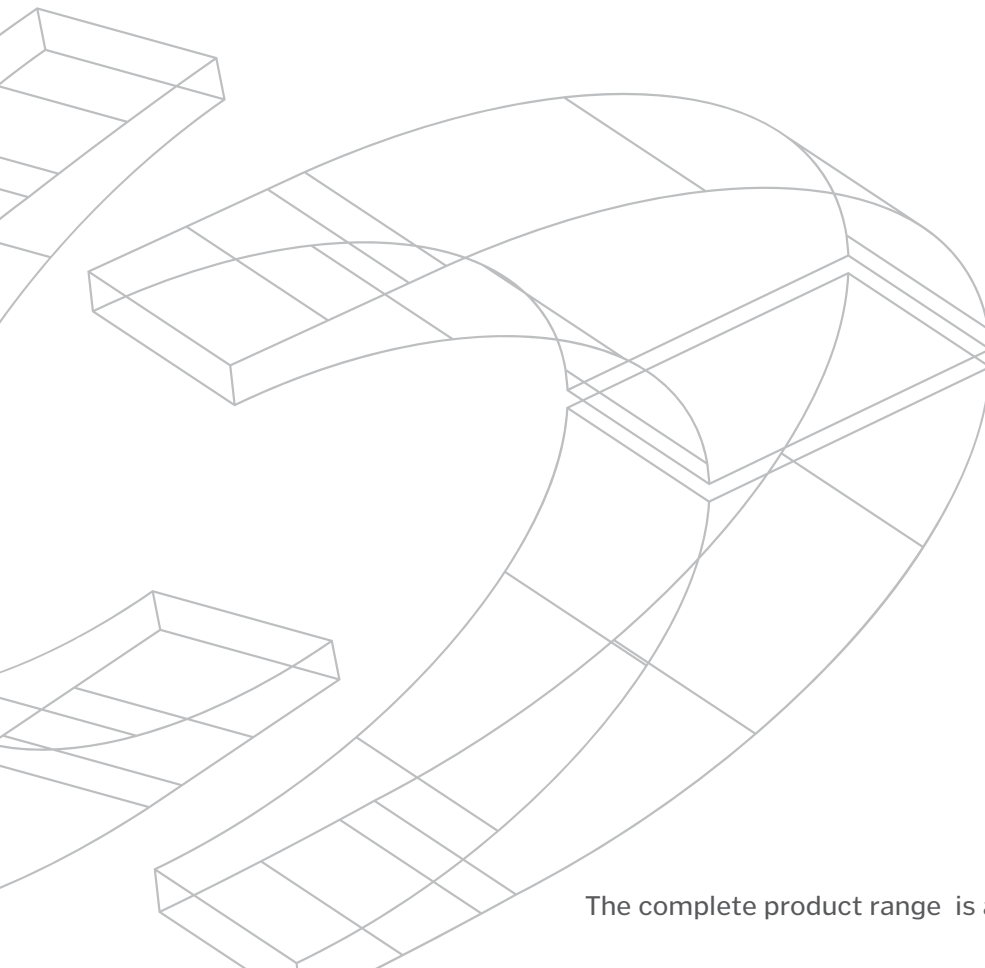


Catalog 2015-2016

Engine Bearings / Gleitlager / Motor yatakları / Cojinetes / Подшипники скольжения / Bronzina





The complete product range is also available at: www.kingbearings.com

We are Bearing Specialists

King Engine Bearings was founded in 1960 with one objective: to supply the highest quality bearings available in the marketplace.

By specializing in engine bearings, King has built an extensive product offering that includes a wide range of engine bearings for automobiles, light-duty and heavy-duty trucks, marine, aviation, standby power and many other types of internal combustion engines. Every King bearing utilizes the highest quality materials and the most advanced designs to ensure complete customer satisfaction.

From concept to final product, everything is done under one roof. This allows King to produce bearings more efficiently and with more accuracy in order to keep up with the needs of our customers. During production, all bearings must pass rigorous quality control checkpoints throughout the entire process. This stringent system of multiple quality checks ensures that only the highest quality bearings ever make it into our customers' hands.

King is the first choice in the extremely demanding aviation and racing industries due to our in-depth understanding of the specific needs of those industries. This knowledge and experience is then applied to every aftermarket bearing we make.

To achieve our goal of supplying the highest quality bearings, we had to reinvent the entire manufacturing process from the ground up, making King a pioneer in developing proprietary manufacturing machinery and multi-function, high speed production lines.



Table of Contents

Introduction	
Leading the Way In Technology	VI
Production Technology	VII
King ACP Quality System	VIII
King for Extreme Performance	IX
Bearing Materials	X
Quality Commitment	XV
Identifying King Products	XVI
i-King	XVII
King History	XVIII
How to Use This Catalog	XIX
Bearing Terminology	XX
Bearing Positioning	XXI
Installation Guidelines	XXII
Disclaimer	XXIV
King Racing Line	XXV

Application Index

Acura	1	Land Rover	266
Alfa Romeo	5	Lexus	269
American Motors	9	MAN	270
Audi	12	Massey Ferguson	276
Austin	35	Mazda	277
Autobianchi	38	Mercedes-Benz	285
BMW	40	MG	305
Bedford	44	Mercury Marine	308
Bolinder Munktell	48	Mini	322
Caterpillar	49	MWM	323
Chrysler	49	Mitsubishi	325
Citroen	72	New Holland	335
Continental	82	Nissan	336
Cummins	83	Opel	350
Daewoo	84	Pegaso	358
Daf	86	Perkins	359
Daihatsu	88	Peugeot	366
David Brown	89	Reliant	377
Deutz	91	RVI	378
Fiat	96	Renault	379
Ford	114	Rover	391
General Motors	169	Saab	393
Holden	198	Scania	395
Honda	199	Scion	398
Hyundai	208	Seat	398
IHC	214	Skoda	408
Infiniti	217	Smart	411
Isuzu	219	Subaru	412
Iveco	231	Suzuki	417
Jaguar	239	Talbot	419
Jeep	241	Toyota	423
John Deere	249	Triumph	439
Kia	256	Vauxhall	441
Lada	259	Volkswagen	445
Lancia	260	Volvo	477

Interchange

Clevite to King	483	KS to King	499
Federal Mogul to King	489	MAHLE to King	502
Glyco to King	495	NDC to King	504

Numerical listing Index

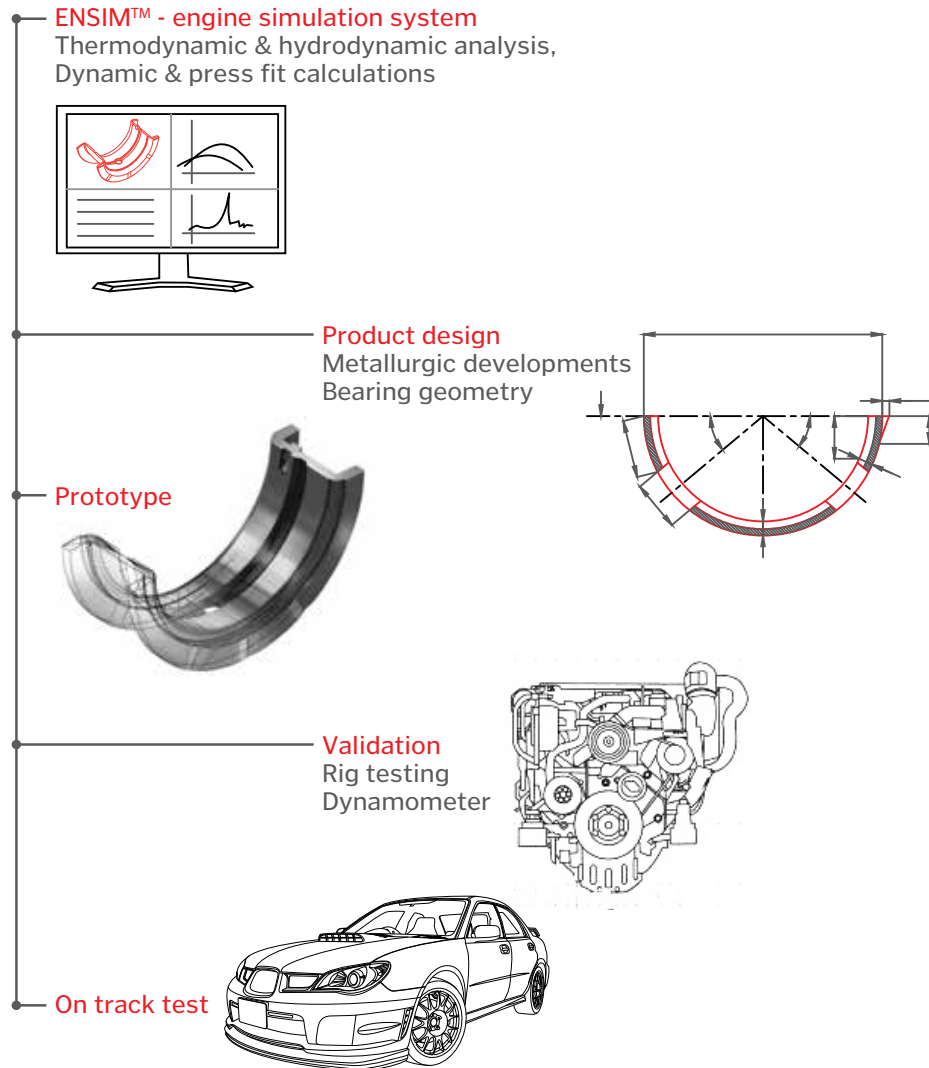
506

Leading The Way in Technology

As a technological leader and OEM development partner, King is committed to being at the leading edge of bearing technology to meet our customers' needs the world over.

To maintain our position as the leading developer of engine bearings, King established our TechLab. This research and development unit is constantly monitoring market changes to transform the future of bearings by formulating new bearing designs and materials. King's R&D department utilizes advanced ENSIM™ software to analyze and simulate variable bearing conditions using a wide range of equipment. This system allows us to create and test all new bearing designs and determine the optimal configuration for that application. King is also able to analyze engines after real-world use to improve bearing designs. We then leverage this information by applying the data to our aftermarket bearing designs.

King's Development Process



Production Technology

At King, we take great pride in the unique high-tech production lines and machines that we design in-house to exceed the needs of our customers. As a company that specializes in bearing manufacturing, we are constantly implementing new software and production systems that offer a higher level of precision. Our ongoing investment in new technology results in improved accuracy and a wider range of bearing sizes and features.

King's production technologies enable flexible and fast production changeover, which is required to support our wide range of bearings and sizes. This allows us to respond quickly to market demands and increase our production efficiency, while retaining our price advantage among the leading brands.

King's production process begins with in-house casting of our unique alloys. Production continues by way of an automated production line to the overlay plating process, and then concludes with packaging and product delivery.

King's attention-to-detail, and our self-imposed quality requirements exceed industry standards for product quality and production efficiency.



King ACP Quality System

Quality



Advanced
QA System


King has developed and implemented an advanced, proprietary QA system called AutoCheckPoint.

It conducts fully in-process automated monitoring of each phase of bearing production.


This process ensures that superior quality is built into each bearing from the start. This sophisticated system is integrated into our ERP module, and can uncover potential production problems on the spot to allow any issues to be resolved immediately.

King produces its full line of bearings entirely in-house. This allows for complete control of the entire production process and results in an unequalled level of product quality.

King Inspection & Monitoring Tools




Geometrical



Optical



Metallurgical



Validation

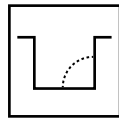
Extreme Performance

King Racing Activities

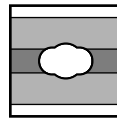
In the world of racing, poor bearing performance or bearing failure can result in losing a race. That's why so many leading race teams worldwide count on the reliability and quality of King bearings every day, in every engine.

Our XP and HP bearings are constantly being tested and proven on the track, under extreme conditions, in the real world. King's ability to meet the continuously changing and challenging demands of the racing industry with our unique materials and geometric features are a testament to the quality and reliability of our bearings, and reinforces our commitment to developing the ultimate race bearings.

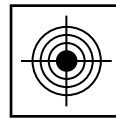
By analyzing the specific needs of race engines, we have developed unique features including:



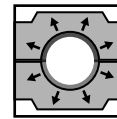
U-Groove™



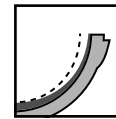
ElliptiX™



Bull's Eye
Tolerance™



Radialock™



EccentriX™



pMaxBlack™



King Aviation - OE Partner

In the world of aviation, quality, reliability and durability are essential.

King works closely with OE aviation manufacturers to design new products, and develop engineering solutions to meet their requirements. Our aviation partners rely on the strict quality control that King provides, and benefit from our precision manufacturing and high quality materials.

King is an AS9100 company certified by the International Aerospace Quality Group (IAQG), and by the FAA.



IX

Bearing Materials

Aftermarket



Upper
Lower

AM	Upper	K-783
	Lower	K-783
SI	Upper	K-788
	Lower	K-788
SM	Upper	K-789
	Lower	K-783/8/9
CA	Upper	K-794
	Lower	K-783

CP	Upper	K-794
	Lower	K-794
XA	Upper	K-795
	Lower	K-788
SX	Upper	K-795
	Lower	K-795
SV	Upper	K-796
	Lower	K-794/5/6

SP	Upper	K-624
	Lower	K-794/5/6
HP	Upper	K-787
	Lower	K-787
XP	Upper	K-798
	Lower	K-798
GP	Upper	K-805
	Lower	K-805/798
AVIATION		K-895

*Bearing overlay color is a non-functional element. Color variations do not affect bearing performance.



K-783

Traditional aluminum based material, equivalent to SAE-783. Used for low and medium load engines.


Lining	Al20Sn1Cu
Overlay	no overlay



K-788

Aluminum based material, strengthened by 2.5-3% silicon. For medium load engines and/or engines with nodular cast iron crankshafts.

Lining	Al12Sn2.5Si1Cu
Overlay	no overlay






K-789

Aluminum alloy bonding layer. The strongest aluminum based material, with aluminum alloy bonding layer. The alloy is strengthened by the addition of manganese and chromium (Mn, Cr). Used for high load applications.

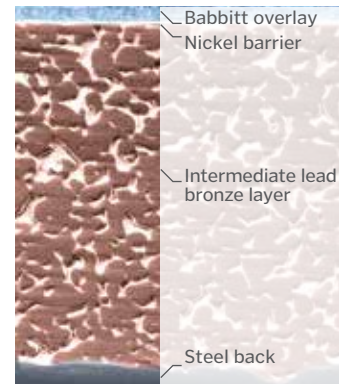
Lining	Al7Sn2Si1.5CuMnCr
Overlay	no overlay



K-794

Traditional tri-metal copper based material, equivalent to SAE-794. For medium load engines.

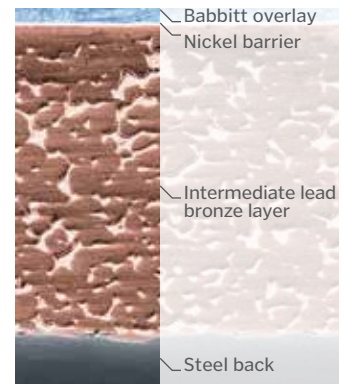
Intermediate	Cu23Pb3.5Sn
Overlay	Pb10Sn3Cu



K-795

Strengthened copper based material , with higher tin content. For medium and high load engines.

Intermediate	Cu21Pb4.5Sn
Overlay	Pb10Sn3Cu



Bearing Materials

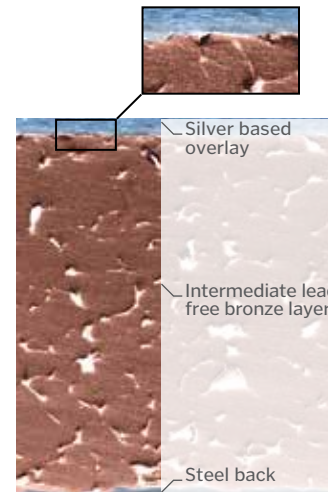
Aftermarket



K-796

A lead free tri-metal silver based overlay material containing solid lubricant additives distributed throughout the silver matrix. For extreme load engines. Can be used as a sputter replacement.

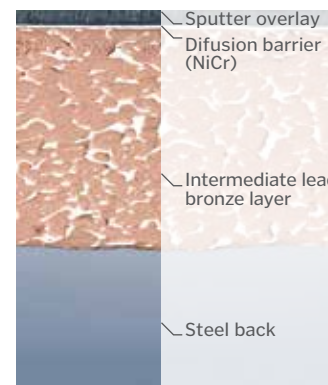
Intermediate	Cu8Sn4Bi
Overlay	Ag base alloy



K-624

Lead free or leaded material with sputter overlay (plated by Physical Vapor Deposition). For extreme loads.

Intermediate	Cu8Sn4Bi
Overlay	Al20Sn1Cu




Racing



K-787

The HP Series featuring the Alecular™ metal structure used for high loads over short durations. Suitable for race applications such as drag racing, which can benefit from a harder than Babbitt top layer material. Alecular™ also serves other performance applications that use nodular cast iron crankshafts, such as street/strip and some levels of circle track racing.

Lining	Al12Sn2.5Si1Cu
Overlay	no overlay

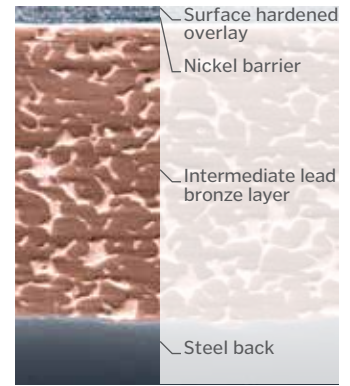




K-798

pMax Black™ is a unique tri-metal structure for race applications. The overlay is strengthened by a proprietary nano-scaled hardening process that modifies the molecular structure and creates a black fatigue-resistant shield.

Intermediate	Cu21Pb4.5Sn
Overlay	Pb10Sn5Cu surface hardened



K-805

A tri-metal lead free silver based overlay material for extreme load racing applications. Contains solid lubricant additives distributed throughout the silver matrix.

Intermediate	Cu8Sn4Bi
Overlay	Ag base alloy

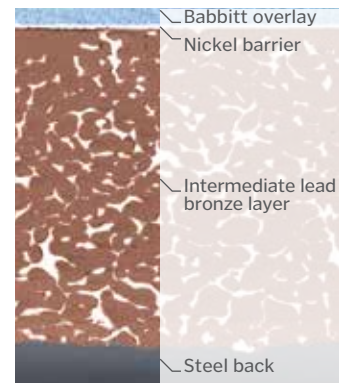


Aviation

K-895

Tri-metal material for medium and high load aviation engines.

Intermediate	Cu21Pb4.5Sn
Overlay	Pb10Sn3Cu



Bearing Materials

Surface Treatment




Polymer Coating

Polymer based coatings containing solid lubricants that enhance the anti-friction properties of various bearing materials.



Compressive Stress Surface (CSS) Treatment


Surface hardening treatments that increase fatigue strength and load capacity of various bearing materials.



pMax Black™

King Racing pMax Black™ overlay is strengthened by a proprietary nano-scaled hardening process that modifies the molecular structure and creates a black fatigue-resistant shield. The outcome is a significant 24% increase in hardness and load capacity, reaching 18.1HV.

pMax Black™ is a non-polymer structure.



Quality Commitment

King is committed to providing its customers with the best performing and most reliable products. Our dedication to quality is reinforced by proven internal processes and procedures, and comprehensive technological tools used for quality control and inspection.

We proudly certify that the products listed in this catalog are genuine King factory made products, and they meet or exceed the technical specifications declared by the vehicle manufacturer.

Our quality credentials include ISO/AS9100 (Aviation) and ISO/TS16949 (Automotive).



Gideon Zaslavsky
CEO
King Engine Bearing



Identifying King Product



Check to Protect King Product Verification

Protecting our customers from counterfeit bearings is very important to us. This is why we are investing in security measures so our customers will be certain that the products they purchase contain genuine King components.

3 ways to ensure you have genuine King product:

1. Look for the circle in the left corner of the King hologram label. By using a special filter you'll see the letter K inside this circle. Filters are available from King authorized distributors.
2. A pattern of the letter "K" appears when a blank piece of paper is held perpendicular up against the hologram label, while shining a laser beam on the "genuine product" area of the label.
3. The i-King code is revealed by peeling back the hologram. You can confirm that your product is valid by inputting the i-King code into our online system at www.kingbearings.com (read more about i-King on page XVII).

Bearing types:

- a. MB- Main bearing set
- b. CR- Con rod bearing set
- c. CS- Camshaft bearing set
- d. TW- Thrust washer set

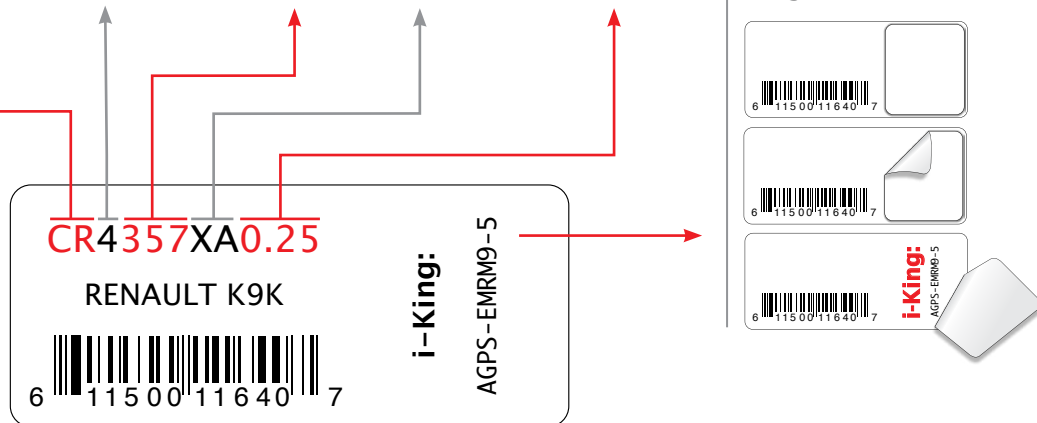
Number of pairs in a set

Random code

Material construction see page X

Dimension/undersize

i-King code for online verification and warranty activation (revealed by peeling back the hologram label)



Item barcode

Product verification & warranty

We stand behind our products. That's why we established the i-King product validation and registration code.

The unique i-King code is located under the King Genuine Product hologram decal on each box. Every bearing set contains an individual code directly linked to each specific product.

You can activate your one year warranty and verify that your King product is genuine by entering your i-King code on our website.

To verify your product, follow these steps:








1. Peel back the hologram decal on the King box to reveal your i-King code.
2. Click on the i-King button on the King website at: <http://www.kingbearings.com>
3. Enter the i-King code to verify that your product is genuine King product.



To activate your one year warranty, follow these steps:

1. After verifying your product click the “get warranty” button.
2. If you are a returning user, enter your username and password to log in. If not, click on “register” to set up a new account.
3. Click on the warranty button and you will get this message: **“The product CR1312XA was activated successfully!”**
4. You will also receive an email that confirms that your warranty has been activated. Keep this for your records.

General King History

-  **1960** - King Engine Bearings founded
- 1965** - First in-house designed production machinery is developed
- 1969** - Sales expand to Europe and the Middle East
-  **1980** - Engine bearing production for the U.S. Army begins
- 1981** - U.S. subsidiary established
-  **1984** - New research facility for material development and product validation is opened
- 1985** - First generation of automatic multi-function production lines is introduced
- 1991** - Launch of silicon alloy bearings including Alecular™ high performance products
- 1993** - Tri-metal bearing production commences
- 1997** - ISO 9002 certified
- 1998** - Integration of advanced QA system
- 2000** - Relocation to larger, new facility / OEM production line opens with Gen II fully automated machinery
-  **2001** - Self-casting strip factory opens, producing from raw materials to finished product under one roof
- 2002** - U.S. aircraft engine bearing production begins
-  **2006** - King becomes OEM aviation supplier and earns FAA approval
-  **2006** - ISO/TS16949 (automotive) & ISO/AS9100 (aerospace) certified
- 2011** - XP tri-metal race bearings launch
-  **2012** - Development and implementation of ACP- AutoCheckPoint system/ Gen III fully automated production line technology with superior accuracy and faster set-ups introduced
- 2013** - New racing line is launched incorporating pMax Black™ metal construction and unique geometric features
- 2014** - Sales & logistics center opens in Turkey / mass production of silver alloy material begins



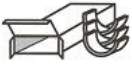







General

How to Use This Catalog

Manufacturers are arranged in alphabetical order.

Manufacturer's engine index is located at the beginning of each manufacturer section and refers to the relevant engine group panel.

Engines using the same parts are grouped together under the same panel number. Technical details are provided after each engine group.

1	2	3	4	5	6	7	8
 King Set No.	 Part No.	 Qty.	 Position	 Crankshaft Diameter	 Housing Diameter	 Length	 Wall Thickness
1	Nissan SR20DE 2.0Liter DOHC, 16 Valves, vin C, Gasoline	01/1991 - 12/2002	1998 cc	86.00 X 86.00	4 cyl		1
CR4136AM STD/0.25/0.5/0.75/1.0	C4136	4 Pairs	1-4	1.888/1.889 47.955/47.981	2.008/2.008 51.003/51.003	0.669 16.993	0.059 1.499
MB5243AM STD/0.25/0.5/0.75/1.0	M5243U M5243L	5 Pairs	1-5	2.164/2.165 54.966/54.991	2.321/2.322 58.953/58.979	0.748 18.999	0.078 1.981
TW 139AM STD	W 139	1 Pair		2.431/0.000 61.747/0.000	0.000/3.288 0.000/83.515	0.000 0.000	0.077 1.956

1. KING Set Number

Bearing types:

- a. MB- Main bearing set
- b. CR- Con rod bearing set
- c. CS- Camshaft bearing set
- d. TW- Thrust washer set

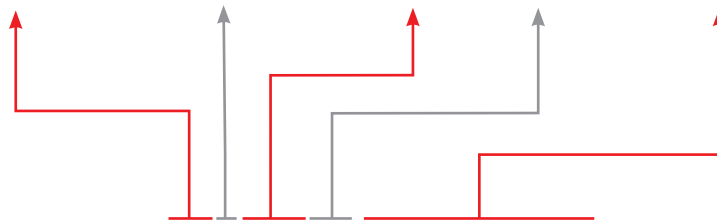
Number of pairs
in a set

Random
code

Material
construction
see page X

Dimension/undersize

**Additional undersizes available
upon request, inquire for MOQ.



CR4357XA STD/0.25/0.5/0.75/1.0

2. KING Shell number

The first letter indicates the type of bearing:

- C = Connecting rod bearing
- M = Plain main bearing
- F = Flanged bearing
- W = Thrustwasher
- B = Bushing
- S = Bushing/camshaft bearing

The suffix letter indicates positioning of the part:

- U = Upper position
- L = Lower position

3. Quantity of parts in the set

4. Location of the part on the crankshaft

5. Minimum and maximum diameter of the crankshaft journal

6. Minimum and maximum diameter of the housing

7. Bearing length

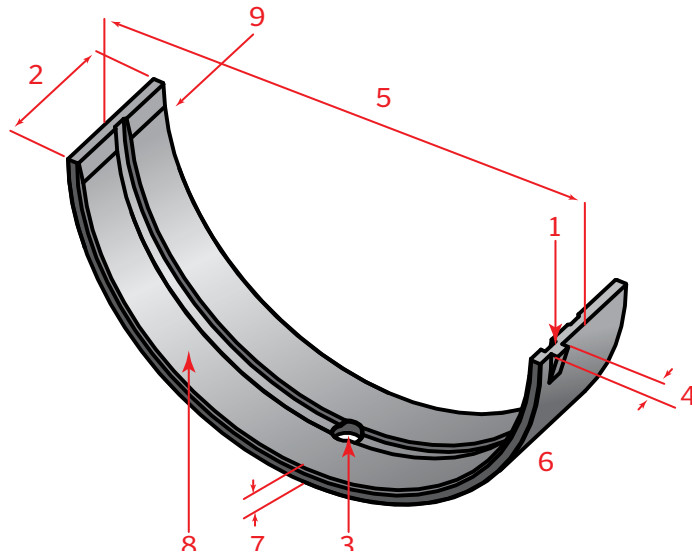
8. Maximum bearing wall thickness, measured at crown

Bearing Terminology

General

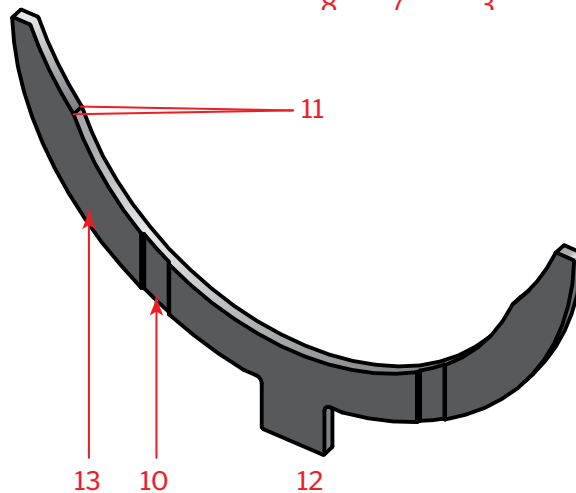
A. Straight Shell Bearing

1. Locating lug
2. Bearing length
3. Oil hole
4. Width of locating lug
5. Free spread
6. Bearing back
7. Bearing wall thickness
8. Bearing surface
9. Crush relief



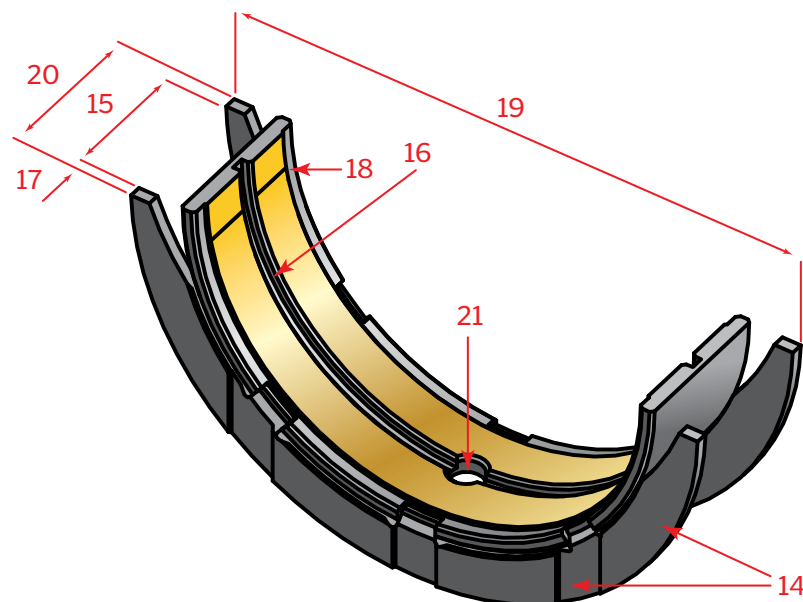
B. Thrust Washer

10. Oil groove
11. Wall thickness
12. Locking lug
13. Thrust surface



C. Flange Bearing

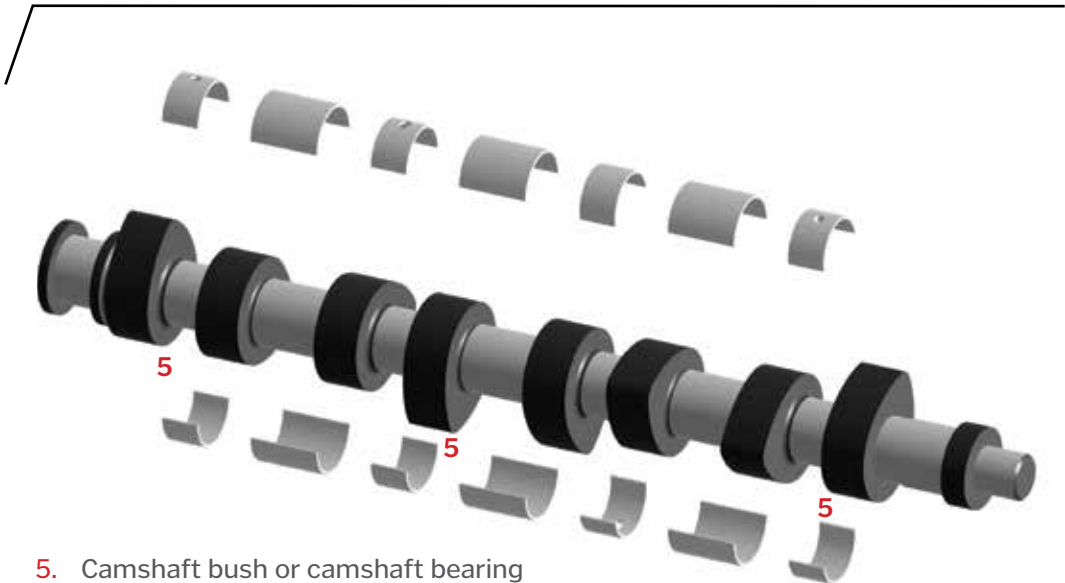
14. Thrust surface relief
15. Distance between flanges
16. Oil groove
17. Flange thickness
18. Crush relief
19. Flange diameter
20. Flange bearing length
21. Oil hole



Bearing Positioning



- 1. Main bearing
- 2. Connecting rod bearing
- 3. Flange bearing or main bearing with thrust washer
- 4. Piston pin bushing



- 5. Camshaft bush or camshaft bearing

Installation Guidelines

Installation guidelines

1

Identify Matching Caps

Ensure matching connecting rod and main bearing caps are identified with the correct position number before they are removed from the engine.

2

Housing Bore Conditions

With rod and main cap fasteners torqued, check housing bores for size, roundness, taper and surface condition using a good inside micrometer. If any specs are found to be out of tolerance, have a qualified machinist correct them.



3

Crankshaft Journals

Check crankshaft rod and main journals for size, shape, and surface condition using an outside micrometer. If any specs are found to be out of tolerance, have a qualified machinist correct them. Before doing any crankshaft journal resizing, check with your King Engine Bearings distributor for available bearing undersizes. Also, remember to inspect the crank thrust surfaces for possible reconditioning. King ProFlange is available for certain applications.



4

Cleanliness

Both engine block and crankshaft should be free of any debris. A wire brush should be used to clean all oil passages. Thoroughly wash all engine components with hot soapy water before assembly. Dry all components with compressed air to remove any lodged debris.



5

Install Bearings in Bores

Carefully clean and install each bearing half into its appropriate position by referring to the latest King catalog for correct position. Firmly push each bearing into its bore until a slight snap is felt.



6

Check Proper Bearing Alignment

Ensure that all bearing oil holes line up with oil supply holes in the block. Also make sure locating lugs are nested into their appropriate slots and each bearing lines up properly in its bore.



7

Pre Lube Bearing Surfaces

Apply a sufficient amount of bearing assembly lube to the bearing surfaces and the rear main lip seal

9

Main Bearing Cap Torqueing

Clean and lubricate all main fasteners to ensure accurate torque readings. With a pry bar, push the crankshaft towards the front to align the thrust bearing surfaces. Obtain the correct torque specs from the original manufacturer's listing and hand tighten each main fastener. With a good calibrated torque wrench, torque each fastener to the specified load, starting at the center main and working toward each end. The shaft should turn freely after each main cap torqueing. Check for proper oil clearance before final assembly.

10

Check Crankshaft End Play

Install a dial indicator on the snout end of the crankshaft. Force the crankshaft to its most forward position and zero the dial. Force the crank in the opposite direction till it bottoms out and read the dial. A feeler gauge can also be used.

11

Connecting Rod to Crankshaft Assembly

Lubricate rod cap fasteners, cylinder wall and corresponding connecting rod journal. Carefully insert connecting rod piston assembly into cylinder bore until the rod makes contact with the corresponding crank pin. Make sure the piston and rod are oriented in the correct direction. Assemble the corresponding connecting rod cap to the rod and hand tighten rod cap fasteners. Using a good calibrated torque wrench, torque the rod cap fasteners to manufacturer's specifications. Follow same procedure for all cylinders. The crank should turn freely after each rod has been installed.

12

Prime the Engine

To prevent a dry start and possible damage to bearing surfaces, the engine oiling system should be completely filled with good clean engine oil and pressure tested. This can be accomplished using two methods. Pressure spin test the engine with a pre-lubricator or simply turn the oil pump shaft with a drill motor until adequate pressure is reached.

8

Crankshaft Installation

With engine block in the inverted position, carefully lower the crankshaft into the upper main bearings. Take extra care to prevent possible damage to the upper thrust bearing. Assemble and tap each main cap into its appropriate position making sure the caps are firmly seated and facing the correct direction.



Disclaimer

All information and data provided in this catalog has been obtained from reliable sources. In the event that any information is incorrect, King can assume no responsibility, except when King has stated that the product is suitable for use in a specific application and it is proven that it was not suitable for its purpose. King will not be liable for any damage allegedly caused by the information contained in this catalog.

The catalog is not an operating manual for the use and installation of the bearings. Any individual reference made in this catalog for the installation and the application of the bearings is intended solely for the use by technically qualified specialists. Furthermore, the instructions must be examined and verified by specialized technicians as to their applications in each case. KING accepts no responsibility for any improper application decisions.

Any names, serial numbers, description of vehicles and manufacturers have been included solely for the purpose of reference and comparison.

Part numbers, vehicle model and engine details may change from time to time. Although the information contained in the catalog is, to the best of King's knowledge, accurate at the time of its publication, King does not accept responsibility for any inaccuracies and subsequent changes to the information provided in the catalog. Therefore;

- i. King's warranty covers only use of items in specific applications as published in King's WEB catalog.
- ii. King has the right to alter, modify, change or update the use for each item for any specific application.
- iii. King has the right to change details or specifications of any item in the catalog, taking care to ensure that the new specs coincide with the intended use of the item.
- iv. King's clients' responsibility is to immediately stop using any item as directed by King, through either postings on the King website or from specific direct notice by King.

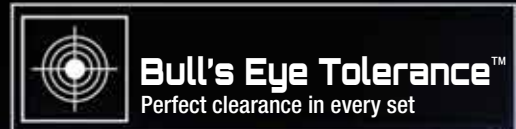
KING RACING

HIGH PERFORMANCE BEARINGS

SUPERIOR Load Capacity & Performance

NEW Advanced Features:

- 24% Stronger Overlay Achieving 18.1HV
- 17% Greater Fatigue Resistance
- Unique Geometric Design Maximizes Surface Load Area
- Bull's Eye Wall Tolerance™ Ensures Perfect Oil Clearance in Every Set



Continuously pushing the limits

Today's race engines make more power than ever before. Yesterday's engine bearing load capacity no longer works today... and tomorrow's race engines will be even more powerful. There's a need to meet these demands with higher bearing design standards and improved materials.

King Racing's XP series of rod and main bearings was developed to meet these challenges through technologically advanced geometrical features and a unique metal structure. Together, they drive the industry to a new level of durability and performance.



pMAX Black™

Superior load capacity

A unique tri-metal structure developed to meet the ongoing demand for increased engine bearing load capacity.

- 24% stronger overlay
- 17% more fatigue resistance
- SecureBond™ - A micro-etch process that improves multi-layer adhesion and structural integrity
- Compatible with all crankshafts


Intermediate layer:

- Copper-based alloy strengthened by 4.5% tin
- Industry's highest hardness level - 115HV
- Load capacity - 17,000 PSI

Overlay:

- Strengthened by 5% copper
- Industry's highest hardness level - up to 18.1HV
- Fatigue resistance - 10,200 PSI

Breakthrough hardening technology



King Racing's new hardening technology modifies the overlay molecular structure and creates a fatigue-resisting shield, capable of carrying 24% more load.



Bull's Eye Tolerance™

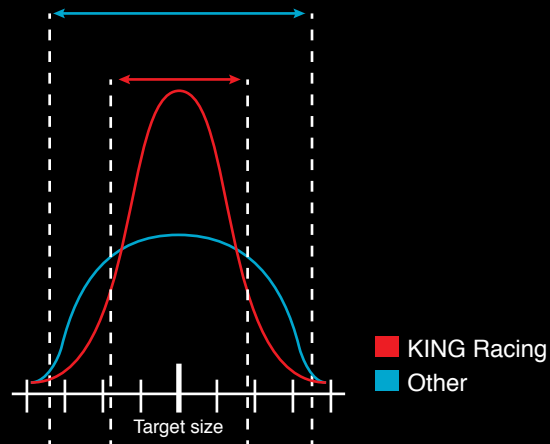
Perfect clearance in every set

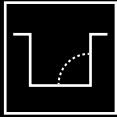
Bull's Eye Tolerance™ sets new standards in bearing thickness consistency. It outperforms the industry's wall thickness tolerance, ensuring the least thickness variation.

- No more purchasing multiple sets or "fishing" for bearings to reach the right clearance
- No need to grind cranks "fat" or "thin"
- No need to adjust housing diameter
- Less taper across the bearing face

The most accurate clearance in the industry

Wall Thickness Variation



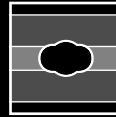



U-Groove™

Greater load surface

A unique oil groove design with a 90° groove shape. **U-Groove™** increases bearing load capacity by expanding the effective surface area, while keeping oil flow capacity intact.

- Better load distribution across the bearing surface
- More stable hydrodynamic lubrication regime
- Greater bearing durability at high RPM's




ElliptiX™

Improved oil ingress

ElliptiX™ is a newly designed oil slot / oil hole hybrid. It improves oil ingress without affecting the bearing's surface or compromising the load capacity.

- Increases oil passage capacity
- Higher oil supply reliability
- Eliminates need for custom-made oil hole enlargement

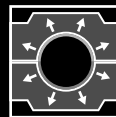


EccentriX™

A superior hydrodynamic regime

EccentriX™ is an optimized eccentricity value reached through elasto hydrodynamic analysis and dynamic calculations. Each bearing's eccentricity value is custom designed to meet specific performance requirements.

- Better oil wedge formation
- More stable hydrodynamic lubrication regime
- Reduces vibration and wear
- Prevents oil film "wiping" under high RPM conditions
- Optimizes load distribution across the bearing surface



RadialLock™

Optimal crush height and heat transfer

RadialLock™ is an optimal crush height value determined by a robust R&D process that customizes each bearing crush height to its specific performance demands.

- Optimal press fit
- Improves bearing spin and fretting prevention
- Better heat transfer
- Reduces bearing and housing distortion



www.kingracebearings.com









©2013 King Engine Bearings
pMax Black™, Bull's Eye Tolerance™, ElliptiX™, U-Groove™, EccentriX™, SecureBond™ and RadialLock™ are trademarks of King Engine Bearings. The information in this brochure contains general performance descriptions subject to engine customization, which therefore may not always apply as described, or may change due to product developments.

KING RACING
HIGH PERFORMANCE BEARINGS

Engine Index: Acura

Engine-Code	Years	Cyl	CC	Line
Honda D16A1 1.6Liter, DOHC, 16 Valves, Gasoline	01/1986 - 12/1989	4	1590	1
Honda D16Y8 1.6Liter SOHC, 16 Valves, Gasoline	01/1997 - 12/2000	4	1590	1
Honda D17A2 1.7Liter SOHC, 16 Valves, Gasoline	01/2001 - 12/2005	4	1668	2
Honda B17A1 1.7Liter DOHC, 16 Valves, Gasoline	01/1992 - 12/1993	4	1678	3
Honda B18C1 1.8Liter DOHC, 16 Valves, Gasoline	01/1994 - 12/2001	4	1797	4
Honda B18C5 1.8Liter DOHC, 16 Valves, Gasoline	01/1997 - 12/2001	4	1797	4
Honda B18A1 1.8Liter DOHC, 16 Valves, Gasoline	01/1990 - 12/1993	4	1834	3
Honda B18B1 1.8Liter DOHC, 16 Valves, Gasoline	01/1994 - 12/2001	4	1834	3
Honda K20A2 2.0Liter DOHC, 16 Valves, Gasoline	01/2002 - 12/2005	4	1998	5
Honda K20A3 2.0Liter DOHC, 16 Valves, Gasoline	01/2002 - 12/2006	4	1998	6
Honda K20Z1 2.0Liter DOHC, 16 Valves, Gasoline	01/2005 - 12/2006	4	1998	5
Honda F22B1 2.2Liter SOHC, 16 Valves, Gasoline	01/1997 - 12/1997	4	2156	7
Honda F23A1 2.3Liter SOHC, 16 Valves, Gasoline	01/1998 - 12/1999	4	2260	8
Honda K23A1 2.3Liter DOHC, 16 Valves, Gasoline Supercharged	01/2007 - 12/2010	4	2300	5
Honda K24A2 2.4Liter DOHC, 16 Valves, Gasoline	01/2004 - 12/2009	4	2354	5
Honda K24Z3 2.4Liter DOHC, 16 Valves, Gasoline	01/2009 - 12/2010	4	2354	5
Honda G25A1 2.5Liter SOHC, 20 Valves, Gasoline	01/1992 - 12/1994	5	2451	9
Honda G25A4 2.5Liter SOHC, 20 Valves, Gasoline	01/1996 - 12/1998	5	2451	9
Honda C25A1 2.5Liter SOHC, 24 Valves, Gasoline	01/1986 - 12/1987	6	2494	10
Honda C27A1 2.7Liter SOHC, 24 Valves, Gasoline	01/1987 - 12/1990	6	2675	11
Isuzu 6VD1 3.2Liter SOHC, 24 Valves, vin V, Gasoline	01/1996 - 12/1997	6	3165	12
Honda C32A1 3.2Liter SOHC, 24 Valves, Gasoline	01/1991 - 12/1995	6	3206	13
Honda C32A6 3.2Liter SOHC, 24 Valves, Gasoline	01/1996 - 12/1998	6	3206	13
Honda J32A1 3.2Liter SOHC, 24 Valves, Gasoline	01/1999 - 12/2003	6	3206	14
Honda J32A2 3.2Liter SOHC, 24 Valves, Gasoline	01/2001 - 12/2003	6	3206	14
Honda J32A3 3.2Liter SOHC, 24 Valves, Gasoline	01/2004 - 12/2008	6	3206	14
Honda J35A5 3.5Liter SOHC, 24 Valves, Gasoline	01/2003 - 12/2006	6	3471	14
Honda J35A8 3.5Liter SOHC, 24 Valves, Gasoline	01/2005 - 12/2008	6	3471	14
Honda J35Z6 3.5Liter SOHC, 24 Valves, Gasoline	01/2009 - 12/2010	6	3471	14
Honda C35A1 3.5Liter SOHC, 24 Valves, Gasoline	01/1996 - 12/2005	6	3474	13
Isuzu 6VE1 3.5Liter DOHC, 24 Valves, vin X, Gasoline	01/1998 - 12/1999	6	3495	12

Acura				Acura				
King Set No.	Part No.	Qty.	Position	Crankshaft Diameter	Housing Diameter	Length	Wall Thickness	
1	Honda D16Y8 1.6Liter SOHC, 16 Valves, Gasoline	01/1997 - 12/2000	1590 cc	75.00 X 90.00	4 cyl		1	
	Honda D16A1 1.6Liter, DOHC, 16 Valves, Gasoline	01/1986 - 12/1989	1590 cc	75.00 X 90.00	4 cyl			
CR4046AM STD/0.25/0.5/0.75/1.0	C4046	4 Pairs		1.7707/1.7717 44.976/45.001	1.8898/1.8906 48.001/48.021	0.728 18.50	0.0594 1.509	
MB5568AM STD/0.25/0.5/0.75/1.0	M5568	5 Pairs		2.1644/2.1653 54.976/54.999	2.3228/2.3238 58.999/59.025	0.786 19.96	0.0789 2.004	
TW 140AM STD/0.25	W 140	1 Pair		2.4016/2.4114 61.001/61.250	3.2283/3.2382 81.999/82.250	0.000 0.00	0.0984 2.499	
CR4046XP STD/STDX/0.25 Optional to CR4046AM (Race bearings, Tri-metal [pMax Black])	C4046	4 Pairs		1.7709/1.7717 44.981/45.001	1.8898/1.8905 48.001/48.019	0.728 18.50	0.0590 1.499	
MB5568XP STD/STDX/.025/0.25 Optional to MB5568AM (Race bearings, Tri-metal [pMax Black]) Full Groove	M5568-PR	5 Pairs		2.1646/2.1654 54.981/55.001	2.3228/2.3236 58.999/59.019	0.787 20.00	0.0787 1.999	

Acura				Acura			
							
King Set No.	Part No.	Qty.	Position	Crankshaft Diameter	Housing Diameter	Length	Wall Thickness
TW 140HP STD/0.25 Optional to TW 140AM (Race bearings, Bi-metal [Alecular])	W 140/PR	1 Pair		2.4016/2.4114 61.001/61.250	3.2283/3.2382 81.999/82.250	0.000 0.00	0.0984 2.499
2	Honda D17A2 1.7Liter SOHC, 16 Valves, Gasoline	01/2001 - 12/2005	1668 cc	75.00 X 94.40	4 cyl		2
CR4512SI STD/0.25/0.5/0.75/1.0	C4512	4 Pairs		1.7707/1.7717 44.976/45.001	1.8898/1.8907 48.001/48.024	0.606 15.40	0.0591 1.501
MB5568AM STD/0.25/0.5/0.75/1.0	M5568	5 Pairs		2.1644/2.1653 54.976/54.999	2.3228/2.3238 58.999/59.025	0.786 19.96	0.0789 2.004
TW 140AM STD/0.25	W 140	1 Pair		2.4016/2.4114 61.001/61.250	3.2283/3.2382 81.999/82.250	0.000 0.00	0.0984 2.499
MB5568XP STD/STDX/.025/0.25 Optional to MB5568AM (Race bearings, Tri-metal [pMax Black]) Full Groove	M5568-PR	5 Pairs		2.1646/2.1654 54.981/55.001	2.3228/2.3236 58.999/59.019	0.787 20.00	0.0787 1.999
TW 140HP STD/0.25 Optional to TW 140AM (Race bearings, Bi-metal [Alecular])	W 140/PR	1 Pair		2.4016/2.4114 61.001/61.250	3.2283/3.2382 81.999/82.250	0.000 0.00	0.0984 2.499
3	Honda B17A1 1.7Liter DOHC, 16 Valves, Gasoline	01/1992 - 12/1993	1678 cc	81.00 X 81.00	4 cyl		3
	Honda B18A1 1.8Liter DOHC, 16 Valves, Gasoline	01/1990 - 12/1993	1834 cc	81.00 X 89.00	4 cyl		
	Honda B18B1 1.8Liter DOHC, 16 Valves, Gasoline	01/1994 - 12/2001	1834 cc	81.00 X 89.00	4 cyl		
CR 439AM STD/0.25/0.5/0.75/1.0	C 439	4 Pairs		1.7707/1.7716 44.976/44.999	1.8898/1.8907 48.001/48.024	0.764 19.40	0.0594 1.509
MB5259AM STD/0.25/0.5/0.75	M5259U M5259L	5 Pairs		2.1646/2.1654 54.981/55.001	2.3228/2.3236 58.999/59.019	0.787 20.00	0.0789 2.004
TW 140AM STD/0.25	W 140	1 Pair		2.4016/2.4114 61.001/61.250	3.2283/3.2382 81.999/82.250	0.000 0.00	0.0984 2.499
CR 439XP STD/STDX/0.25 Optional to CR 439AM (Race bearings, Tri-metal [pMax Black])	C 439	4 Pairs		1.7707/1.7716 44.976/44.999	1.8898/1.8907 48.001/48.024	0.764 19.40	0.0592 1.504
MB5259XP STD/STDX/.025/0.25/0.5 Optional to MB5259AM (Race bearings, Tri-metal [pMax Black])	M5259U/PR M5259L/PR	5 Pairs		2.1646/2.1654 54.981/55.001	2.3228/2.3236 58.999/59.019	0.787 20.00	0.0788 2.002
TW 140HP STD/0.25 Optional to TW 140AM (Race bearings, Bi-metal [Alecular])	W 140/PR	1 Pair		2.4016/2.4114 61.001/61.250	3.2283/3.2382 81.999/82.250	0.000 0.00	0.0984 2.499
4	Honda B18C1 1.8Liter DOHC, 16 Valves, Gasoline	01/1994 - 12/2001	1797 cc	81.00 X 87.20	4 cyl		4
	Honda B18C5 1.8Liter DOHC, 16 Valves, Gasoline	01/1997 - 12/2001	1797 cc	81.00 X 87.20	4 cyl		
CR4287AM STD/0.25/0.5/0.75	C4287	4 Pairs		1.7707/1.7716 44.976/44.999	1.8898/1.8907 48.001/48.024	0.689 17.50	0.0594 1.509
MB5259AM STD/0.25/0.5/0.75	M5259U M5259L	5 Pairs		2.1646/2.1654 54.981/55.001	2.3228/2.3236 58.999/59.019	0.787 20.00	0.0789 2.004
TW 140AM STD/0.25	W 140	1 Pair		2.4016/2.4114 61.001/61.250	3.2283/3.2382 81.999/82.250	0.000 0.00	0.0984 2.499
CR4287XP STD/STDX/.025/0.25 Optional to CR4287AM (Race bearings, Tri-metal [pMax Black])	C4287/PR	4 Pairs		1.7707/1.7717 44.976/45.001	1.8898/1.8907 48.001/48.024	0.689 17.50	0.0591 1.501

Acura				Acura			
King Set No.	Part No.	Qty.	Position	Crankshaft Diameter	Housing Diameter	Length	Wall Thickness
MB5259XP STD/STDX/.025/0.25/0.5 Optional to MB5259AM (Race bearings, Tri-metal [pMax Black])	M5259U/PR M5259L/PR	5 Pairs		2.1646/2.1654 54.981/55.001	2.3228/2.3236 58.999/59.019	0.787 20.00	0.0788 2.002
TW 140HP STD/0.25 Optional to TW 140AM (Race bearings, Bi-metal [Alecular])	W 140/PR	1 Pair		2.4016/2.4114 61.001/61.250	3.2283/3.2382 81.999/82.250	0.000 0.00	0.0984 2.499
5	Honda K20A2 2.0Liter DOHC, 16 Valves, Gasoline	01/2002 - 12/2005	1998 cc	86.00 X 86.00	4 cyl		5
	Honda K20Z1 2.0Liter DOHC, 16 Valves, Gasoline	01/2005 - 12/2006	1998 cc	86.00 X 86.00	4 cyl		
	Honda K23A1 2.3Liter DOHC, 16 Valves, Gasoline Supercharged	01/2007 - 12/2010	2300 cc	86.00 X 99.00	4 cyl		
	Honda K24A2 2.4Liter DOHC, 16 Valves, Gasoline	01/2004 - 12/2009	2354 cc	87.00 X 99.00	4 cyl		
	Honda K24Z3 2.4Liter DOHC, 16 Valves, Gasoline	01/2009 - 12/2010	2354 cc	87.00 X 99.00	4 cyl		
MB5259AM STD/0.25/0.5/0.75	M5259U M5259L	5 Pairs		2.1646/2.1654 54.981/55.001	2.3228/2.3236 58.999/59.019	0.787 20.00	0.0789 2.004
TW 140AM STD/0.25	W 140	1 Pair		2.4016/2.4114 61.001/61.250	3.2283/3.2382 81.999/82.250	0.000 0.00	0.0984 2.499
MB5259XP STD/STDX/.025/0.25/0.5 Optional to MB5259AM (Race bearings, Tri-metal [pMax Black])	M5259U/PR M5259L/PR	5 Pairs		2.1646/2.1654 54.981/55.001	2.3228/2.3236 58.999/59.019	0.787 20.00	0.0788 2.002
TW 140HP STD/0.25 Optional to TW 140AM (Race bearings, Bi-metal [Alecular])	W 140/PR	1 Pair		2.4016/2.4114 61.001/61.250	3.2283/3.2382 81.999/82.250	0.000 0.00	0.0984 2.499
6	Honda K20A3 2.0Liter DOHC, 16 Valves, Gasoline	01/2002 - 12/2006	1998 cc	86.00 X 86.00	4 cyl		6
MB5259AM STD/0.25/0.5/0.75	M5259U M5259L	5 Pairs		2.1646/2.1654 54.981/55.001	2.3228/2.3236 58.999/59.019	0.787 20.00	0.0789 2.004
TW 140AM STD/0.25	W 140	1 Pair		2.4016/2.4114 61.001/61.250	3.2283/3.2382 81.999/82.250	0.000 0.00	0.0984 2.499
MB5259XP STD/STDX/.025/0.25/0.5 Optional to MB5259AM (Race bearings, Tri-metal [pMax Black])	M5259U/PR M5259L/PR	5 Pairs		2.1646/2.1654 54.981/55.001	2.3228/2.3236 58.999/59.019	0.787 20.00	0.0788 2.002
TW 140HP STD/0.25 Optional to TW 140AM (Race bearings, Bi-metal [Alecular])	W 140/PR	1 Pair		2.4016/2.4114 61.001/61.250	3.2283/3.2382 81.999/82.250	0.000 0.00	0.0984 2.499
7	Honda F22B1 2.2Liter SOHC, 16 Valves, Gasoline	01/1997 - 12/1997	2156 cc	85.00 X 95.00	4 cyl		7
CR4033AM STD/0.25/0.5/0.75/1.0	C4033	4 Pairs		1.8888/1.8898 47.976/48.001	2.0079/2.0088 51.001/51.024	0.767 19.48	0.0589 1.496
MB5168AM STD/0.25/0.5/0.75/1.0/1.25/1.5	M5168	5 Pairs		1.9676/1.9685 49.977/50.000	2.1260/2.1269 54.000/54.023	0.786 19.96	0.0787 1.999
TW 152AM STD/0.25	W 152	1 Pair		2.2641 57.508	3.0713 78.011	0.000 0.00	0.0980 2.489
CR4033XP STD/STDX/.025/0.25 Optional to CR4033AM (Race bearings, Tri-metal [pMax Black])	C4033-PR	4 Pairs		1.8890/1.8898 47.981/48.001	2.0080/2.0088 51.003/51.024	0.762 19.35	0.0589 1.496

Acura				Acura			
King Set No.	Part No.	Qty.	Position	Crankshaft Diameter	Housing Diameter	Length	Wall Thickness
8	Honda F23A1 2.3Liter SOHC, 16 Valves, Gasoline	01/1998 - 12/1999	2260 cc	86.00 X 97.00	4 cyl		8
MB5568AM STD/0.25/0.5/0.75/1.0	M5568	5 Pairs		2.1644/2.1653 54.976/54.999	2.3228/2.3238 58.999/59.025	0.786 19.96	0.0789 2.004
TW 140AM STD/0.25	W 140	1 Pair		2.4016/2.4114 61.001/61.250	3.2283/3.2382 81.999/82.250	0.000 0.00	0.0984 2.499
MB5568XP STD/STDX/.025/0.25 Optional to MB5568AM (Race bearings, Tri-metal [pMax Black]) Full Groove	M5568-PR	5 Pairs		2.1646/2.1654 54.981/55.001	2.3228/2.3236 58.999/59.019	0.787 20.00	0.0787 1.999
TW 140HP STD/0.25 Optional to TW 140AM (Race bearings, Bi-metal [Alecular])	W 140/PR	1 Pair		2.4016/2.4114 61.001/61.250	3.2283/3.2382 81.999/82.250	0.000 0.00	0.0984 2.499
9	Honda G25A1 2.5Liter SOHC, 20 Valves, Gasoline	01/1992 - 12/1994	2451 cc	85.00 X 86.40	5 cyl		9
	Honda G25A4 2.5Liter SOHC, 20 Valves, Gasoline	01/1996 - 12/1998	2451 cc	85.00 X 86.40	5 cyl		
CR 520AM STD/0.25/0.5/0.75	C 439	5 Pairs		1.7707/1.7716 44.976/44.999	1.8898/1.8907 48.001/48.024	0.764 19.40	0.0594 1.509
MB 625AM STD/0.25/0.5/0.75	M 625	6 Pairs		2.1644/2.1654 54.976/55.001	2.3230/2.3238 59.004/59.025	0.785 19.95	0.0794 2.017
TW 140AM STD/0.25	W 140	1 Pair		2.4016/2.4114 61.001/61.250	3.2283/3.2382 81.999/82.250	0.000 0.00	0.0984 2.499
TW 140HP STD/0.25 Optional to TW 140AM (Race bearings, Bi-metal [Alecular])	W 140/PR	1 Pair		2.4016/2.4114 61.001/61.250	3.2283/3.2382 81.999/82.250	0.000 0.00	0.0984 2.499
10	Honda C25A1 2.5Liter SOHC, 24 Valves, Gasoline	01/1986 - 12/1987	2494 cc	84.00 X 75.00	6 cyl		10
CR6738AM STD/0.25/0.5/0.75	C6738	6 Pairs		2.0463/2.0472 51.976/51.999	2.1654/2.1663 55.001/55.024	0.689 17.50	0.0590 1.499
MB4007AM STD/0.25/0.5	M4007U M4007L	4 Pairs	1,2,3,4	2.5187/2.5197 63.975/64.000	2.6772/2.6781 68.001/68.024	0.787 20.00	0.0787 1.999
TW 151AM STD	W 151	1 Pair		2.9630 75.260	3.7010 94.005	0.000 0.00	0.0984 2.499
11	Honda C27A1 2.7Liter SOHC, 24 Valves, Gasoline	01/1987 - 12/1990	2675 cc	87.00 X 75.00	6 cyl		11
CR6738AM STD/0.25/0.5/0.75	C6738	6 Pairs		2.0463/2.0472 51.976/51.999	2.1654/2.1663 55.001/55.024	0.689 17.50	0.0590 1.499
MB4057AM STD/0.25/0.5/0.75	M4057U M4057L	4 Pairs		2.5187/2.5197 63.975/64.000	2.7172/2.7181 69.017/69.040	0.764 19.40	0.0985 2.502
TW 151AM STD	W 151	1 Pair		2.9630 75.260	3.7010 94.005	0.000 0.00	0.0984 2.499
12	Isuzu 6VD1 3.2Liter SOHC, 24 Valves, vin V, Gasoline	01/1996 - 12/1997	3165 cc	93.40 X 77.00	6 cyl		12
	Isuzu 6VE1 3.5Liter DOHC, 24 Valves, vin X, Gasoline	01/1998 - 12/1999	3495 cc	93.40 X 85.00	6 cyl		
CR6685AM STD/0.25/0.5/0.75/1.0	C6685	6 Pairs	1,2,3,4, 5,6	2.1229/2.1235 53.922/53.937	2.2434/2.2441 56.982/57.000	0.673 17.10	0.0597 1.516
MB4010AM STD/0.25/0.5/0.75/1.0	M4010/1	2 Pairs	1,4	2.5165/2.5170 63.919/63.932	2.7157/2.7165 68.979/68.999	0.728 18.50	0.0992 2.520
	M4010A M4010B	2 Pairs	2,3	2.5165/2.5170 63.919/63.932	2.7157/2.7165 68.979/68.999	0.650 16.50	0.0992 2.520









Acura				Acura			
King Set No.	Part No.	Qty.	Position	Crankshaft Diameter	Housing Diameter	Length	Wall Thickness
TW 171AM STD	W 171	1 Pair		2.7953/2.8051 71.001/71.250	3.8405/3.8504 97.549/97.800	0.000 0.00	0.0770 1.956
13	Honda C32A1 3.2Liter SOHC, 24 Valves, Gasoline	01/1991 - 12/1995	3206 cc	90.00 X 84.00	6 cyl		
	Honda C32A6 3.2Liter SOHC, 24 Valves, Gasoline	01/1996 - 12/1998	3206 cc	90.00 X 84.00	6 cyl		
	Honda C35A1 3.5Liter SOHC, 24 Valves, Gasoline	01/1996 - 12/2005	3474 cc	90.00 X 91.00	6 cyl		
CR6759AM STD/0.25/0.5	C6759	6 Pairs		2.1248/2.1257 53.970/53.993	2.2443/2.2448 57.005/57.018	0.685 17.40	0.0591 1.501
MB4062AM STD/0.25/0.5	M4062U M4062L	4 Pairs	1,2,3,4	2.6762/2.6772 67.975/68.001	2.8757/2.8764 73.043/73.061	0.787 20.00	0.0988 2.510
14	Honda J32A1 3.2Liter SOHC, 24 Valves, Gasoline	01/1999 - 12/2003	3206 cc	89.00 X 86.00	6 cyl		
	Honda J32A2 3.2Liter SOHC, 24 Valves, Gasoline	01/2001 - 12/2003	3206 cc	89.00 X 86.00	6 cyl		
	Honda J32A3 3.2Liter SOHC, 24 Valves, Gasoline	01/2004 - 12/2008	3206 cc	89.00 X 86.00	6 cyl		
	Honda J35A5 3.5Liter SOHC, 24 Valves, Gasoline	01/2003 - 12/2006	3471 cc	89.00 X 93.00	6 cyl		
	Honda J35A8 3.5Liter SOHC, 24 Valves, Gasoline	01/2005 - 12/2008	3471 cc	89.00 X 93.00	6 cyl		
	Honda J35Z6 3.5Liter SOHC, 24 Valves, Gasoline	01/2009 - 12/2010	3471 cc	89.00 X 93.00	6 cyl		
CR6837SX STD/0.25/0.5/0.75	C6837	6 Pairs		2.1644/2.1654 54.976/55.001	2.2800 57.912	0.567 14.40	0.0592 1.504
MB4508SI STD/0.25/0.5	M4508U M4508L	4 Pairs		0.0000 0.000	3.0310 76.987	0.705 17.90	0.0987 2.507
TW1015SI STD	W1015	1 Pair		0.0000 0.000	0.0000 0.000	0.000 0.00	0.0000 0.000

Engine Index: Alfa Romeo

Engine-Code	Years	Cyl	CC	Line
AR 31000 1.2Liter 8 Valves, Gasoline	03/1983 - 12/1986	4	1186	1
AR 30500 1.2Liter SOHC/OHC, 8 Valves, Gasoline	03/1983 - 12/1986	4	1186	1
AR 30100 1.4Liter SOHC/OHC, 8 Valves, Gasoline	03/1983 - 12/1986	4	1351	1
AR 30520 1.5Liter SOHC/OHC, 8 Valves, Gasoline	05/1983 - 12/1993	4	1490	1
AR 30750 1.5Liter SOHC/OHC, 8 Valves, Gasoline	01/1990 - 09/1994	4	1490	1
AR 00526 1.6Liter DOHC, 8 Valves, Gasoline	10/1962 - 12/1993	4	1570	2
AR 30550 1.7Liter SOHC/OHC, 8 Valves, Gasoline	09/1976 - 12/1993	4	1712	1
AR 33401 1.8Liter DOHC, 16 Valves, H, Gasoline	07/1994 - 01/2001	4	1712	3
AR 01608 1.8Liter DOHC, 8 Valves, Gasoline	01/1974 - 01/1986	4	1779	2
VM 82 A 1.8Liter OHV, 6 Valves, L, Diesel Turbocharged	05/1983 - 12/1993	3	1779	4
AR 06134 1.8Liter 8 Valves, Gasoline Turbocharged	05/1985 - 12/1992	4	1779	2
AR 37101 1.9Liter SOHC/OHC, 8 Valves, Diesel	07/1999 -	4	1910	5
AR 32302 1.9Liter SOHC/OHC, 8 Valves, L, Diesel Turbocharged	07/1999 -	4	1910	6
192 B1.000 1.9Liter DOHC, 16 Valves, L, Diesel Turbocharged	10/2001 -	4	1910	6
192 A5.000 1.9Liter DOHC, 16 Valves, Diesel Turbocharged	10/2001 -	4	1910	5
AR 01699 2.0Liter DOHC, 8 Valves, Gasoline Turbocharged		4	1962	2
AR 00515 2.0Liter DOHC, 8 Valves, Gasoline	03/1971 - 12/1993	4	1962	2
AR 06166 2.0Liter SOHC/OHC, 8 Valves, Gasoline	05/1985 - 12/1992	4	1962	2
VM 80 A 2.0Liter SOHC/OHC, 8 Valves, Diesel Turbocharged		4	1995	7
VM 4 HT 2.0Liter OHV, 8 Valves, Diesel Turbocharged	10/1977 - 12/1985	4	1995	7

Engine-Code	Years	Cyl	CC	Line
AR 06476 2.0Liter DOHC, 8 Valves, Gasoline Turbocharged	01/1987 - 09/1998	4	1995	8
AR 67203 2.0Liter DOHC, 16 Valves, L, Gasoline Turbocharged	01/1992 - 12/1997	4	1995	9
AR 01932 2.0Liter SOHC/OHC, 12 Valves, Gasoline	04/1979 - 12/1986	6	1996	10
AR 64101 2.0Liter DOHC, 12 Valves, Gasoline Turbocharged	01/1987 - 09/1998	6	1996	10
AR 64102 2.0Liter SOHC/OHC, 12 Valves, Gasoline Turbocharged	01/1987 - 09/1998	6	1996	10
AR 34102 2.0Liter SOHC/OHC, 12 Valves, Gasoline Turbocharged	09/1998 -	6	1996	10
AR 34202 2.4Liter SOHC/OHC, 10 Valves, Diesel	09/1998 -	5	2387	11
841 G.000 2.4Liter DOHC, 20 Valves, Diesel Turbocharged	07/2002 -	5	2387	11
VM 81 A 2.4Liter 8 Valves, Diesel Turbocharged		4	2393	7
8144.61.200 2.5Liter SOHC/OHC, 8 Valves, Diesel		4	2445	12
8144.21.220 2.5Liter SOHC/OHC, 8 Valves, Diesel Turbocharged	07/1982 - 08/1990	4	2445	12
AR 01646 2.5Liter SOHC/OHC, 12 Valves, Gasoline	01/1978 - 12/1992	6	2492	10
AR 01928 2.5Liter SOHC/OHC, 12 Valves, Gasoline	04/1979 - 12/1986	6	2492	10
AR 32402 2.5Liter DOHC, 24 Valves, Gasoline	09/1997 - 09/2005	6	2492	10
AR 06120 3.0Liter SOHC/OHC, 12 Valves, Gasoline	05/1985 - 12/1992	6	2959	10
AR 06430 3.0Liter DOHC, 24 Valves, Gasoline	01/1987 - 09/1998	6	2959	10
AR 66302 3.0Liter DOHC, 24 Valves, Gasoline	01/1987 - 09/1998	6	2959	10
AR 61501 3.0Liter SOHC/OHC, 12 Valves, Gasoline	09/1988 - 12/1994	6	2959	10
AR 16101 3.0Liter DOHC, 12 Valves, Gasoline	09/1994 - 04/2005	6	2959	10

Alfa Romeo				Alfa Romeo			
King Set No.	Part No.	Qty.	Position	Crankshaft Diameter	Housing Diameter	Length	Wall Thickness
1	AR 31000 1.2Liter 8 Valves, Gasoline	03/1983 - 12/1986	1186 cc	80.00 X 59.00	4 cyl		1
	AR 30500 1.2Liter SOHC/OHC, 8 Valves, Gasoline	03/1983 - 12/1986	1186 cc	80.00 X 59.00	4 cyl		
	AR 30100 1.4Liter SOHC/OHC, 8 Valves, Gasoline	03/1983 - 12/1986	1351 cc	80.00 X 67.20	4 cyl		
	AR 30520 1.5Liter SOHC/OHC, 8 Valves, Gasoline	05/1983 - 12/1993	1490 cc	84.00 X 67.20	4 cyl		
	AR 30750 1.5Liter SOHC/OHC, 8 Valves, Gasoline	01/1990 - 09/1994	1490 cc	84.00 X 67.00	4 cyl		
	AR 30550 1.7Liter SOHC/OHC, 8 Valves, Gasoline	09/1976 - 12/1993	1712 cc	87.00 X 72.00	4 cyl		
CR4473AM STD/010/020/030/040	C4473	4 Pairs		1.9680/1.9685 49.987/50.000	2.1140/2.1145 53.696/53.708	0.667 16.95	0.0723 1.836
MB3319AM STD/010/020/030	M3319	3 Pairs		2.3600/2.3605 59.944/59.957	2.5064/2.5068 63.663/63.673	0.919 23.35	0.0724 1.839
TW 191AM STD	W 191	1 Pair		2.5902/2.6000 65.791/66.040	3.2449 82.420	0.000 0.00	0.0930 2.362
2	AR 00526 1.6Liter DOHC, 8 Valves, Gasoline	10/1962 - 12/1993	1570 cc	78.00 X 82.00	4 cyl		2
	AR 06134 1.8Liter 8 Valves, Gasoline Turbocharged	05/1985 - 12/1992	1779 cc	80.00 X 88.50	4 cyl		
	AR 01608 1.8Liter DOHC, 8 Valves, Gasoline	01/1974 - 01/1986	1779 cc	80.00 X 88.50	4 cyl		
	AR 01699 2.0Liter DOHC, 8 Valves, Gasoline Turbocharged		1962 cc	84.00 X 88.50	4 cyl		
	AR 06166 2.0Liter SOHC/OHC, 8 Valves, Gasoline	05/1985 - 12/1992	1962 cc	84.00 X 88.50	4 cyl		
	AR 00515 2.0Liter DOHC, 8 Valves, Gasoline	03/1971 - 12/1993	1962 cc	84.00 X 88.50	4 cyl		
CR4421AM STD/010/020/030	C4421	4 Pairs		1.9680/1.9685 49.987/50.000	2.1139/2.1145 53.693/53.708	0.922 23.42	0.0722 1.834

Alfa Romeo				Alfa Romeo			
 King Set No.	 Part No.	 Qty.	 Position	 Crankshaft Diameter	 Housing Diameter	 Length	 Wall Thickness
MB 511AM STD/010/020/030	M 511/1	3 Pairs	1,3,5,	2.3606/2.3611 59.959/59.972	2.5062/2.5069 63.657/63.675	1.004 25.50	0.0722 1.834
	M 511/2	2 Pairs	2,4	2.3606/2.3611 59.959/59.972	2.5062/2.5069 63.657/63.675	0.722 18.33	0.0722 1.834
TW 238AM STD	W 238U W 238L	2 Pairs		2.5900/2.6000 65.786/66.040	3.2450/3.2550 82.423/82.677	0.000 0.00	0.0930 2.362
CR4595XP STD/0.25 Optional to CR4421AM (Race bearings, Tri-metal [pMax Black])	C4595-PR	4 Pairs		1.9680/1.9685 49.987/50.000	2.1139/2.1145 53.693/53.708	0.921 23.40	0.0722 1.834
3	AR 33401 1.8Liter DOHC, 16 Valves, H, Gasoline	07/1994 - 01/2001	1712 cc	87.00 X 72.20	4 cyl		3
TW 191AM STD	W 191	1 Pair		2.5902/2.6000 65.791/66.040	3.2449 82.420	0.000 0.00	0.0930 2.362
4	VM 82 A 1.8Liter OHV, 6 Valves, L, Diesel Turbocharged	05/1983 - 12/1993	1779 cc	92.00 X 89.20	3 cyl		4
CR1294CA STD/1.125/0.25/0.5/0.75/1.0	C4501U C4501L	1 Pair		2.1236/2.1242 53.939/53.955	2.2663/2.2670 57.564/57.582	0.909 23.10	0.0708 1.798
MB5436SI STD/0.25/0.5/0.75 contains bushings	M1207	3 Pairs	2,3,4	2.4805/2.4811 63.005/63.020	2.6248/2.6255 66.670/66.688	1.098 27.90	0.0717 1.821
	B1219	1 Bush	1	2.4801/2.4807 62.995/63.010	2.6388/2.6398 67.026/67.051	1.106 28.10	0.0815 2.070
	B1220	1 Bush	5	2.9232/2.9331 74.249/74.501	3.4646 88.001	0.870 22.10	0.0984 2.499
5	192 A5.000 1.9Liter DOHC, 16 Valves, Diesel Turbocharged	10/2001 -	1910 cc	82.00 X 90.40	4 cyl		5
	AR 37101 1.9Liter SOHC/OHC, 8 Valves, Diesel	07/1999 -	1910 cc	82.00 X 90.40	4 cyl		
CR4531SX STD/010/020/030	C4171	4 Pairs	1,2,3,4	1.9995/2.0002 50.787/50.805	2.1221/2.1226 53.901/53.914	0.768 19.50	0.0606 1.539
MB5644CA STD/010/020/030	M 607 M5644	5 Pairs		2.3615/2.3622 59.982/60.000	2.5081/2.5086 63.706/63.718	0.817 20.75	0.0726 1.844
TW1005AM STD	W1005	1 Pair		2.6687/2.6787 67.785/68.039	3.2451/3.2550 82.426/82.677	0.000 0.00	0.0978 2.484
6	192 B1.000 1.9Liter DOHC, 16 Valves, L, Diesel Turbocharged	10/2001 -	1910 cc	82.00 X 90.40	4 cyl		6
	AR 32302 1.9Liter SOHC/OHC, 8 Valves, L, Diesel Turbocharged	07/1999 -	1910 cc	82.00 X 90.40	4 cyl		
CR4531SX STD/010/020/030	C4171	4 Pairs	1,2,3,4	1.9995/2.0002 50.787/50.805	2.1221/2.1226 53.901/53.914	0.768 19.50	0.0606 1.539
MB5412SI STD/010/020/030	M 607	5 Pairs		2.3615/2.3622 59.982/60.000	2.5081/2.5086 63.706/63.718	0.817 20.75	0.0726 1.844
TW1005AM STD	W1005	1 Pair		2.6687/2.6787 67.785/68.039	3.2451/3.2550 82.426/82.677	0.000 0.00	0.0978 2.484
7	VM 4 HT 2.0Liter OHV, 8 Valves, Diesel Turbocharged	10/1977 - 12/1985	1995 cc	88.00 X 82.00	4 cyl		7
	VM 80 A 2.0Liter SOHC/OHC, 8 Valves, Diesel Turbocharged		1995 cc	88.00 X 82.00	4 cyl		
	VM 81 A 2.4Liter 8 Valves, Diesel Turbocharged		2393 cc	92.00 X 90.00	4 cyl		
CR4501CA STD/0.25/0.5/0.75/1.0	C4501U C4501L	4 Pairs		2.1236/2.1242 53.939/53.955	2.2663/2.2670 57.564/57.582	0.909 23.10	0.0708 1.798

Alfa Romeo

Alfa Romeo

King Set No.	Part No.	Qty.	Position	Crankshaft Diameter	Housing Diameter	Length	Wall Thickness
MB5436SI STD/0.25/0.5/0.75 contains bushings	M1207	3 Pairs	2,3,4	2.4805/2.4811 63.005/63.020	2.6248/2.6255 66.670/66.688	1.098 27.90	0.0717 1.821
	B1219	1 Bush	1	2.4801/2.4807 62.995/63.010	2.6388/2.6398 67.026/67.051	1.106 28.10	0.0815 2.070
	B1220	1 Bush	5	2.9232/2.9331 74.249/74.501	3.4646 88.001	0.870 22.10	0.0984 2.499
8	AR 06476 2.0Liter DOHC, 8 Valves, Gasoline Turbocharged	01/1987 - 09/1998	1995 cc	84.00 X 90.00	4 cyl		8
CR4170AM STD/010/020/030/040	C4170	4 Pairs		1.9998/2.0003 50.795/50.808	2.1220/2.1226 53.899/53.914	0.768 19.50	0.0605 1.537
MB5037AM STD/010/020/030/040	M5037/1	4 Pairs	1,2,4,5	2.0862/2.0870 52.989/53.010	2.2330/2.2335 56.718/56.731	0.817 20.75	0.0726 1.844
	M5037/3	1 Pair	3	2.0862/2.0870 52.989/53.010	2.2330/2.2335 56.718/56.731	0.955 24.25	0.0726 1.844
TW 113AM STD/0.10/0.25/0.5	W 113	1 Pair		2.3228/2.3327 58.999/59.251	2.8976/2.9075 73.599/73.851	0.000 0.00	0.0930 2.362
9	AR 67203 2.0Liter DOHC, 16 Valves, L, Gasoline Turbocharged	01/1992 - 12/1997	1995 cc	84.00 X 90.00	4 cyl		9
CR4171AM STD/010/020/030/040	C4171	4 Pairs		1.9998/2.0003 50.795/50.808	2.1220/2.1226 53.899/53.914	0.768 19.50	0.0605 1.537
MB5037AM STD/010/020/030/040	M5037/1	4 Pairs	1,2,4,5	2.0862/2.0870 52.989/53.010	2.2330/2.2335 56.718/56.731	0.817 20.75	0.0726 1.844
	M5037/3	1 Pair	3	2.0862/2.0870 52.989/53.010	2.2330/2.2335 56.718/56.731	0.955 24.25	0.0726 1.844
TW 113AM STD/0.10/0.25/0.5	W 113	1 Pair		2.3228/2.3327 58.999/59.251	2.8976/2.9075 73.599/73.851	0.000 0.00	0.0930 2.362
10	AR 64102 2.0Liter SOHC/OHC, 12 Valves, Gasoline Turbocharged	01/1987 - 09/1998	1996 cc	80.00 X 66.20	6 cyl		10
	AR 01932 2.0Liter SOHC/OHC, 12 Valves, Gasoline	04/1979 - 12/1986	1996 cc	80.00 X 66.20	6 cyl		
	AR 34102 2.0Liter SOHC/OHC, 12 Valves, Gasoline Turbocharged	09/1998 -	1996 cc	80.00 X 66.20	6 cyl		
	AR 64101 2.0Liter DOHC, 12 Valves, Gasoline Turbocharged	01/1987 - 09/1998	1996 cc	80.00 X 66.20	6 cyl		
	AR 32402 2.5Liter DOHC, 24 Valves, Gasoline	09/1997 - 09/2005	2492 cc	88.00 X 68.30	6 cyl		
	AR 01646 2.5Liter SOHC/OHC, 12 Valves, Gasoline	01/1978 - 12/1992	2492 cc	88.00 X 68.30	6 cyl		
	AR 01928 2.5Liter SOHC/OHC, 12 Valves, Gasoline	04/1979 - 12/1986	2492 cc	88.00 X 68.30	6 cyl		
	AR 06430 3.0Liter DOHC, 24 Valves, Gasoline	01/1987 - 09/1998	2959 cc	93.00 X 72.60	6 cyl		
	AR 66302 3.0Liter DOHC, 24 Valves, Gasoline	01/1987 - 09/1998	2959 cc	93.00 X 72.60	6 cyl		
	AR 06120 3.0Liter SOHC/OHC, 12 Valves, Gasoline	05/1985 - 12/1992	2959 cc	93.00 X 72.60	6 cyl		
	AR 16101 3.0Liter DOHC, 12 Valves, Gasoline	09/1994 - 04/2005	2959 cc	93.00 X 72.60	6 cyl		
	AR 61501 3.0Liter SOHC/OHC, 12 Valves, Gasoline	09/1988 - 12/1994	2959 cc	93.00 X 72.60	6 cyl		
CR6809CP STD/010/020/030	C6809	6 Pairs		2.0465/2.0472 51.981/51.999	2.1855/2.1860 55.512/55.524	0.752 19.10	0.0688 1.748



















Alfa Romeo				Alfa Romeo			
King Set No.	Part No.	Qty.	Position	Crankshaft Diameter	Housing Diameter	Length	Wall Thickness
MB4101SI STD/010/020/040	M4101	4 Pairs	1,2,3,4	2.3603/2.3611 59.952/59.972	2.5062/2.5069 63.657/63.675	0.882 22.40	0.0724 1.839
11	841 G.000 2.4Liter DOHC, 20 Valves, Diesel Turbocharged	07/2002 -	2387 cc	82.00 X 90.40	5 cyl		11
	AR 34202 2.4Liter SOHC/OHC, 10 Valves, Diesel	09/1998 -	2387 cc	82.00 X 90.40	5 cyl		
CR 526SX STD/010/020/030/040	C4171	5 Pairs	1,2,3,4, 5	1.9995/2.0002 50.787/50.805	2.1221/2.1226 53.901/53.914	0.768 19.50	0.0606 1.539
MB 634CA STD/010/020	M 607 M5644	6 Pairs		2.3615/2.3622 59.982/60.000	2.5081/2.5086 63.706/63.718	0.817 20.75	0.0726 1.844
TW1005AM STD	W1005	1 Pair		2.6687/2.6787 67.785/68.039	3.2451/3.2550 82.426/82.677	0.000 0.00	0.0978 2.484
12	8144.61.200 2.5Liter SOHC/OHC, 8 Valves, Diesel		2445 cc	93.00 X 90.00	4 cyl		12
	8144.21.220 2.5Liter SOHC/OHC, 8 Valves, Diesel Turbocharged	07/1982 - 08/1990	2445 cc	93.00 X 90.00	4 cyl		
CR4073CP STD/010/020/030/040/050 -1982 with oil hole in upper half	C4073U C4160L	4 Pairs		2.2252/2.2258 56.520/56.535	2.3753/2.3758 60.333/60.345	0.971 24.67	0.0742 1.885
CR4083CP STD/010/020/030/040 1982- without oil hole	C4083U C4161L	4 Pairs		2.2252/2.2258 56.520/56.535	2.3753/2.3758 60.333/60.345	0.971 24.67	0.0742 1.885
MB5122CP crank flange length mm STD 31.95/31.90 010 32.05/32.00 020 32.20/32.15 030 32.20/32.15	M5122U M5122L	4 Pairs	1,2,3,4	2.9995/3.0000 76.187/76.200	3.1727/3.1735 80.587/80.607	0.984 25.00	0.0855 2.172
	F5122U F5122L	1 Pair	5	2.9995/3.0000 76.187/76.200	3.1727/3.1735 80.587/80.607	1.262 32.05	0.0855 2.172

Engine Index: American Motors

Engine-Code	Years	Cyl	CC	Line
85CI C3J 1.4Liter OHV, 8 Valves, vin D,E, Gasoline	01/1983 - 12/1987	4	1397	1
105CI F3P 1.7Liter OHV, 8 Valves, Gasoline	01/1985 - 12/1987	4	1721	2
120CI F3R 2.0Liter OHV, 8 Valves, Gasoline	01/1987 - 12/1987	4	1965	2
121CI 2.0Liter SOHC, 8 Valves, vin G,K, Gasoline	01/1977 - 12/1979	4	1982	3
150CI 2.5Liter OHV, 8 Valves, vin U, Gasoline	01/1983 - 12/1988	4	2458	4
151CI 2.5Liter OHV, 8 Valves, vin B, Gasoline	01/1980 - 12/1983	4	2474	5
199CI 3.3Liter OHV, 12 Valves, vin A,B,E,J,P, Gasoline	01/1967 - 12/1970	6	3261	6
232CI 3.8Liter OHV, 12 Valves, vin B,C,E,F,G,L,M,P,Q,S,T,V,W, Gasoline	01/1967 - 12/1979	6	3802	6
258CI 4.2Liter OHV, 12 Valves, vin A,B,C, Gasoline	01/1971 - 12/1988	6	4227	6
290CI 4.7Liter OHV, 16 Valves, vin C,D,H,M,N,U, Gasoline	01/1966 - 12/1969	8	4753	7
304CI 5.0Liter OHV, 16 Valves, vin H,I,M, Gasoline	01/1970 - 12/1979	8	4982	7
343CI 5.6Liter OHV, 16 Valves, vin J,K,Q,R,S,T,U,W,X,Z, Gasoline	01/1967 - 12/1969	8	5620	7
360CI 5.9Liter OHV, 16 Valves, vin H,N,P, Gasoline	01/1970 - 12/1978	8	5889	7
390CI 6.4Liter OHV, 16 Valves, vin W,X,Y, Gasoline	01/1968 - 12/1970	8	6391	8
401CI 6.6Liter OHV, 16 Valves, vin Z, Gasoline	01/1971 - 12/1976	8	6571	8

American Motors				American Motors			
King Set No.	Part No.	Qty.	Position	Crankshaft Diameter	Housing Diameter	Length	Wall Thickness
1	85CI C3J 1.4Liter OHV, 8 Valves, vin D,E, Gasoline	01/1983 - 12/1987	1397 cc	76.00 X 77.00	4 cyl		1
CR4426AM STD/0.25/0.5/0.75/1.0/1.25/1.5	C4426	4 Pairs		1.7309/1.7315 43.965/43.980	1.8746/1.8750 47.615/47.625	0.697 17.70	0.0712 1.808
MB 588AM STD/0.25/0.5/0.75/1.0/1.25/1.5 for 54.8mm journal	M 588U M 588L	5 Pairs		2.1568/2.1572 54.783/54.793	2.3122/2.3129 58.730/58.748	0.767 19.47	0.0767 1.948
2	105CI F3P 1.7Liter OHV, 8 Valves, Gasoline	01/1985 - 12/1987	1721 cc	81.00 X 84.00	4 cyl		2
	120CI F3R 2.0Liter OHV, 8 Valves, Gasoline	01/1987 - 12/1987	1965 cc	81.00 X 93.00	4 cyl		
CR4019AM STD/0.25/0.5/0.75/1.0/1.5	C4019	4 Pairs		1.8898/1.8905 48.001/48.019	2.0310/2.0315 51.587/51.600	0.806 20.47	0.0699 1.775
MB5180AM STD/0.25/0.5/0.75/1.0	M5180U M5555L	5 Pairs		2.1569/2.1573 54.785/54.795	2.3122/2.3128 58.730/58.745	0.727 18.47	0.0766 1.946
TW 162AM STD/0.10/0.15/0.20/0.25/0.30	W 162	1 Pair		2.3819/2.3917 60.500/60.749	3.1398/3.1496 79.751/80.000	0.000 0.00	0.0925 2.350
CR4019XP STD/0.25/0.5 Optional to CR4019AM (Race bearings, Tri-metal [pMax Black])	C4019-PR	4 Pairs		1.8898/1.8905 48.001/48.019	2.0310/2.0315 51.587/51.600	0.806 20.47	0.0699 1.775
MB5180XP STD/STD/0.25/0.5 Optional to MB5180AM (Race bearings, Tri-metal [pMax Black])	M5180U-PR M5180L-PR	5 Pairs		2.1569/2.1573 54.785/54.795	2.3122/2.3128 58.730/58.745	0.728 18.50	0.0766 1.946
3	121CI 2.0Liter SOHC, 8 Valves, vin G,K, Gasoline	01/1977 - 12/1979	1982 cc	86.50 X 84.40	4 cyl		3
CR4155AM STD/0.25/0.5	C4155	4 Pairs		1.8878/1.8886 47.950/47.970	2.0315/2.0322 51.600/51.618	0.826 20.98	0.0711 1.806
MB5248AM crank flange length mm STD 27.90/27.85 0.25 27.90/27.85 0.5 27.90/27.85	M5248U M5248L	4 Pairs	1,2,4,5	2.5177/2.5185 63.950/63.970	2.6772/2.6779 68.001/68.019	0.827 21.00	0.0789 2.004
	F5248	1 Pair	3	2.5177/2.5185 63.950/63.970	2.6772/2.6779 68.001/68.019	1.102 28.00	0.0789 2.004
4	150CI 2.5Liter OHV, 8 Valves, vin U, Gasoline	01/1983 - 12/1988	2458 cc	98.43 X 81.03	4 cyl		4
CR4023SI STD/001/010/020/030/040/060	C 648	4 Pairs		2.0948/2.0955 53.208/53.226	2.2080/2.2085 56.083/56.096	0.836 21.23	0.0560 1.422
CS 422BB 010	S 422/1	1	1	2.0295/2.0305 51.549/51.575	2.1555/2.1565 54.750/54.775	0.690 17.53	0.0620 1.575
	S 422/2	1	2	2.0195/2.0205 51.295/51.321	2.1455/2.1465 54.496/54.521	0.690 17.53	0.0620 1.575
	S 422/3	1	3	2.0095/2.0105 51.041/51.067	2.1355/2.1365 54.242/54.267	0.690 17.53	0.0620 1.575
	S 422/4	1	4	1.9995/2.0005 50.787/50.813	2.1255/2.1265 53.988/54.013	0.690 17.53	0.0620 1.575
MB5560SI crank flange length mm STD 32.26/32.21 010 32.29/32.24 020 32.29/32.24 030 32.29/32.24 040 32.29/32.24	M 763U M 763L	4 Pairs	1,3,4,5	2.4988/2.4995 63.470/63.487	2.6910/2.6920 68.351/68.377	0.985 25.02	0.0952 2.418
	F 763U F 763L	1 Pair	2	2.4988/2.4995 63.470/63.487	2.6910/2.6920 68.351/68.377	1.274 32.36	0.0952 2.418
CR4352SI STD/010/020/030/040 Optional to CR4023SI (housing bore +.002")	C6805	4 Pairs		2.0948/2.0955 53.208/53.226	2.2100/2.2105 56.134/56.147	0.836 21.23	0.0570 1.448

American Motors				American Motors			
							
King Set No.	Part No.	Qty.	Position	Crankshaft Diameter	Housing Diameter	Length	Wall Thickness
5	151CI 2.5Liter OHV, 8 Valves, vin B, Gasoline	01/1980 - 12/1983	2474 cc	101.60 X 76.20	4 cyl		5
CR4494SI STD/010/020/030/040	C 811	4 Pairs		1.9995/2.0005 50.787/50.813	2.1247/2.1252 53.967/53.980	0.740 18.80	0.0619 1.572
CS 325BB 010	S 325	3	1-2-3	1.8682/1.8692 47.452/47.478	1.9990/2.0010 50.775/50.825	0.865 21.97	0.0644 1.636
MB5532SI crank flange length mm STD 25.63/25.58 010 25.66/25.61 020 25.66/25.61 030 25.66/25.61 040 25.66/25.61	M5532U M 752L	4 Pairs	1,2,3,4	2.2983/2.2993 58.377/58.402	2.4906/2.4916 63.261/63.287	0.806 20.48	0.0955 2.426
	F5532U F 752L	1 Pair	5	2.2983/2.2993 58.377/58.402	2.4900/2.4916 63.246/63.287	1.013 25.73	0.0955 2.426
CR4519SI STD/010/020/030/040/050 Optional to CR4494SI (housing bore +.002")	C4519	4 Pairs		1.9995/2.0005 50.787/50.813	2.1267/2.1272 54.018/54.031	0.740 18.80	0.0629 1.598
MB5313SI Optional to MB5532SI (flange O/S .020") crank flange length mm STD 25.63/25.58 010 26.13/26.08 020 26.13/26.08 030 26.13/26.08 040 26.13/26.08 050 26.13/26.08	M5532U M 752L	4 Pairs	1,2,3,4	2.2983/2.2993 58.377/58.402	2.4906/2.4916 63.261/63.287	0.806 20.48	0.0955 2.426
	F5313U F5313L	1 Pair	5	2.2983/2.2993 58.377/58.402	2.4900/2.4916 63.246/63.287	1.013 25.73	0.0955 2.426
6	199CI 3.3Liter OHV, 12 Valves, vin A,B,E,J,P, Gasoline	01/1967 - 12/1970	3261 cc	95.25 X 76.20	6 cyl		6
	232CI 3.8Liter OHV, 12 Valves, vin B,C,E,F,G,L,M,P,Q,S,T,V,W, Gasoline	01/1967 - 12/1979	3802 cc	95.25 X 88.90	6 cyl		
	258CI 4.2Liter OHV, 12 Valves, vin A,B,C, Gasoline	01/1971 - 12/1988	4227 cc	95.25 X 99.21	6 cyl		
CR 648SI STD/001/010/020/030/040/060	C 648	6 Pairs		2.0948/2.0955 53.208/53.226	2.2080/2.2085 56.083/56.096	0.836 21.23	0.0560 1.422
CS 422BB 010	S 422/1	1	1	2.0295/2.0305 51.549/51.575	2.1555/2.1565 54.750/54.775	0.690 17.53	0.0620 1.575
	S 422/2	1	2	2.0195/2.0205 51.295/51.321	2.1455/2.1465 54.496/54.521	0.690 17.53	0.0620 1.575
	S 422/3	1	3	2.0095/2.0105 51.041/51.067	2.1355/2.1365 54.242/54.267	0.690 17.53	0.0620 1.575
	S 422/4	1	4	1.9995/2.0005 50.787/50.813	2.1255/2.1265 53.988/54.013	0.690 17.53	0.0620 1.575
MB 763SI crank flange length mm STD 32.26/32.21 010 32.29/32.24 020 32.29/32.24 030 32.29/32.24 040 32.29/32.24 050 32.29/32.24 060 32.51/32.46	M 763U M 763L	6 Pairs	1,2,4,5, 6,7	2.4988/2.4995 63.470/63.487	2.6910/2.6920 68.351/68.377	0.985 25.02	0.0952 2.418
	F 763U F 763L	1 Pair	3	2.4988/2.4995 63.470/63.487	2.6910/2.6920 68.351/68.377	1.274 32.36	0.0952 2.418
CR6805SI STD/010/020/030/040 Optional to CR 648SI (housing bore +.002")	C6805	6 Pairs		2.0948/2.0955 53.208/53.226	2.2100/2.2105 56.134/56.147	0.836 21.23	0.0570 1.448
7	290CI 4.7Liter OHV, 16 Valves, vin C,D,H,M,N,U, Gasoline	01/1966 - 12/1969	4753 cc	95.25 X 83.34	8 cyl		7
	304CI 5.0Liter OHV, 16 Valves, vin H,I,L,M, Gasoline	01/1970 - 12/1979	4982 cc	95.25 X 87.33	8 cyl		
	343CI 5.6Liter OHV, 16 Valves, vin J,K,Q,R,S,T,U,W,X,Z, Gasoline	01/1967 - 12/1969	5620 cc	103.63 X 83.34	8 cyl		









American Motors				American Motors			
							
King Set No.	Part No.	Qty.	Position	Crankshaft Diameter	Housing Diameter	Length	Wall Thickness
360CI 5.9Liter OHV, 16 Valves, vin H,N,P, Gasoline	01/1970 - 12/1978	5889 cc	103.63 X 87.33	8 cyl			
CR 818SI STD/001/010/020/030	C 648	8 Pairs		2.0948/2.0955 53.208/53.226	2.2080/2.2085 56.083/56.096	0.836 21.23	0.0560 1.422
CS 526BB							
MB5518AM <i>crank flange length mm</i> STD 32.26/32.21 010 32.29/32.24 020 32.29/32.24 030 32.29/32.24 040 32.29/32.24	M5518U M5518L	4 Pairs	1,2,4,5	2.7472/2.7479 69.779/69.797	2.9410/2.9420 74.701/74.727	0.927 23.55	0.0958 2.433
	F5518U F5518L	1 Pair	3	2.7482/2.7489 69.804/69.822	2.9410/2.9420 74.701/74.727	1.274 32.36	0.0958 2.433
CR8016SI STD/010/020/030 Optional to CR 818SI (housing bore +.002")	C6805	8 Pairs		2.0948/2.0955 53.208/53.226	2.2100/2.2105 56.134/56.147	0.836 21.23	0.0570 1.448
8	390CI 6.4Liter OHV, 16 Valves, vin W,X,Y, Gasoline	01/1968 - 12/1970	6391 cc	105.79 X 90.78	8 cyl		8
	401CI 6.6Liter OHV, 16 Valves, vin Z, Gasoline	01/1971 - 12/1976	6571 cc	105.79 X 93.47	8 cyl		
CS 526BB							
MB5518AM <i>crank flange length mm</i> STD 32.26/32.21 010 32.29/32.24 020 32.29/32.24 030 32.29/32.24 040 32.29/32.24	M5518U M5518L	4 Pairs	1,2,4,5	2.7472/2.7479 69.779/69.797	2.9410/2.9420 74.701/74.727	0.927 23.55	0.0958 2.433
	F5518U F5518L	1 Pair	3	2.7482/2.7489 69.804/69.822	2.9410/2.9420 74.701/74.727	1.274 32.36	0.0958 2.433









Engine Index: Audi









Engine-Code	Years	Cyl	CC	Line
HB (Alloytec 175) 1.1Liter SOHC/OHC, 8 Valves, Gasoline	03/1975 - 09/1994	4	1093	1
HC 1.1Liter SOHC/OHC, 8 Valves, Gasoline	04/1974 - 12/1985	4	1272	1
ZF 1.3Liter SOHC/OHC, 8 Valves, Gasoline	05/1973 - 10/1981	4	1281	2
ZA 1.3Liter SOHC/OHC, 8 Valves, Gasoline	05/1973 - 10/1981	4	1297	3
EP 1.3Liter 8 Valves, Gasoline	08/1980 - 06/1989	4	1297	4
BBY 1.4Liter DOHC, 16 Valves, Gasoline	09/1998 - 07/2005	4	1390	5
CAXA 1.4Liter DOHC, 16 Valves, Gasoline Turbocharged	10/2003 - 10/2010	4	1390	6
ZD 1.5Liter SOHC, 8 Valves, Gasoline		4	1471	3
ZB 1.5Liter 2 Valves, Gasoline	05/1973 - 07/1974	4	1471	7
XW 1.5Liter 2 Valves, Gasoline	10/1973 - 08/1974	4	1471	7
ZC 1.5Liter 2 Valves, Gasoline	05/1973 - 12/1975	4	1471	7
YJ 1.5Liter SOHC/OHC, 8 Valves, Gasoline	05/1973 - 10/1981	4	1471	2
YM 1.6Liter SOHC/OHC, 8 Valves, Gasoline	11/1968 - 07/1976	4	1588	3
XX 1.6Liter 2 Valves, Gasoline	09/1973 - 08/1975	4	1588	7
YK 1.6Liter 2 Valves, Gasoline	09/1973 - 08/1979	4	1588	7
YS 1.6Liter SOHC/OHC, 8 Valves, Gasoline	05/1973 - 10/1981	4	1588	2
YN 1.6Liter SOHC/OHC, 8 Valves, Gasoline	05/1973 - 06/1989	4	1588	2
CR 1.6Liter SOHC/OHC, 8 Valves, L, Diesel	05/1973 - 06/1989	4	1588	9
JK 1.6Liter SOHC/OHC, 8 Valves, L, Diesel	04/1974 - 07/1992	4	1588	9
CY 1.6Liter SOHC/OHC, 8 Valves, L, Diesel Turbocharged	04/1974 - 06/1997	4	1588	9
YP 1.6Liter 2 Valves, Gasoline	09/1975 - 12/1982	4	1588	7
YV 1.6Liter 2 Valves, Gasoline	09/1975 - 12/1983	4	1588	7
YT 1.6Liter 2 Valves, Gasoline	08/1978 - 01/1979	4	1588	7
YZ 1.6Liter 2 Valves, Gasoline	08/1978 - 07/1982	4	1588	7
RA 1.6Liter SOHC/OHC, 8 Valves, Diesel Turbocharged	08/1980 - 06/1997	4	1588	8
WV 1.6Liter 2 Valves, Gasoline	08/1981 - 07/1983	4	1588	7









Engine-Code	Years	Cyl	CC	Line
PP 1.6Liter SOHC/OHC, 8 Valves, Gasoline	08/1980 - 06/1989	4	1595	12
DT 1.6Liter SOHC/OHC, 8 Valves, Gasoline	08/1980 - 10/1991	4	1595	10
JU 1.6Liter 2 Valves, Gasoline	08/1983 - 07/1986	4	1595	16
RN 1.6Liter SOHC/OHC, 8 Valves, Gasoline	06/1986 - 10/1991	4	1595	12
ABB 1.6Liter SOHC/OHC, 8 Valves, Gasoline	06/1986 - 10/1991	4	1595	12
AEH 1.6Liter SOHC/OHC, 8 Valves, Gasoline	10/1988 - 04/2000	4	1595	14
ABM 1.6Liter SOHC/OHC, 8 Valves, Gasoline	09/1991 - 12/1994	4	1595	12
ADA 1.6Liter SOHC/OHC, 8 Valves, Gasoline	09/1991 - 01/1996	4	1595	12
AKL 1.6Liter SOHC/OHC, 8 Valves, Gasoline	11/1995 - 06/2006	4	1595	14
ADP 1.6Liter SOHC/OHC, 8 Valves, Gasoline	08/1996 - 11/2000	4	1595	12
AHL 1.6Liter SOHC/OHC, 8 Valves, Gasoline	08/1996 - 11/2000	4	1595	11
ARM 1.6Liter SOHC/OHC, 8 Valves, Gasoline	08/1996 - 11/2000	4	1595	11
ANA 1.6Liter SOHC/OHC, 8 Valves, Gasoline	08/1996 - 11/2000	4	1595	15
BFQ 1.6Liter SOHC/OHC, 8 Valves, Gasoline	08/1997 - 06/2006	4	1595	15
APF 1.6Liter 2 Valves, Gasoline	05/1999 -	4	1595	13
ALZ 1.6Liter SOHC/OHC, 8 Valves, Gasoline	11/2000 - 08/2005	4	1595	15
BGU 1.6Liter SOHC/OHC, 8 Valves, Gasoline	02/2003 -	4	1595	15
BSE 1.6Liter SOHC/OHC, 8 Valves, Gasoline	02/2003 - 10/2010	4	1595	15
CMXA 1.6Liter SOHC/OHC, 8 Valves, Gasoline	01/2005 -	4	1595	15
AVU 1.6Liter SOHC/OHC, 8 Valves, Gasoline	08/1997 - 06/2006	4	1598	15
BLF 1.6Liter DOHC, 16 Valves, Gasoline	02/2003 - 10/2010	4	1598	6
WT 1.7Liter 2 Valves, Gasoline	08/1981 - 07/1983	4	1716	7
ZV 1.7Liter 2 Valves, Gasoline	01/1982 - 12/1983	4	1716	7
JF 1.7Liter 2 Valves, Gasoline	01/1982 - 07/1984	4	1716	7
MG 1.8Liter SOHC/OHC, 8 Valves, Gasoline		4	1780	17
AFY 1.8Liter DOHC, 20 Valves, Gasoline		4	1781	19
SF 1.8Liter SOHC/OHC, 8 Valves, Gasoline	08/1978 - 10/1991	4	1781	12
DD 1.8Liter SOHC/OHC, 8 Valves, Gasoline	07/1980 - 10/1988	4	1781	18
DZ 1.8Liter SOHC/OHC, 8 Valves, Gasoline	08/1980 - 06/1989	4	1781	10
JN 1.8Liter, SOHC/OHC, 8 Valves, Gasoline	08/1980 - 06/1989	4	1781	10
JW 1.8Liter SOHC/OHC, 8 Valves, Gasoline	08/1980 - 06/1995	4	1781	10
NP 1.8Liter SOHC/OHC, 8 Valves, Gasoline	08/1982 - 11/1990	4	1781	12
PH 1.8Liter SOHC/OHC, 8 Valves, Gasoline	08/1982 - 11/1990	4	1781	12
4B 1.8Liter SOHC/OHC, 8 Valves, Gasoline	08/1982 - 10/1991	4	1781	12
DS 1.8Liter 2 Valves, Gasoline	01/1983 - 07/1988	4	1781	24
JV 1.8Liter 2 Valves, Gasoline	08/1983 - 07/1998	4	1781	24
AJL 1.8Liter DOHC, 20 Valves, Gasoline Turbocharged	11/1994 - 01/2005	4	1781	19
ARK 1.8Liter DOHC, 20 Valves, Gasoline Turbocharged	11/1994 - 01/2005	4	1781	23
AMB 1.8Liter DOHC, 20 Valves, Gasoline Turbocharged	11/1994 - 03/2009	4	1781	25
ARG 1.8Liter DOHC, 20 Valves, Gasoline Turbocharged	05/1995 - 06/2006	4	1781	26
ANB 1.8Liter DOHC, 20 Valves, Gasoline Turbocharged	08/1996 - 11/2000	4	1781	13
AEB 1.8Liter DOHC, 20 Valves, Gasoline Turbocharged	08/1996 - 11/2000	4	1781	20
ANB 1.8Liter DOHC, 20 Valves, Gasoline Turbocharged	08/1996 - 06/2006	4	1781	22
APU 1.8Liter DOHC, 20 Valves, Gasoline Turbocharged	08/1996 - 06/2006	4	1781	21
APT 1.8Liter DOHC, 20 Valves, Gasoline	08/1996 - 06/2006	4	1781	13
AGU 1.8Liter DOHC, 20 Valves, Gasoline Turbocharged	09/1996 - 06/2006	4	1781	21
AUM 1.8Liter DOHC, 20 Valves, Gasoline Turbocharged	08/1997 - 06/2006	4	1781	25
AGN 1.8Liter DOHC, 20 Valves, Gasoline	08/1997 - 06/2006	4	1781	13
APX 1.8Liter DOHC, 20 Valves, Gasoline Turbocharged	10/1998 - 06/2006	4	1781	22
APG 1.8Liter DOHC, 20 Valves, Gasoline	04/1999 - 06/2006	4	1781	14
ARY 1.8Liter DOHC, 20 Valves, L, Gasoline Turbocharged	04/1999 - 06/2006	4	1781	25
BAM 1.8Liter 5 Valves, Gasoline	05/2003 - 06/2006	4	1781	13
SD 1.9Liter SOHC/OHC, 8 Valves, Gasoline	06/1986 - 10/1991	4	1847	12
1Y 1.9Liter SOHC/OHC, 8 Valves, Diesel	02/1988 - 01/2004	4	1896	8
AHU 1.9Liter SOHC/OHC, 8 Valves, Diesel Turbocharged	02/1988 - 03/2010	4	1896	27
AAZ 1.9Liter 2 Valves, Diesel	03/1991 - 05/2002	4	1896	27
1Z 1.9Liter 2 Valves, Diesel	07/1993 - 03/1997	4	1896	27
AFF 1.9Liter 2 Valves, Diesel	03/1996 -	4	1896	27
AHH 1.9Liter SOHC/OHC, 8 Valves, Diesel Turbocharged	08/1996 - 11/2000	4	1896	27
AGR 1.9Liter SOHC/OHC, 8 Valves, Diesel Turbocharged	05/2001 - 07/2009	4	1896	27
ALH 1.9Liter 2 Valves, Diesel	97/2010 -	4	1896	27
BRC 2.0Liter SOHC/OHC, 8 Valves, Diesel Turbocharged	04/1985 - 09/1994	4	1968	28
BRE 2.0Liter DOHC, 16 Valves, Diesel Turbocharged	04/1985 - 12/1994	4	1968	28
BMM 2.0Liter SOHC/OHC, 8 Valves, Diesel Turbocharged	04/2002 - 10/2010	4	1968	28
BKD 2.0Liter DOHC, 16 Valves, Diesel Turbo Intercooler	02/2003 -	4	1968	29
CAGB 2.0Liter DOHC, 16 Valves, Diesel Turbocharged	05/2004 -	4	1968	28









Engine-Code	Years	Cyl	CC	Line
WA 2.0Liter SOHC/OHC, 8 Valves, Gasoline	06/1976 - 02/1983	4	1984	31
3A 2.0Liter SOHC/OHC, 8 Valves, Gasoline	08/1982 - 01/1988	4	1984	12
AAD 2.0Liter SOHC/OHC, 8 Valves, Gasoline	06/1986 - 12/1996	4	1984	12
6A 2.0Liter DOHC, 16 Valves, Gasoline	06/1986 - 08/2000	4	1984	12
ADW 2.0Liter SOHC/OHC, 8 Valves, Gasoline	08/1988 - 06/1995	4	1984	12
ABK 2.0Liter SOHC/OHC, 8 Valves, Gasoline	10/1988 - 08/2000	4	1984	12
AAE 2.0Liter SOHC/OHC, 8 Valves, Gasoline	12/1990 - 12/1997	4	1984	12
ALT 2.0Liter DOHC, 20 Valves, Gasoline	11/2000 - 08/2005	4	1984	25
AWA 2.0Liter DOHC, 16 Valves, Gasoline	11/2000 - 06/2008	4	1984	25
BLR 2.0Liter DOHC, 16 Valves, Gasoline	02/2003 - 10/2010	4	1984	25
BYK 2.0Liter DOHC, 16 Valves, Gasoline Turbocharged	10/2003 - 03/2011	4	1984	25
CDLA 2.0Liter DOHC, 16 Valves, Gasoline Turbocharged	05/2008 -	4	1984	30
CN 2.0Liter 2 Valves, Diesel	10/1978 - 07/1989	5	1986	33
DE 2.0Liter 2 Valves, Diesel	11/1981 - 12/1987	5	1986	32
NC 2.0Liter 2 Valves, Diesel	03/1988 - 12/1990	5	1986	32
HP 2.0Liter SOHC/OHC, 10 Valves, Gasoline	08/1980 - 06/1989	5	1994	34
JS 2.0Liter SOHC/OHC, 10 Valves, Gasoline	08/1980 - 06/1989	5	1994	34
RT 2.0Liter SOHC/OHC, 10 Valves, L, Gasoline	07/1980 - 11/1990	5	1994	35
JL 2.0Liter 2 Valves, Gasoline	01/1984 - 01/1987	5	1994	34
KP 2.0Liter 2 Valves, Gasoline	08/1984 - 12/1987	5	1994	34
SK 2.0Liter 2 Valves, Gasoline	02/1986 - 03/1987	5	1994	34
SL 2.0Liter 2 Valves, Gasoline	02/1986 - 12/1987	5	1994	34
PS 2.0Liter 2 Valves, Gasoline	04/1987 - 12/1991	5	1994	34
RT 2.0Liter 2 Valves, Gasoline	01/1988 - 12/1990	5	1994	34
NM 2.0Liter 4 Valves, Gasoline	01/1988 - 12/1991	5	1994	34
KH 2.1Liter SOHC/OHC, 10 Valves, vin C, Gasoline Turbocharged		5	2144	36
HY 2.2Liter SOHC/OHC, 10 Valves, L, Gasoline		5	2226	35
3B 2.2Liter DOHC, 20 Valves, Gasoline Turbocharged	03/1969 - 07/2001	5	2226	37
1B 2.2Liter SOHC/OHC, 10 Valves, Gasoline Turbocharged	07/1980 -	5	2226	36
KV 2.3Liter SOHC/OHC, 10 Valves, Gasoline	08/1980 - 06/1989	5	2226	34
JT 2.3Liter SOHC/OHC, 10 Valves, Gasoline	08/1980 - 06/1989	5	2226	34
JT 2.2Liter SOHC/OHC, 10 Valves, L, Gasoline	08/1980 - 06/1989	5	2226	35
2B 2.2Liter SOHC/OHC, 10 Valves, Gasoline Turbocharged	07/1980 - 12/1991	5	2226	36
PX 2.2Liter SOHC/OHC, 10 Valves, L, Gasoline	08/1982 - 11/1990	5	2226	35
KM 2.2Liter 2 Valves, Gasoline	08/1983 - 07/1985	5	2226	34
KZ 2.2Liter 2 Valves, Gasoline	08/1984 - 09/1986	5	2226	34
HX 2.2Liter 2 Valves, Gasoline	08/1984 - 12/1987	5	2226	34
HY 2.2Liter 2 Valves, Gasoline	08/1984 - 07/1988	5	2226	34
KU 2.2Liter 2 Valves, Gasoline	08/1984 - 12/1990	5	2226	34
KX 2.2Liter 2 Valves, Gasoline	08/1985 - 07/1988	5	2226	34
PX 2.2Liter 2 Valves, Gasoline	08/1985 - 12/1990	5	2226	34
AAN 2.2Liter DOHC, 20 Valves, Gasoline Turbocharged	10/1988 - 12/1997	5	2226	37
MC 2.2Liter SOHC/OHC, 10 Valves, Gasoline Turbocharged	08/1988 - 09/1999	5	2226	36
NG 2.3Liter SOHC/OHC, 10 Valves, L, Diesel	07/1980 - 08/2000	5	2309	35
AAR 2.3Liter SOHC/OHC, 10 Valves, L, Gasoline	08/1982 - 12/1997	5	2309	35
NF 2.3Liter 2 Valves, Gasoline	08/1986 - 11/1994	5	2309	34
NG 2.3Liter 2 Valves, Gasoline	08/1986 - 11/1994	5	2309	34
7A 2.3Liter DOHC, 20 Valves, L, Gasoline	04/1987 - 12/1996	5	2309	35
7A 2.3Liter 4 Valves, Gasoline	06/1988 - 12/1991	5	2309	34
PR 2.3Liter 2 Valves, Gasoline	08/1989 - 12/1990	5	2309	34
AAR 2.3Liter 2 Valves, Gasoline	12/1990 - 06/1996	5	2309	34
3D 2.4Liter 2 Valves, Diesel	08/1989 - 12/1990	5	2370	32
AAS 2.4Liter SOHC/OHC, 10 Valves, Diesel	12/1990 - 11/1994	5	2370	38
AAT 2.5Liter SOHC/OHC, 10 Valves, Diesel Turbocharged	08/1982 - 12/1997	5	2461	37
ACZ 2.6Liter SOHC/OHC, 12 Valves, Gasoline	08/1988 - 09/2001	6	2598	39
AEJ 2.8Liter SOHC/OHC, 12 Valves, Gasoline		6	2771	39
AGE 2.8Liter DOHC, 30 Valves, V, Gasoline		6	2771	39
AAH 2.8Liter SOHC/OHC, 12 Valves, Gasoline	10/1988 - 12/2002	6	2771	39
ACK 2.8Liter DOHC, 30 Valves, Gasoline	08/1996 - 11/2000	6	2771	39
ASN 3.0Liter DOHC, 30 Valves, Gasoline	01/1997 - 12/2004	6	2976	39
BUB 3.2Liter DOHC, 24 Valves, Gasoline	10/2003 -	6	3189	40
PT 3.6Liter DOHC, 32 Valves, Gasoline	10/1988 - 02/1994	8	3562	41
BHK 3.6Liter DOHC, 24 Valves, Gasoline	10/2002 - 05/2010	6	3597	40
AEW 3.7Liter DOHC, 32 Valves, Gasoline	03/1994 - 12/2002	8	3697	41
AKC 3.7Liter DOHC, 40 Valves, Gasoline	03/1994 - 12/2002	8	3697	41
AQG 3.7Liter DOHC, 40 Valves, Gasoline	03/1994 - 01/2005	8	3697	41









Audi				Audi				
								
King Set No.		Part No.	Qty.	Position	Crankshaft Diameter	Housing Diameter	Length	Wall Thickness
1	HB (Alloytec 175) 1.1Liter SOHC/OHC, 8 Valves, Gasoline	03/1975 - 09/1994	1093 cc	69.50 X 72.00	4 cyl			1
	HC 1.1Liter SOHC/OHC, 8 Valves, Gasoline	04/1974 - 12/1985	1272 cc	75.00 X 72.00	4 cyl			
CR 408AM STD/0.25/0.5/0.75/1.0/1.25		C 408	4 Pairs		1.6515/1.6523 41.948/41.968	1.7716/1.7723 44.999/45.016	0.708 17.98	0.0592 1.504
MB5070AM 360 degree oil groove in position 5 crank flange length mm STD 24.94/24.89 0.25 25.04/24.99 0.5 25.04/24.99 0.75 25.04/24.99 1.0 25.04/24.99 1.25 25.14/25.09 1.5 25.34/25.29		M 507U M 507L	3 Pairs	1,2,4	2.1243/2.1251 53.957/53.978	2.3228/2.3235 58.999/59.017	0.727 18.46	0.0984 2.499
		F5070U F5070L	1 Pair	3	2.1243/2.1251 53.957/53.978	2.3228/2.3235 58.999/59.017	0.986 25.04	0.0984 2.499
		M 507U	1 Pair	5	2.1243/2.1251 53.957/53.978	2.3228/2.3235 58.999/59.017	0.727 18.46	0.0984 2.499
TW2010AM STD/0.10/0.20/0.25/0.5		W2010D W2010E	2 Pairs		2.3425/2.3520 59.500/59.741	2.8720/2.8819 72.949/73.200	0.000 0.00	0.0770 1.956
MB5027AM Optional to MB5070AM (360 degree oil groove) crank flange length mm STD 24.94/24.89 0.25 25.04/24.99 0.5 25.04/24.99 0.75 25.04/24.99 1.0 25.04/24.99		M 507U	4 Pairs	1,2,4,5	2.1243/2.1251 53.957/53.978	2.3228/2.3235 58.999/59.017	0.727 18.46	0.0984 2.499
		F5070U	1 Pair	3	2.1243/2.1251 53.957/53.978	2.3228/2.3235 58.999/59.017	0.986 25.04	0.0984 2.499
MB5192AM Optional to MB5070AM (flange O/S 0.8mm) crank flange length mm STD 24.94/24.89 0.25 25.74/25.69 0.5 25.74/25.69 0.75 25.74/25.69 1.0 25.74/25.69		M 507U M 507L	3 Pairs	1,2,4	2.1243/2.1251 53.957/53.978	2.3228/2.3235 58.999/59.017	0.727 18.46	0.0984 2.499
		F5192U F5192L	1 Pair	3	2.1243/2.1251 53.957/53.978	2.3228/2.3235 58.999/59.017	0.986 25.04	0.0984 2.499
		M 507U	1 Pair	5	2.1243/2.1251 53.957/53.978	2.3228/2.3235 58.999/59.017	0.727 18.46	0.0984 2.499
MB5566AM STD/0.25/0.5/0.75/1.0/1.5 Optional to MB5070AM (requires thrustwashers) 360 degree oil groove in position 4		M 507U M 507L	4 Pairs	1,2,3,5	2.1243/2.1251 53.957/53.978	2.3228/2.3235 58.999/59.017	0.727 18.46	0.0984 2.499
		M 507U	1 Pair	4	2.1243/2.1251 53.957/53.978	2.3228/2.3235 58.999/59.017	0.727 18.46	0.0984 2.499
MB5566XP STD/STDX/0.25/0.5 Optional to MB5566AM (Race bearings, Tri-metal [pMax Black])		M 507U-PR M 507L-PR	4 Pairs	1,2,3,5	2.1243/2.1251 53.957/53.978	2.3228/2.3235 58.999/59.017	0.727 18.46	0.0984 2.499
		M 507U-PR	1 Pair	4	2.1243/2.1251 53.957/53.978	2.3228/2.3235 58.999/59.017	0.727 18.46	0.0984 2.499
MB5028AM STD/0.25/0.5/0.75 Optional to MB5027AM (requires thrustwashers)		M 507U	5 Pairs	1,2,3,4, 5	2.1243/2.1251 53.957/53.978	2.3228/2.3235 58.999/59.017	0.727 18.46	0.0984 2.499
2	ZF 1.3Liter SOHC/OHC, 8 Valves, Gasoline	05/1973 - 10/1981	1281 cc	75.00 X 73.40	4 cyl			2
	YJ 1.5Liter SOHC/OHC, 8 Valves, Gasoline	05/1973 - 10/1981	1471 cc	76.50 X 80.00	4 cyl			
	YS 1.6Liter SOHC/OHC, 8 Valves, Gasoline	05/1973 - 10/1981	1588 cc	79.50 X 80.00	4 cyl			
	YN 1.6Liter SOHC/OHC, 8 Valves, Gasoline	05/1973 - 06/1989	1588 cc	79.50 X 80.00	4 cyl			
CR 411AM STD/0.25/0.5/0.75/1.0/1.25/1.5		C 411	4 Pairs		1.8086/1.8094 45.938/45.959	1.9291/1.9297 48.999/49.014	0.747 18.97	0.0591 1.501









Audi				Audi			
 King Set No.	 Part No.	 Qty.	 Position	 Crankshaft Diameter	 Housing Diameter	 Length	 Wall Thickness
CR 411CP STD/0.25/0.5	C 411	4 Pairs		1.8086/1.8094 45.938/45.959	1.9291/1.9297 48.999/49.014	0.747 18.97	0.0594 1.509
MB5070AM 360 degree oil groove in position 5 <i>crank flange length mm</i> STD 24.94/24.89 0.25 25.04/24.99 0.5 25.04/24.99 0.75 25.04/24.99 1.0 25.04/24.99 1.25 25.14/25.09 1.5 25.34/25.29	M 507U M 507L	3 Pairs	1,2,4	2.1243/2.1251 53.957/53.978	2.3228/2.3235 58.999/59.017	0.727 18.46	0.0984 2.499
	F5070U F5070L	1 Pair	3	2.1243/2.1251 53.957/53.978	2.3228/2.3235 58.999/59.017	0.986 25.04	0.0984 2.499
	M 507U	1 Pair	5	2.1243/2.1251 53.957/53.978	2.3228/2.3235 58.999/59.017	0.727 18.46	0.0984 2.499
MB5027AM Optional to MB5070AM (360 degree oil groove) <i>crank flange length mm</i> STD 24.94/24.89 0.25 25.04/24.99 0.5 25.04/24.99 0.75 25.04/24.99 1.0 25.04/24.99	M 507U	4 Pairs	1,2,4,5	2.1243/2.1251 53.957/53.978	2.3228/2.3235 58.999/59.017	0.727 18.46	0.0984 2.499
	F5070U	1 Pair	3	2.1243/2.1251 53.957/53.978	2.3228/2.3235 58.999/59.017	0.986 25.04	0.0984 2.499
MB5192AM Optional to MB5070AM (flange O/S 0.8mm) <i>crank flange length mm</i> STD 24.94/24.89 0.25 25.74/25.69 0.5 25.74/25.69 0.75 25.74/25.69 1.0 25.74/25.69	M 507U M 507L	3 Pairs	1,2,4	2.1243/2.1251 53.957/53.978	2.3228/2.3235 58.999/59.017	0.727 18.46	0.0984 2.499
	F5192U F5192L	1 Pair	3	2.1243/2.1251 53.957/53.978	2.3228/2.3235 58.999/59.017	0.986 25.04	0.0984 2.499
	M 507U	1 Pair	5	2.1243/2.1251 53.957/53.978	2.3228/2.3235 58.999/59.017	0.727 18.46	0.0984 2.499
MB5566AM STD/0.25/0.5/0.75/1.0/1.5 Optional to MB5070AM (requires thrustwashers) 360 degree oil groove in position 4	M 507U M 507L	4 Pairs	1,2,3,5	2.1243/2.1251 53.957/53.978	2.3228/2.3235 58.999/59.017	0.727 18.46	0.0984 2.499
	M 507U	1 Pair	4	2.1243/2.1251 53.957/53.978	2.3228/2.3235 58.999/59.017	0.727 18.46	0.0984 2.499
MB5566XP STD/STD/0.25/0.5 Optional to MB5566AM (Race bearings, Tri-metal [pMax Black])	M 507U-PR M 507L-PR	4 Pairs	1,2,3,5	2.1243/2.1251 53.957/53.978	2.3228/2.3235 58.999/59.017	0.727 18.46	0.0984 2.499
	M 507U-PR	1 Pair	4	2.1243/2.1251 53.957/53.978	2.3228/2.3235 58.999/59.017	0.727 18.46	0.0984 2.499
MB5028AM STD/0.25/0.5/0.75 Optional to MB5027AM (requires thrustwashers)	M 507U	5 Pairs	1,2,3,4,5	2.1243/2.1251 53.957/53.978	2.3228/2.3235 58.999/59.017	0.727 18.46	0.0984 2.499
3	ZA 1.3Liter SOHC/OHC, 8 Valves, Gasoline	05/1973 - 10/1981	1297 cc	75.00 X 73.40	4 cyl		3
	ZD 1.5Liter SOHC, 8 Valves, Gasoline		1471 cc	76.50 X 80.00	4 cyl		
	YM 1.6Liter SOHC/OHC, 8 Valves, Gasoline	11/1968 - 07/1976	1588 cc	79.50 X 80.00	4 cyl		
CR 411AM STD/0.25/0.5/0.75/1.0/1.25/1.5	C 411	4 Pairs		1.8086/1.8094 45.938/45.959	1.9291/1.9297 48.999/49.014	0.747 18.97	0.0591 1.501
CR 411CP STD/0.25/0.5	C 411	4 Pairs		1.8086/1.8094 45.938/45.959	1.9291/1.9297 48.999/49.014	0.747 18.97	0.0594 1.509
MB5070AM 360 degree oil groove in position 5 <i>crank flange length mm</i> STD 24.94/24.89 0.25 25.04/24.99 0.5 25.04/24.99 0.75 25.04/24.99 1.0 25.04/24.99 1.25 25.14/25.09 1.5 25.34/25.29	M 507U M 507L	3 Pairs	1,2,4	2.1243/2.1251 53.957/53.978	2.3228/2.3235 58.999/59.017	0.727 18.46	0.0984 2.499
	F5070U F5070L	1 Pair	3	2.1243/2.1251 53.957/53.978	2.3228/2.3235 58.999/59.017	0.986 25.04	0.0984 2.499
	M 507U	1 Pair	5	2.1243/2.1251 53.957/53.978	2.3228/2.3235 58.999/59.017	0.727 18.46	0.0984 2.499
TW2010AM STD/0.10/0.20/0.25/0.5	W2010D W2010E	2 Pairs		2.3425/2.3520 59.500/59.741	2.8720/2.8819 72.949/73.200	0.000 0.00	0.0770 1.956









Audi				Audi			
							
King Set No.	Part No.	Qty.	Position	Crankshaft Diameter	Housing Diameter	Length	Wall Thickness
MB5027AM Optional to MB5070AM (360 degree oil groove) <i>crank flange length mm</i> STD 24.94/24.89 0.25 25.04/24.99 0.5 25.04/24.99 0.75 25.04/24.99 1.0 25.04/24.99	M 507U	4 Pairs	1,2,4,5	2.1243/2.1251 53.957/53.978	2.3228/2.3235 58.999/59.017	0.727 18.46	0.0984 2.499
	F5070U	1 Pair	3	2.1243/2.1251 53.957/53.978	2.3228/2.3235 58.999/59.017	0.986 25.04	0.0984 2.499
MB5192AM Optional to MB5070AM (flange O/S 0.8mm) <i>crank flange length mm</i> STD 24.94/24.89 0.25 25.74/25.69 0.5 25.74/25.69 0.75 25.74/25.69 1.0 25.74/25.69	M 507U M 507L	3 Pairs	1,2,4	2.1243/2.1251 53.957/53.978	2.3228/2.3235 58.999/59.017	0.727 18.46	0.0984 2.499
	F5192U F5192L	1 Pair	3	2.1243/2.1251 53.957/53.978	2.3228/2.3235 58.999/59.017	0.986 25.04	0.0984 2.499
	M 507U	1 Pair	5	2.1243/2.1251 53.957/53.978	2.3228/2.3235 58.999/59.017	0.727 18.46	0.0984 2.499
MB5566AM STD/0.25/0.5/0.75/1.0/1.5 Optional to MB5070AM (requires thrustwashers) 360 degree oil groove in position 4	M 507U M 507L	4 Pairs	1,2,3,5	2.1243/2.1251 53.957/53.978	2.3228/2.3235 58.999/59.017	0.727 18.46	0.0984 2.499
	M 507U	1 Pair	4	2.1243/2.1251 53.957/53.978	2.3228/2.3235 58.999/59.017	0.727 18.46	0.0984 2.499
MB5566XP STD/STDx/0.25/0.5 Optional to MB5566AM (Race bearings, Tri-metal [pMax Black])	M 507U-PR M 507L-PR	4 Pairs	1,2,3,5	2.1243/2.1251 53.957/53.978	2.3228/2.3235 58.999/59.017	0.727 18.46	0.0984 2.499
	M 507U-PR	1 Pair	4	2.1243/2.1251 53.957/53.978	2.3228/2.3235 58.999/59.017	0.727 18.46	0.0984 2.499
MB5028AM STD/0.25/0.5/0.75 Optional to MB5027AM (requires thrustwashers)	M 507U	5 Pairs	1,2,3,4, 5	2.1243/2.1251 53.957/53.978	2.3228/2.3235 58.999/59.017	0.727 18.46	0.0984 2.499
4	EP 1.3Liter 8 Valves, Gasoline	08/1980 - 06/1989	1297 cc	75.00 X 73.40	4 cyl		4
CR 411AM STD/0.25/0.5/0.75/1.0/1.25/1.5	C 411	4 Pairs		1.8086/1.8094 45.938/45.959	1.9291/1.9297 48.999/49.014	0.747 18.97	0.0591 1.501
CR 411CP STD/0.25/0.5	C 411	4 Pairs		1.8086/1.8094 45.938/45.959	1.9291/1.9297 48.999/49.014	0.747 18.97	0.0594 1.509
CR4104AM STD/0.25/0.5/0.75/1.0/1.5 with 1.5mm oil hole	C4104	4 Pairs		1.8802/1.8810 47.757/47.777	1.9921/1.9929 50.599/50.620	0.747 18.97	0.0552 1.402
CR4104CP STD/0.25/0.5/0.75/1.0 with 1.5mm oil hole	C4104	4 Pairs		1.8802/1.8810 47.757/47.777	1.9921/1.9929 50.599/50.620	0.747 18.97	0.0553 1.405
MB5070AM 360 degree oil groove in position 5 <i>crank flange length mm</i> STD 24.94/24.89 0.25 25.04/24.99 0.5 25.04/24.99 0.75 25.04/24.99 1.0 25.04/24.99 1.25 25.14/25.09 1.5 25.34/25.29	M 507U M 507L	3 Pairs	1,2,4	2.1243/2.1251 53.957/53.978	2.3228/2.3235 58.999/59.017	0.727 18.46	0.0984 2.499
	F5070U F5070L	1 Pair	3	2.1243/2.1251 53.957/53.978	2.3228/2.3235 58.999/59.017	0.986 25.04	0.0984 2.499
	M 507U	1 Pair	5	2.1243/2.1251 53.957/53.978	2.3228/2.3235 58.999/59.017	0.727 18.46	0.0984 2.499
TW2010AM STD/0.10/0.20/0.25/0.5	W2010D W2010E	2 Pairs		2.3425/2.3520 59.500/59.741	2.8720/2.8819 72.949/73.200	0.000 0.00	0.0770 1.956
CR4104XP STD/STDx/0.25/0.5 Optional to CR4104AM (Race bearings, Tri-metal [pMax Black]) with 1.5mm oil hole	C4104-PR	4 Pairs		1.8802/1.8810 47.757/47.777	1.9921/1.9929 50.599/50.620	0.747 18.97	0.0552 1.402
MB5027AM Optional to MB5070AM (360 degree oil groove) <i>crank flange length mm</i> STD 24.94/24.89 0.25 25.04/24.99 0.5 25.04/24.99 0.75 25.04/24.99 1.0 25.04/24.99	M 507U	4 Pairs	1,2,4,5	2.1243/2.1251 53.957/53.978	2.3228/2.3235 58.999/59.017	0.727 18.46	0.0984 2.499
	F5070U	1 Pair	3	2.1243/2.1251 53.957/53.978	2.3228/2.3235 58.999/59.017	0.986 25.04	0.0984 2.499

Audi				Audi			
							
King Set No.	Part No.	Qty.	Position	Crankshaft Diameter	Housing Diameter	Length	Wall Thickness
MB5192AM Optional to MB5070AM (flange O/S 0.8mm) crank flange length mm STD 24.94/24.89 0.25 25.74/25.69 0.5 25.74/25.69 0.75 25.74/25.69 1.0 25.74/25.69	M 507U M 507L	3 Pairs	1,2,4	2.1243/2.1251 53.957/53.978	2.3228/2.3235 58.999/59.017	0.727 18.46	0.0984 2.499
	F5192U F5192L	1 Pair	3	2.1243/2.1251 53.957/53.978	2.3228/2.3235 58.999/59.017	0.986 25.04	0.0984 2.499
	M 507U	1 Pair	5	2.1243/2.1251 53.957/53.978	2.3228/2.3235 58.999/59.017	0.727 18.46	0.0984 2.499
MB5566AM STD/0.25/0.5/0.75/1.0/1.5 Optional to MB5070AM (requires thrustwashers) 360 degree oil groove in position 4	M 507U M 507L	4 Pairs	1,2,3,5	2.1243/2.1251 53.957/53.978	2.3228/2.3235 58.999/59.017	0.727 18.46	0.0984 2.499
	M 507U	1 Pair	4	2.1243/2.1251 53.957/53.978	2.3228/2.3235 58.999/59.017	0.727 18.46	0.0984 2.499
MB5566XP STD/STDx/0.25/0.5 Optional to MB5566AM (Race bearings, Tri-metal [pMax Black])	M 507U-PR M 507L-PR	4 Pairs	1,2,3,5	2.1243/2.1251 53.957/53.978	2.3228/2.3235 58.999/59.017	0.727 18.46	0.0984 2.499
	M 507U-PR	1 Pair	4	2.1243/2.1251 53.957/53.978	2.3228/2.3235 58.999/59.017	0.727 18.46	0.0984 2.499
MB5028AM STD/0.25/0.5/0.75 Optional to MB5027AM (requires thrustwashers)	M 507U	5 Pairs	1,2,3,4, 5	2.1243/2.1251 53.957/53.978	2.3228/2.3235 58.999/59.017	0.727 18.46	0.0984 2.499
5	BBY 1.4Liter DOHC, 16 Valves, Gasoline	09/1998 - 07/2005	1390 cc	76.50 X 75.60	4 cyl		5
CR4251AM STD/0.25/0.5/0.75/1.0	C4251	4 Pairs		1.8804/1.8810 47.762/47.777	1.9921/1.9926 50.599/50.612	0.728 18.50	0.0552 1.402
MB5660SI STD/0.25/0.5/0.75	M5660U M5660L	5 Pairs		2.1245/2.1251 53.962/53.978	2.3228/2.3235 58.999/59.017	0.727 18.46	0.0987 2.507
TW1004AM STD	W1004/1 W1004/2	1 Pair		2.3430/2.3520 59.512/59.741	2.8170/2.8270 71.552/71.806	0.000 0.00	0.0974 2.474
6	CAXA 1.4Liter DOHC, 16 Valves, Gasoline Turbocharged	10/2003 - 10/2010	1390 cc	76.50 X 75.60	4 cyl		6
	BLF 1.6Liter DOHC, 16 Valves, Gasoline	02/2003 - 10/2010	1598 cc	76.50 X 86.90	4 cyl		
CR4527XA STD/0.25/0.5/0.75	C4527U C4527L	4 Pairs		1.8804/1.8810 47.762/47.777	1.9921/1.9926 50.599/50.612	0.673 17.10	0.0554 1.407
MB5660SI STD/0.25/0.5/0.75	M5660U M5660L	5 Pairs		2.1245/2.1251 53.962/53.978	2.3228/2.3235 58.999/59.017	0.727 18.46	0.0987 2.507
TW2010AM STD/0.10/0.20/0.25/0.5	W2010D W2010E	2 Pairs		2.3425/2.3520 59.500/59.741	2.8720/2.8819 72.949/73.200	0.000 0.00	0.0770 1.956
7	ZB 1.5Liter 2 Valves, Gasoline	05/1973 - 07/1974	1471 cc	76.50 X 80.00	4 cyl		7
	ZC 1.5Liter 2 Valves, Gasoline	05/1973 - 12/1975	1471 cc	76.50 X 80.00	4 cyl		
	XW 1.5Liter 2 Valves, Gasoline	10/1973 - 08/1974	1471 cc	76.50 X 80.00	4 cyl		
	WV 1.6Liter 2 Valves, Gasoline	08/1981 - 07/1983	1588 cc	79.50 X 86.40	4 cyl		
	YP 1.6Liter 2 Valves, Gasoline	09/1975 - 12/1982	1588 cc	79.50 X 80.00	4 cyl		
	YV 1.6Liter 2 Valves, Gasoline	09/1975 - 12/1983	1588 cc	79.50 X 80.00	4 cyl		
	XX 1.6Liter 2 Valves, Gasoline	09/1973 - 08/1975	1588 cc	79.50 X 80.00	4 cyl		
	YK 1.6Liter 2 Valves, Gasoline	09/1973 - 08/1979	1588 cc	79.50 X 80.00	4 cyl		
	YT 1.6Liter 2 Valves, Gasoline	08/1978 - 01/1979	1588 cc	79.50 X 80.00	4 cyl		
	YZ 1.6Liter 2 Valves, Gasoline	08/1978 - 07/1982	1588 cc	79.50 X 80.00	4 cyl		









Audi				Audi				
 King Set No.		 Part No.	 Qty.	 Position	 Crankshaft Diameter	 Housing Diameter	 Length	 Wall Thickness
JF 1.7Liter 2 Valves, Gasoline		01/1982 - 07/1984	1716 cc	79.50 X 86.40	4 cyl			
WT 1.7Liter 2 Valves, Gasoline		08/1981 - 07/1983	1716 cc	79.50 X 86.40	4 cyl			
ZV 1.7Liter 2 Valves, Gasoline		01/1982 - 12/1983	1716 cc	79.50 X 86.40	4 cyl			
CR 411AM STD/0.25/0.5/0.75/1.0/1.25/1.5	C 411	4 Pairs			1.8086/1.8094 45.938/45.959	1.9291/1.9297 48.999/49.014	0.747 18.97	0.0591 1.501
CR 411CP STD/0.25/0.5	C 411	4 Pairs			1.8086/1.8094 45.938/45.959	1.9291/1.9297 48.999/49.014	0.747 18.97	0.0594 1.509
MB5070AM 360 degree oil groove in position 5 crank flange length mm STD 24.94/24.89 0.25 25.04/24.99 0.5 25.04/24.99 0.75 25.04/24.99 1.0 25.04/24.99 1.25 25.14/25.09 1.5 25.34/25.29	M 507U M 507L	3 Pairs	1,2,4		2.1243/2.1251 53.957/53.978	2.3228/2.3235 58.999/59.017	0.727 18.46	0.0984 2.499
	F5070U F5070L	1 Pair	3		2.1243/2.1251 53.957/53.978	2.3228/2.3235 58.999/59.017	0.986 25.04	0.0984 2.499
	M 507U	1 Pair	5		2.1243/2.1251 53.957/53.978	2.3228/2.3235 58.999/59.017	0.727 18.46	0.0984 2.499
MB5149AM crank flange length mm STD 24.94/24.89 0.25 25.04/24.99 0.5 25.04/24.99 0.75 25.04/24.99 1.0 25.04/24.99	M 507U M 507L	4 Pairs	1,2,4,5		2.1243/2.1251 53.957/53.978	2.3228/2.3235 58.999/59.017	0.727 18.46	0.0984 2.499
	F5070U F5070L	1 Pair	3		2.1243/2.1251 53.957/53.978	2.3228/2.3235 58.999/59.017	0.986 25.04	0.0984 2.499
MB5027AM Optional to MB5070AM (360 degree oil groove) crank flange length mm STD 24.94/24.89 0.25 25.04/24.99 0.5 25.04/24.99 0.75 25.04/24.99 1.0 25.04/24.99	M 507U	4 Pairs	1,2,4,5		2.1243/2.1251 53.957/53.978	2.3228/2.3235 58.999/59.017	0.727 18.46	0.0984 2.499
	F5070U	1 Pair	3		2.1243/2.1251 53.957/53.978	2.3228/2.3235 58.999/59.017	0.986 25.04	0.0984 2.499
MB5192AM Optional to MB5070AM (flange O/S 0.8mm) crank flange length mm STD 24.94/24.89 0.25 25.74/25.69 0.5 25.74/25.69 0.75 25.74/25.69 1.0 25.74/25.69	M 507U M 507L	3 Pairs	1,2,4		2.1243/2.1251 53.957/53.978	2.3228/2.3235 58.999/59.017	0.727 18.46	0.0984 2.499
	F5192U F5192L	1 Pair	3		2.1243/2.1251 53.957/53.978	2.3228/2.3235 58.999/59.017	0.986 25.04	0.0984 2.499
	M 507U	1 Pair	5		2.1243/2.1251 53.957/53.978	2.3228/2.3235 58.999/59.017	0.727 18.46	0.0984 2.499
MB5566AM STD/0.25/0.5/0.75/1.0/1.5 Optional to MB5070AM (requires thrustwashers) 360 degree oil groove in position 4	M 507U M 507L	4 Pairs	1,2,3,5		2.1243/2.1251 53.957/53.978	2.3228/2.3235 58.999/59.017	0.727 18.46	0.0984 2.499
	M 507U	1 Pair	4		2.1243/2.1251 53.957/53.978	2.3228/2.3235 58.999/59.017	0.727 18.46	0.0984 2.499
MB5566XP STD/STDX/0.25/0.5 Optional to MB5566AM (Race bearings, Tri-metal [pMax Black])	M 507U-PR M 507L-PR	4 Pairs	1,2,3,5		2.1243/2.1251 53.957/53.978	2.3228/2.3235 58.999/59.017	0.727 18.46	0.0984 2.499
	M 507U-PR	1 Pair	4		2.1243/2.1251 53.957/53.978	2.3228/2.3235 58.999/59.017	0.727 18.46	0.0984 2.499
MB5028AM STD/0.25/0.5/0.75 Optional to MB5027AM (requires thrustwashers)	M 507U	5 Pairs	1,2,3,4,5		2.1243/2.1251 53.957/53.978	2.3228/2.3235 58.999/59.017	0.727 18.46	0.0984 2.499
8	RA 1.6Liter SOHC/OHC, 8 Valves, Diesel Turbocharged	08/1980 - 06/1997	1588 cc	76.50 X 86.40	4 cyl			8
	1Y 1.9Liter SOHC/OHC, 8 Valves, Diesel	02/1988 - 01/2004	1896 cc	79.50 X 95.50	4 cyl			
CR 437AM STD/0.25/0.5/0.75/1.0/1.25	C 437	4 Pairs			1.8802/1.8810 47.757/47.777	1.9921/1.9929 50.599/50.620	0.748 19.00	0.0552 1.402
CR 437CP STD/0.25/0.5/0.75/1.00	C 437	4 Pairs			1.8802/1.8810 47.757/47.777	1.9921/1.9929 50.599/50.620	0.747 18.97	0.0553 1.405









Audi				Audi			
							
King Set No.	Part No.	Qty.	Position	Crankshaft Diameter	Housing Diameter	Length	Wall Thickness
MB5269AM STD/0.25/0.5/0.75/1.0 180 degree oil groove	M 507U M 507L	5 Pairs	1,2,3,4, 5	2.1243/2.1251 53.957/53.978	2.3228/2.3235 58.999/59.017	0.727 18.46	0.0984 2.499
MB5566AM STD/0.25/0.5/0.75/1.0/1.5 360 degree oil groove in position 4	M 507U M 507L	4 Pairs	1,2,3,5	2.1243/2.1251 53.957/53.978	2.3228/2.3235 58.999/59.017	0.727 18.46	0.0984 2.499
	M 507U	1 Pair	4	2.1243/2.1251 53.957/53.978	2.3228/2.3235 58.999/59.017	0.727 18.46	0.0984 2.499
TW2010AM STD/0.10/0.20/0.25/0.5	W2010D W2010E	2 Pairs		2.3425/2.3520 59.500/59.741	2.8720/2.8819 72.949/73.200	0.000 0.00	0.0770 1.956
MB5566XP STD/STDX/0.25/0.5 Optional to MB5566AM (Race bearings, Tri-metal [pMax Black])	M 507U-PR M 507L-PR	4 Pairs	1,2,3,5	2.1243/2.1251 53.957/53.978	2.3228/2.3235 58.999/59.017	0.727 18.46	0.0984 2.499
	M 507U-PR	1 Pair	4	2.1243/2.1251 53.957/53.978	2.3228/2.3235 58.999/59.017	0.727 18.46	0.0984 2.499
9	CR 1.6Liter SOHC/OHC, 8 Valves, L, Diesel	05/1973 - 06/1989	1588 cc	76.50 X 86.40	4 cyl		9
	JK 1.6Liter SOHC/OHC, 8 Valves, L, Diesel	04/1974 - 07/1992	1588 cc	76.50 X 86.40	4 cyl		
	CY 1.6Liter SOHC/OHC, 8 Valves, L, Diesel Turbocharged	04/1974 - 06/1997	1588 cc	76.50 X 86.40	4 cyl		
CR 437AM STD/0.25/0.5/0.75/1.0/1.25	C 437	4 Pairs		1.8802/1.8810 47.757/47.777	1.9921/1.9929 50.599/50.620	0.748 19.00	0.0552 1.402
CR 437CP STD/0.25/0.5/0.75/1.00	C 437	4 Pairs		1.8802/1.8810 47.757/47.777	1.9921/1.9929 50.599/50.620	0.747 18.97	0.0553 1.405
MB5070AM 360 degree oil groove in position 5 <i>crank flange length mm</i> STD 24.94/24.89 0.25 25.04/24.99 0.5 25.04/24.99 0.75 25.04/24.99 1.0 25.04/24.99 1.25 25.14/25.09 1.5 25.34/25.29	M 507U M 507L	3 Pairs	1,2,4	2.1243/2.1251 53.957/53.978	2.3228/2.3235 58.999/59.017	0.727 18.46	0.0984 2.499
	F5070U F5070L	1 Pair	3	2.1243/2.1251 53.957/53.978	2.3228/2.3235 58.999/59.017	0.986 25.04	0.0984 2.499
	M 507U	1 Pair	5	2.1243/2.1251 53.957/53.978	2.3228/2.3235 58.999/59.017	0.727 18.46	0.0984 2.499
TW2010AM STD/0.10/0.20/0.25/0.5	W2010D W2010E	2 Pairs		2.3425/2.3520 59.500/59.741	2.8720/2.8819 72.949/73.200	0.000 0.00	0.0770 1.956
MB5027AM Optional to MB5070AM (360 degree oil groove) <i>crank flange length mm</i> STD 24.94/24.89 0.25 25.04/24.99 0.5 25.04/24.99 0.75 25.04/24.99 1.0 25.04/24.99	M 507U	4 Pairs	1,2,4,5	2.1243/2.1251 53.957/53.978	2.3228/2.3235 58.999/59.017	0.727 18.46	0.0984 2.499
	F5070U	1 Pair	3	2.1243/2.1251 53.957/53.978	2.3228/2.3235 58.999/59.017	0.986 25.04	0.0984 2.499
MB5192AM Optional to MB5070AM (flange O/S 0.8mm) <i>crank flange length mm</i> STD 24.94/24.89 0.25 25.74/25.69 0.5 25.74/25.69 0.75 25.74/25.69 1.0 25.74/25.69	M 507U M 507L	3 Pairs	1,2,4	2.1243/2.1251 53.957/53.978	2.3228/2.3235 58.999/59.017	0.727 18.46	0.0984 2.499
	F5192U F5192L	1 Pair	3	2.1243/2.1251 53.957/53.978	2.3228/2.3235 58.999/59.017	0.986 25.04	0.0984 2.499
	M 507U	1 Pair	5	2.1243/2.1251 53.957/53.978	2.3228/2.3235 58.999/59.017	0.727 18.46	0.0984 2.499
MB5566AM STD/0.25/0.5/0.75/1.0/1.5 Optional to MB5070AM (requires thrustwashers) 360 degree oil groove in position 4	M 507U M 507L	4 Pairs	1,2,3,5	2.1243/2.1251 53.957/53.978	2.3228/2.3235 58.999/59.017	0.727 18.46	0.0984 2.499
	M 507U	1 Pair	4	2.1243/2.1251 53.957/53.978	2.3228/2.3235 58.999/59.017	0.727 18.46	0.0984 2.499
MB5566XP STD/STDX/0.25/0.5 Optional to MB5566AM (Race bearings, Tri-metal [pMax Black])	M 507U-PR M 507L-PR	4 Pairs	1,2,3,5	2.1243/2.1251 53.957/53.978	2.3228/2.3235 58.999/59.017	0.727 18.46	0.0984 2.499
	M 507U-PR	1 Pair	4	2.1243/2.1251 53.957/53.978	2.3228/2.3235 58.999/59.017	0.727 18.46	0.0984 2.499









Audi				Audi				
								
King Set No.	Part No.	Qty.	Position	Crankshaft Diameter	Housing Diameter	Length	Wall Thickness	
MB5028AM STD/0.25/0.5/0.75 Optional to MB5027AM (requires thrustwashers)	M 507U	5 Pairs	1,2,3,4,5	2.1243/2.1251 53.957/53.978	2.3228/2.3235 58.999/59.017	0.727 18.46	0.0984 2.499	
10	DT 1.6Liter SOHC/OHC, 8 Valves, Gasoline	08/1980 - 10/1991	1595 cc	81.00 X 77.40	4 cyl		10	
	JW 1.8Liter SOHC/OHC, 8 Valves, Gasoline	08/1980 - 06/1995	1781 cc	81.00 X 86.40	4 cyl			
	DZ 1.8Liter SOHC/OHC, 8 Valves, Gasoline	08/1980 - 06/1989	1781 cc	81.00 X 86.40	4 cyl			
	JN 1.8Liter, SOHC/OHC, 8 Valves, Gasoline	08/1980 - 06/1989	1781 cc	81.00 X 86.40	4 cyl			
CR4104AM STD/0.25/0.5/0.75/1.0/1.5 with 1.5mm oil hole	C4104	4 Pairs		1.8802/1.8810 47.757/47.777	1.9921/1.9929 50.599/50.620	0.747 18.97	0.0552 1.402	
CR4104CP STD/0.25/0.5/0.75/1.0 with 1.5mm oil hole	C4104	4 Pairs		1.8802/1.8810 47.757/47.777	1.9921/1.9929 50.599/50.620	0.747 18.97	0.0553 1.405	
MB5070AM 360 degree oil groove in position 5 crank flange length mm	M 507U M 507L	3 Pairs	1,2,4	2.1243/2.1251 53.957/53.978	2.3228/2.3235 58.999/59.017	0.727 18.46	0.0984 2.499	
STD 24.94/24.89 0.25 25.04/24.99 0.5 25.04/24.99 0.75 25.04/24.99 1.0 25.04/24.99 1.25 25.14/25.09 1.5 25.34/25.29	F5070U F5070L	1 Pair	3	2.1243/2.1251 53.957/53.978	2.3228/2.3235 58.999/59.017	0.986 25.04	0.0984 2.499	
	M 507U	1 Pair	5	2.1243/2.1251 53.957/53.978	2.3228/2.3235 58.999/59.017	0.727 18.46	0.0984 2.499	
TW2010AM STD/0.10/0.20/0.25/0.5	W2010D W2010E	2 Pairs		2.3425/2.3520 59.500/59.741	2.8720/2.8819 72.949/73.200	0.000 0.00	0.0770 1.956	
CR4104XP STD/STDX/0.25/0.5 Optional to CR4104AM (Race bearings, Tri-metal [pMax Black]) with 1.5mm oil hole	C4104-PR	4 Pairs		1.8802/1.8810 47.757/47.777	1.9921/1.9929 50.599/50.620	0.747 18.97	0.0552 1.402	
MB5027AM Optional to MB5070AM (360 degree oil groove) crank flange length mm	M 507U	4 Pairs	1,2,4,5	2.1243/2.1251 53.957/53.978	2.3228/2.3235 58.999/59.017	0.727 18.46	0.0984 2.499	
STD 24.94/24.89 0.25 25.04/24.99 0.5 25.04/24.99 0.75 25.04/24.99 1.0 25.04/24.99	F5070U	1 Pair	3	2.1243/2.1251 53.957/53.978	2.3228/2.3235 58.999/59.017	0.986 25.04	0.0984 2.499	
MB5192AM Optional to MB5070AM (flange O/S 0.8mm) crank flange length mm	M 507U M 507L	3 Pairs	1,2,4	2.1243/2.1251 53.957/53.978	2.3228/2.3235 58.999/59.017	0.727 18.46	0.0984 2.499	
STD 24.94/24.89 0.25 25.74/25.69 0.5 25.74/25.69 0.75 25.74/25.69 1.0 25.74/25.69	F5192U F5192L	1 Pair	3	2.1243/2.1251 53.957/53.978	2.3228/2.3235 58.999/59.017	0.986 25.04	0.0984 2.499	
	M 507U	1 Pair	5	2.1243/2.1251 53.957/53.978	2.3228/2.3235 58.999/59.017	0.727 18.46	0.0984 2.499	
MB5566AM STD/0.25/0.5/0.75/1.0/1.5 Optional to MB5070AM (requires thrustwashers) 360 degree oil groove in position 4	M 507U M 507L	4 Pairs	1,2,3,5	2.1243/2.1251 53.957/53.978	2.3228/2.3235 58.999/59.017	0.727 18.46	0.0984 2.499	
	M 507U	1 Pair	4	2.1243/2.1251 53.957/53.978	2.3228/2.3235 58.999/59.017	0.727 18.46	0.0984 2.499	
MB5566XP STD/STDX/0.25/0.5 Optional to MB5566AM (Race bearings, Tri-metal [pMax Black])	M 507U-PR M 507L-PR	4 Pairs	1,2,3,5	2.1243/2.1251 53.957/53.978	2.3228/2.3235 58.999/59.017	0.727 18.46	0.0984 2.499	
	M 507U-PR	1 Pair	4	2.1243/2.1251 53.957/53.978	2.3228/2.3235 58.999/59.017	0.727 18.46	0.0984 2.499	
MB5028AM STD/0.25/0.5/0.75 Optional to MB5027AM (requires thrustwashers)	M 507U	5 Pairs	1,2,3,4,5	2.1243/2.1251 53.957/53.978	2.3228/2.3235 58.999/59.017	0.727 18.46	0.0984 2.499	









Audi				Audi			
							
King Set No.	Part No.	Qty.	Position	Crankshaft Diameter	Housing Diameter	Length	Wall Thickness
11	AHL 1.6Liter SOHC/OHC, 8 Valves, Gasoline	08/1996 - 11/2000	1595 cc	81.00 X 77.40	4 cyl		11
	ARM 1.6Liter SOHC/OHC, 8 Valves, Gasoline	08/1996 - 11/2000	1595 cc	81.00 X 77.40	4 cyl		
CR4104AM STD/0.25/0.5/0.75/1.0/1.5 with 1.5mm oil hole	C4104	4 Pairs		1.8802/1.8810 47.757/47.777	1.9921/1.9929 50.599/50.620	0.747 18.97	0.0552 1.402
CR4104CP STD/0.25/0.5/0.75/1.0 with 1.5mm oil hole	C4104	4 Pairs		1.8802/1.8810 47.757/47.777	1.9921/1.9929 50.599/50.620	0.747 18.97	0.0553 1.405
CR4348CP STD/0.25/0.5/0.75/1.0 8D Y 000 001>, PR-M4T	C4348U C4348L	4 Pairs		1.6522/1.6526 41.966/41.976	1.7717/1.7723 45.001/45.016	0.744 18.90	0.0593 1.506
MB5391AM STD/0.25/0.5/1.0 8D Y 000 001>, PR-M4T	M5391U M5391L	5 Pairs		1.8881/1.8889 47.958/47.978	2.0866/2.0870 53.000/53.010	0.728 18.50	0.0987 2.507
MB5661SI STD/0.25/0.5/0.75 >8D X 400 000, PR-D2B 180 degree oil groove	M5661U M5661L	5 Pairs		2.1245/2.1251 53.962/53.978	2.3228/2.3235 58.999/59.017	0.727 18.46	0.0987 2.507
CR4104XP STD/STDX/0.25/0.5 Optional to CR4104AM (Race bearings, Tri-metal [pMax Black]) with 1.5mm oil hole	C4104-PR	4 Pairs		1.8802/1.8810 47.757/47.777	1.9921/1.9929 50.599/50.620	0.747 18.97	0.0552 1.402
12	ABB 1.6Liter SOHC/OHC, 8 Valves, Gasoline	06/1986 - 10/1991	1595 cc	81.00 X 77.40	4 cyl		12
	ABM 1.6Liter SOHC/OHC, 8 Valves, Gasoline	09/1991 - 12/1994	1595 cc	81.00 X 77.40	4 cyl		
	ADA 1.6Liter SOHC/OHC, 8 Valves, Gasoline	09/1991 - 01/1996	1595 cc	81.00 X 77.40	4 cyl		
	ADP 1.6Liter SOHC/OHC, 8 Valves, Gasoline	08/1996 - 11/2000	1595 cc	81.00 X 77.40	4 cyl		
	PP 1.6Liter SOHC/OHC, 8 Valves, Gasoline	08/1980 - 06/1989	1595 cc	81.00 X 77.40	4 cyl		
	RN 1.6Liter SOHC/OHC, 8 Valves, Gasoline	06/1986 - 10/1991	1595 cc	81.00 X 77.40	4 cyl		
	4B 1.8Liter SOHC/OHC, 8 Valves, Gasoline	08/1982 - 10/1991	1781 cc	81.00 X 86.40	4 cyl		
	NP 1.8Liter SOHC/OHC, 8 Valves, Gasoline	08/1982 - 11/1990	1781 cc	81.00 X 86.40	4 cyl		
	PH 1.8Liter SOHC/OHC, 8 Valves, Gasoline	08/1982 - 11/1990	1781 cc	81.00 X 86.40	4 cyl		
	SF 1.8Liter SOHC/OHC, 8 Valves, Gasoline	08/1978 - 10/1991	1781 cc	81.00 X 86.40	4 cyl		
	SD 1.9Liter SOHC/OHC, 8 Valves, Gasoline	06/1986 - 10/1991	1847 cc	82.50 X 86.40	4 cyl		
	3A 2.0Liter SOHC/OHC, 8 Valves, Gasoline	08/1982 - 01/1988	1984 cc	82.50 X 92.80	4 cyl		
	6A 2.0Liter DOHC, 16 Valves, Gasoline	06/1986 - 08/2000	1984 cc	82.50 X 92.80	4 cyl		
	AAD 2.0Liter SOHC/OHC, 8 Valves, Gasoline	06/1986 - 12/1996	1984 cc	82.50 X 92.80	4 cyl		
	AAE 2.0Liter SOHC/OHC, 8 Valves, Gasoline	12/1990 - 12/1997	1984 cc	82.50 X 92.80	4 cyl		
ABK 2.0Liter SOHC/OHC, 8 Valves, Gasoline	10/1988 - 08/2000	1984 cc	82.50 X 92.80	4 cyl			
ADW 2.0Liter SOHC/OHC, 8 Valves, Gasoline	08/1988 - 06/1995	1984 cc	82.50 X 92.80	4 cyl			
CR4104AM STD/0.25/0.5/0.75/1.0/1.5 with 1.5mm oil hole	C4104	4 Pairs		1.8802/1.8810 47.757/47.777	1.9921/1.9929 50.599/50.620	0.747 18.97	0.0552 1.402
CR4104CP STD/0.25/0.5/0.75/1.0 with 1.5mm oil hole	C4104	4 Pairs		1.8802/1.8810 47.757/47.777	1.9921/1.9929 50.599/50.620	0.747 18.97	0.0553 1.405









Audi				Audi			
King Set No.	Part No.	Qty.	Position	Crankshaft Diameter	Housing Diameter	Length	Wall Thickness
MB5566AM STD/0.25/0.5/0.75/1.0/1.5 360 degree oil groove in position 4	M 507U M 507L	4 Pairs	1,2,3,5	2.1243/2.1251 53.957/53.978	2.3228/2.3235 58.999/59.017	0.727 18.46	0.0984 2.499
	M 507U	1 Pair	4	2.1243/2.1251 53.957/53.978	2.3228/2.3235 58.999/59.017	0.727 18.46	0.0984 2.499
CR4104XP STD/STDX/0.25/0.5 Optional to CR4104AM (Race bearings, Tri-metal [pMax Black]) with 1.5mm oil hole	C4104-PR	4 Pairs		1.8802/1.8810 47.757/47.777	1.9921/1.9929 50.599/50.620	0.747 18.97	0.0552 1.402
MB5566XP STD/STDX/0.25/0.5 Optional to MB5566AM (Race bearings, Tri-metal [pMax Black])	M 507U-PR M 507L-PR	4 Pairs	1,2,3,5	2.1243/2.1251 53.957/53.978	2.3228/2.3235 58.999/59.017	0.727 18.46	0.0984 2.499
	M 507U-PR	1 Pair	4	2.1243/2.1251 53.957/53.978	2.3228/2.3235 58.999/59.017	0.727 18.46	0.0984 2.499
13	APF 1.6Liter 2 Valves, Gasoline	05/1999 -	1595 cc	81.00 X 77.40	4 cyl		13
	AGN 1.8Liter DOHC, 20 Valves, Gasoline	08/1997 - 06/2006	1781 cc	81.00 X 86.40	4 cyl		
	APT 1.8Liter DOHC, 20 Valves, Gasoline	08/1996 - 06/2006	1781 cc	81.00 X 86.40	4 cyl		
	ANB 1.8Liter DOHC, 20 Valves, Gasoline Turbocharged	08/1996 - 11/2000	1781 cc	81.00 X 86.40	4 cyl		
	BAM 1.8Liter 5 Valves, Gasoline	05/2003 - 06/2006	1781 cc	81.00 X 86.40	4 cyl		
CR4104AM STD/0.25/0.5/0.75/1.0/1.5 with 1.5mm oil hole	C4104	4 Pairs		1.8802/1.8810 47.757/47.777	1.9921/1.9929 50.599/50.620	0.747 18.97	0.0552 1.402
CR4104CP STD/0.25/0.5/0.75/1.0 with 1.5mm oil hole	C4104	4 Pairs		1.8802/1.8810 47.757/47.777	1.9921/1.9929 50.599/50.620	0.747 18.97	0.0553 1.405
MB5661SI STD/0.25/0.5/0.75 180 degree oil groove	M5661U M5661L	5 Pairs		2.1245/2.1251 53.962/53.978	2.3228/2.3235 58.999/59.017	0.727 18.46	0.0987 2.507
TW2010AM STD/0.10/0.20/0.25/0.5	W2010D W2010E	2 Pairs		2.3425/2.3520 59.500/59.741	2.8720/2.8819 72.949/73.200	0.000 0.00	0.0770 1.956
CR4104XP STD/STDX/0.25/0.5 Optional to CR4104AM (Race bearings, Tri-metal [pMax Black]) with 1.5mm oil hole	C4104-PR	4 Pairs		1.8802/1.8810 47.757/47.777	1.9921/1.9929 50.599/50.620	0.747 18.97	0.0552 1.402
14	AEH 1.6Liter SOHC/OHC, 8 Valves, Gasoline	10/1988 - 04/2000	1595 cc	81.00 X 77.40	4 cyl		14
	AKL 1.6Liter SOHC/OHC, 8 Valves, Gasoline	11/1995 - 06/2006	1595 cc	81.00 X 77.40	4 cyl		
	APG 1.8Liter DOHC, 20 Valves, Gasoline	04/1999 - 06/2006	1781 cc	81.00 X 86.40	4 cyl		
CR4104AM STD/0.25/0.5/0.75/1.0/1.5 with 1.5mm oil hole	C4104	4 Pairs		1.8802/1.8810 47.757/47.777	1.9921/1.9929 50.599/50.620	0.747 18.97	0.0552 1.402
CR4104CP STD/0.25/0.5/0.75/1.0 with 1.5mm oil hole	C4104	4 Pairs		1.8802/1.8810 47.757/47.777	1.9921/1.9929 50.599/50.620	0.747 18.97	0.0553 1.405
MB5661SI STD/0.25/0.5/0.75 180 degree oil groove	M5661U M5661L	5 Pairs		2.1245/2.1251 53.962/53.978	2.3228/2.3235 58.999/59.017	0.727 18.46	0.0987 2.507
TW2010AM STD/0.10/0.20/0.25/0.5	W2010D W2010E	2 Pairs		2.3425/2.3520 59.500/59.741	2.8720/2.8819 72.949/73.200	0.000 0.00	0.0770 1.956
CR4104XP STD/STDX/0.25/0.5 Optional to CR4104AM (Race bearings, Tri-metal [pMax Black]) with 1.5mm oil hole	C4104-PR	4 Pairs		1.8802/1.8810 47.757/47.777	1.9921/1.9929 50.599/50.620	0.747 18.97	0.0552 1.402









Audi				Audi			
							
King Set No.	Part No.	Qty.	Position	Crankshaft Diameter	Housing Diameter	Length	Wall Thickness
15	ALZ 1.6Liter SOHC/OHC, 8 Valves, Gasoline	11/2000 - 08/2005	1595 cc	81.00 X 77.40	4 cyl		15
	ANA 1.6Liter SOHC/OHC, 8 Valves, Gasoline	08/1996 - 11/2000	1595 cc	81.00 X 77.40	4 cyl		
	BFQ 1.6Liter SOHC/OHC, 8 Valves, Gasoline	08/1997 - 06/2006	1595 cc	81.00 X 77.40	4 cyl		
	BGU 1.6Liter SOHC/OHC, 8 Valves, Gasoline	02/2003 -	1595 cc	81.00 X 77.40	4 cyl		
	BSE 1.6Liter SOHC/OHC, 8 Valves, Gasoline	02/2003 - 10/2010	1595 cc	81.00 X 77.40	4 cyl		
	CMXA 1.6Liter SOHC/OHC, 8 Valves, Gasoline	01/2005 -	1595 cc	81.00 X 77.40	4 cyl		
	AVU 1.6Liter SOHC/OHC, 8 Valves, Gasoline	08/1997 - 06/2006	1598 cc	81.00 X 77.40	4 cyl		
CR4348CP STD/0.25/0.5/0.75/1.0	C4348U C4348L	4 Pairs		1.6522/1.6526 41.966/41.976	1.7717/1.7723 45.001/45.016	0.744 18.90	0.0593 1.506
MB5391AM STD/0.25/0.5/1.0	M5391U M5391L	5 Pairs		1.8881/1.8889 47.958/47.978	2.0866/2.0870 53.000/53.010	0.728 18.50	0.0987 2.507
16	JU 1.6Liter 2 Valves, Gasoline	08/1983 - 07/1986	1595 cc	81.00 X 77.40	4 cyl		16
CR4104AM STD/0.25/0.5/0.75/1.0/1.5 with 1.5mm oil hole	C4104	4 Pairs		1.8802/1.8810 47.757/47.777	1.9921/1.9929 50.599/50.620	0.747 18.97	0.0552 1.402
CR4104CP STD/0.25/0.5/0.75/1.0 with 1.5mm oil hole	C4104	4 Pairs		1.8802/1.8810 47.757/47.777	1.9921/1.9929 50.599/50.620	0.747 18.97	0.0553 1.405
MB5070AM 360 degree oil groove in position 5 crank flange length mm	M 507U M 507L	3 Pairs	1,2,4	2.1243/2.1251 53.957/53.978	2.3228/2.3235 58.999/59.017	0.727 18.46	0.0984 2.499
STD 24.94/24.89							
0.25 25.04/24.99	F5070U	1 Pair	3	2.1243/2.1251 53.957/53.978	2.3228/2.3235 58.999/59.017	0.986 25.04	0.0984 2.499
0.5 25.04/24.99	F5070L						
0.75 25.04/24.99							
1.0 25.04/24.99	M 507U	1 Pair	5	2.1243/2.1251 53.957/53.978	2.3228/2.3235 58.999/59.017	0.727 18.46	0.0984 2.499
1.25 25.14/25.09							
1.5 25.34/25.29							
MB5149AM crank flange length mm	M 507U M 507L	4 Pairs	1,2,4,5	2.1243/2.1251 53.957/53.978	2.3228/2.3235 58.999/59.017	0.727 18.46	0.0984 2.499
STD 24.94/24.89							
0.25 25.04/24.99	F5070U	1 Pair	3	2.1243/2.1251 53.957/53.978	2.3228/2.3235 58.999/59.017	0.986 25.04	0.0984 2.499
0.5 25.04/24.99	F5070L						
0.75 25.04/24.99							
1.0 25.04/24.99							
MB5566AM STD/0.25/0.5/0.75/1.0/1.5 360 degree oil groove in position 4	M 507U M 507L	4 Pairs	1,2,3,5	2.1243/2.1251 53.957/53.978	2.3228/2.3235 58.999/59.017	0.727 18.46	0.0984 2.499
	M 507U	1 Pair	4	2.1243/2.1251 53.957/53.978	2.3228/2.3235 58.999/59.017	0.727 18.46	0.0984 2.499
TW2010AM STD/0.10/0.20/0.25/0.5	W2010D W2010E	2 Pairs		2.3425/2.3520 59.500/59.741	2.8720/2.8819 72.949/73.200	0.000 0.00	0.0770 1.956
CR4104XP STD/STDX/0.25/0.5 Optional to CR4104AM (Race bearings, Tri-metal [pMax Black]) with 1.5mm oil hole	C4104-PR	4 Pairs		1.8802/1.8810 47.757/47.777	1.9921/1.9929 50.599/50.620	0.747 18.97	0.0552 1.402
MB5027AM Optional to MB5070AM (360 degree oil groove) crank flange length mm	M 507U	4 Pairs	1,2,4,5	2.1243/2.1251 53.957/53.978	2.3228/2.3235 58.999/59.017	0.727 18.46	0.0984 2.499
STD 24.94/24.89							
0.25 25.04/24.99	F5070U	1 Pair	3	2.1243/2.1251 53.957/53.978	2.3228/2.3235 58.999/59.017	0.986 25.04	0.0984 2.499
0.5 25.04/24.99							
0.75 25.04/24.99							
1.0 25.04/24.99							









Audi				Audi			
							
King Set No.	Part No.	Qty.	Position	Crankshaft Diameter	Housing Diameter	Length	Wall Thickness
MB5192AM Optional to MB5070AM (flange O/S 0.8mm) <i>crank flange length mm</i> STD 24.94/24.89 0.25 25.74/25.69 0.5 25.74/25.69 0.75 25.74/25.69 1.0 25.74/25.69	M 507U M 507L	3 Pairs	1,2,4	2.1243/2.1251 53.957/53.978	2.3228/2.3235 58.999/59.017	0.727 18.46	0.0984 2.499
	F5192U F5192L	1 Pair	3	2.1243/2.1251 53.957/53.978	2.3228/2.3235 58.999/59.017	0.986 25.04	0.0984 2.499
	M 507U	1 Pair	5	2.1243/2.1251 53.957/53.978	2.3228/2.3235 58.999/59.017	0.727 18.46	0.0984 2.499
MB5566XP STD/STDX/0.25/0.5 Optional to MB5566AM (Race bearings, Tri-metal [pMax Black])	M 507U-PR M 507L-PR	4 Pairs	1,2,3,5	2.1243/2.1251 53.957/53.978	2.3228/2.3235 58.999/59.017	0.727 18.46	0.0984 2.499
	M 507U-PR	1 Pair	4	2.1243/2.1251 53.957/53.978	2.3228/2.3235 58.999/59.017	0.727 18.46	0.0984 2.499
MB5028AM STD/0.25/0.5/0.75 Optional to MB5027AM (requires thrustwashers)	M 507U	5 Pairs	1,2,3,4, 5	2.1243/2.1251 53.957/53.978	2.3228/2.3235 58.999/59.017	0.727 18.46	0.0984 2.499
17	MG 1.8Liter SOHC/OHC , 8 Valves, Gasoline		1780 cc	81.00 X 86.40	4 cyl		17
CR4104AM STD/0.25/0.5/0.75/1.0/1.5 with 1.5mm oil hole	C4104	4 Pairs		1.8802/1.8810 47.757/47.777	1.9921/1.9929 50.599/50.620	0.747 18.97	0.0552 1.402
CR4104CP STD/0.25/0.5/0.75/1.0 with 1.5mm oil hole	C4104	4 Pairs		1.8802/1.8810 47.757/47.777	1.9921/1.9929 50.599/50.620	0.747 18.97	0.0553 1.405
MB5070AM 360 degree oil groove in position 5 <i>crank flange length mm</i> STD 24.94/24.89 0.25 25.04/24.99 0.5 25.04/24.99 0.75 25.04/24.99 1.0 25.04/24.99 1.25 25.14/25.09 1.5 25.34/25.29	M 507U M 507L	3 Pairs	1,2,4	2.1243/2.1251 53.957/53.978	2.3228/2.3235 58.999/59.017	0.727 18.46	0.0984 2.499
	F5070U F5070L	1 Pair	3	2.1243/2.1251 53.957/53.978	2.3228/2.3235 58.999/59.017	0.986 25.04	0.0984 2.499
	M 507U	1 Pair	5	2.1243/2.1251 53.957/53.978	2.3228/2.3235 58.999/59.017	0.727 18.46	0.0984 2.499
CR4104XP STD/STDX/0.25/0.5 Optional to CR4104AM (Race bearings, Tri-metal [pMax Black]) with 1.5mm oil hole	C4104-PR	4 Pairs		1.8802/1.8810 47.757/47.777	1.9921/1.9929 50.599/50.620	0.747 18.97	0.0552 1.402
MB5027AM Optional to MB5070AM (360 degree oil groove) <i>crank flange length mm</i> STD 24.94/24.89 0.25 25.04/24.99 0.5 25.04/24.99 0.75 25.04/24.99 1.0 25.04/24.99	M 507U	4 Pairs	1,2,4,5	2.1243/2.1251 53.957/53.978	2.3228/2.3235 58.999/59.017	0.727 18.46	0.0984 2.499
	F5070U	1 Pair	3	2.1243/2.1251 53.957/53.978	2.3228/2.3235 58.999/59.017	0.986 25.04	0.0984 2.499
MB5192AM Optional to MB5070AM (flange O/S 0.8mm) <i>crank flange length mm</i> STD 24.94/24.89 0.25 25.74/25.69 0.5 25.74/25.69 0.75 25.74/25.69 1.0 25.74/25.69	M 507U M 507L	3 Pairs	1,2,4	2.1243/2.1251 53.957/53.978	2.3228/2.3235 58.999/59.017	0.727 18.46	0.0984 2.499
	F5192U F5192L	1 Pair	3	2.1243/2.1251 53.957/53.978	2.3228/2.3235 58.999/59.017	0.986 25.04	0.0984 2.499
	M 507U	1 Pair	5	2.1243/2.1251 53.957/53.978	2.3228/2.3235 58.999/59.017	0.727 18.46	0.0984 2.499
MB5566AM STD/0.25/0.5/0.75/1.0/1.5 Optional to MB5070AM (requires thrustwashers) 360 degree oil groove in position 4	M 507U M 507L	4 Pairs	1,2,3,5	2.1243/2.1251 53.957/53.978	2.3228/2.3235 58.999/59.017	0.727 18.46	0.0984 2.499
	M 507U	1 Pair	4	2.1243/2.1251 53.957/53.978	2.3228/2.3235 58.999/59.017	0.727 18.46	0.0984 2.499
MB5566XP STD/STDX/0.25/0.5 Optional to MB5566AM (Race bearings, Tri-metal [pMax Black])	M 507U-PR M 507L-PR	4 Pairs	1,2,3,5	2.1243/2.1251 53.957/53.978	2.3228/2.3235 58.999/59.017	0.727 18.46	0.0984 2.499
	M 507U-PR	1 Pair	4	2.1243/2.1251 53.957/53.978	2.3228/2.3235 58.999/59.017	0.727 18.46	0.0984 2.499
MB5028AM STD/0.25/0.5/0.75 Optional to MB5027AM (requires thrustwashers)	M 507U	5 Pairs	1,2,3,4, 5	2.1243/2.1251 53.957/53.978	2.3228/2.3235 58.999/59.017	0.727 18.46	0.0984 2.499

Audi				Audi				
								
King Set No.	Part No.	Qty.	Position	Crankshaft Diameter	Housing Diameter	Length	Wall Thickness	
18	DD 1.8Liter SOHC/OHC, 8 Valves, Gasoline	07/1980 - 10/1988	1781 cc	81.00 X 86.40	4 cyl		18	
CR 411AM	STD/0.25/0.5/0.75/1.0/1.25/1.5	C 411	4 Pairs		1.8086/1.8094 45.938/45.959	1.9291/1.9297 48.999/49.014	0.747 18.97	0.0591 1.501
CR 411CP	STD/0.25/0.5	C 411	4 Pairs		1.8086/1.8094 45.938/45.959	1.9291/1.9297 48.999/49.014	0.747 18.97	0.0594 1.509
MB5070AM	360 degree oil groove in position 5 crank flange length mm STD 24.94/24.89 0.25 25.04/24.99 0.5 25.04/24.99 0.75 25.04/24.99 1.0 25.04/24.99 1.25 25.14/25.09 1.5 25.34/25.29	M 507U M 507L	3 Pairs	1,2,4	2.1243/2.1251 53.957/53.978	2.3228/2.3235 58.999/59.017	0.727 18.46	0.0984 2.499
		F5070U F5070L	1 Pair	3	2.1243/2.1251 53.957/53.978	2.3228/2.3235 58.999/59.017	0.986 25.04	0.0984 2.499
		M 507U	1 Pair	5	2.1243/2.1251 53.957/53.978	2.3228/2.3235 58.999/59.017	0.727 18.46	0.0984 2.499
MB5027AM	Optional to MB5070AM (360 degree oil groove) crank flange length mm STD 24.94/24.89 0.25 25.04/24.99 0.5 25.04/24.99 0.75 25.04/24.99 1.0 25.04/24.99	M 507U	4 Pairs	1,2,4,5	2.1243/2.1251 53.957/53.978	2.3228/2.3235 58.999/59.017	0.727 18.46	0.0984 2.499
		F5070U	1 Pair	3	2.1243/2.1251 53.957/53.978	2.3228/2.3235 58.999/59.017	0.986 25.04	0.0984 2.499
MB5192AM	Optional to MB5070AM (flange O/S 0.8mm) crank flange length mm STD 24.94/24.89 0.25 25.74/25.69 0.5 25.74/25.69 0.75 25.74/25.69 1.0 25.74/25.69	M 507U M 507L	3 Pairs	1,2,4	2.1243/2.1251 53.957/53.978	2.3228/2.3235 58.999/59.017	0.727 18.46	0.0984 2.499
		F5192U F5192L	1 Pair	3	2.1243/2.1251 53.957/53.978	2.3228/2.3235 58.999/59.017	0.986 25.04	0.0984 2.499
		M 507U	1 Pair	5	2.1243/2.1251 53.957/53.978	2.3228/2.3235 58.999/59.017	0.727 18.46	0.0984 2.499
MB5566AM	STD/0.25/0.5/0.75/1.0/1.5 Optional to MB5070AM (requires thrustwashers) 360 degree oil groove in position 4	M 507U M 507L	4 Pairs	1,2,3,5	2.1243/2.1251 53.957/53.978	2.3228/2.3235 58.999/59.017	0.727 18.46	0.0984 2.499
		M 507U	1 Pair	4	2.1243/2.1251 53.957/53.978	2.3228/2.3235 58.999/59.017	0.727 18.46	0.0984 2.499
MB5566XP	STD/STDX/0.25/0.5 Optional to MB5566AM (Race bearings, Tri-metal [pMax Black])	M 507U-PR M 507L-PR	4 Pairs	1,2,3,5	2.1243/2.1251 53.957/53.978	2.3228/2.3235 58.999/59.017	0.727 18.46	0.0984 2.499
		M 507U-PR	1 Pair	4	2.1243/2.1251 53.957/53.978	2.3228/2.3235 58.999/59.017	0.727 18.46	0.0984 2.499
MB5028AM	STD/0.25/0.5/0.75 Optional to MB5027AM (requires thrustwashers)	M 507U	5 Pairs	1,2,3,4,5	2.1243/2.1251 53.957/53.978	2.3228/2.3235 58.999/59.017	0.727 18.46	0.0984 2.499
19	AJL 1.8Liter DOHC, 20 Valves, Gasoline Turbocharged	11/1994 - 01/2005	1781 cc	81.00 X 86.40	4 cyl		19	
	AFY 1.8Liter DOHC, 20 Valves, Gasoline		1781 cc	81.00 X 86.40	4 cyl			
CR4104AM	STD/0.25/0.5/0.75/1.0/1.5 with 1.5mm oil hole	C4104	4 Pairs		1.8802/1.8810 47.757/47.777	1.9921/1.9929 50.599/50.620	0.747 18.97	0.0552 1.402
CR4104CP	STD/0.25/0.5/0.75/1.0 with 1.5mm oil hole	C4104	4 Pairs		1.8802/1.8810 47.757/47.777	1.9921/1.9929 50.599/50.620	0.747 18.97	0.0553 1.405
MB5269AM	STD/0.25/0.5/0.75/1.0 -07/1999 180 degree oil groove	M 507U M 507L	5 Pairs	1,2,3,4,5	2.1243/2.1251 53.957/53.978	2.3228/2.3235 58.999/59.017	0.727 18.46	0.0984 2.499
MB5566AM	STD/0.25/0.5/0.75/1.0/1.5 360 degree oil groove in position 4	M 507U M 507L	4 Pairs	1,2,3,5	2.1243/2.1251 53.957/53.978	2.3228/2.3235 58.999/59.017	0.727 18.46	0.0984 2.499
		M 507U	1 Pair	4	2.1243/2.1251 53.957/53.978	2.3228/2.3235 58.999/59.017	0.727 18.46	0.0984 2.499









Audi				Audi				
 King Set No.	 Part No.	 Qty.	 Position	 Crankshaft Diameter	 Housing Diameter	 Length	 Wall Thickness	
MB5661SI STD/0.25/0.5/0.7 08/1999- 180 degree oil groove	M5661U M5661L	5 Pairs		2.1245/2.1251 53.962/53.978	2.3228/2.3235 58.999/59.017	0.727 18.46	0.0987 2.507	
TW2010AM STD/0.10/0.20/0.25/0.5	W2010D W2010E	2 Pairs		2.3425/2.3520 59.500/59.741	2.8720/2.8819 72.949/73.200	0.000 0.00	0.0770 1.956	
CR4104XP STD/STDX/0.25/0.5 Optional to CR4104AM (Race bearings, Tri-metal [pMax Black]) with 1.5mm oil hole	C4104-PR	4 Pairs		1.8802/1.8810 47.757/47.777	1.9921/1.9929 50.599/50.620	0.747 18.97	0.0552 1.402	
MB5566XP STD/STDX/0.25/0.5 Optional to MB5566AM (Race bearings, Tri-metal [pMax Black])	M 507U-PR M 507L-PR	4 Pairs	1,2,3,5	2.1243/2.1251 53.957/53.978	2.3228/2.3235 58.999/59.017	0.727 18.46	0.0984 2.499	
	M 507U-PR	1 Pair	4	2.1243/2.1251 53.957/53.978	2.3228/2.3235 58.999/59.017	0.727 18.46	0.0984 2.499	
20	AEB 1.8Liter DOHC, 20 Valves, Gasoline Turbocharged	08/1996 - 11/2000	1781 cc	81.00 X 86.40	4 cyl		20	
MB5566AM STD/0.25/0.5/0.75/1.0/1.5 360 degree oil groove in position 4	M 507U M 507L	4 Pairs	1,2,3,5	2.1243/2.1251 53.957/53.978	2.3228/2.3235 58.999/59.017	0.727 18.46	0.0984 2.499	
	M 507U	1 Pair	4	2.1243/2.1251 53.957/53.978	2.3228/2.3235 58.999/59.017	0.727 18.46	0.0984 2.499	
TW2010AM STD/0.10/0.20/0.25/0.5	W2010D W2010E	2 Pairs		2.3425/2.3520 59.500/59.741	2.8720/2.8819 72.949/73.200	0.000 0.00	0.0770 1.956	
MB5566XP STD/STDX/0.25/0.5 Optional to MB5566AM (Race bearings, Tri-metal [pMax Black])	M 507U-PR M 507L-PR	4 Pairs	1,2,3,5	2.1243/2.1251 53.957/53.978	2.3228/2.3235 58.999/59.017	0.727 18.46	0.0984 2.499	
	M 507U-PR	1 Pair	4	2.1243/2.1251 53.957/53.978	2.3228/2.3235 58.999/59.017	0.727 18.46	0.0984 2.499	
21	AGU 1.8Liter DOHC, 20 Valves, Gasoline Turbocharged	09/1996 - 06/2006	1781 cc	81.00 X 86.40	4 cyl		21	
	APU 1.8Liter DOHC, 20 Valves, Gasoline Turbocharged	08/1996 - 06/2006	1781 cc	81.00 X 86.40	4 cyl			
MB5661SI STD/0.25/0.5/0.75 180 degree oil groove	M5661U M5661L	5 Pairs		2.1245/2.1251 53.962/53.978	2.3228/2.3235 58.999/59.017	0.727 18.46	0.0987 2.507	
TW2010AM STD/0.10/0.20/0.25/0.5	W2010D W2010E	2 Pairs		2.3425/2.3520 59.500/59.741	2.8720/2.8819 72.949/73.200	0.000 0.00	0.0770 1.956	
22	ANB 1.8Liter DOHC, 20 Valves, Gasoline Turbocharged	08/1996 - 06/2006	1781 cc	81.00 X 86.40	4 cyl		22	
	APX 1.8Liter DOHC, 20 Valves, Gasoline Turbocharged	10/1998 - 06/2006	1781 cc	81.00 X 86.40	4 cyl			
CR4104AM STD/0.25/0.5/0.75/1.0/1.5 with 1.5mm oil hole	C4104	4 Pairs		1.8802/1.8810 47.757/47.777	1.9921/1.9929 50.599/50.620	0.747 18.97	0.0552 1.402	
CR4104CP STD/0.25/0.5/0.75/1.0 with 1.5mm oil hole	C4104	4 Pairs		1.8802/1.8810 47.757/47.777	1.9921/1.9929 50.599/50.620	0.747 18.97	0.0553 1.405	
MB5661SI STD/0.25/0.5/0.75 180 degree oil groove	M5661U M5661L	5 Pairs		2.1245/2.1251 53.962/53.978	2.3228/2.3235 58.999/59.017	0.727 18.46	0.0987 2.507	
TW2010AM STD/0.10/0.20/0.25/0.5	W2010D W2010E	2 Pairs		2.3425/2.3520 59.500/59.741	2.8720/2.8819 72.949/73.200	0.000 0.00	0.0770 1.956	
CR4104XP STD/STDX/0.25/0.5 Optional to CR4104AM (Race bearings, Tri-metal [pMax Black]) with 1.5mm oil hole	C4104-PR	4 Pairs		1.8802/1.8810 47.757/47.777	1.9921/1.9929 50.599/50.620	0.747 18.97	0.0552 1.402	

Audi				Audi			
							
King Set No.	Part No.	Qty.	Position	Crankshaft Diameter	Housing Diameter	Length	Wall Thickness
23	ARK 1.8Liter DOHC, 20 Valves, Gasoline Turbocharged	11/1994 - 01/2005	1781 cc	81.00 X 86.40	4 cyl		23
CR4104AM STD/0.25/0.5/0.75/1.0/1.5 with 1.5mm oil hole	C4104	4 Pairs		1.8802/1.8810 47.757/47.777	1.9921/1.9929 50.599/50.620	0.747 18.97	0.0552 1.402
CR4104CP STD/0.25/0.5/0.75/1.0 with 1.5mm oil hole	C4104	4 Pairs		1.8802/1.8810 47.757/47.777	1.9921/1.9929 50.599/50.620	0.747 18.97	0.0553 1.405
MB5269AM STD/0.25/0.5/0.75/1.0 180 degree oil groove	M 507U M 507L	5 Pairs	1,2,3,4, 5	2.1243/2.1251 53.957/53.978	2.3228/2.3235 58.999/59.017	0.727 18.46	0.0984 2.499
TW2010AM STD/0.10/0.20/0.25/0.5	W2010D W2010E	2 Pairs		2.3425/2.3520 59.500/59.741	2.8720/2.8819 72.949/73.200	0.000 0.00	0.0770 1.956
CR4104XP STD/STDX/0.25/0.5 Optional to CR4104AM (Race bearings, Tri-metal [pMax Black]) with 1.5mm oil hole	C4104-PR	4 Pairs		1.8802/1.8810 47.757/47.777	1.9921/1.9929 50.599/50.620	0.747 18.97	0.0552 1.402
24	DS 1.8Liter 2 Valves, Gasoline	01/1983 - 07/1988	1781 cc	81.00 X 86.40	4 cyl		24
	JV 1.8Liter 2 Valves, Gasoline	08/1983 - 07/1998	1781 cc	81.00 X 86.40	4 cyl		
CR4104AM STD/0.25/0.5/0.75/1.0/1.5 with 1.5mm oil hole	C4104	4 Pairs		1.8802/1.8810 47.757/47.777	1.9921/1.9929 50.599/50.620	0.747 18.97	0.0552 1.402
CR4104CP STD/0.25/0.5/0.75/1.0 with 1.5mm oil hole	C4104	4 Pairs		1.8802/1.8810 47.757/47.777	1.9921/1.9929 50.599/50.620	0.747 18.97	0.0553 1.405
MB5070AM 360 degree oil groove in position 5 <i>crank flange length mm</i> STD 24.94/24.89 0.25 25.04/24.99 0.5 25.04/24.99 0.75 25.04/24.99 1.0 25.04/24.99 1.25 25.14/25.09 1.5 25.34/25.29	M 507U M 507L F5070U F5070L M 507U	3 Pairs 1 Pair 1 Pair	1,2,4 3 5	2.1243/2.1251 53.957/53.978 2.1243/2.1251 53.957/53.978 2.1243/2.1251 53.957/53.978	2.3228/2.3235 58.999/59.017 2.3228/2.3235 58.999/59.017 2.3228/2.3235 58.999/59.017	0.727 18.46 0.986 25.04 0.727 18.46	0.0984 2.499 0.0984 2.499 0.0984 2.499
TW2010AM STD/0.10/0.20/0.25/0.5	W2010D W2010E	2 Pairs		2.3425/2.3520 59.500/59.741	2.8720/2.8819 72.949/73.200	0.000 0.00	0.0770 1.956
CR4104XP STD/STDX/0.25/0.5 Optional to CR4104AM (Race bearings, Tri-metal [pMax Black]) with 1.5mm oil hole	C4104-PR	4 Pairs		1.8802/1.8810 47.757/47.777	1.9921/1.9929 50.599/50.620	0.747 18.97	0.0552 1.402
MB5027AM Optional to MB5070AM (360 degree oil groove) <i>crank flange length mm</i> STD 24.94/24.89 0.25 25.04/24.99 0.5 25.04/24.99 0.75 25.04/24.99 1.0 25.04/24.99	M 507U F5070U	4 Pairs 1 Pair	1,2,4,5 3	2.1243/2.1251 53.957/53.978 2.1243/2.1251 53.957/53.978	2.3228/2.3235 58.999/59.017 2.3228/2.3235 58.999/59.017	0.727 18.46 0.986 25.04	0.0984 2.499 0.0984 2.499
MB5192AM Optional to MB5070AM (flange O/S 0.8mm) <i>crank flange length mm</i> STD 24.94/24.89 0.25 25.74/25.69 0.5 25.74/25.69 0.75 25.74/25.69 1.0 25.74/25.69	M 507U M 507L F5192U F5192L M 507U	3 Pairs 1 Pair 1 Pair	1,2,4 3 5	2.1243/2.1251 53.957/53.978 2.1243/2.1251 53.957/53.978 2.1243/2.1251 53.957/53.978	2.3228/2.3235 58.999/59.017 2.3228/2.3235 58.999/59.017 2.3228/2.3235 58.999/59.017	0.727 18.46 0.986 25.04 0.727 18.46	0.0984 2.499 0.0984 2.499 0.0984 2.499
MB5566AM STD/0.25/0.5/0.75/1.0/1.5 Optional to MB5070AM (requires thrustwashers) 360 degree oil groove in position 4	M 507U M 507L M 507U	4 Pairs 1 Pair	1,2,3,5 4	2.1243/2.1251 53.957/53.978 2.1243/2.1251 53.957/53.978	2.3228/2.3235 58.999/59.017 2.3228/2.3235 58.999/59.017	0.727 18.46 0.727 18.46	0.0984 2.499 0.0984 2.499









Audi				Audi				
								
King Set No.	Part No.	Qty.	Position	Crankshaft Diameter	Housing Diameter	Length	Wall Thickness	
MB5566XP STD/STDX/0.25/0.5 Optional to MB5566AM (Race bearings, Tri-metal [pMax Black])	M 507U-PR M 507L-PR	4 Pairs	1,2,3,5	2.1243/2.1251 53.957/53.978	2.3228/2.3235 58.999/59.017	0.727 18.46	0.0984 2.499	
	M 507U-PR	1 Pair	4	2.1243/2.1251 53.957/53.978	2.3228/2.3235 58.999/59.017	0.727 18.46	0.0984 2.499	
MB5028AM STD/0.25/0.5/0.75 Optional to MB5027AM (requires thrustwashers)	M 507U	5 Pairs	1,2,3,4, 5	2.1243/2.1251 53.957/53.978	2.3228/2.3235 58.999/59.017	0.727 18.46	0.0984 2.499	
25	AUM 1.8Liter DOHC, 20 Valves, Gasoline Turbocharged	08/1997 - 06/2006	1781 cc	81.00 X 86.40	4 cyl			
	AMB 1.8Liter DOHC, 20 Valves, Gasoline Turbocharged	11/1994 - 03/2009	1781 cc	81.00 X 86.40	4 cyl			
	ARY 1.8Liter DOHC, 20 Valves, L, Gasoline Turbocharged	04/1999 - 06/2006	1781 cc	81.00 X 86.40	4 cyl			
	ALT 2.0Liter DOHC, 20 Valves, Gasoline	11/2000 - 08/2005	1984 cc	82.50 X 92.80	4 cyl			
	AWA 2.0Liter DOHC, 16 Valves, Gasoline	11/2000 - 06/2008	1984 cc	82.50 X 92.80	4 cyl			
	BYK 2.0Liter DOHC, 16 Valves, Gasoline Turbocharged	10/2003 - 03/2011	1984 cc	82.50 X 92.80	4 cyl			
	BLR 2.0Liter DOHC, 16 Valves, Gasoline	02/2003 - 10/2010	1984 cc	82.50 X 92.80	4 cyl			
CR4590CA STD/0.25/0.5/0.75 without locating lug	C4250U C4250L	4 Pairs		1.8802/1.8810 47.757/47.777	1.9921/1.9926 50.599/50.612	0.726 18.45	0.0554 1.407	
MB5661SI STD/0.25/0.5/0.75 180 degree oil groove	M5661U M5661L	5 Pairs		2.1245/2.1251 53.962/53.978	2.3228/2.3235 58.999/59.017	0.727 18.46	0.0987 2.507	
TW2010AM STD/0.10/0.20/0.25/0.5	W2010D W2010E	2 Pairs		2.3425/2.3520 59.500/59.741	2.8720/2.8819 72.949/73.200	0.000 0.00	0.0770 1.956	
CR4597XP STD/0.25 Optional to CR4590CA (Race bearings, Tri-metal [pMax Black]) without locating lug	C4597-PR	4 Pairs		1.8802/1.8810 47.757/47.777	1.9921/1.9929 50.599/50.620	0.748 19.00	0.0552 1.402	
26	ARG 1.8Liter DOHC, 20 Valves, Gasoline Turbocharged	05/1995 - 06/2006	1781 cc	81.00 X 86.40	4 cyl			
	CR4104AM STD/0.25/0.5/0.75/1.0/1.5 with 1.5mm oil hole	C4104	4 Pairs		1.8802/1.8810 47.757/47.777	1.9921/1.9929 50.599/50.620	0.747 18.97	0.0552 1.402
	CR4104CP STD/0.25/0.5/0.75/1.0 with 1.5mm oil hole	C4104	4 Pairs		1.8802/1.8810 47.757/47.777	1.9921/1.9929 50.599/50.620	0.747 18.97	0.0553 1.405
	MB5661SI STD/0.25/0.5/0.75 180 degree oil groove	M5661U M5661L	5 Pairs		2.1245/2.1251 53.962/53.978	2.3228/2.3235 58.999/59.017	0.727 18.46	0.0987 2.507
	TW1004AM STD	W1004/1 W1004/2	1 Pair		2.3430/2.3520 59.512/59.741	2.8170/2.8270 71.552/71.806	0.000 0.00	0.0974 2.474
	CR4104XP STD/STDX/0.25/0.5 Optional to CR4104AM (Race bearings, Tri-metal [pMax Black]) with 1.5mm oil hole	C4104-PR	4 Pairs		1.8802/1.8810 47.757/47.777	1.9921/1.9929 50.599/50.620	0.747 18.97	0.0552 1.402
27	AHU 1.9Liter SOHC/OHC, 8 Valves, Diesel Turbocharged	02/1988 - 03/2010	1896 cc	79.50 X 95.50	4 cyl			
	AHH 1.9Liter SOHC/OHC, 8 Valves, Diesel Turbocharged	08/1996 - 11/2000	1896 cc	79.50 X 95.50	4 cyl			
	AGR 1.9Liter SOHC/OHC, 8 Valves, Diesel Turbocharged	05/2001 - 07/2009	1896 cc	79.50 X 95.50	4 cyl			

Audi				Audi			
							
King Set No.	Part No.	Qty.	Position	Crankshaft Diameter	Housing Diameter	Length	Wall Thickness
AAZ 1.9Liter 2 Valves, Diesel	03/1991 - 05/2002	1896 cc	79.50 X 95.50	4 cyl			
ALH 1.9Liter 2 Valves, Diesel	97/2010 -	1896 cc	79.50 X 95.50	4 cyl			
1Z 1.9Liter 2 Valves, Diesel	07/1993 - 03/1997	1896 cc	79.50 X 95.50	4 cyl			
AFF 1.9Liter 2 Valves, Diesel	03/1996 -	1896 cc	79.50 X 95.50	4 cyl			
CR4182CP STD/0.25/0.5/0.75/1.0	C4182	4 Pairs		1.8802/1.8810 47.757/47.777	1.9921/1.9929 50.599/50.620	0.787 20.00	0.0554 1.407
MB5269AM STD/0.25/0.5/0.75/1.0 180 degree oil groove	M 507U M 507L	5 Pairs	1,2,3,4, 5	2.1243/2.1251 53.957/53.978	2.3228/2.3235 58.999/59.017	0.727 18.46	0.0984 2.499
MB5566AM STD/0.25/0.5/0.75/1.0/1.5 360 degree oil groove in position 4	M 507U M 507L	4 Pairs	1,2,3,5	2.1243/2.1251 53.957/53.978	2.3228/2.3235 58.999/59.017	0.727 18.46	0.0984 2.499
	M 507U	1 Pair	4	2.1243/2.1251 53.957/53.978	2.3228/2.3235 58.999/59.017	0.727 18.46	0.0984 2.499
TW2010AM STD/0.10/0.20/0.25/0.5	W2010D W2010E	2 Pairs		2.3425/2.3520 59.500/59.741	2.8720/2.8819 72.949/73.200	0.000 0.00	0.0770 1.956
MB5566XP STD/STD/0.25/0.5 Optional to MB5566AM (Race bearings, Tri-metal [pMax Black])	M 507U-PR M 507L-PR	4 Pairs	1,2,3,5	2.1243/2.1251 53.957/53.978	2.3228/2.3235 58.999/59.017	0.727 18.46	0.0984 2.499
	M 507U-PR	1 Pair	4	2.1243/2.1251 53.957/53.978	2.3228/2.3235 58.999/59.017	0.727 18.46	0.0984 2.499
28	BMM 2.0Liter SOHC/OHC, 8 Valves, Diesel Turbocharged	04/2002 - 10/2010	1968 cc	81.00 X 95.50	4 cyl		28
	BRC 2.0Liter SOHC/OHC, 8 Valves, Diesel Turbocharged	04/1985 - 09/1994	1968 cc	81.00 X 95.50	4 cyl		
	BRE 2.0Liter DOHC, 16 Valves, Diesel Turbocharged	04/1985 - 12/1994	1968 cc	81.00 X 95.50	4 cyl		
	CAGB 2.0Liter DOHC, 16 Valves, Diesel Turbocharged	05/2004 -	1968 cc	81.00 X 95.50	4 cyl		
CR 460SV STD/0.25/0.5 Sputter replacment	C1266U C1266L	4 Pairs		2.0023/2.0031 50.858/50.879	2.1142/2.1146 53.701/53.711	0.803 20.40	0.0553 1.405
MB5337SI STD/0.25/0.5/0.75/1.0	M5337U M5337L	5 Pairs	1,2,3,4, 5	2.1243/2.1251 53.957/53.978	2.3228/2.3233 58.999/59.012	0.727 18.46	0.0984 2.499
TW2010AM STD/0.10/0.20/0.25/0.5	W2010D W2010E	2 Pairs		2.3425/2.3520 59.500/59.741	2.8720/2.8819 72.949/73.200	0.000 0.00	0.0770 1.956
29	BKD 2.0Liter DOHC, 16 Valves, Diesel Turbo Intercooler	02/2003 -	1968 cc	81.00 X 95.50	4 cyl		29
CR 460SV STD/0.25/0.5 Sputter replacment	C1266U C1266L	4 Pairs		2.0023/2.0031 50.858/50.879	2.1142/2.1146 53.701/53.711	0.803 20.40	0.0553 1.405
MB5337SI STD/0.25/0.5/0.75/1.0	M5337U M5337L	5 Pairs	1,2,3,4, 5	2.1243/2.1251 53.957/53.978	2.3228/2.3233 58.999/59.012	0.727 18.46	0.0984 2.499
TW2010AM STD/0.10/0.20/0.25/0.5	W2010D W2010E	2 Pairs		2.3425/2.3520 59.500/59.741	2.8720/2.8819 72.949/73.200	0.000 0.00	0.0770 1.956
30	CDLA 2.0Liter DOHC, 16 Valves, Gasoline Turbocharged	05/2008 -	1984 cc	82.50 X 92.80	4 cyl		30
MB5661SI STD/0.25/0.5/0.75 180 degree oil groove	M5661U M5661L	5 Pairs		2.1245/2.1251 53.962/53.978	2.3228/2.3235 58.999/59.017	0.727 18.46	0.0987 2.507
TW1004AM STD	W1004/1 W1004/2	1 Pair		2.3430/2.3520 59.512/59.741	2.8170/2.8270 71.552/71.806	0.000 0.00	0.0974 2.474

Audi				Audi			
King Set No.	Part No.	Qty.	Position	Crankshaft Diameter	Housing Diameter	Length	Wall Thickness
31	WA 2.0Liter SOHC/OHC, 8 Valves, Gasoline	06/1976 - 02/1983	1984 cc	86.50 X 84.40	4 cyl		31
CR4155AM STD/0.25/0.5	C4155	4 Pairs		1.8878/1.8886 47.950/47.970	2.0315/2.0322 51.600/51.618	0.826 20.98	0.0711 1.806
MB5248AM crank flange length mm STD 27.90/27.85 0.25 27.90/27.85 0.5 27.90/27.85	M5248U M5248L	4 Pairs	1,2,4,5	2.5177/2.5185 63.950/63.970	2.6772/2.6779 68.001/68.019	0.827 21.00	0.0789 2.004
	F5248	1 Pair	3	2.5177/2.5185 63.950/63.970	2.6772/2.6779 68.001/68.019	1.102 28.00	0.0789 2.004
32	DE 2.0Liter 2 Valves, Diesel	11/1981 - 12/1987	1986 cc	76.50 X 86.40	5 cyl		32
	NC 2.0Liter 2 Valves, Diesel	03/1988 - 12/1990	1986 cc	76.50 X 86.40	5 cyl		
	3D 2.4Liter 2 Valves, Diesel	08/1989 - 12/1990	2370 cc	79.50 X 95.50	5 cyl		
CR 502AM STD/0.25/0.5/0.75/1.0/1.5	C 437	5 Pairs		1.8802/1.8810 47.757/47.777	1.9921/1.9929 50.599/50.620	0.748 19.00	0.0552 1.402
CR 502CP STD/0.25/0.5/1.0	C 437	5 Pairs		1.8802/1.8810 47.757/47.777	1.9921/1.9929 50.599/50.620	0.747 18.97	0.0553 1.405
MB 605AM STD/0.25/0.5/0.75/1.0	M 601U M 601L	6 Pairs	1,2,3,4, 5,6	2.2818/2.2826 57.958/57.978	2.4803/2.4810 63.000/63.017	0.727 18.47	0.0984 2.499
TW2009AM STD/0.25/0.5	W2009D W2009E	2 Pairs		2.5000 63.500	3.0394 77.201	0.000 0.00	0.0780 1.981
MB 633AM STD/0.25/0.5/0.75 Optional to MB 605AM (set includes thrustwashers) contains thrustwashers	M 601U M 601L	6 Pairs	1,2,3,4, 5,6	2.2818/2.2826 57.958/57.978	2.4803/2.4810 63.000/63.017	0.727 18.47	0.0984 2.499
	W2009D W2009E	2 Pairs		2.5000 63.500	3.0394 77.201	0.004 0.10	0.0780 1.981
33	CN 2.0Liter 2 Valves, Diesel	10/1978 - 07/1989	1986 cc	76.50 X 86.40	5 cyl		33
CR 502AM STD/0.25/0.5/0.75/1.0/1.5	C 437	5 Pairs		1.8802/1.8810 47.757/47.777	1.9921/1.9929 50.599/50.620	0.748 19.00	0.0552 1.402
CR 502CP STD/0.25/0.5/1.0	C 437	5 Pairs		1.8802/1.8810 47.757/47.777	1.9921/1.9929 50.599/50.620	0.747 18.97	0.0553 1.405
MB 601AM crank flange length mm STD 24.94/24.89 0.25 25.04/24.99 0.5 25.04/24.99 0.75 25.04/24.99 1.0 25.04/24.99	M 601U M 601L	5 Pairs	1,2,4,5, 6	2.2818/2.2826 57.958/57.978	2.4803/2.4810 63.000/63.017	0.727 18.47	0.0984 2.499
	F 601U F 601L	1 Pair	3	2.2818/2.2826 57.958/57.978	2.4803/2.4810 63.000/63.017	0.986 25.04	0.0984 2.499
TW2009AM STD/0.25/0.5	W2009D W2009E	2 Pairs		2.5000 63.500	3.0394 77.201	0.000 0.00	0.0780 1.981
MB 605AM STD/0.25/0.5/0.75/1.0 Optional to MB 601AM (requires thrustwashers)	M 601U M 601L	6 Pairs	1,2,3,4, 5,6	2.2818/2.2826 57.958/57.978	2.4803/2.4810 63.000/63.017	0.727 18.47	0.0984 2.499
MB 633AM STD/0.25/0.5/0.75 Optional to MB 605AM (set includes thrustwashers) contains thrustwashers	M 601U M 601L	6 Pairs	1,2,3,4, 5,6	2.2818/2.2826 57.958/57.978	2.4803/2.4810 63.000/63.017	0.727 18.47	0.0984 2.499
	W2009D W2009E	2 Pairs		2.5000 63.500	3.0394 77.201	0.004 0.10	0.0780 1.981
34	HP 2.0Liter SOHC/OHC, 10 Valves, Gasoline	08/1980 - 06/1989	1994 cc	81.00 X 77.40	5 cyl		34
	JS 2.0Liter SOHC/OHC, 10 Valves, Gasoline	08/1980 - 06/1989	1994 cc	81.00 X 77.40	5 cyl		
	JL 2.0Liter 2 Valves, Gasoline	01/1984 - 01/1987	1994 cc	81.00 X 77.40	5 cyl		
	NM 2.0Liter 4 Valves, Gasoline	01/1988 - 12/1991	1994 cc	81.00 X 77.40	5 cyl		

Audi				Audi			
							
King Set No.	Part No.	Qty.	Position	Crankshaft Diameter	Housing Diameter	Length	Wall Thickness
PS 2.0Liter 2 Valves, Gasoline	04/1987 - 12/1991	1994 cc	81.00 X 77.40	5 cyl			
KP 2.0Liter 2 Valves, Gasoline	08/1984 - 12/1987	1994 cc	81.00 X 77.40	5 cyl			
RT 2.0Liter 2 Valves, Gasoline	01/1988 - 12/1990	1994 cc	81.00 X 77.40	5 cyl			
SK 2.0Liter 2 Valves, Gasoline	02/1986 - 03/1987	1994 cc	81.00 X 77.40	5 cyl			
SL 2.0Liter 2 Valves, Gasoline	02/1986 - 12/1987	1994 cc	81.00 X 77.40	5 cyl			
KV 2.3Liter SOHC/OHC, 10 Valves, Gasoline	08/1980 - 06/1989	2226 cc	81.00 X 86.40	5 cyl			
JT 2.3Liter SOHC/OHC, 10 Valves, Gasoline	08/1980 - 06/1989	2226 cc	81.00 X 86.40	5 cyl			
KM 2.2Liter 2 Valves, Gasoline	08/1983 - 07/1985	2226 cc	81.00 X 86.40	5 cyl			
KX 2.2Liter 2 Valves, Gasoline	08/1985 - 07/1988	2226 cc	81.00 X 86.40	5 cyl			
HY 2.2Liter 2 Valves, Gasoline	08/1984 - 07/1988	2226 cc	81.00 X 86.40	5 cyl			
HX 2.2Liter 2 Valves, Gasoline	08/1984 - 12/1987	2226 cc	81.00 X 86.40	5 cyl			
KU 2.2Liter 2 Valves, Gasoline	08/1984 - 12/1990	2226 cc	81.00 X 86.40	5 cyl			
KZ 2.2Liter 2 Valves, Gasoline	08/1984 - 09/1986	2226 cc	81.00 X 86.40	5 cyl			
PX 2.2Liter 2 Valves, Gasoline	08/1985 - 12/1990	2226 cc	81.00 X 86.40	5 cyl			
NF 2.3Liter 2 Valves, Gasoline	08/1986 - 11/1994	2309 cc	82.50 X 86.40	5 cyl			
NG 2.3Liter 2 Valves, Gasoline	08/1986 - 11/1994	2309 cc	82.50 X 86.40	5 cyl			
PR 2.3Liter 2 Valves, Gasoline	08/1989 - 12/1990	2309 cc	82.50 X 86.40	5 cyl			
AAR 2.3Liter 2 Valves, Gasoline	12/1990 - 06/1996	2309 cc	82.50 X 86.40	5 cyl			
7A 2.3Liter 4 Valves, Gasoline	06/1988 - 12/1991	2309 cc	82.50 X 86.40	5 cyl			
CR 505AM STD/0.25/0.5/0.75/1.0	C4104	5 Pairs		1.8802/1.8810 47.757/47.777	1.9921/1.9929 50.599/50.620	0.747 18.97	0.0552 1.402
MB 605AM STD/0.25/0.5/0.75/1.0	M 601U M 601L	6 Pairs	1,2,3,4, 5,6	2.2818/2.2826 57.958/57.978	2.4803/2.4810 63.000/63.017	0.727 18.47	0.0984 2.499
TW2009AM STD/0.25/0.5	W2009D W2009E	2 Pairs		2.5000 63.500	3.0394 77.201	0.000 0.00	0.0780 1.981
MB 633AM STD/0.25/0.5/0.75 Optional to MB 605AM (set includes thrustwashers) contains thrustwashers	M 601U M 601L	6 Pairs	1,2,3,4, 5,6	2.2818/2.2826 57.958/57.978	2.4803/2.4810 63.000/63.017	0.727 18.47	0.0984 2.499
	W2009D W2009E	2 Pairs		2.5000 63.500	3.0394 77.201	0.004 0.10	0.0780 1.981
35	RT 2.0Liter SOHC/OHC, 10 Valves, L, Gasoline	07/1980 - 11/1990	1994 cc	81.00 X 77.40	5 cyl		
	HY 2.2Liter SOHC/OHC, 10 Valves, L, Gasoline		2226 cc	81.00 X 86.40	5 cyl		
	JT 2.2Liter SOHC/OHC, 10 Valves, L, Gasoline	08/1980 - 06/1989	2226 cc	81.00 X 86.40	5 cyl		
	PX 2.2Liter SOHC/OHC, 10 Valves, L, Gasoline	08/1982 - 11/1990	2226 cc	81.00 X 86.40	5 cyl		
	7A 2.3Liter DOHC, 20 Valves, L, Gasoline	04/1987 - 12/1996	2309 cc	82.50 X 86.40	5 cyl		
							35









Audi				Audi				
King Set No.	Part No.	Qty.	Position	Crankshaft Diameter	Housing Diameter	Length	Wall Thickness	
AAR 2.3Liter SOHC/OHC, 10 Valves, L, Gasoline	08/1982 - 12/1997	2309 cc	82.50 X 86.40	5 cyl				
NG 2.3Liter SOHC/OHC, 10 Valves, L, Diesel	07/1980 - 08/2000	2309 cc	82.50 X 86.40	5 cyl				
CR 505AM STD/0.25/0.5/0.75/1.0	C4104	5 Pairs		1.8802/1.8810 47.757/47.777	1.9921/1.9929 50.599/50.620	0.747 18.97	0.0552 1.402	
MB 601AM crank flange length mm STD 24.94/24.89 0.25 25.04/24.99 0.5 25.04/24.99 0.75 25.04/24.99 1.0 25.04/24.99	M 601U M 601L	5 Pairs	1,2,4,5, 6	2.2818/2.2826 57.958/57.978	2.4803/2.4810 63.000/63.017	0.727 18.47	0.0984 2.499	
	F 601U F 601L	1 Pair	3	2.2818/2.2826 57.958/57.978	2.4803/2.4810 63.000/63.017	0.986 25.04	0.0984 2.499	
TW2009AM STD/0.25/0.5	W2009D W2009E	2 Pairs		2.5000 63.500	3.0394 77.201	0.000 0.00	0.0780 1.981	
MB 605AM STD/0.25/0.5/0.75/1.0 Optional to MB 601AM (requires thrustwashers)	M 601U M 601L	6 Pairs	1,2,3,4, 5,6	2.2818/2.2826 57.958/57.978	2.4803/2.4810 63.000/63.017	0.727 18.47	0.0984 2.499	
MB 633AM STD/0.25/0.5/0.75 Optional to MB 605AM (set includes thrustwashers) contains thrustwashers	M 601U M 601L	6 Pairs	1,2,3,4, 5,6	2.2818/2.2826 57.958/57.978	2.4803/2.4810 63.000/63.017	0.727 18.47	0.0984 2.499	
	W2009D W2009E	2 Pairs		2.5000 63.500	3.0394 77.201	0.004 0.10	0.0780 1.981	
36	KH 2.1Liter SOHC/OHC, 10 Valves, vin C, Gasoline Turbocharged	2144 cc	79.50 X 86.40	5 cyl			36	
	1B 2.2Liter SOHC/OHC, 10 Valves, Gasoline Turbocharged	07/1980 -	2226 cc	81.00 X 86.40	5 cyl			
	2B 2.2Liter SOHC/OHC, 10 Valves, Gasoline Turbocharged	07/1980 - 12/1991	2226 cc	81.00 X 86.40	5 cyl			
	MC 2.2Liter SOHC/OHC, 10 Valves, Gasoline Turbocharged	08/1988 - 09/1999	2226 cc	81.00 X 86.40	5 cyl			
CR 501AM STD/0.25/0.5/0.75/1.0/1.5	C 411	5 Pairs		1.8086/1.8094 45.938/45.959	1.9291/1.9297 48.999/49.014	0.747 18.97	0.0591 1.501	
MB 605AM STD/0.25/0.5/0.75/1.0	M 601U M 601L	6 Pairs	1,2,3,4, 5,6	2.2818/2.2826 57.958/57.978	2.4803/2.4810 63.000/63.017	0.727 18.47	0.0984 2.499	
TW2009AM STD/0.25/0.5	W2009D W2009E	2 Pairs		2.5000 63.500	3.0394 77.201	0.000 0.00	0.0780 1.981	
MB 633AM STD/0.25/0.5/0.75 Optional to MB 605AM (set includes thrustwashers) contains thrustwashers	M 601U M 601L	6 Pairs	1,2,3,4, 5,6	2.2818/2.2826 57.958/57.978	2.4803/2.4810 63.000/63.017	0.727 18.47	0.0984 2.499	
	W2009D W2009E	2 Pairs		2.5000 63.500	3.0394 77.201	0.004 0.10	0.0780 1.981	
37	3B 2.2Liter DOHC, 20 Valves, Gasoline Turbocharged	03/1969 - 07/2001	2226 cc	81.00 X 86.40	5 cyl		37	
	AAN 2.2Liter DOHC, 20 Valves, Gasoline Turbocharged	10/1988 - 12/1997	2226 cc	81.00 X 86.40	5 cyl			
	AAT 2.5Liter SOHC/OHC, 10 Valves, Diesel Turbocharged	08/1982 - 12/1997	2461 cc	81.00 X 95.50	5 cyl			
MB 601AM crank flange length mm STD 24.94/24.89 0.25 25.04/24.99 0.5 25.04/24.99 0.75 25.04/24.99 1.0 25.04/24.99	M 601U M 601L	5 Pairs	1,2,4,5, 6	2.2818/2.2826 57.958/57.978	2.4803/2.4810 63.000/63.017	0.727 18.47	0.0984 2.499	
	F 601U F 601L	1 Pair	3	2.2818/2.2826 57.958/57.978	2.4803/2.4810 63.000/63.017	0.986 25.04	0.0984 2.499	
TW2009AM STD/0.25/0.5	W2009D W2009E	2 Pairs		2.5000 63.500	3.0394 77.201	0.000 0.00	0.0780 1.981	
MB 605AM STD/0.25/0.5/0.75/1.0 Optional to MB 601AM (requires thrustwashers)	M 601U M 601L	6 Pairs	1,2,3,4, 5,6	2.2818/2.2826 57.958/57.978	2.4803/2.4810 63.000/63.017	0.727 18.47	0.0984 2.499	

Audi				Audi			
							
King Set No.	Part No.	Qty.	Position	Crankshaft Diameter	Housing Diameter	Length	Wall Thickness
MB 633AM STD/0.25/0.5/0.75 Optional to MB 605AM (set includes thrustwashers) contains thrustwashers	M 601U M 601L	6 Pairs	1,2,3,4, 5,6	2.2818/2.2826 57.958/57.978	2.4803/2.4810 63.000/63.017	0.727 18.47	0.0984 2.499
	W2009D W2009E	2 Pairs		2.5000 63.500	3.0394 77.201	0.004 0.10	0.0780 1.981
38	AAS 2.4Liter SOHC/OHC, 10 Valves, Diesel	12/1990 - 11/1994	2370 cc	79.50 X 95.50	5 cyl		38
CR 502AM STD/0.25/0.5/0.75/1.0/1.5	C 437	5 Pairs		1.8802/1.8810 47.757/47.777	1.9921/1.9929 50.599/50.620	0.748 19.00	0.0552 1.402
MB 605AM STD/0.25/0.5/0.75/1.0	M 601U M 601L	6 Pairs	1,2,3,4, 5,6	2.2818/2.2826 57.958/57.978	2.4803/2.4810 63.000/63.017	0.727 18.47	0.0984 2.499
TW2009AM STD/0.25/0.5	W2009D W2009E	2 Pairs		2.5000 63.500	3.0394 77.201	0.000 0.00	0.0780 1.981
MB 633AM STD/0.25/0.5/0.75 Optional to MB 605AM (set includes thrustwashers) contains thrustwashers	M 601U M 601L	6 Pairs	1,2,3,4, 5,6	2.2818/2.2826 57.958/57.978	2.4803/2.4810 63.000/63.017	0.727 18.47	0.0984 2.499
	W2009D W2009E	2 Pairs		2.5000 63.500	3.0394 77.201	0.004 0.10	0.0780 1.981
39	ACZ 2.6Liter SOHC/OHC, 12 Valves, Gasoline	08/1988 - 09/2001	2598 cc	82.50 X 81.00	6 cyl		39
	AAH 2.8Liter SOHC/OHC, 12 Valves, Gasoline	10/1988 - 12/2002	2771 cc	82.50 X 86.10	6 cyl		
	ACK 2.8Liter DOHC, 30 Valves, Gasoline	08/1996 - 11/2000	2771 cc	82.50 X 86.40	6 cyl		
	AEJ 2.8Liter SOHC/OHC, 12 Valves, Gasoline		2771 cc	82.50 X 86.40	6 cyl		
	AGE 2.8Liter DOHC, 30 Valves, V, Gasoline		2771 cc	82.50 X 86.40	6 cyl		
	ASN 3.0Liter DOHC, 30 Valves, Gasoline	01/1997 - 12/2004	2976 cc	82.50 X 92.80	6 cyl		
CR6778SI STD/0.25/0.5/1.0	C6778	6 Pairs		2.1243/2.1251 53.957/53.978	2.2677/2.2682 57.600/57.612	0.665 16.90	0.0711 1.806
MB4073SI STD/0.25/0.5/0.75/1.0	M4073U M4073L	4 Pairs		2.5574/2.5582 64.958/64.978	2.7559/2.7566 70.000/70.018	0.724 18.40	0.0984 2.499
40	BUB 3.2Liter DOHC, 24 Valves, Gasoline	10/2003 -	3189 cc	84.00 X 95.90	6 cyl		40
	BHK 3.6Liter DOHC, 24 Valves, Gasoline	10/2002 - 05/2010	3597 cc	89.00 X 96.40	6 cyl		
CR6764AM STD/0.25/0.5/0.75/1.0	C6764	6 Pairs		2.1243/2.1251 53.957/53.978	2.2362/2.2370 56.799/56.820	0.665 16.90	0.0552 1.402
MB7089AM STD/0.25/0.5/0.75	M7089U M7089L	7 Pairs	1,2,3,4, 5,6,7	2.3606/2.3613 59.959/59.977	2.5591/2.5594 65.001/65.009	0.669 17.00	0.0985 2.502
CR6764XP STD/0.25/0.5 Optional to CR6764AM (Race bearings, Tri-metal [pMax Black])	C6764-PR	6 Pairs		2.1243/2.1251 53.957/53.978	2.2362/2.2370 56.799/56.820	0.665 16.90	0.0552 1.402
MB7089XP STD/0.25/0.5 Optional to MB7089AM (Race bearings, Tri-metal [pMax Black])	M7089U-PR M7089L-PR	7 Pairs	1,2,3,4, 5,6,7	2.3606/2.3613 59.959/59.977	2.5591/2.5594 65.001/65.009	0.669 17.00	0.0985 2.502
41	PT 3.6Liter DOHC, 32 Valves, Gasoline	10/1988 - 02/1994	3562 cc	81.00 X 86.40	8 cyl		41
	AEW 3.7Liter DOHC, 32 Valves, Gasoline	03/1994 - 12/2002	3697 cc	84.50 X 82.40	8 cyl		
	AKC 3.7Liter DOHC, 40 Valves, Gasoline	03/1994 - 12/2002	3697 cc	84.50 X 82.40	8 cyl		
	AQG 3.7Liter DOHC, 40 Valves, Gasoline	03/1994 - 01/2005	3697 cc	84.50 X 82.40	8 cyl		
CR 893AM STD/0.25/0.5/1.0	C6764	8 Pairs		2.1243/2.1251 53.957/53.978	2.2362/2.2370 56.799/56.820	0.665 16.90	0.0552 1.402









Engine Index: Austin

Engine-Code	Years	Cyl	CC	Line
A Series, 0.8Liter		4	848	1
A Series, 0.9Liter		4	948	1
A Series, 1.0Liter		4	998	1
A+ Series 1.0Liter		4	998	2
A Series, 1.1Liter		4	1071	3
A Series, 1.1Liter c.r 7.5		4	1098	4
A Series, 1.1Liter c.r. 9.8		4	1098	4
A Series, 1.1Liter		4	1098	1
A Series, 1.3Liter c.r. 12		4	1275	3
A Series, 1.3Liter c.r. 11.7		4	1275	3
A Series, 1.3Liter c.r. 10.96		4	1275	3
A+ SERIES 2965/2934		4	1275	3
E Series, 1.5Liter OHC		4	1485	5
B series, 1.5Liter		4	1489	6
R Series, 1.6Liter OHC		4	1598	5
S Series, 1.6Liter OHC		4	1598	5
B Series, 1.6Liter		4	1622	6
O Series, 1.7Liter OHC		4	1695	7
E Series, 1.8Liter OHC		4	1748	5
B Series 2955/2953		4	1798	8
O Series, 2.0Liter OHC, Carburetor FI		4	1994	7
O Series, 2.0Liter OHC		4	1994	7
Prima 65 Diesel 2.0Liter		4	1994	9
Prima 80T D 2.0Liter, Diesel Turbocharged		4	1994	9
22 UA Diesel 2.2Liter		4	2178	10
EA Series 2.5Liter, Diesel		4	2520	10
C Type C26M 2.6Liter		6	2639	11
WA 2.9Liter		6	2912	11
C Series 2.9Liter, 4 bearing crankshaft	01/1959 - 01/1967	6	2912	11
C Series 2.9Liter, 7 bearing crankshaft	01/1967 - 12/1970	6	2912	12

Austin				Austin			
King Set No.	Part No.	Qty.	Position	Crankshaft Diameter	Housing Diameter	Length	Wall Thickness
1	A Series, 0.8Liter	848 cc	62.92 X 68.26	4 cyl			1
	A Series, 0.9Liter	948 cc	62.93 X 76.20	4 cyl			
	A Series, 1.0Liter	998 cc	64.57 X 76.20	4 cyl			
	A Series, 1.1Liter	1098 cc	64.57 X 83.72	4 cyl			
CR 417AM STD/010/020/030/040/050/060	C 417	4 Pairs		1.6254/1.6259 41.285/41.298	1.7705/1.7710 44.971/44.983	0.879 22.32	0.0719 1.826
CR 417CP STD/010/020/030/040	C 417	4 Pairs		1.6254/1.6259 41.285/41.298	1.7705/1.7710 44.971/44.983	0.879 22.32	0.0720 1.829
MB 311AM STD/010/020/030/040/050 1960-1969	M 311	3 Pairs		1.7505/1.7510 44.463/44.475	1.8960/1.8965 48.158/48.171	1.191 30.25	0.0723 1.836
MB 321AM STD/010/020/030/040/050/060 1969-1980	M 321	3 Pairs		1.7505/1.7510 44.463/44.475	1.8960/1.8965 48.158/48.171	1.066 27.08	0.0721 1.831
2	A+ Series 1.0Liter	998 cc	64.57 X 76.20	4 cyl			2
CR 417AM STD/010/020/030/040/050/060	C 417	4 Pairs		1.6254/1.6259 41.285/41.298	1.7705/1.7710 44.971/44.983	0.879 22.32	0.0719 1.826









Austin				Austin			
							
King Set No.	Part No.	Qty.	Position	Crankshaft Diameter	Housing Diameter	Length	Wall Thickness
CR 417CP STD/010/020/030/040	C 417	4 Pairs		1.6254/1.6259 41.285/41.298	1.7705/1.7710 44.971/44.983	0.879 22.32	0.0720 1.829
MB 305AM STD/010/020/030 1983-	M 305U M 305L	3 Pairs		1.7507/1.7512 44.468/44.480	1.8959/1.8967 48.156/48.176	1.056 26.82	0.0721 1.831
MB 321AM STD/010/020/030/040/050/060 1980-1983	M 321	3 Pairs		1.7505/1.7510 44.463/44.475	1.8960/1.8965 48.158/48.171	1.066 27.08	0.0721 1.831
TW 206CP STD/0.25/0.5	W 206/D W 206/E	2 Pairs		0.0000 0.000	0.0000 0.000	0.000 0.00	0.0000 0.000
3	A Series, 1.1Liter		1071 cc	70.61 X 68.35	4 cyl		3
	A Series, 1.3Liter c.r. 12		1275 cc	70.61 X 81.28	4 cyl		
	A Series, 1.3Liter c.r. 11.7		1275 cc	70.61 X 81.28	4 cyl		
	A Series, 1.3Liter c.r. 10.96		1275 cc	70.61 X 81.28	4 cyl		
	A+ SERIES 2965/2934		1275 cc	70.61 X 81.28	4 cyl		
CR 417AM STD/010/020/030/040/050/060	C 417	4 Pairs		1.6254/1.6259 41.285/41.298	1.7705/1.7710 44.971/44.983	0.879 22.32	0.0719 1.826
CR 417CP STD/010/020/030/040	C 417	4 Pairs		1.6254/1.6259 41.285/41.298	1.7705/1.7710 44.971/44.983	0.879 22.32	0.0720 1.829
CR4441AM STD/010/020/030/040/060 without oil hole	C4441	4 Pairs		1.7504/1.7509 44.460/44.473	1.8955/1.8960 48.146/48.158	0.849 21.56	0.0718 1.824
CR4441CP STD/010/020/030/040 without oil hole	C4441	4 Pairs		1.7504/1.7509 44.460/44.473	1.8955/1.8960 48.146/48.158	0.849 21.56	0.0719 1.826
MB 313AM STD/010/020 1983- 180 degree oil hole	M 328 M 313	3 Pairs		2.0005/2.0010 50.813/50.825	2.1460/2.1465 54.508/54.521	0.984 24.99	0.0720 1.829
MB 328AM STD/010/020/030/040/050/060 360 degree oil groove	M 328	3 Pairs		2.0005/2.0010 50.813/50.825	2.1460/2.1465 54.508/54.521	0.984 24.99	0.0720 1.829
MB 328CP STD/010/020/030/040 360 degree oil groove	M 328	3 Pairs		2.0005/2.0010 50.813/50.825	2.1460/2.1465 54.508/54.521	0.984 24.99	0.0721 1.831
TW 215CP STD/0.25/0.5	W 215/D W 215/E	2 Pairs		2.2150/2.2250 56.261/56.515	2.9950/3.0050 76.073/76.327	0.000 0.00	0.0930 2.362
4	A Series, 1.1Liter c.r 7.5		1098 cc	64.57 X 83.72	4 cyl		4
	A Series, 1.1Liter c.r. 9.8		1098 cc	64.57 X 83.72	4 cyl		
CR 417AM STD/010/020/030/040/050/060	C 417	4 Pairs		1.6254/1.6259 41.285/41.298	1.7705/1.7710 44.971/44.983	0.879 22.32	0.0719 1.826
CR 417CP STD/010/020/030/040	C 417	4 Pairs		1.6254/1.6259 41.285/41.298	1.7705/1.7710 44.971/44.983	0.879 22.32	0.0720 1.829
MB 321AM STD/010/020/030/040/050/060 1963-1964	M 321	3 Pairs		1.7505/1.7510 44.463/44.475	1.8960/1.8965 48.158/48.171	1.066 27.08	0.0721 1.831
MB 328AM STD/010/020/030/040/050/060 1964-1966 360 degree oil groove	M 328	3 Pairs		2.0005/2.0010 50.813/50.825	2.1460/2.1465 54.508/54.521	0.984 24.99	0.0720 1.829
MB 328CP STD/010/020/030/040 360 degree oil groove	M 328	3 Pairs		2.0005/2.0010 50.813/50.825	2.1460/2.1465 54.508/54.521	0.984 24.99	0.0721 1.831
TW 206CP STD/0.25/0.5 1963-1964	W 206/D W 206/E	2 Pairs		0.0000 0.000	0.0000 0.000	0.000 0.00	0.0000 0.000
TW 215CP STD/0.25/0.5 1964-1966	W 215/D W 215/E	2 Pairs		2.2150/2.2250 56.261/56.515	2.9950/3.0050 76.073/76.327	0.000 0.00	0.0930 2.362

Austin				Austin				
King Set No.	Part No.	Qty.	Position	Crankshaft Diameter	Housing Diameter	Length	Wall Thickness	
5	E Series, 1.5Liter OHC			1485 cc 76.20 X 81.28	4 cyl		5	
	R Series, 1.6Liter OHC			1598 cc 76.20 X 87.60	4 cyl			
	S Series, 1.6Liter OHC			1598 cc 76.20 X 87.60	4 cyl			
	E Series, 1.8Liter OHC			1748 cc 76.20 X 95.76	4 cyl			
CR4011AM STD/010/020/060	C4011	4 Pairs		1.8759/1.8764 47.648/47.661	2.0210/2.0215 51.333/51.346	0.664 16.87	0.0718 1.824	
MB5552AM STD/010/020/030	M5552/1	4 Pairs	1,2,3,5	2.2515/2.2520 57.188/57.201	2.3950/2.3955 60.833/60.846	0.820 20.83	0.0709 1.801	
	M5552/4	1 Pair	4	2.2515/2.2520 57.188/57.201	2.3950/2.3955 60.833/60.846	0.820 20.83	0.0705 1.791	
6	B series, 1.5Liter			1489 cc 73.03 X 88.88	4 cyl		6	
	B Series, 1.6Liter			1622 cc 76.19 X 89.00	4 cyl			
CR 420AM STD/010/020	C 420	4 Pairs		1.8759/1.8764 47.648/47.661	2.0210/2.0215 51.333/51.346	1.004 25.50	0.0720 1.829	
CR4490AM STD/010/020 1966-	C4490	4 Pairs		2.0005/2.0010 50.813/50.825	2.1460/2.1465 54.508/54.521	0.969 24.60	0.0720 1.829	
MB 347AM STD/010/020/040	M 347	3 Pairs		2.0005/2.0010 50.813/50.825	2.1460/2.1465 54.508/54.521	1.222 31.04	0.0720 1.829	
7	O Series, 1.7Liter OHC			1695 cc 84.44 X 75.80	4 cyl		7	
	O Series, 2.0Liter OHC, Carburetor FI			1994 cc 84.44 X 89.00	4 cyl			
	O Series, 2.0Liter OHC			1994 cc 84.44 X 89.00	4 cyl			
CR4064AM STD/010/020	C4064	4 Pairs		1.8759/1.8764 47.648/47.661	2.0210/2.0215 51.333/51.346	0.784 19.90	0.0717 1.821	
CR4064CP STD/010/020	C4064	4 Pairs		1.8759/1.8764 47.648/47.661	2.0210/2.0215 51.333/51.346	0.784 19.90	0.0718 1.824	
MB5594AM STD/010/020/030	M5594/1	3 Pairs	1,3,5	2.1265/2.1270 54.013/54.026	2.2710/2.2715 57.683/57.696	1.129 28.68	0.0716 1.819	
	M5594/2	2 Pairs	2,4	2.1265/2.1270 54.013/54.026	2.2710/2.2715 57.683/57.696	0.769 19.54	0.0716 1.819	
TW 216AM STD/0.25	W 216D W 216E	2 Pairs		2.3400/2.3500 59.436/59.690	2.9330/2.9430 74.498/74.752	0.000 0.00	0.0930 2.362	
8	B Series 2955/2953			1798 cc 80.25 X 88.90	4 cyl		8	
CR4403AM STD/010/020/030/040/050/060	C4403	4 Pairs		1.8759/1.8764 47.648/47.661	2.0210/2.0215 51.333/51.346	0.784 19.90	0.0719 1.826	
CR4403CP STD/010/020/030/040	C4403	4 Pairs		1.8759/1.8764 47.648/47.661	2.0210/2.0215 51.333/51.346	0.784 19.90	0.0720 1.829	
MB 520AM STD/010/020/030/040/050/060	M 520/1	3 Pairs	1,3,5	2.1265/2.1270 54.013/54.026	2.2710/2.2715 57.683/57.696	1.129 28.68	0.0715 1.816	
	M 520/2	2 Pairs	2,4	2.1265/2.1270 54.013/54.026	2.2710/2.2715 57.683/57.696	0.769 19.54	0.0715 1.816	
TW 216AM STD/0.25	W 216D W 216E	2 Pairs		2.3400/2.3500 59.436/59.690	2.9330/2.9430 74.498/74.752	0.000 0.00	0.0930 2.362	
9	Prima 65 Diesel 2.0Liter			1994 cc 84.44 X 89.00	4 cyl		9	
	Prima 80T D 2.0Liter, Diesel Turbocharged			1994 cc 84.44 X 89.00	4 cyl			
CR4025AM STD/0.3/0.5/0.8/1.0	C4025	4 Pairs		2.1256/2.1264 53.990/54.011	2.2710/2.2715 57.683/57.696	0.799 20.30	0.0718 1.824	
MB5561AM STD/0.3/0.5/0.8	M5561/1U M5561/1L	4 Pairs	1,2,4,5	2.2437/2.2445 56.990/57.010	2.3899/2.3905 60.703/60.719	0.889 22.58	0.0722 1.834	
	M5561/3U M5561/3L	1 Pair	3	2.2437/2.2445 56.990/57.010	2.3899/2.3905 60.703/60.719	0.964 24.48	0.0722 1.834	

Austin				Austin			
							
King Set No.	Part No.	Qty.	Position	Crankshaft Diameter	Housing Diameter	Length	Wall Thickness
10	22 UA Diesel 2.2Liter		2178 cc	82.55 X 101.60	4 cyl		10
	EA Series 2.5Liter, Diesel		2520 cc	88.90 X 101.50	4 cyl		
CR4491AM STD/010/020/030/050/060	C4491	4 Pairs		2.2480/2.2485 57.099/57.112	2.3950/2.3955 60.833/60.846	1.004 25.50	0.0723 1.836
11	C Type C26M 2.6Liter		2639 cc	79.38 X 88.90	6 cyl		11
	WA 2.9Liter		2912 cc	83.33 X 89.00	6 cyl		
	C Series 2.9Liter, 4 bearing crankshaft	01/1959 - 01/1967	2912 cc	83.33 X 89.00	6 cyl		
CR6631CP STD/010/020/030/040/060	C6631	6 Pairs		2.0000/2.0005 50.800/50.813	2.1140/2.1145 53.696/53.708	1.129 28.68	0.0562 1.427
MB 460CP STD/010/020/030/040/060	M 460	4 Pairs		2.3742/2.3747 60.305/60.317	2.5210/2.5215 64.033/64.046	1.504 38.20	0.0723 1.836
12	C Series 2.9Liter, 7 bearing crankshaft	01/1967 - 12/1970	2912 cc	83.33 X 88.90	6 cyl		12
CR6626AM STD/010/020/030	C6626	6 Pairs		2.0000/2.0005 50.800/50.813	2.1140/2.1145 53.696/53.708	0.902 22.90	0.0563 1.430
MB 789AM STD/010/020/030	M 789/1	5 Pairs		2.3742/2.3747 60.305/60.317	2.5210/2.5215 64.033/64.046	0.951 24.16	0.0728 1.849
	M 789/4	2 Pairs		2.3742/2.3747 60.305/60.317	2.5210/2.5215 64.033/64.046	1.069 27.16	0.0728 1.849

Engine Index: Autobianchi









Engine-Code	Years	Cyl	CC	Line
100GB-146A 0.9Liter		4	903	1
100GBC/GBS/GF 0.9Liter		4	903	2
A112B1.054 1.0Liter		4	965	2
A112 58hp 1.0Liter		4	982	3
157A2.000 1.0Liter		4	999	4
A112 70hp 1.1Liter		4	1048	3
156A/156A1.000 1.1Liter		4	1049	5
160A3.000 1.1Liter		4	1108	4
124A/B/BL/FA.00 1.2Liter		4	1197	6
124AC/AC3/AZ2 1.4Liter		4	1438	6

Autobianchi				Autobianchi			
							
King Set No.	Part No.	Qty.	Position	Crankshaft Diameter	Housing Diameter	Length	Wall Thickness
1	100GB-146A 0.9Liter		903 cc	65.00 X 68.00	4 cyl		1
CR 414AM STD/010/020/030/040/050/060	C 414	4 Pairs		1.5743/1.5751 39.987/40.008	1.7188/1.7193 43.658/43.670	0.651 16.54	0.0715 1.816
TW 104AM STD/0.25	W 104	1 Pair		2.1500/2.1600 54.610/54.864	2.7400/2.7500 69.596/69.850	0.000 0.00	0.0920 2.337

Autobianchi				Autobianchi				
King Set No.	Part No.	Qty.	Position	Crankshaft Diameter	Housing Diameter	Length	Wall Thickness	
2	100GBC/GBS/GF 0.9Liter	903 cc	65.00 X 68.00	4 cyl	2			
	A112B1.054 1.0Liter	965 cc	67.20 X 68.00	4 cyl				
CR 414AM STD/010/020/030/040/050/060	C 414	4 Pairs		1.5743/1.5751 39.987/40.008	1.7188/1.7193 43.658/43.670	0.651 16.54	0.0715 1.816	
MB3306AM STD/010/020/030/040	M3306/1U	2 Pairs	1,3	1.9996/2.0002 50.790/50.805	2.1460/2.1465 54.508/54.521	0.811 20.60	0.0724 1.839	
	M3306/2U	1 Pair	2	1.9996/2.0002 50.790/50.805	2.1460/2.1465 54.508/54.521	0.896 22.75	0.0724 1.839	
TW 104AM STD/0.25	W 104	1 Pair		2.1500/2.1600 54.610/54.864	2.7400/2.7500 69.596/69.850	0.000 0.00	0.0920 2.337	
3	A112 58hp 1.0Liter	982 cc	65.00 X 74.00	4 cyl	3			
	A112 70hp 1.1Liter	1048 cc	67.20 X 74.00	4 cyl				
CR 414AM STD/010/020/030/040/050/060	C 414	4 Pairs		1.5743/1.5751 39.987/40.008	1.7188/1.7193 43.658/43.670	0.651 16.54	0.0715 1.816	
4	157A2.000 1.0Liter	999 cc	70.00 X 64.90	4 cyl	4			
	160A3.000 1.1Liter	1108 cc	70.00 X 72.00	4 cyl				
CR4122AM STD/010/020/030/040/050/060	C4122	4 Pairs		1.4956/1.4964 37.988/38.009	1.6192/1.6197 41.128/41.140	0.747 18.97	0.0610 1.549	
MB5207AM -1992 crank flange length mm STD 23.82/23.77 010 23.82/23.77 020 23.82/23.77 030 23.82/23.77 040 23.82/23.77	M5207	4 Pairs	1,2,4,5	1.7315/1.7323 43.980/44.000	1.8781/1.8787 47.704/47.719	0.747 18.97	0.0725 1.842	
	F5207 M5207	1 Pair	3	1.7315/1.7323 43.980/44.000	1.8781/1.8787 47.704/47.719	0.942 23.92	0.0725 1.842	
MB5208AM 1992- crank flange length mm STD 23.82/23.77 010 23.82/23.77 020 23.82/23.77 030 23.82/23.77 040 23.82/23.77	M5207	4 Pairs	1,2,4,5	1.7315/1.7323 43.980/44.000	1.8781/1.8787 47.704/47.719	0.747 18.97	0.0725 1.842	
	F5208 M5207	1 Pair	3	1.7315/1.7323 43.980/44.000	1.8781/1.8787 47.704/47.719	0.942 23.92	0.0725 1.842	
5	156A/156A1.000 1.1Liter	1049 cc	76.00 X 57.80	4 cyl	5			
CR4483AM STD/010/020/030/040/050/060	C4483	4 Pairs		1.7322/1.7326 43.998/44.008	1.8555/1.8560 47.130/47.142	0.727 18.47	0.0607 1.542	
MB 593AM STD/010/020/030/040/050	M 593/1	4 Pairs	1,2,4,5	1.8976/1.8979 48.199/48.207	2.0441/2.0446 51.920/51.933	0.694 17.63	0.0724 1.839	
	M 593/3	1 Pair	3	1.8976/1.8979 48.199/48.207	2.0441/2.0446 51.920/51.933	0.993 25.22	0.0724 1.839	
PB 201CP STD	B 201	2 Bushes		0.8480/0.8520 21.539/21.641	0.9425/0.9438 23.940/23.973	0.988 25.10	0.0476 1.209	
6	124A/B/BL/FA.00 1.2Liter	1197 cc	73.00 X 71.50	4 cyl	6			
	124AC/AC3/AZ2 1.4Liter	1438 cc	80.00 X 71.50	4 cyl				
CR4099AM STD/010/020/030/040/050/060 3 oil holes	C4099	4 Pairs		1.7916/1.7924 45.507/45.527	1.9145/1.9152 48.628/48.646	0.755 19.17	0.0607 1.542	
MB5549AM STD/010/020/030/040/050	M5549/1	4 Pairs	1,2,4,5	1.9990/1.9998 50.775/50.795	2.1459/2.1465 54.506/54.521	0.797 20.23	0.0724 1.839	
	M5549/3	1 Pair	3	1.9990/1.9998 50.775/50.795	2.1459/2.1465 54.506/54.521	0.894 22.70	0.0724 1.839	
TW 105AM STD/0.10/0.25	W 105	1 Pair		2.2280/2.2380 56.591/56.845	2.7400/2.7500 69.596/69.850	0.000 0.00	0.0920 2.337	









Autobianchi









Autobianchi









 King Set No.	 Part No.	 Qty.	 Position	 Crankshaft Diameter	 Housing Diameter	 Length	 Wall Thickness
TW1009AM STD with inside locating lugs	W1009	1 Pair		2.2287/2.2387 56.609/56.863	2.7400/2.7500 69.596/69.850	0.000 0.00	0.0930 2.362









Engine Index: BMW

Engine-Code	Years	Cyl	CC	Line
M10 B15 1.5Liter CIH, 8 Valves, Gasoline	10/1962 - 11/1972	4	1500	1
M40 B16 1.6Liter SOHC/OHC, 8 Valves, Gasoline	09/1982 - 02/1998	4	1596	2
M43 B16 1.6Liter SOHC/OHC, 8 Valves, Gasoline	09/1990 - 04/2005	4	1596	2
M41 D18 1.7Liter SOHC/OHC, 8 Valves, Diesel Turbocharged	09/1990 - 08/2000	4	1665	3
M10 B18 1.8Liter SOHC, 8 Valves, Gasoline		4	1773	1
M40 B18 1.8Liter SOHC/OHC, 8 Valves, Gasoline	09/1982 - 02/1998	4	1796	2
M43 B18 1.8Liter SOHC/OHC, 8 Valves, Gasoline	12/1987 - 01/2003	4	1796	2
M44 B19 1.9Liter DOHC, 16 Valves, Gasoline	09/1990 - 01/2003	4	1895	2
M43 B19 1.9Liter SOHC/OHC, 8 Valves, Gasoline	03/1994 - 04/2005	4	1895	2
M47 D20 2.0Liter DOHC, 16 Valves, Diesel Turbocharged	11/1995 - 04/2005	4	1951	4
M10 B20 (Turbo) 2.0Liter CIH, 8 Valves, Gasoline Turbocharged	04/1966 - 07/1977	4	1990	1
M20 B20 2.0Liter CIH, 12 Valves, Gasoline	08/1972 - 11/1995	6	1990	5
M52 B20, M50 B20 2.0Liter DOHC, 24 Valves, Gasoline	12/1987 - 04/2005	6	1990	5
M10 B20 2.0Liter CIH, 8 Valves, Gasoline	10/1962 - 03/1984	4	1991	1
N42 B20 2.0Liter DOHC, 16 Valves, Gasoline	02/1998 -	4	1995	6
N46 B20 2.0Liter DOHC, 16 Valves, Gasoline	07/2003 -	4	1995	6
M20 B23 2.3Liter CIH, 12 Valves, Diesel	06/1975 - 03/1992	6	2315	5
M21 D24 2.5Liter SOHC/OHC, 12 Valves, L, Diesel Turbocharged	06/1980 - 11/1995	6	2443	7
M20 B25 2.5Liter CIH, 12 Valves, Gasoline	09/1982 - 11/1995	6	2494	5
M50 B25 2.5Liter DOHC, 24 Valves, Gasoline	12/1987 - 04/1999	6	2494	5
M52 B25 2.5Liter DOHC, 24 Valves, Gasoline	12/1987 - 04/2005	6	2494	5
M30 B25 2.5Liter CIH, 12 Valves, Diesel	10/1965 - 08/1981	6	2496	8
M57 D25 2.5Liter DOHC, 24 Valves, L, Diesel Turbocharged	11/1995 - 05/2004	6	2497	7
M51 D25 2.5Liter SOHC/OHC, 12 Valves, L, Diesel Turbocharged	12/1987 - 05/2004	6	2498	7
M20 B27 2.7Liter CIH, 12 Valves, Gasoline	06/1980 - 03/1992	6	2694	5
M30 B28 2.8Liter CIH, 12 Valves, Gasoline	10/1965 - 09/1990	6	2788	8
M52 B28 2.8Liter DOHC, 24 Valves, Gasoline	09/1990 - 04/2005	6	2793	5
M57 D30 3.0Liter SOHC/OHC, 24 Valves, L, Diesel Turbocharged	10/1994 - 04/2005	6	2926	7
M30 B30 3.0Liter CIH, 12 Valves, Gasoline	04/1976 - 11/1995	6	2987	8
M30 B32 3.2Liter CIH, 12 Valves, Gasoline	04/1976 - 09/1990	6	3210	8
M30 B32 (Turbo) 3.2Liter CIH, 12 Valves, Gasoline Turbocharged	05/1977 - 08/1986	6	3210	8
M30 B33 3.3Liter CIH, 12 Valves, Gasoline	10/1968 - 04/1977	6	3297	8
M30 B35 3.4Liter CIH, 12 Valves, Gasoline Turbocharged	04/1976 - 11/1995	6	3431	8
M30 B35(L-Jetronic) 3.5Liter CIH, 12 Valves, Gasoline	04/1976 - 09/1990	6	3453	8

BMW				BMW					
									
King Set No.		Part No.	Qty.	Position	Crankshaft Diameter	Housing Diameter	Length	Wall Thickness	
1	M10 B15 1.5Liter CIH, 8 Valves, Gasoline	10/1962 - 11/1972	1500 cc	82.00 X 71.00	4 cyl			1	
	M10 B18 1.8Liter SOHC, 8 Valves, Gasoline		1773 cc	84.00 X 80.00	4 cyl				
	M10 B20 (Turbo) 2.0Liter CIH, 8 Valves, Gasoline Turbocharged	04/1966 - 07/1977	1990 cc	89.00 X 80.00	4 cyl				
	M10 B20 2.0Liter CIH, 8 Valves, Gasoline	10/1962 - 03/1984	1991 cc	89.00 X 80.00	4 cyl				
CR4439AM STD/0.25/0.5/0.75/1.0/1.25/1.5	C4439	4 Pairs			1.8888/1.8894 47.976/47.991	2.0472/2.0476 51.999/52.009	0.786 19.97	0.0785 1.994	
MB 544AM <i>crank flange length mm</i> STD 29.95/29.90 0.25 30.05/30.00 0.5 30.20/30.15 0.75 30.20/30.15 1.0 30.45/30.40 010 29.95/29.90	M 544	4 Pairs	1,2,4,5		2.1642/2.1650 54.971/54.991	2.3622/2.3630 60.000/60.020	0.945 24.00	0.0980 2.489	
	F 544	1 Pair	3		2.1642/2.1650 54.971/54.991	2.3622/2.3630 60.000/60.020	1.183 30.05	0.0980 2.489	
2	M40 B16 1.6Liter SOHC/OHC, 8 Valves, Gasoline	09/1982 - 02/1998	1596 cc	84.00 X 72.00	4 cyl			2	
	M43 B16 1.6Liter SOHC/OHC, 8 Valves, Gasoline	09/1990 - 04/2005	1596 cc	84.00 X 72.00	4 cyl				
	M40 B18 1.8Liter SOHC/OHC, 8 Valves, Gasoline	09/1982 - 02/1998	1796 cc	84.00 X 81.00	4 cyl				
	M43 B18 1.8Liter SOHC/OHC, 8 Valves, Gasoline	12/1987 - 01/2003	1796 cc	84.00 X 81.00	4 cyl				
	M44 B19 1.9Liter DOHC, 16 Valves, Gasoline	09/1990 - 01/2003	1895 cc	85.00 X 83.50	4 cyl				
	M43 B19 1.9Liter SOHC/OHC, 8 Valves, Gasoline	03/1994 - 04/2005	1895 cc	85.00 X 83.50	4 cyl				
CR4042AM STD/0.25/0.5/0.75/1.0	C4042	4 Pairs			1.7706/1.7713 44.973/44.991	1.8898/1.8904 48.001/48.016	0.709 18.00	0.0587 1.491	
CR4042CP STD	C4042	4 Pairs			1.7706/1.7713 44.973/44.991	1.8898/1.8904 48.001/48.016	0.709 18.00	0.0588 1.494	
MB5578AM <i>crank flange length mm</i> STD 24.94/24.89 0.25 25.14/25.09 0.5 25.34/25.29 0.75 25.54/25.49 1.0 25.74/25.69	M7016U M5578L	4 Pairs			2.3611/2.3618 59.972/59.990	2.5591/2.5598 65.001/65.019	0.786 19.97	0.0982 2.494	
	F7016U M5578L	1 Pair			2.3611/2.3618 59.972/59.990	2.5591/2.5598 65.001/65.019	0.986 25.04	0.0982 2.494	
CR4042XP STD/0.25/0.5 Optional to CR4042AM (Race bearings, Tri-metal [pMax Black])	C4042-PR	4 Pairs			1.7706/1.7713 44.973/44.991	1.8898/1.8904 48.001/48.016	0.709 18.00	0.0587 1.491	
MB5082XP Optional to MB5578AM (Race bearings, Tri-metal [pMax Black]) <i>crank flange length mm</i> STD 24.94/24.89 STDX 24.94/24.89 0.25 24.94/24.89 0.5 24.94/24.89	M7016U-PR M5578L-PR	4 Pairs			2.3611/2.3618 59.972/59.990	2.5591/2.5598 65.001/65.019	0.786 19.97	0.0982 2.494	
	F7016U-PR F7039L-PR	1 Pair			2.3611/2.3618 59.972/59.990	2.5591/2.5598 65.001/65.019	0.986 25.04	0.0982 2.494	
3	M41 D18 1.7Liter SOHC/OHC, 8 Valves, Diesel Turbocharged	09/1990 - 08/2000	1665 cc	80.00 X 82.80	4 cyl			3	
	MB5082AM <i>crank flange length mm</i> STD 24.94/24.89 0.25 25.14/25.09 0.5 25.34/25.29 0.75 25.54/25.49	M7016U M5578L	4 Pairs			2.3611/2.3618 59.972/59.990	2.5591/2.5598 65.001/65.019		0.786 19.97
		F7016U F7039L	1 Pair			2.3611/2.3618 59.972/59.990	2.5591/2.5598 65.001/65.019	0.986 25.04	0.0982 2.494

BMW				BMW			
							
King Set No.	Part No.	Qty.	Position	Crankshaft Diameter	Housing Diameter	Length	Wall Thickness
MB5082XP Optional to MB5082AM (Race bearings, Tri-metal [pMax Black]) crank flange length mm STD 24.94/24.89 STDX 24.94/24.89 0.25 24.94/24.89 0.5 24.94/24.89	M7016U-PR M5578L-PR F7016U-PR F7039L-PR	4 Pairs 1 Pair		2.3611/2.3618 59.972/59.990 2.3611/2.3618 59.972/59.990	2.5591/2.5598 65.001/65.019 2.5591/2.5598 65.001/65.019	0.786 19.97 0.986 25.04	0.0982 2.494 0.0982 2.494
4	M47 D20 2.0Liter DOHC, 16 Valves, Diesel Turbocharged	11/1995 - 04/2005	1951 cc	84.00 X 88.00	4 cyl		4
MB5082AM crank flange length mm STD 24.94/24.89 0.25 25.14/25.09 0.5 25.34/25.29 0.75 25.54/25.49	M7016U M5578L F7016U F7039L	4 Pairs 1 Pair		2.3611/2.3618 59.972/59.990 2.3611/2.3618 59.972/59.990	2.5591/2.5598 65.001/65.019 2.5591/2.5598 65.001/65.019	0.786 19.97 0.986 25.04	0.0982 2.494 0.0982 2.494
MB5082XP Optional to MB5082AM (Race bearings, Tri-metal [pMax Black]) crank flange length mm STD 24.94/24.89 STDX 24.94/24.89 0.25 24.94/24.89 0.5 24.94/24.89	M7016U-PR M5578L-PR F7016U-PR F7039L-PR	4 Pairs 1 Pair		2.3611/2.3618 59.972/59.990 2.3611/2.3618 59.972/59.990	2.5591/2.5598 65.001/65.019 2.5591/2.5598 65.001/65.019	0.786 19.97 0.986 25.04	0.0982 2.494 0.0982 2.494
5	M52 B20, M50 B20 2.0Liter DOHC, 24 Valves, Gasoline	12/1987 - 04/2005	1990 cc	80.00 X 66.00	6 cyl		5
	M20 B20 2.0Liter CIH, 12 Valves, Gasoline	08/1972 - 11/1995	1990 cc	80.00 X 66.00	6 cyl		
	M20 B23 2.3Liter CIH, 12 Valves, Diesel	06/1975 - 03/1992	2315 cc	80.00 X 76.76	6 cyl		
	M20 B25 2.5Liter CIH, 12 Valves, Gasoline	09/1982 - 11/1995	2494 cc	84.00 X 75.00	6 cyl		
	M52 B25 2.5Liter DOHC, 24 Valves, Gasoline	12/1987 - 04/2005	2494 cc	84.00 X 75.00	6 cyl		
	M50 B25 2.5Liter DOHC, 24 Valves, Gasoline	12/1987 - 04/1999	2494 cc	84.00 X 75.00	6 cyl		
	M20 B27 2.7Liter CIH, 12 Valves, Gasoline	06/1980 - 03/1992	2694 cc	84.00 X 81.00	6 cyl		
	M52 B28 2.8Liter DOHC, 24 Valves, Gasoline	09/1990 - 04/2005	2793 cc	84.00 X 84.00	6 cyl		
CR6640AM STD/0.25/0.5/0.75/1.0/1.25	C4042	6 Pairs		1.7706/1.7713 44.973/44.991	1.8898/1.8904 48.001/48.016	0.709 18.00	0.0587 1.491
CR6640CP STD/0.25/0.5/0.75/1.0	C4042	6 Pairs		1.7706/1.7713 44.973/44.991	1.8898/1.8904 48.001/48.016	0.709 18.00	0.0588 1.494
MB 798CP 360 degree oil groove crank flange length mm STD 24.94/24.89 0.25 25.14/25.09 0.5 25.34/25.29	M7016U F7016U	6 Pairs 1 Pair	1,2,3,5, 6,7 4	2.3614/2.3618 59.980/59.990 2.3614/2.3618 59.980/59.990	2.5590/2.5598 64.999/65.019 2.5590/2.5598 64.999/65.019	0.786 19.97 0.986 25.04	0.0982 2.494 0.0982 2.494
MB7039AM 180 degree oil groove crank flange length mm STD 24.94/24.89 0.25 25.14/25.09 0.5 25.34/25.29 0.75 25.54/25.49 1.0 25.74/25.69	M7016U M5578L F7016U F7039L	6 Pairs 1 Pair	1,2,3,5, 6,7 4	2.3611/2.3618 59.972/59.990 2.3611/2.3618 59.972/59.990	2.5591/2.5598 65.001/65.019 2.5591/2.5598 65.001/65.019	0.786 19.97 0.986 25.04	0.0982 2.494 0.0982 2.494
MB7720AM 1 flanged half 180 degree oil hole crank flange length mm STD 24.94/24.89 0.25 25.14/25.09 0.5 25.34/25.29 0.75 25.54/25.49	M7016U M5578L F7016U M5578L	6 Pairs 1 Pair	1,2,3,5, 6,7 4	2.3611/2.3618 59.972/59.990 2.3611/2.3618 59.972/59.990	2.5591/2.5598 65.001/65.019 2.5591/2.5598 65.001/65.019	0.786 19.97 0.986 25.04	0.0982 2.494 0.0982 2.494









BMW				BMW			
							
King Set No.	Part No.	Qty.	Position	Crankshaft Diameter	Housing Diameter	Length	Wall Thickness
CR6640XP STD/STDX/0.25/0.5 Optional to CR6640CP (Race bearings, Tri-metal [pMax Black])	C4042-PR	6 Pairs		1.7706/1.7713 44.973/44.991	1.8898/1.8904 48.001/48.016	0.709 18.00	0.0587 1.491
MB7039XP Optional to MB7039AM (Race bearings, Tri-metal [pMax Black]) 180 degree oil groove crank flange length mm STD 24.94/24.89 STDX 24.94/24.89 0.25 24.94/24.89 0.5 24.94/24.89	M7016U-PR M5578L-PR F7016U-PR F7039L-PR	6 Pairs 1 Pair	1,2,3,5, 6,7 4	2.3611/2.3618 59.972/59.990 2.3611/2.3618 59.972/59.990	2.5591/2.5598 65.001/65.019 2.5591/2.5598 65.001/65.019	0.786 19.97 0.986 25.04	0.0982 2.494 0.0982 2.494
6	N42 B20 2.0Liter DOHC, 16 Valves, Gasoline	02/1998 -	1995 cc	84.00 X 90.00	4 cyl		6
	N46 B20 2.0Liter DOHC, 16 Valves, Gasoline	07/2003 -	1995 cc	84.00 X 90.00	4 cyl		
CR4528CA STD/0.25/0.5	C4528U C4528L	4 Pairs		1.9675/1.9681 49.975/49.990	2.1102/2.1109 53.599/53.617	0.693 17.60	0.0707 1.796
MB5662AM STD/0.25/0.5	M5662/1U M5662/1L MK5662 M5662/1L M5662/2U M5662/2L	3 Pairs 1 Pair 1 Pair	1,2,3 4 5	0.0000 0.000 0.0000 0.000 0.0000 0.000	2.4030 61.036 2.4030 61.036 2.7580 70.053	0.740 18.80 0.882 22.40 0.780 19.80	0.0984 2.499 0.0984 2.499 0.0984 2.499
7	M21 D24 2.5Liter SOHC/OHC, 12 Valves, L, Diesel Turbocharged	06/1980 - 11/1995	2443 cc	80.00 X 81.00	6 cyl		7
	M57 D25 2.5Liter DOHC, 24 Valves, L, Diesel Turbocharged	11/1995 - 05/2004	2497 cc	80.00 X 82.60	6 cyl		
	M51 D25 2.5Liter SOHC/OHC, 12 Valves, L, Diesel Turbocharged	12/1987 - 05/2004	2498 cc	80.00 X 82.80	6 cyl		
	M57 D30 3.0Liter SOHC/OHC, 24 Valves, L, Diesel Turbocharged	10/1994 - 04/2005	2926 cc	84.00 X 88.00	6 cyl		
CR6749CP STD/0.25/0.5	C6749	6 Pairs		1.7707/1.7713 44.976/44.991	1.8898/1.8904 48.001/48.016	0.709 18.00	0.0589 1.496
MB7039AM 180 degree oil groove crank flange length mm STD 24.94/24.89 0.25 25.14/25.09 0.5 25.34/25.29 0.75 25.54/25.49 1.0 25.74/25.69	M7016U M5578L F7016U F7039L	6 Pairs 1 Pair	1,2,3,5, 6,7 4	2.3611/2.3618 59.972/59.990 2.3611/2.3618 59.972/59.990	2.5591/2.5598 65.001/65.019 2.5591/2.5598 65.001/65.019	0.786 19.97 0.986 25.04	0.0982 2.494 0.0982 2.494
MB7039XP Optional to MB7039AM (Race bearings, Tri-metal [pMax Black]) 180 degree oil groove crank flange length mm STD 24.94/24.89 STDX 24.94/24.89 0.25 24.94/24.89 0.5 24.94/24.89	M7016U-PR M5578L-PR F7016U-PR F7039L-PR	6 Pairs 1 Pair	1,2,3,5, 6,7 4	2.3611/2.3618 59.972/59.990 2.3611/2.3618 59.972/59.990	2.5591/2.5598 65.001/65.019 2.5591/2.5598 65.001/65.019	0.786 19.97 0.986 25.04	0.0982 2.494 0.0982 2.494
8	M30 B25 2.5Liter CIH, 12 Valves, Diesel	10/1965 - 08/1981	2496 cc	86.00 X 71.56	6 cyl		8
	M30 B28 2.8Liter CIH, 12 Valves, Gasoline	10/1965 - 09/1990	2788 cc	86.00 X 80.00	6 cyl		
	M30 B30 3.0Liter CIH, 12 Valves, Gasoline	04/1976 - 11/1995	2987 cc	89.00 X 80.00	6 cyl		
	M30 B32 3.2Liter CIH, 12 Valves, Gasoline	04/1976 - 09/1990	3210 cc	89.00 X 86.00	6 cyl		

BMW				BMW			
 King Set No.	 Part No.	 Qty.	 Position	 Crankshaft Diameter	 Housing Diameter	 Length	 Wall Thickness
M30 B32 (Turbo) 3.2Liter CIH, 12 Valves, Gasoline Turbocharged	05/1977 - 08/1986	3210 cc	89.00 X 86.00	6 cyl			
M30 B33 3.3Liter CIH, 12 Valves, Gasoline	10/1968 - 04/1977	3297 cc	89.00 X 88.30	6 cyl			
M30 B35 3.4Liter CIH, 12 Valves, Gasoline Turbocharged	04/1976 - 11/1995	3431 cc	92.00 X 86.00	6 cyl			
M30 B35(L-Jetronic) 3.5Liter CIH, 12 Valves, Gasoline	04/1976 - 09/1990	3453 cc	93.40 X 84.00	6 cyl			
CR6609AM STD/0.25/0.5/0.75/1.0	C4439	6 Pairs		1.8888/1.8894 47.976/47.991	2.0472/2.0476 51.999/52.009	0.786 19.97	0.0785 1.994
MB 770AM <i>crank flange length mm</i> STD 29.92/29.87 0.25 30.02/29.97 0.5 30.17/30.12	M 770	6 Pairs	1,2,3,5,6,7	2.3610/2.3618 59.969/59.990	2.5591/2.5598 65.001/65.019	0.945 24.00	0.0979 2.487
	F 770	1 Pair	4	2.3610/2.3618 59.969/59.990	2.5591/2.5598 65.001/65.019	1.182 30.02	0.0979 2.487

Engine Index: Bedford

Engine-Code	Years	Cyl	CC	Line
1100 1.1Liter		4	1057	1
1200 1.2Liter		4	1159	1
1300 1.3Liter		4	1256	1
1.3S/1.3N 1.3Liter, OHC		4	1297	2
G161S 1.6Liter, OHC		4	1584	3
16SV 1.6Liter		4	1598	4
1.6N/1.6S 1.6Liter, OHC		4	1598	5
1.6Liter OHC, Diesel		4	1598	5
4.108 Diesel 1.8Liter, Diesel		4	1760	6
4ZB1 1.8Liter		4	1817	7
C190 2.0Liter, Diesel		4	1951	8
2.0N/2.0S 2.0Liter		4	1979	9
2.0Liter Diesel		4	1998	10
2.1Liter Diesel		4	2068	11
2.3Liter Diesel		4	2260	10
200 3.3Liter, Diesel		4	3285	12
214 3.5Liter, Extra Duty		6	3519	13
220 3.6Liter, Diesel		4	3614	12
220 3.6Liter, Diesel Turbocharged Low/Medium Blow		4	3614	12
300 4.9Liter, Diesel Direct Injection		6	4927	14
330 5.4Liter, Diesel		6	5420	14
330 5.4Liter, Diesel Turbocharged Low / Medium Blow		6	5420	15
60 Series 6.2Liter, Diesel Direct Injection		6	6243	16
466 7.6Liter, Diesel Direct Injection		6	7634	16
500 PHASE I 8.2Liter, Diesel Direct Injection		6	8200	17

Bedford				Bedford				
King Set No.	Part No.	Qty.	Position	Crankshaft Diameter	Housing Diameter	Length	Wall Thickness	
1	1100 1.1Liter			1057 cc	74.30 X 60.96	4 cyl		1
	1200 1.2Liter			1159 cc	77.75 X 60.96	4 cyl		
	1300 1.3Liter			1256 cc	80.95 X 60.96	4 cyl		
CR 434AM STD/010/020	C 434	4 Pairs		1.7705/1.7712 44.971/44.988	1.8960/1.8965 48.158/48.171	0.755 19.18	0.0619 1.572	
2	1.3S/1.3N 1.3Liter, OHC			1297 cc	75.00 X 73.40	4 cyl		2
CR4147AM STD/0.25/0.5/0.75/1.0	C4147	4 Pairs		1.6918/1.6924 42.972/42.987	1.8110/1.8115 45.999/46.012	0.654 16.60	0.0589 1.496	
MB5519AM	M5519	4 Pairs	1,2,4,5	2.1643/2.1648 54.973/54.986	2.3228/2.3233 58.999/59.012	0.768 19.50	0.0785 1.994	
<i>crank flange length mm</i> STD 25.91/25.86 0.25 26.01/25.96 0.5 26.16/26.11 0.75 26.16/26.11 1.0 26.41/26.36 1.25 26.41/26.36 1.5 26.41/26.36	F5519	1 Pair	3	2.1643/2.1648 54.973/54.986	2.3228/2.3233 58.999/59.012	1.024 26.01	0.0784 1.991	
3	G161S 1.6Liter, OHC			1584 cc	82.00 X 75.00	4 cyl		3
MB 540AM STD/0.25/0.5/0.75/1.0/1.25/1.5	M 540/1	3 Pairs	1,3,5	2.2016/2.2022 55.921/55.936	2.3220/2.3228 58.979/58.999	1.259 31.97	0.0595 1.511	
	M 540/2	2 Pairs	2,4	2.2016/2.2022 55.921/55.936	2.3220/2.3228 58.979/58.999	0.826 20.97	0.0595 1.511	
4	16SV 1.6Liter			1598 cc	79.00 X 81.50	4 cyl		4
CR 418AM STD/0.25/0.5/0.75/1.0/1.25/1.5	C 418	4 Pairs		1.6918/1.6924 42.972/42.987	1.8110/1.8115 45.999/46.012	0.654 16.60	0.0589 1.496	
CR 418CP STD/0.25/0.5	C 418	4 Pairs		1.6918/1.6924 42.972/42.987	1.8110/1.8115 45.999/46.012	0.654 16.60	0.0590 1.499	
MB5519AM	M5519	4 Pairs	1,2,4,5	2.1643/2.1648 54.973/54.986	2.3228/2.3233 58.999/59.012	0.768 19.50	0.0785 1.994	
<i>crank flange length mm</i> STD 25.91/25.86 0.25 26.01/25.96 0.5 26.16/26.11 0.75 26.16/26.11 1.0 26.41/26.36 1.25 26.41/26.36 1.5 26.41/26.36	F5519	1 Pair	3	2.1643/2.1648 54.973/54.986	2.3228/2.3233 58.999/59.012	1.024 26.01	0.0784 1.991	
5	1.6N/1.6S 1.6Liter, OHC			1598 cc	80.00 X 79.50	4 cyl		5
	1.6Liter OHC, Diesel			1598 cc	80.00 X 79.50	4 cyl		
CR4017AM STD/0.25/0.5/0.75/1.0/1.5 4mm oil hole ,12 degree from center, fits late models	C4017 C 421L	4 Pairs		1.9280/1.9286 48.971/48.986	2.0472/2.0477 51.999/52.012	0.759 19.27	0.0589 1.496	
CR4106AM STD/0.25/0.5/0.75/1.0/1.25/1.5 2 oil holes, fits both old and new engines	C4106U C 421L	4 Pairs		1.9280/1.9286 48.971/48.986	2.0472/2.0477 51.999/52.012	0.759 19.27	0.0589 1.496	
MB5520AM	M5520	4 Pairs	1,2,4,5	2.2828/2.2833 57.983/57.996	2.4410/2.4415 62.001/62.014	0.768 19.50	0.0784 1.991	
<i>crank flange length mm</i> STD 25.91/25.86 0.25 26.11/26.06 0.5 26.31/26.26 0.75 26.51/26.46 1.0 26.71/26.66 1.25 26.71/26.66 1.5 26.71/26.66	F5520	1 Pair	3	2.2828/2.2833 57.983/57.996	2.4410/2.4415 62.001/62.014	1.024 26.01	0.0784 1.991	
CR4017XP STD/STDX/0.25/0.5 Optional to CR4017AM (Race bearings, Tri-metal [pMax Black])	C4017-PR C 421L-PR	4 Pairs		1.9280/1.9286 48.971/48.986	2.0472/2.0477 51.999/52.012	0.759 19.27	0.0589 1.496	
CR4233AM STD/0.25/0.5/0.75/1.0/1.25/1.5 Optional to CR4106AM (2 oil holes in upper and lower shells)	C4106U	4 Pairs		1.9280/1.9286 48.971/48.986	2.0472/2.0477 51.999/52.012	0.759 19.27	0.0589 1.496	

Bedford				Bedford			
							
King Set No.	Part No.	Qty.	Position	Crankshaft Diameter	Housing Diameter	Length	Wall Thickness
MB5179AM Optional to MB5520AM (flange STD) crank flange length mm STD 25.91/25.86 0.25 25.94/25.89 0.5 25.94/25.89 0.75 25.94/25.89 1.0 25.94/25.89	M5520 F5179	4 Pairs 1 Pair	1,2,4,5 3	2.2828/2.2833 57.983/57.996 2.2828/2.2833 57.983/57.996	2.4410/2.4415 62.001/62.014 2.4410/2.4415 62.001/62.014	0.768 19.50 1.024 26.01	0.0784 1.991 0.0784 1.991
6	4.108 Diesel 1.8Liter, Diesel		1760 cc	79.38 X 88.90	4 cyl		6
CR 456AM STD/010/020/030/040/050/060	C 456	4 Pairs		1.9995/2.0000 50.787/50.800	2.1460/2.1465 54.508/54.521	0.878 22.30	0.0722 1.834
MB 354AM STD/010/020/030/040	M 354	3 Pairs		2.2480/2.2485 57.099/57.112	2.3950/2.3955 60.833/60.846	1.254 31.85	0.0723 1.836
7	4ZB1 1.8Liter		1817 cc	84.00 X 82.00	4 cyl		7
CR4141SI STD/0.25/0.5/0.75/1.0/1.25/1.5	C4141	4 Pairs		1.9262/1.9268 48.925/48.941	2.0466/2.0472 51.984/51.999	0.870 22.10	0.0595 1.511
MB5559AM STD/0.25/0.5/0.75/1.0/1.25/1.5	M5559	5 Pairs		2.2016/2.2020 55.921/55.931	2.3622 60.000	0.860 21.85	0.0791 2.009
8	C190 2.0Liter, Diesel		1951 cc	86.00 X 84.00	4 cyl		8
CR 474SI STD/0.25/0.5	C 474	4 Pairs		2.0833/2.0838 52.916/52.929	2.2041/2.2047 55.984/55.999	0.847 21.50	0.0596 1.514
MB5157AM STD/0.25/0.5/0.75/1.0	M5157/1 M5157/2 M5157/3	2 Pairs 2 Pairs 1 Pair	1,5 2,4 3	2.3591/2.3595 59.921/59.931 2.3591/2.3595 59.921/59.931 2.3591/2.3595 59.921/59.931	2.5187/2.5197 63.975/64.000 2.5187/2.5197 63.975/64.000 2.5187/2.5197 63.975/64.000	1.087 27.60 0.909 23.10 1.129 28.67	0.0792 2.012 0.0792 2.012 0.0792 2.012
9	2.0N/2.0S 2.0Liter		1979 cc	95.00 X 69.80	4 cyl		9
CR4411AM STD/0.25/0.5/0.75/1.0	C4411	4 Pairs		2.0460/2.0467 51.968/51.986	2.1653/2.1658 54.999/55.011	0.774 19.67	0.0589 1.496
MB 526AM crank flange length mm STD 27.41/27.36 0.25 27.51/27.46 0.5 27.66/27.61 0.75 27.66/27.61 1.0 27.91/27.86	M 526 F 526	4 Pairs 1 Pair	1,2,3,4 5	2.2830/2.2835 57.988/58.001 2.2830/2.2835 57.988/58.001	2.4409/2.4415 61.999/62.014 2.4409/2.4415 61.999/62.014	0.882 22.40 1.083 27.51	0.0781 1.984 0.0781 1.984
10	2.0Liter Diesel		1998 cc	86.50 X 85.00	4 cyl		10
	2.3Liter Diesel		2260 cc	92.00 X 85.00	4 cyl		
CR4492AM STD/0.25/0.5/0.75	C4492	4 Pairs		2.1248/2.1254 53.970/53.985	2.2441/2.2446 57.000/57.013	1.004 25.50	0.0586 1.488
MB5506AM crank flange length mm STD 29.41/29.36 0.25 29.66/29.61 0.5 29.91/29.86 0.75 30.16/30.11	M5506U M5506L F5506U F5506L	4 Pairs 1 Pair	1,2,3,4 5	2.2830/2.2835 57.988/58.001 2.2830/2.2835 57.988/58.001	2.4409/2.4415 61.999/62.014 2.4409/2.4415 61.999/62.014	0.963 24.46 1.162 29.51	0.0781 1.984 0.0781 1.984
11	2.1Liter Diesel		2068 cc	88.00 X 85.00	4 cyl		11
CR4492AM STD/0.25/0.5/0.75	C4492	4 Pairs		2.1248/2.1254 53.970/53.985	2.2441/2.2446 57.000/57.013	1.004 25.50	0.0586 1.488
MB5506AM crank flange length mm STD 29.41/29.36 0.25 29.66/29.61 0.5 29.91/29.86 0.75 30.16/30.11	M5506U M5506L F5506U F5506L	4 Pairs 1 Pair	1,2,3,4 5	2.2830/2.2835 57.988/58.001 2.2830/2.2835 57.988/58.001	2.4409/2.4415 61.999/62.014 2.4409/2.4415 61.999/62.014	0.963 24.46 1.162 29.51	0.0781 1.984 0.0781 1.984

Bedford				Bedford					
King Set No.	Part No.	Qty.	Position	Crankshaft Diameter	Housing Diameter	Length	Wall Thickness		
12	200 3.3Liter, Diesel			3285 cc	98.40 X 107.99	4 cyl	12		
	220 3.6Liter, Diesel			3614 cc	103.18 X 107.95	4 cyl			
	220 3.6Liter, Diesel Turbocharged Low/Medium Blow			3614 cc	103.19 X 107.95	4 cyl			
CR 462AM STD/010/020/030/040/050/060	C 653	4 Pairs		2.3740/2.3750 60.300/60.325	2.5195/2.5200 63.995/64.008	1.251 31.78	0.0714 1.814		
MB 516AM STD/010/020/040/050	M 703/1	1 Pair	1	2.7495/2.7500 69.837/69.850	2.9165/2.9170 74.079/74.092	1.356 34.44	0.0821 2.085		
	M 703/2	2 Pairs	2,4	2.7495/2.7500 69.837/69.850	2.9165/2.9170 74.079/74.092	1.067 27.10	0.0821 2.085		
	M 703/4	1 Pair	3	2.7495/2.7500 69.837/69.850	2.9165/2.9170 74.079/74.092	1.389 35.28	0.0821 2.085		
	M 703/7	1 Pair	5	2.7495/2.7500 69.837/69.850	2.9165/2.9170 74.079/74.092	1.224 31.10	0.0821 2.085		
TW 219CP STD/0.10/0.25/0.5	W 219	2 Pairs		3.0550/3.0650 77.597/77.851	3.5520/3.5620 90.221/90.475	0.000 0.00	0.0920 2.337		
13	214 3.5Liter, Extra Duty			3519 cc	85.73 X 101.60	6 cyl	13		
	MB 451AM STD/010/020/030/040	M 451/1	1 Pair	1	2.1025/2.1035 53.404/53.429	2.2492/2.2500 57.130/57.150		1.785 45.34	0.0720 1.829
		M 451/2	1 Pair	2	2.2585/2.2595 57.366/57.391	2.4052/2.4060 61.092/61.112		1.185 30.10	0.0720 1.829
	M 451/3	1 Pair	3	2.2895/2.2905 58.153/58.179	2.4362/2.4370 61.879/61.900	1.185 30.10	0.0720 1.829		
	M 451/4U M 451/4L	1 Pair	4	2.3215/2.3226 58.966/58.994	2.4682/2.4690 62.692/62.713	2.223 56.46	0.0720 1.829		
14	300 4.9Liter, Diesel Direct Injection			4927 cc	98.40 X 107.98	6 cyl	14		
	330 5.4Liter, Diesel			5420 cc	103.18 X 107.95	6 cyl			
CR 653AM STD/010/020/030/040/050/060 1957-1963	C 653	6 Pairs		2.3740/2.3750 60.300/60.325	2.5195/2.5200 63.995/64.008	1.251 31.78	0.0714 1.814		
MB 703AM STD/010/020/030/040/050 1957-1963	M 703/1	1 Pair	1	2.7495/2.7500 69.837/69.850	2.9165/2.9170 74.079/74.092	1.356 34.44	0.0821 2.085		
	M 703/2	4 Pairs	2,3,5,6	2.7495/2.7500 69.837/69.850	2.9165/2.9170 74.079/74.092	1.067 27.10	0.0821 2.085		
	M 703/4	1 Pair	4	2.7495/2.7500 69.837/69.850	2.9165/2.9170 74.079/74.092	1.389 35.28	0.0821 2.085		
	M 703/7	1 Pair	7	2.7495/2.7500 69.837/69.850	2.9165/2.9170 74.079/74.092	1.224 31.10	0.0821 2.085		
TW 219CP STD/0.10/0.25/0.5	W 219	2 Pairs		3.0550/3.0650 77.597/77.851	3.5520/3.5620 90.221/90.475	0.000 0.00	0.0920 2.337		
15	330 5.4Liter, Diesel Turbocharged Low / Medium Blow			5420 cc	103.19 X 107.95	6 cyl	15		
	MB 703AM STD/010/020/030/040/050	M 703/1	1 Pair	1	2.7495/2.7500 69.837/69.850	2.9165/2.9170 74.079/74.092		1.356 34.44	0.0821 2.085
	M 703/2	4 Pairs	2,3,5,6	2.7495/2.7500 69.837/69.850	2.9165/2.9170 74.079/74.092	1.067 27.10	0.0821 2.085		
	M 703/4	1 Pair	4	2.7495/2.7500 69.837/69.850	2.9165/2.9170 74.079/74.092	1.389 35.28	0.0821 2.085		
	M 703/7	1 Pair	7	2.7495/2.7500 69.837/69.850	2.9165/2.9170 74.079/74.092	1.224 31.10	0.0821 2.085		

Bedford				Bedford			
King Set No.	Part No.	Qty.	Position	Crankshaft Diameter	Housing Diameter	Length	Wall Thickness
TW 219CP STD/0.10/0.25/0.5	W 219	2 Pairs		3.0550/3.0650 77.597/77.851	3.5520/3.5620 90.221/90.475	0.000 0.00	0.0920 2.337
16	60 Series 6.2Liter, Diesel Direct Injection	6243 cc	104.78 X 120.65	6 cyl			16
	466 7.6Liter, Diesel Direct Injection	7634 cc	115.89 X 120.65	6 cyl			
CR 679AM STD/010/020	C 679	6 Pairs		2.4985/2.4995 63.462/63.487	2.6460/2.6465 67.208/67.221	1.380 35.05	0.0721 1.831
17	500 PHASE I 8.2Liter, Diesel Direct Injection	8200 cc	115.89 X 129.54	6 cyl			17
CR 604AM STD/010/020/040	C 604U C 604L	6 Pairs		2.7485/2.7495 69.812/69.837	2.8980/2.8985 73.609/73.622	1.379 35.03	0.0733 1.862
CR 611AM STD/010/020/040	C 604U C 611L	6 Pairs		2.7485/2.7495 69.812/69.837	2.8980/2.8985 73.609/73.622	1.379 35.03	0.0733 1.862

Engine Index: Bolinder Munktell

Engine-Code	Years	Cyl	CC	Line
1114 Diesel		4	0	1
1113, 1113A Diesel		3	0	2
D42/MD42A Diesel .		4	4200	3
TD42 Diesel Direct Injection Turbochargedd		4	4200	3

Bolinder Munktell				Bolinder Munktell			
King Set No.	Part No.	Qty.	Position	Crankshaft Diameter	Housing Diameter	Length	Wall Thickness
1	1114 Diesel			4 cyl			1
CR4181AM STD/010/020	C 319	4 Pairs		2.8737/2.8745 72.992/73.012	3.0413/3.0420 77.249/77.267	1.630 41.40	0.0823 2.090
MB5051CP <i>crank flange length mm</i> STD 57.82/57.77 010 57.92/57.87 020 58.02/57.97 030 58.12/58.07	M5051/1U M5051/1L	3 Pairs	1,2,4	3.2494/3.2500 82.535/82.550	3.4836/3.4844 88.483/88.504	1.205 30.60	0.1155 2.934
	M5051/3U M5051/3L	1 Pair	3	3.2494/3.2500 82.535/82.550	3.4836/3.4844 88.483/88.504	2.224 56.50	0.1155 2.934
	F5051U F5051L	1 Pair	5	3.2494/3.2500 82.535/82.550	3.4836/3.4844 88.483/88.504	2.280 57.92	0.1155 2.934
2	1113, 1113A Diesel			111.20 X 130.00	3 cyl		2
CR 319AM STD/010/020/030	C 319	3 Pairs		2.8737/2.8745 72.992/73.012	3.0413/3.0420 77.249/77.267	1.630 41.40	0.0823 2.090
MB4033CP <i>crank flange length mm</i> STD 57.82/57.77 010 57.92/57.87 020 58.02/57.97 030 58.12/58.07 040 58.22/58.17	M5051/1U M5051/1L	3 Pairs	1,2,3	3.2494/3.2500 82.535/82.550	3.4836/3.4844 88.483/88.504	1.205 30.60	0.1155 2.934
	F5051U F5051L	1 Pair	4	3.2494/3.2500 82.535/82.550	3.4836/3.4844 88.483/88.504	2.280 57.92	0.1155 2.934

Bolinder Munktell				Bolinder Munktell			
King Set No.	Part No.	Qty.	Position	Crankshaft Diameter	Housing Diameter	Length	Wall Thickness
3	D42/MD42A Diesel . Direct Injection	4200 cc	105.57 X 119.95	4 cyl			3
	TD42 Diesel Direct Injection Turbochargedd	4200 cc	268.48 X 119.95	4 cyl			
CR 471CP STD/010/020/030	C 657	4 Pairs		2.7496/2.7500 69.840/69.850	2.9029/2.9037 73.734/73.754	1.461 37.10	0.0753 1.913
MB 585CP STD/010/020/030	M 734U M 734L	4 Pairs	1,2,4,5	3.2494/3.2500 82.535/82.550	3.4836/3.4844 88.483/88.504	1.204 30.58	0.1155 2.934
	M 585U M 585L	1 Pair	3	3.2494/3.2500 82.535/82.550	3.4836/3.4844 88.483/88.504	1.504 38.20	0.1153 2.929

Engine Index: Caterpillar

Engine-Code	Years	Cyl	CC	Line
3204 5.2Liter		4	5200	1

Caterpillar				Caterpillar			
King Set No.	Part No.	Qty.	Position	Crankshaft Diameter	Housing Diameter	Length	Wall Thickness
1	3204 5.2Liter	5200 cc	114.30 X 127.00	4 cyl			1
CR4354CP STD/010/020	C1023	4 Pairs		2.7490/2.7500 69.825/69.850	2.9413/2.9423 74.709/74.734	1.260 32.00	0.0948 2.408
MB5400CP STD/010/020	M1037U M1037L	2 Pairs	2,4	3.4990/3.5000 88.875/88.900	3.7075/3.7085 94.171/94.196	1.169 29.70	0.1022 2.596
	M1038U M1037L	3 Pairs	1,3,5	3.4990/3.5000 88.875/88.900	3.7075/3.7085 94.171/94.196	1.169 29.70	0.1022 2.596

Engine Index: Chrysler

Engine-Code	Years	Cyl	CC	Line
61CI Hyundai G4HC 1.0Liter SOHC, 12 Valves, Gasoline	01/2000 - 12/2005	4	999	1
61CI Hyundai G4HG 1.1Liter SOHC, 12 Valves, Gasoline	01/2000 - 12/2005	4	1086	1
86CI Mitsubishi G12B 1.4Liter SOHC, 8 Valves, vin 2,A,J, Gasoline	01/1979 - 12/1984	4	1410	2
90CI Mitsubishi 4G15 1.5Liter SOHC, 8 Valves, vin K, Gasoline	01/1985 - 12/1989	4	1468	4
90CI Mitsubishi 4G15 1.5Liter SOHC, 8 Valves, vin K,X, Gasoline	01/1987 - 12/1990	4	1468	3
90CI Mitsubishi 4G15 1.5Liter SOHC, 12 Valves, vin A, Gasoline	01/1991 - 12/1996	4	1468	2
97 CI E82 1.6Liter OHV, 8 Valves, vin A, Gasoline	01/1983 - 12/1986	4	1591	5
98CI Mitsubishi G32BT 1.6Liter SOHC, 8 Valves, vin 3,B,K, Gasoline	01/1971 - 12/1984	4	1597	6
98CI Mitsubishi G32BT 1.6Liter SOHC, 8 Valves, vin F, Gasoline	01/1971 - 12/1984	4	1597	6
98CI Mitsubishi 4G61 1.6Liter DOHC, 16 Valves, vin Y, Gasoline	01/1989 - 12/1990	4	1597	6

Engine-Code	Years	Cyl	CC	Line
98CI Mitsubishi 4G61 1.6Liter DOHC, 16 Valves, vin Y, Gasoline	01/1990 - 12/1990	4	1597	6
104CI 1.7Liter SOHC, 8 Valves, vin A,B, Gasoline	01/1978 - 12/1983	4	1706	7
108CI Mitsubishi 4G37 1.8Liter SOHC, 8 Valves, vin B,T, Gasoline	01/1989 - 12/1994	4	1755	6
B18 1.8 Liter		4	1780	8
110CI 1.8Liter SOHC, 8 Valves, Gasoline	01/1975 - 12/1981	4	1798	9
B20A/B/E/F 2.0Liter		4	1986	10
122CI 2.0Liter SOHC, 16 Valves, vin C, Gasoline	01/1995 - 12/1995	4	1996	12
122CI 2.0Liter DOHC, 16 Valves, vin Y, Gasoline	01/1995 - 12/1995	4	1996	12
122CI ECC,ECF,420A 2.0Liter DOHC, 16 Valves, vin Y, Gasoline	01/1996 - 12/1999	4	1996	11
122CI ECB 2.0Liter SOHC, 16 Valves, vin C,F, Gasoline	01/1996 - 12/2005	4	1996	11
122CI Mitsubishi G52B 2.0Liter SOHC, 8 Valves, vin U, Gasoline	01/1974 - 12/1979	4	1997	14
122CI Mitsubishi G52B 2.0Liter SOHC, 8 Valves, vin U, Gasoline	01/1979 - 12/1982	4	1997	15
122CI Mitsubishi 4G63 2.0Liter SOHC, 8 Valves, vin 5,D,U,V, Gasoline	01/1983 - 12/1992	4	1997	13
122CI Mitsubishi 4G63 2.0Liter DOHC, 16 Valves, vin R, Gasoline	01/1989 - 12/1992	4	1997	13
122CI Mitsubishi 4G63T 2.0Liter DOHC, 16 Valves, vin U, Gasoline	01/1990 - 12/1992	4	1997	13
122CI Mitsubishi 4G63 2.0Liter DOHC, 16 Valves, vin E, Gasoline	01/1993 - 12/1994	4	1997	16
122CI Mitsubishi 4G63T 2.0Liter DOHC, 16 Valves, vin F, Gasoline	01/1993 - 12/1996	4	1997	16
132CI J7T 2.2Liter SOHC, 8 Valves, Gasoline	01/1988 - 12/1989	4	2165	17
134CI 2.2Liter SOHC, 8 Valves, vin 8,B,C,D,F, Gasoline	01/1981 - 12/1994	4	2212	18
134CI 2.2Liter SOHC, 8 Valves, vin A,C,E,P, Gasoline Supercharged	01/1984 - 12/1990	4	2212	18
134CI 2.2Liter DOHC, 16 Valves, Gasoline	01/1988 - 12/1991	4	2212	18
134CI 2.2Liter DOHC, 16 Valves, vin A,R, Gasoline Supercharged	01/1988 - 12/1993	4	2212	18
143CI Mitsubishi 4D55T 2.3Liter SOHC, 8 Valves, vin 9,J, Diesel	01/1983 - 12/1986	4	2346	19
144CI Mitsubishi 4G64 2.4Liter SOHC, 8 Valves, vin W, Gasoline	01/1990 - 12/1992	4	2351	13
144CI Mitsubishi 4G64 2.4Liter SOHC, 8 Valves, vin G, Gasoline	01/1993 - 12/1994	4	2351	16
144CI Mitsubishi 4G64 2.4Liter SOHC, 16 Valves, vin G, Gasoline	01/1993 - 12/1996	4	2351	16
144CI Mitsubishi 4G64 2.4Liter SOHC, 16 Valves, vin G, Gasoline	01/2001 - 12/2005	4	2351	20
148CI 2.4Liter DOHC, 16 Valves, vin 9,B,J,X, Gasoline	01/1995 - 12/2009	4	2429	21
148CI EDZ 2.4Liter, DOHC L4, 16 Valves, vin 8,E,G,S, Gasoline	01/2003 - 12/2009	4	2429	21
150CI 2.5Liter SOHC, 8 Valves, Gasoline	01/1988 - 12/1989	4	2460	22
152CI Mitsubishi 6G73 2.5Liter SOHC, 24 Valves, vin H,N, LPG	01/1995 - 12/2000	6	2497	23
152CI 425CLIRS / X 2.5Liter OHV, 8 Valves, Diesel Turbocharged	01/2001 - 12/2007	4	2499	24
152CI 425HRCLTI 2.5Liter OHV, 8 Valves, Diesel Turbocharged	01/2003 - 12/2007	4	2499	24
153CI 2.5Liter SOHC, 8 Valves, vin G,K,V, Gasoline	01/1986 - 12/1995	4	2500	18
153CI 2.5Liter SOHC, 8 Valves, vin J, Gasoline Supercharged	01/1989 - 12/1992	4	2500	18
156CI Mitsubishi G54B 2.6Liter SOHC, 8 Valves, vin F, Gasoline	01/1978 - 12/1978	4	2555	14
156CI Mitsubishi G54B 2.6Liter SOHC, 8 Valves, vin 7,D,F,G, Gasoline	01/1979 - 12/1987	4	2555	15
156CI Mitsubishi G54B 2.6Liter SOHC, 8 Valves, vin W, Gasoline	01/1979 - 12/1990	4	2555	15
156CI Mitsubishi G54B 2.6Liter SOHC, 8 Valves, vin H,N, Gasoline	01/1984 - 12/1990	4	2555	15
164CI Mercedes Benz OM647LA 2.7Liter DOHC, 20 Valves, Gasoline	01/2003 - 12/2006	5	2684	25
164CI Mercedes Benz OM612LA 2.7Liter DOHC, 20 Valves, Gasoline	01/2003 - 12/2006	5	2685	25
167CI EER 2.7Liter DOHC, 24 Valves, vin D,R,T,U, Gasoline	01/1998 - 12/2009	6	2700	26
170CI 2.8Liter, OHV		6	2800	27
170CI 2.8Liter OHV, 12 Valves, vin A, Gasoline	01/1960 - 12/1971	6	2800	28
181CI Mitsubishi 6G72 3.0Liter SOHC, 12 Valves, vin 3,H,S, Gasoline	01/1987 - 12/1996	6	2972	30
181CI Mitsubishi 6G72 3.0Liter DOHC, 24 Valves, vin B,J, Gasoline	01/1991 - 12/1996	6	2972	29
181CI Mitsubishi 6G72 3.0Liter DOHC, 24 Valves, vin C,K, Gasoline	01/1991 - 12/1996	6	2972	29
181CI Mitsubishi 6G72 3.0Liter SOHC, 24 Valves, vin H,J,R, Gasoline	01/2001 - 12/2005	6	2972	30
198CI 3.2Liter, OHV		6	3200	27
197CI EGW 3.2Liter SOHC, 24 Valves, vin J, Gasoline	01/1998 - 12/2001	6	3200	31
198CI 3.2Liter OHV, 12 Valves, vin A,B, Gasoline	01/1969 - 12/1976	6	3254	28
201CI 3.3Liter OHV, 12 Valves, vin 3,E,G,H,J,R,T,U, Gasoline	01/1990 - 12/2010	6	3301	32
215CI 3.5Liter Aluminum block, SOHC, 24 Valves, vin G,K,M,V, Gasoline	01/1991 - 12/2010	6	3497	34
215CI 3.5Liter SOHC, 24 Valves, vin 4,F, Gasoline	01/1993 - 12/1997	6	3497	33
215CI 3.5Liter HEMI, OHV, 12 Valves, Gasoline	01/1970 - 12/1974	6	3523	35
220CI ERB 3.6Liter		6	3605	36
225CI 3.7Liter Forged crank,OHV, 12 Valves, vin 6B,C,D,E,F,H,J,M,N,W,X,	01/1960 - 12/1976	6	3687	37
225CI 3.7Liter Cast crank, OHV, 12 Valves, vin 6B,C,D,E,F,H,J,M,N,W,X,	01/1976 - 12/1987	6	3687	38
225CI 3.7Liter, OHV		6	3700	39
226CI 3.7Liter Magnum, SOHC, 12 Valves, Gasoline	01/2002 - 12/2009	6	3703	40
232CI 3.8Liter OHV, 12 Valves, vin 1,L,P, Gasoline	01/1991 - 12/2010	6	3778	32
238CI 3.9Liter Magnum, OHV, 12 Valves, vin X, Gasoline	01/1987 - 12/2003	6	3906	41
245CI 4.0Liter HEMI, OHV, 12 Valves, Gasoline	01/1970 - 12/1980	6	4015	35
265CI 4.3Liter HEMI, OHV, 12 Valves, Gasoline	01/1971 - 12/1980	6	4342	35
273CI 4.5Liter, OHV		8	4500	42
277CI 4.6Liter OHV, 16 Valves, Gasoline	01/1956 - 12/1957	8	4540	43

Engine-Code	Years	Cyl	CC	Line
273CI 4.5Liter OHV, 16 Valves, vin D, Gasoline	01/1964 - 12/1969	8	4540	43
287CI 4.7Liter Magnum, Powertech, SOHC, 16 Valves, vin J,N,P, Gasoline	01/2000 - 12/2009	8	4700	44
301CI 4.9Liter OHV, 16 Valves, Gasoline	01/1957 - 12/1957	8	4933	43
303CI 5.0Liter OHV, 16 Valves, Gasoline	01/1956 - 12/1956	8	4966	43
313CI 5.1Liter OHV, 16 Valves, Gasoline	01/1957 - 12/1958	8	5130	43
318CI 5.2Liter, OHV		8	5200	45
318CI 5.2Liter OHV, 16 Valves, vin 8,E,F,G, Gasoline	01/1957 - 12/1973	8	5211	43
318CI 5.2Liter OHV, 16 Valves, vin E,G,H,P, Gasoline	01/1974 - 12/1978	8	5211	47
318CI 5.2Liter OHV, 16 Valves, vin 2,4,G,H,J,K,L,M,N,P,R,S,T,U,Y,Z,	01/1979 - 12/2003	8	5211	46
326CI 5.3Liter OHV, 16 Valves, Gasoline	01/1959 - 12/1959	8	5343	43
340CI 5.6Liter OHV, 16 Valves, Gasoline	01/1968 - 12/1973	8	5572	43
340CI 5.7Liter, OHV		8	5650	42
345CI EZA,EZB,EZC,EZD,EZE,EZH 5.7Liter OHV Hemi, 16 Valves, vin	01/2003 - 12/2010	8	5653	48
350CI 5.7Liter OHV, 16 Valves, Gasoline	01/1958 - 12/1958	8	5737	49
359CI Cummins 5.9Liter OHV, 12 Valves, vin 8,C,D, Diesel	01/1989 - 12/1998	6	5883	50
359CI Cummins ISB 5.9Liter OHV, 24 Valves, vin 6,7,C, Diesel	01/1998 - 12/2002	6	5883	50
359CI Cummins ISB 5.9Liter OHV, 24 Valves, vin 6,C, Diesel Turbocharged	01/2003 - 12/2004	6	5883	51
359CI Cummins QSB 5.9Liter OHV, 24 Valves, vin 6,C, Diesel	01/2003 - 12/2008	6	5883	51
360CI 5.9Liter, OHV		8	5891	52
360CI 5.9Liter OHV, 16 Valves, vin 1,5,F,J,K,L,S,T,U,W,Y, Gasoline	01/1971 - 12/1973	8	5899	54
360CI 5.9Liter OHV, 16 Valves, vin 5,J,K,L,Z, Gasoline	01/1974 - 12/2003	8	5899	53
361CI 5.9Liter, OHV		8	5900	55
361CI 5.9Liter OHV, 16 Valves, vin 8,F, Gasoline	01/1958 - 12/1977	8	5917	49
361CI 5.9Liter OHV, 16 Valves, vin 8,F, Gasoline	01/1966 - 12/1967	8	5917	49
370CI 6.1Liter HEMI, OHV, 16 Valves, vin 3,W, Gasoline	01/2006 - 12/2010	8	6059	48
383CI 6.3Liter OHV, 16 Valves, Gasoline	01/1959 - 12/1960	8	6286	56
383CI 6.3Liter OHV, 16 Valves, vin 8,G,H,J,L,N, Gasoline	01/1961 - 12/1971	8	6286	49
383CI 6.3Liter 16 Valves		8	6300	57
383CI 6.4Liter, OHV		8	6350	55
403CI 6.6Liter OHV, 16 Valves, vin J,M,N,P, Gasoline	01/1972 - 12/1980	8	6555	49
400CI 6.6Liter, OHV		8	6600	55
408CI Cummins ETJ 6.7Liter OHV, 24 Valves, vin A,L, Diesel Turbocharged	01/2007 - 12/2009	6	6685	58
413CI 6.8Liter OHV, 16 Valves, Gasoline	01/1959 - 12/1977	8	6769	56
413CI 6.8Liter HT413, OHV, 16 Valves, Gasoline	01/1960 - 12/1977	8	6769	56
413CI 6.8Liter, OHV		8	6800	59
426CI 7.0Liter Wedge, OHV, 16 Valves, Gasoline	01/1963 - 12/1965	8	6981	56
426CI 7.0Liter Hemi, OHV, 16 Valves, vin H,J,R, Gasoline	01/1964 - 12/1971	8	6981	60
426CI 7.0Liter, OHV Wedge		8	7000	59
440CI 7.2Liter, OHV		8	7200	59
440CI 7.2Liter OHV, 16 Valves, vin D,K,L,M,T,U,V, Gasoline	01/1966 - 12/1980	8	7211	56
440CI 7.2Liter OHV, 16 Valves, vin D,K,L,M,T,U,V, Gasoline	01/1966 - 12/1980	8	7211	60
440CI 7.2Liter OHV, 16 Valves, vin A, Gasoline	01/1972 - 12/1980	8	7211	56
488CI 8.0Liter Aluminum block, OHV, 20 Valves, vin E, Gasoline	01/1994 - 12/2002	10	7990	62
488CI 8.0Liter Iron block, OHV, 20 Valves, vin W, Gasoline	01/1994 - 12/2003	10	7990	61

Chrysler				Chrysler			
King Set No.	Part No.	Qty.	Position	Crankshaft Diameter	Housing Diameter	Length	Wall Thickness
1	61CI Hyundai G4HC 1.0Liter SOHC, 12 Valves, Gasoline	01/2000 - 12/2005	999 cc	66.00 X 73.00	4 cyl		1
	61CI Hyundai G4HG 1.1Liter SOHC, 12 Valves, Gasoline	01/2000 - 12/2005	1086 cc	67.00 X 77.00	4 cyl		
CR4378SI STD/0.25/0.5/0.75/1.0	C4378	4 Pairs		1.4955/1.4961 37.986/38.001	1.6128/1.6138 40.965/40.991	0.551 14.00	0.0590 1.499
MB5641SI STD/0.25/0.5/0.75/1.0 contains thrustwashers	M5641U	5 Pairs		1.6522/1.6533 41.966/41.994	1.8105/1.8115 45.987/46.012	0.634 16.10	0.0786 1.996
	W5641	1 Pair		1.8460/1.8660 46.888/47.396	2.2950/2.3150 58.293/58.801	0.004 0.10	0.0980 2.489

Chrysler

Chrysler



King Set No.



Part No.



Qty.



Position



Crankshaft Diameter



Housing Diameter











Length



Wall Thickness









2	86CI Mitsubishi G12B 1.4Liter SOHC, 8 Valves, vin 2,A,J, Gasoline	01/1979 - 12/1984	1410 cc	74.00 X 82.00	4 cyl	2	
	90CI Mitsubishi 4G15 1.5Liter SOHC, 12 Valves, vin A, Gasoline	01/1991 - 12/1996	1468 cc	75.00 X 82.00	4 cyl		
CR4049AM STD/0.25/0.5/0.75/1.0	C4049	4 Pairs		1.6527/1.6535 41.979/41.999	1.7717/1.7725 45.001/45.022	0.614 15.60	0.0588 1.494
MB 521AM crank flange length mm STD 23.95/23.90 0.25 24.05/24.00 0.5 24.20/24.15 0.75 24.20/24.15 1.0 24.45/24.40	M 521U M 521L	4 Pairs	1,2,4,5	1.8890/1.8898 47.981/48.001	2.0472/2.0480 51.999/52.019	0.752 19.10	0.0783 1.989
	F 521	1 Pair	3	1.8890/1.8898 47.981/48.001	2.0472/2.0480 51.999/52.019	0.947 24.05	0.0783 1.989
MB5237AM Optional to MB 521AM (flange STD) crank flange length mm STD 23.95/23.90 0.25 23.98/23.93 0.5 23.98/23.93 0.75 23.98/23.93	M 521U M 521L	4 Pairs	1,2,4,5	1.8890/1.8898 47.981/48.001	2.0472/2.0480 51.999/52.019	0.752 19.10	0.0783 1.989
	F5237	1 Pair	3	1.8890/1.8898 47.981/48.001	2.0472/2.0480 51.999/52.019	0.947 24.05	0.0783 1.989
3	90CI Mitsubishi 4G15 1.5Liter SOHC, 8 Valves, vin K,X, Gasoline	01/1987 - 12/1990	1468 cc	75.50 X 82.00	4 cyl	3	
	CR4049AM STD/0.25/0.5/0.75/1.0	C4049	4 Pairs		1.6527/1.6535 41.979/41.999		1.7717/1.7725 45.001/45.022
MB 521AM crank flange length mm STD 23.95/23.90 0.25 24.05/24.00 0.5 24.20/24.15 0.75 24.20/24.15 1.0 24.45/24.40	M 521U M 521L	4 Pairs	1,2,4,5	1.8890/1.8898 47.981/48.001	2.0472/2.0480 51.999/52.019	0.752 19.10	0.0783 1.989
	F 521	1 Pair	3	1.8890/1.8898 47.981/48.001	2.0472/2.0480 51.999/52.019	0.947 24.05	0.0783 1.989
MB5237AM Optional to MB 521AM (flange STD) crank flange length mm STD 23.95/23.90 0.25 23.98/23.93 0.5 23.98/23.93 0.75 23.98/23.93	M 521U M 521L	4 Pairs	1,2,4,5	1.8890/1.8898 47.981/48.001	2.0472/2.0480 51.999/52.019	0.752 19.10	0.0783 1.989
	F5237	1 Pair	3	1.8890/1.8898 47.981/48.001	2.0472/2.0480 51.999/52.019	0.947 24.05	0.0783 1.989
4	90CI Mitsubishi 4G15 1.5Liter SOHC, 8 Valves, vin K, Gasoline	01/1985 - 12/1989	1468 cc	75.50 X 82.00	4 cyl	4	
	CR4497AM STD/0.25/0.5/0.75/1.0/1.25	C4497	4 Pairs		1.6527/1.6535 41.979/41.999		1.7717/1.7725 45.001/45.022
MB 521AM crank flange length mm STD 23.95/23.90 0.25 24.05/24.00 0.5 24.20/24.15 0.75 24.20/24.15 1.0 24.45/24.40	M 521U M 521L	4 Pairs	1,2,4,5	1.8890/1.8898 47.981/48.001	2.0472/2.0480 51.999/52.019	0.752 19.10	0.0783 1.989
	F 521	1 Pair	3	1.8890/1.8898 47.981/48.001	2.0472/2.0480 51.999/52.019	0.947 24.05	0.0783 1.989
MB5237AM Optional to MB 521AM (flange STD) crank flange length mm STD 23.95/23.90 0.25 23.98/23.93 0.5 23.98/23.93 0.75 23.98/23.93	M 521U M 521L	4 Pairs	1,2,4,5	1.8890/1.8898 47.981/48.001	2.0472/2.0480 51.999/52.019	0.752 19.10	0.0783 1.989
	F5237	1 Pair	3	1.8890/1.8898 47.981/48.001	2.0472/2.0480 51.999/52.019	0.947 24.05	0.0783 1.989
5	97 CI E82 1.6Liter OHV, 8 Valves, vin A, Gasoline	01/1983 - 12/1986	1591 cc	80.60 X 78.00	4 cyl	5	
	CR4432AM STD/0.25/0.5/0.75/1.0/1.25/1.5	C4432	4 Pairs		1.6126/1.6129 40.960/40.968		1.7325/1.7328 44.006/44.013

Chrysler				Chrysler			
							
King Set No.	Part No.	Qty.	Position	Crankshaft Diameter	Housing Diameter	Length	Wall Thickness
MB 537AM STD/0.25/0.5/0.75/1.25	M 537/1U M 537/1L	2 Pairs	1,5	2.0459/2.0463 51.966/51.976	2.2000/2.2005 55.880/55.893	0.734 18.64	0.0758 1.925
	M 537/1U	2 Pairs	2,4	2.0459/2.0463 51.966/51.976	2.2000/2.2005 55.880/55.893	0.734 18.64	0.0758 1.925
	M 537/3U M 537/3L	1 Pair	3	2.0459/2.0463 51.966/51.976	2.2000/2.2005 55.880/55.893	0.971 24.66	0.0758 1.925
6	98CI Mitsubishi 4G61 1.6Liter DOHC, 16 Valves, vin Y, Gasoline	01/1989 - 12/1990	1597 cc	82.30 X 75.00	4 cyl		6
	98CI Mitsubishi 4G61 1.6Liter DOHC, 16 Valves, vin Y, Gasoline Turbocharged	01/1990 - 12/1990	1597 cc	82.30 X 75.00	4 cyl		
	98CI Mitsubishi G32BT 1.6Liter SOHC, 8 Valves, vin 3,B,K, Gasoline	01/1971 - 12/1984	1597 cc	76.90 X 86.00	4 cyl		
	98CI Mitsubishi G32BT 1.6Liter SOHC, 8 Valves, vin F, Gasoline Turbocharged	01/1971 - 12/1984	1597 cc	76.90 X 86.00	4 cyl		
	108CI Mitsubishi 4G37 1.8Liter SOHC, 8 Valves, vin B,T, Gasoline	01/1989 - 12/1994	1755 cc	80.60 X 86.00	4 cyl		
CR4481AM STD/0.25/0.5/0.75/1.0	C4481	4 Pairs		1.7709/1.7717 44.981/45.001	1.8899/1.8904 48.003/48.016	0.925 23.50	0.0587 1.491
MB 524AM crank flange length mm STD 28.96/28.91 0.25 29.06/29.01 0.5 29.21/29.16 0.75 29.21/29.16 1.0 29.46/29.41	M 524U M 524L	4 Pairs	1,2,4,5	2.2435/2.2441 56.985/57.000	2.4016/2.4024 61.001/61.021	0.908 23.06	0.0784 1.991
	F 524	1 Pair	3	2.2435/2.2441 56.985/57.000	2.4016/2.4024 61.001/61.021	1.144 29.06	0.0784 1.991
CR4481XP STD/STDX/.025/0.25 Optional to CR4481AM (Race bearings, Tri-metal [pMax Black])	C4481/PR	4 Pairs		1.7713/1.7717 44.991/45.001	1.8898/1.8905 48.001/48.019	0.925 23.50	0.0587 1.491
MB5227AM Optional to MB 524AM (flange STD) crank flange length mm STD 28.96/28.91 0.25 28.99/28.94 0.5 28.99/28.94 0.75 28.99/28.94 1.0 28.99/28.94	M 524U M 524L	4 Pairs	1,2,4,5	2.2435/2.2441 56.985/57.000	2.4016/2.4024 61.001/61.021	0.908 23.06	0.0784 1.991
	F5227	1 Pair	3	2.2435/2.2441 56.985/57.000	2.4016/2.4024 61.001/61.021	1.144 29.06	0.0784 1.991
MB5227XP Optional to MB5227AM (Race bearings, Tri-metal [pMax Black]) crank flange length mm STD 28.96/28.91 STDX 28.96/28.91 .025 28.96/28.91 0.25 28.96/28.91	M5227U/PR M5227L/PR	4 Pairs	1,2,4,5	2.2433/2.2441 56.980/57.000	2.4016/2.4024 61.001/61.021	0.908 23.06	0.0784 1.991
	F5227/PR	1 Pair	3	2.2433/2.2441 56.980/57.000	2.4016/2.4024 61.001/61.021	1.144 29.06	0.0784 1.991
7	104CI 1.7Liter SOHC, 8 Valves, vin A,B, Gasoline	01/1978 - 12/1983	1706 cc	79.50 X 86.00	4 cyl		7
	CR 411AM STD/0.25/0.5/0.75/1.0/1.25/1.5	C 411	4 Pairs		1.8086/1.8094 45.938/45.959	1.9291/1.9297 48.999/49.014	0.747 18.97
CR 411CP STD/0.25/0.5	C 411	4 Pairs		1.8086/1.8094 45.938/45.959	1.9291/1.9297 48.999/49.014	0.747 18.97	0.0594 1.509
MB5070AM 360 degree oil groove in position 5 crank flange length mm STD 24.94/24.89 0.25 25.04/24.99 0.5 25.04/24.99 0.75 25.04/24.99 1.0 25.04/24.99 1.25 25.14/25.09 1.5 25.34/25.29	M 507U M 507L	3 Pairs	1,2,4	2.1243/2.1251 53.957/53.978	2.3228/2.3235 58.999/59.017	0.727 18.46	0.0984 2.499
	F5070U F5070L	1 Pair	3	2.1243/2.1251 53.957/53.978	2.3228/2.3235 58.999/59.017	0.986 25.04	0.0984 2.499
	M 507U	1 Pair	5	2.1243/2.1251 53.957/53.978	2.3228/2.3235 58.999/59.017	0.727 18.46	0.0984 2.499

Chrysler

Chrysler









King Set No.	Part No.	Qty.	Position	Crankshaft Diameter	Housing Diameter	Length	Wall Thickness
MB5027AM Optional to MB5070AM (360 degree oil groove) crank flange length mm STD 24.94/24.89 0.25 25.04/24.99 0.5 25.04/24.99 0.75 25.04/24.99 1.0 25.04/24.99	M 507U	4 Pairs	1,2,4,5	2.1243/2.1251 53.957/53.978	2.3228/2.3235 58.999/59.017	0.727 18.46	0.0984 2.499
	F5070U	1 Pair	3	2.1243/2.1251 53.957/53.978	2.3228/2.3235 58.999/59.017	0.986 25.04	0.0984 2.499
MB5192AM Optional to MB5070AM (flange O/S 0.8mm) crank flange length mm STD 24.94/24.89 0.25 25.74/25.69 0.5 25.74/25.69 0.75 25.74/25.69 1.0 25.74/25.69	M 507U M 507L	3 Pairs	1,2,4	2.1243/2.1251 53.957/53.978	2.3228/2.3235 58.999/59.017	0.727 18.46	0.0984 2.499
	F5192U F5192L	1 Pair	3	2.1243/2.1251 53.957/53.978	2.3228/2.3235 58.999/59.017	0.986 25.04	0.0984 2.499
	M 507U	1 Pair	5	2.1243/2.1251 53.957/53.978	2.3228/2.3235 58.999/59.017	0.727 18.46	0.0984 2.499
MB5566AM STD/0.25/0.5/0.75/1.0/1.5 Optional to MB5070AM (requires thrustwashers) 360 degree oil groove in position 4	M 507U M 507L	4 Pairs	1,2,3,5	2.1243/2.1251 53.957/53.978	2.3228/2.3235 58.999/59.017	0.727 18.46	0.0984 2.499
	M 507U	1 Pair	4	2.1243/2.1251 53.957/53.978	2.3228/2.3235 58.999/59.017	0.727 18.46	0.0984 2.499
MB5566XP STD/STDX/0.25/0.5 Optional to MB5566AM (Race bearings, Tri-metal [pMax Black])	M 507U-PR M 507L-PR	4 Pairs	1,2,3,5	2.1243/2.1251 53.957/53.978	2.3228/2.3235 58.999/59.017	0.727 18.46	0.0984 2.499
	M 507U-PR	1 Pair	4	2.1243/2.1251 53.957/53.978	2.3228/2.3235 58.999/59.017	0.727 18.46	0.0984 2.499
MB5028AM STD/0.25/0.5/0.75 Optional to MB5027AM (requires thrustwashers)	M 507U	5 Pairs	1,2,3,4,5	2.1243/2.1251 53.957/53.978	2.3228/2.3235 58.999/59.017	0.727 18.46	0.0984 2.499
8	B18 1.8 Liter		1780 cc	84.15 X 80.00	4 cyl		8
CR4406AM STD/010/020/030/040	C4406	4 Pairs		2.1295/2.1300 54.089/54.102	2.2765/2.2770 57.823/57.836	1.061 26.95	0.0725 1.842
MB 523AM crank flange length mm STD 38.91/38.86 010 39.01/38.96 020 39.16/39.11 060 39.41/39.36	M 523	4 Pairs	1,2,3,4	2.4977/2.4982 63.442/63.454	2.6560/2.6570 67.462/67.488	1.109 28.17	0.0781 1.984
	F 523	1 Pair	5	2.4977/2.4982 63.442/63.454	2.6560/2.6570 67.462/67.488	1.536 39.01	0.0781 1.984
9	110CI 1.8Liter SOHC, 8 Valves, Gasoline		01/1975 - 12/1981	1798 cc	86.10 X 77.20	4 cyl	9
CR4477AM STD/010/020/030/040/050	C4477	4 Pairs		2.1240/2.1245 53.950/53.962	2.2710/2.2715 57.683/57.696	0.816 20.72	0.0726 1.844
MB 584AM STD/010/020/030/040	M 584/1	4 Pairs	1,2,4,5	2.3740/2.3747 60.300/60.317	2.5197/2.5205 64.000/64.021	1.004 25.50	0.0721 1.831
	M 584/3	1 Pair	3	2.3740/2.3747 60.300/60.317	2.5197/2.5205 64.000/64.021	1.130 28.70	0.0721 1.831
10	B20A/B/E/F 2.0Liter		1986 cc	88.89 X 80.00	4 cyl		10
CR4406AM STD/010/020/030/040 -1973	C4406	4 Pairs		2.1295/2.1300 54.089/54.102	2.2765/2.2770 57.823/57.836	1.061 26.95	0.0725 1.842
CR4451AM STD/010/020/030 1974-	C4451	4 Pairs		2.1255/2.1260 53.988/54.000	2.2835/2.2840 58.001/58.014	0.952 24.18	0.0782 1.986
MB 523AM crank flange length mm STD 38.91/38.86 010 39.01/38.96 020 39.16/39.11 060 39.41/39.36	M 523	4 Pairs	1,2,3,4	2.4977/2.4982 63.442/63.454	2.6560/2.6570 67.462/67.488	1.109 28.17	0.0781 1.984
	F 523	1 Pair	5	2.4977/2.4982 63.442/63.454	2.6560/2.6570 67.462/67.488	1.536 39.01	0.0781 1.984

Chrysler				Chrysler				
								
King Set No.		Part No.	Qty.	Position	Crankshaft Diameter	Housing Diameter	Length	Wall Thickness
11	122CI ECB 2.0Liter SOHC, 16 Valves, vin C,F, Gasoline	01/1996 - 12/2005	1996 cc	87.50 X 83.00	4 cyl			11
	122CI ECC,ECF,420A 2.0Liter DOHC, 16 Valves, vin Y, Gasoline	01/1996 - 12/1999	1996 cc	87.50 X 83.00	4 cyl			
CR4195AM STD/0.25/0.5/0.75/1.0	C4195	4 Pairs			1.8894/1.8900 47.991/48.006	2.0075/2.0081 50.991/51.006	0.805 20.45	0.0584 1.483
MB5052AM crank flange length mm STD 26.26/26.21 0.25 26.29/26.24 0.5 26.29/26.24 0.75 26.29/26.24	M5052U M5052L	4 Pairs	1,2,4,5		2.0469/2.0475 51.991/52.007	2.2045/2.2050 55.994/56.007	0.784 19.90	0.0782 1.986
	F5052U F5052L	1 Pair	3		2.0469/2.0475 51.991/52.007	2.0450/2.0500 51.943/52.070	1.038 26.36	0.0782 1.986
CR4183AM STD/0.25/0.5/0.75/1.0 Optional to CR4195AM (housing bore +.002")	C4183	4 Pairs			1.8894/1.8900 47.991/48.006	2.0095/2.0101 51.041/51.057	0.805 20.45	0.0594 1.509
12	122CI 2.0Liter SOHC, 16 Valves, vin C, Gasoline	01/1995 - 12/1995	1996 cc	87.50 X 83.00	4 cyl			12
	122CI 2.0Liter DOHC, 16 Valves, vin Y, Gasoline	01/1995 - 12/1995	1996 cc	87.50 X 83.00	4 cyl			
CR4195AM STD/0.25/0.5/0.75/1.0	C4195	4 Pairs			1.8894/1.8900 47.991/48.006	2.0075/2.0081 50.991/51.006	0.805 20.45	0.0584 1.483
MB5065AM crank flange length mm STD 26.26/26.21 0.25 26.29/26.24 0.5 26.29/26.24 0.75 26.29/26.24 1.0 26.29/26.24	M5052U M5065L	4 Pairs	1,2,4,5		2.0469/2.0475 51.991/52.007	2.2045/2.2050 55.994/56.007	0.784 19.90	0.0782 1.986
	F5052U F5065L	1 Pair	3		2.0469/2.0475 51.991/52.007	2.0450/2.0500 51.943/52.070	1.038 26.36	0.0782 1.986
CR4183AM STD/0.25/0.5/0.75/1.0 Optional to CR4195AM (housing bore +.002")	C4183	4 Pairs			1.8894/1.8900 47.991/48.006	2.0095/2.0101 51.041/51.057	0.805 20.45	0.0594 1.509
13	122CI Mitsubishi 4G63 2.0Liter SOHC, 8 Valves, vin 5,D,U,V, Gasoline	01/1983 - 12/1992	1997 cc	85.00 X 88.00	4 cyl			13
	122CI Mitsubishi 4G63 2.0Liter DOHC, 16 Valves, vin R, Gasoline	01/1989 - 12/1992	1997 cc	85.00 X 88.00	4 cyl			
	122CI Mitsubishi 4G63T 2.0Liter DOHC, 16 Valves, vin U, Gasoline Turbocharged	01/1990 - 12/1992	1997 cc	85.00 X 88.00	4 cyl			
	144CI Mitsubishi 4G64 2.4Liter SOHC, 8 Valves, vin W, Gasoline	01/1990 - 12/1992	2351 cc	86.50 X 100.00	4 cyl			
CR4481AM STD/0.25/0.5/0.75/1.0	C4481	4 Pairs			1.7709/1.7717 44.981/45.001	1.8899/1.8904 48.003/48.016	0.925 23.50	0.0587 1.491
CS3305BB								
MB 524AM crank flange length mm STD 28.96/28.91 0.25 29.06/29.01 0.5 29.21/29.16 0.75 29.21/29.16 1.0 29.46/29.41	M 524U M 524L	4 Pairs	1,2,4,5		2.2435/2.2441 56.985/57.000	2.4016/2.4024 61.001/61.021	0.908 23.06	0.0784 1.991
	F 524	1 Pair	3		2.2435/2.2441 56.985/57.000	2.4016/2.4024 61.001/61.021	1.144 29.06	0.0784 1.991
CR4481XP STD/STDX/.025/0.25 Optional to CR4481AM (Race bearings, Tri-metal [pMax Black])	C4481/PR	4 Pairs			1.7713/1.7717 44.991/45.001	1.8898/1.8905 48.001/48.019	0.925 23.50	0.0587 1.491
MB5227AM Optional to MB 524AM (flange STD) crank flange length mm STD 28.96/28.91 0.25 28.99/28.94 0.5 28.99/28.94 0.75 28.99/28.94 1.0 28.99/28.94	M 524U M 524L	4 Pairs	1,2,4,5		2.2435/2.2441 56.985/57.000	2.4016/2.4024 61.001/61.021	0.908 23.06	0.0784 1.991
	F5227	1 Pair	3		2.2435/2.2441 56.985/57.000	2.4016/2.4024 61.001/61.021	1.144 29.06	0.0784 1.991

Chrysler

Chrysler

King Set No.	Part No.	Qty.	Position	Crankshaft Diameter	Housing Diameter	Length	Wall Thickness
MB5227XP Optional to MB5227AM (Race bearings, Tri-metal [pMax Black]) <i>crank flange length mm</i> STD 28.96/28.91 STDX 28.96/28.91 .025 28.96/28.91 0.25 28.96/28.91	M5227U/PR M5227L/PR	4 Pairs	1,2,4,5	2.2433/2.2441 56.980/57.000	2.4016/2.4024 61.001/61.021	0.908 23.06	0.0784 1.991
	F5227/PR	1 Pair	3	2.2433/2.2441 56.980/57.000	2.4016/2.4024 61.001/61.021	1.144 29.06	0.0784 1.991
14	122CI Mitsubishi G52B 2.0Liter SOHC, 8 Valves, vin U, Gasoline	01/1974 - 12/1979	1997 cc	84.00 X 90.00	4 cyl		14
	156CI Mitsubishi G54B 2.6Liter SOHC, 8 Valves, vin F, Gasoline	01/1978 - 12/1978	2555 cc	91.00 X 98.00	4 cyl		
CR4466AM STD/0.25/0.5/0.75/1.0/1.5	C4466	4 Pairs		2.0858/2.0866 52.979/53.000	2.2047/2.2055 55.999/56.020	0.982 24.95	0.0589 1.496
MB 577AM <i>crank flange length mm</i> STD 30.96/30.91 0.25 31.06/31.01 0.5 31.21/31.16 0.75 31.21/31.16 1.0 31.21/31.16 1.25 31.46/31.41 1.5 31.46/31.41	M 577	4 Pairs	1,2,4,5	2.5976/2.5984 65.979/65.999	2.7559/2.7567 70.000/70.020	0.984 25.00	0.0783 1.989
	F 577	1 Pair	3	2.5976/2.5984 65.979/65.999	2.7559/2.7567 70.000/70.020	1.223 31.06	0.0783 1.989
CR4586XP STD/STDX/0.25 Optional to CR4466AM (Race bearings, Tri-metal [pMax Black])	C4586-PR	4 Pairs		2.0454/2.0461 51.953/51.971	2.1654/2.1657 55.001/55.009	0.669 17.00	0.0591 1.501
MB5228AM Optional to MB 577AM (flange STD) <i>crank flange length mm</i> STD 30.96/30.91 0.25 30.99/30.94 0.5 30.99/30.94 0.75 30.99/30.94 1.0 30.99/30.94	M 577	4 Pairs	1,2,4,5	2.5976/2.5984 65.979/65.999	2.7559/2.7567 70.000/70.020	0.984 25.00	0.0783 1.989
	F5228	1 Pair	3	2.5976/2.5984 65.979/65.999	2.7559/2.7567 70.000/70.020	1.223 31.06	0.0782 1.986
15	122CI Mitsubishi G52B 2.0Liter SOHC, 8 Valves, vin U, Gasoline	01/1979 - 12/1982	1997 cc	84.00 X 90.00	4 cyl		15
	156CI Mitsubishi G54B 2.6Liter SOHC, 8 Valves, vin 7,D,F,G, Gasoline	01/1979 - 12/1987	2555 cc	91.00 X 98.00	4 cyl		
	156CI Mitsubishi G54B 2.6Liter SOHC, 8 Valves, vin W, Gasoline	01/1979 - 12/1990	2555 cc	91.10 X 98.00	4 cyl		
	156CI Mitsubishi G54B 2.6Liter SOHC, 8 Valves, vin H,N, Gasoline Supercharged	01/1984 - 12/1990	2555 cc	91.10 X 98.00	4 cyl		
CR4466AM STD/0.25/0.5/0.75/1.0/1.5	C4466	4 Pairs		2.0858/2.0866 52.979/53.000	2.2047/2.2055 55.999/56.020	0.982 24.95	0.0589 1.496
MB5195AM <i>crank flange length mm</i> STD 30.96/30.91 0.25 31.06/31.01 0.5 31.21/31.16 0.75 31.21/31.16 1.0 31.46/31.41	M 546U M 546L	4 Pairs	1,2,4,5	2.3614/2.3622 59.980/60.000	2.5197/2.5205 64.000/64.021	0.988 25.10	0.0784 1.991
	F5195	1 Pair	3	2.3614/2.3622 59.980/60.000	2.5197/2.5205 64.000/64.021	1.223 31.06	0.0784 1.991
CR4586XP STD/STDX/0.25 Optional to CR4466AM (Race bearings, Tri-metal [pMax Black])	C4586-PR	4 Pairs		2.0454/2.0461 51.953/51.971	2.1654/2.1657 55.001/55.009	0.669 17.00	0.0591 1.501
MB 546AM Optional to MB5195AM (flange STD) <i>crank flange length mm</i> STD 30.96/30.91 0.25 30.99/30.94 0.5 30.99/30.94 0.75 30.99/30.94 1.0 30.99/30.94	M 546U M 546L	4 Pairs	1,2,4,5	2.3614/2.3622 59.980/60.000	2.5197/2.5205 64.000/64.021	0.988 25.10	0.0784 1.991
	F 546	1 Pair	3	2.3614/2.3622 59.980/60.000	2.5197/2.5205 64.000/64.021	1.223 31.06	0.0784 1.991

Chrysler				Chrysler			
							
King Set No.	Part No.	Qty.	Position	Crankshaft Diameter	Housing Diameter	Length	Wall Thickness
16	122CI Mitsubishi 4G63 2.0Liter DOHC, 16 Valves, vin E, Gasoline	01/1993 - 12/1994	1997 cc	85.00 X 88.00	4 cyl		16
	122CI Mitsubishi 4G63T 2.0Liter DOHC, 16 Valves, vin F, Gasoline Supercharged	01/1993 - 12/1996	1997 cc	85.00 X 88.00	4 cyl		
	144CI Mitsubishi 4G64 2.4Liter SOHC, 8 Valves, vin G, Gasoline	01/1993 - 12/1994	2351 cc	86.50 X 100.00	4 cyl		
	144CI Mitsubishi 4G64 2.4Liter SOHC, 16 Valves, vin G, Gasoline	01/1993 - 12/1996	2351 cc	86.50 X 100.00	4 cyl		
CR4120SI STD/0.25/0.5/0.75/1.0	C4120	4 Pairs		1.7709/1.7717 44.981/45.001	1.8898/1.8904 48.001/48.016	0.831 21.10	0.0588 1.494
CS3305BB							
MB5177AM <i>crank flange length mm</i> STD 25.40/25.35 0.25 25.50/25.45 0.5 25.65/25.60 0.75 25.65/25.60 1.0 25.90/25.85	M5177U M5177L	4 Pairs	1,2,4,5	2.2435/2.2441 56.985/57.000	2.4016/2.4024 61.001/61.021	0.811 20.60	0.0786 1.996
	F5177	1 Pair	3	2.2435/2.2441 56.985/57.000	2.4016/2.4024 61.001/61.021	1.004 25.50	0.0786 1.996
CR4120XP STD/STDX/0.25 Optional to CR4120SI (Race bearings, Tri-metal [pMax Black])	C4120/PR	4 Pairs		1.7709/1.7715 44.981/44.996	1.8897/1.8905 47.998/48.019	0.831 21.10	0.0586 1.488
MB5209AM Optional to MB5177AM (flange STD) <i>crank flange length mm</i> STD 25.40/25.35 0.25 25.43/25.38 0.5 25.43/25.38 0.75 25.43/25.38 1.0 25.43/25.38	M5177U M5177L	4 Pairs	1,2,4,5	2.2435/2.2441 56.985/57.000	2.4016/2.4024 61.001/61.021	0.811 20.60	0.0786 1.996
	F5209	1 Pair	3	2.2435/2.2441 56.985/57.000	2.4016/2.4024 61.001/61.021	1.004 25.50	0.0783 1.989
MB5209XP Optional to MB5209AM (Race bearings, Tri-metal [pMax Black]) 3/4 Groove <i>crank flange length mm</i> STD 25.40/25.35 STDX 25.40/25.35 .025 25.40/25.35 0.25 25.40/25.35	M5177U/PR M5177L/PR	4 Pairs	1,2,4,5	2.2435/2.2441 56.985/57.000	2.4016/2.4024 61.001/61.021	0.823 20.90	0.0783 1.989
	F5209/PR	1 Pair	3	2.2435/2.2441 56.985/57.000	2.4016/2.4024 61.001/61.021	1.004 25.50	0.0783 1.989
MB5403AM Optional to MB5209AM (1 flanged half) <i>crank flange length mm</i> STD 25.40/25.35 0.25 25.43/25.38 0.5 25.43/25.38 0.75 25.43/25.38	M5177U M5177L	4 Pairs	1,2,4,5	2.2435/2.2441 56.985/57.000	2.4016/2.4024 61.001/61.021	0.811 20.60	0.0786 1.996
	F5209 M5177L	1 Pair	3	2.2435/2.2441 56.985/57.000	2.4016/2.4024 61.001/61.021	1.004 25.50	0.0785 1.994
17	132CI J7T 2.2Liter SOHC, 8 Valves, Gasoline	01/1988 - 12/1989	2165 cc	88.00 X 89.00	4 cyl		17
CR4006AM STD/0.25/0.5/0.75/1.0/1.25	C4006U C4006L	4 Pairs		2.2152/2.2160 56.266/56.286	2.3624/2.3630 60.005/60.020	0.815 20.70	0.0725 1.842
18	134CI 2.2Liter SOHC, 8 Valves, vin 8,B,C,D,F, Gasoline	01/1981 - 12/1994	2212 cc	87.50 X 92.00	4 cyl		18
	134CI 2.2Liter DOHC, 16 Valves, Gasoline	01/1988 - 12/1991	2212 cc	87.50 X 92.00	4 cyl		
	134CI 2.2Liter SOHC, 8 Valves, vin A,C,E,P, Gasoline Supercharged	01/1984 - 12/1990	2212 cc	87.50 X 92.00	4 cyl		
	134CI 2.2Liter DOHC, 16 Valves, vin A,R, Gasoline Supercharged	01/1988 - 12/1993	2212 cc	87.50 X 92.00	4 cyl		
	153CI 2.5Liter SOHC, 8 Valves, vin G,K,V, Gasoline	01/1986 - 12/1995	2500 cc	87.50 X 104.00	4 cyl		

Chrysler

Chrysler



King Set No.



Part No.



Qty.



Position



Crankshaft Diameter



Housing Diameter



Length



Wall Thickness









King Set No.	Part No.	Qty.	Position	Crankshaft Diameter	Housing Diameter	Length	Wall Thickness
153CI 2.5Liter SOHC, 8 Valves, vin J, Gasoline Supercharged 01/1989 - 12/1992 2500 cc 87.50 X 104.00 4 cyl							
CR 424AM STD/0.26/0.25/0.5/0.75/1.0/1.5	C 424	4 Pairs		1.9677/1.9687 49.980/50.005	2.0863/2.0869 52.992/53.007	0.791 20.10	0.0584 1.483
CS 228BB							
MB5521AM crank flange length mm STD 27.86/27.81 0.25 27.89/27.84 0.5 27.89/27.84 0.75 27.89/27.84 1.0 27.89/27.84 1.5 28.11/28.06	M5521	4 Pairs	1,2,4,5	2.3617/2.3627 59.987/60.013	2.5194/2.5202 63.993/64.013	0.850 21.60	0.0782 1.986
	F5521U F5521L	1 Pair	3	2.3617/2.3627 59.987/60.013	2.5194/2.5202 63.993/64.013	1.101 27.96	0.0782 1.986
19 143CI Mitsubishi 4D55T 2.3Liter SOHC, 8 Valves, vin 9,J, Diesel Supercharged 01/1983 - 12/1986 2346 cc 91.10 X 90.00 4 cyl							
CR4466AM STD/0.25/0.5/0.75/1.0/1.5	C4466	4 Pairs		2.0858/2.0866 52.979/53.000	2.2047/2.2055 55.999/56.020	0.982 24.95	0.0589 1.496
MB 577AM crank flange length mm STD 30.96/30.91 0.25 31.06/31.01 0.5 31.21/31.16 0.75 31.21/31.16 1.0 31.21/31.16 1.25 31.46/31.41 1.5 31.46/31.41	M 577	4 Pairs	1,2,4,5	2.5976/2.5984 65.979/65.999	2.7559/2.7567 70.000/70.020	0.984 25.00	0.0783 1.989
	F 577	1 Pair	3	2.5976/2.5984 65.979/65.999	2.7559/2.7567 70.000/70.020	1.223 31.06	0.0783 1.989
CR4586XP STD/STDx/0.25 Optional to CR4466AM (Race bearings, Tri-metal [pMax Black])	C4586-PR	4 Pairs		2.0454/2.0461 51.953/51.971	2.1654/2.1657 55.001/55.009	0.669 17.00	0.0591 1.501
MB5228AM Optional to MB 577AM (flange STD) crank flange length mm STD 30.96/30.91 0.25 30.99/30.94 0.5 30.99/30.94 0.75 30.99/30.94 1.0 30.99/30.94	M 577	4 Pairs	1,2,4,5	2.5976/2.5984 65.979/65.999	2.7559/2.7567 70.000/70.020	0.984 25.00	0.0783 1.989
	F5228	1 Pair	3	2.5976/2.5984 65.979/65.999	2.7559/2.7567 70.000/70.020	1.223 31.06	0.0782 1.986
20 144CI Mitsubishi 4G64 2.4Liter SOHC, 16 Valves, vin G, Gasoline 01/2001 - 12/2005 2351 cc 86.50 X 100.00 4 cyl							
CR4120SI STD/0.25/0.5/0.75/1.0	C4120	4 Pairs		1.7709/1.7717 44.981/45.001	1.8898/1.8904 48.001/48.016	0.831 21.10	0.0588 1.494
CS3305BB							
MB5315AM STD/0.25/0.5/0.75	M5177U M5177L	5 Pairs	1,2,3,4,5	2.2435/2.2441 56.985/57.000	2.4016/2.4024 61.001/61.021	0.811 20.60	0.0786 1.996
TW 173AM STD/0.25	W 173	1 Pair		2.4842/2.4941 63.099/63.350	3.1693/3.1791 80.500/80.749	0.000 0.00	0.0830 2.108
CR4120XP STD/STDx/0.25 Optional to CR4120SI (Race bearings, Tri-metal [pMax Black])	C4120/PR	4 Pairs		1.7709/1.7715 44.981/44.996	1.8897/1.8905 47.998/48.019	0.831 21.10	0.0586 1.488
MB5315XP STD/STDx/0.25/0.25 Optional to MB5315AM (Race bearings, Tri-metal [pMax Black]) 3/4 Groove	M5315U/PR M5315L/PR	5 Pairs	1,2,3,4,5	2.2435/2.2441 56.985/57.000	2.4016/2.4024 61.001/61.021	0.811 20.60	0.0783 1.989
TW 173HP STD/0.25 Optional to TW 173AM (Race bearings, Bi-metal [Alecular])	W 173/PR	1 Pair		2.4842/2.4941 63.099/63.350	3.1693/3.1791 80.500/80.749	0.000 0.00	0.0830 2.108

Chrysler				Chrysler				
King Set No.	Part No.	Qty.	Position	Crankshaft Diameter	Housing Diameter	Length	Wall Thickness	
21	148CI 2.4Liter DOHC, 16 Valves, vin 9,B,J,X, Gasoline	01/1995 - 12/2009	2429 cc	87.38 X 100.99	4 cyl		21	
	148CI EDZ 2.4Liter, DOHC L4, 16 Valves, vin 8,E,G,S, Gasoline Supercharged	01/2003 - 12/2009	2429 cc	87.38 X 100.99	4 cyl			
CR4256AM STD/0.25/0.5/0.75/1.0	C4256	4 Pairs		1.9688/1.9695 50.008/50.025	2.0864/2.0869 52.995/53.007	0.791 20.10	0.0583 1.481	
MB5270AM crank flange length mm STD 27.85/27.80 0.25 27.88/27.83 0.5 27.88/27.83 0.75 27.88/27.83 1.0 27.88/27.83	M5270	4 Pairs	1,2,4,5	2.3619/2.3625 59.992/60.008	2.5197/2.5202 64.000/64.013	0.850 21.60	0.0781 1.984	
	F5270	1 Pair	3	2.3619/2.3625 59.992/60.008	2.5197/2.5202 64.000/64.013	1.100 27.95	0.0781 1.984	
CR4271AM STD/0.25/0.5/0.75 Optional to CR4256AM (housing bore +.002")	C4271	4 Pairs		1.9688/1.9695 50.008/50.025	2.0884/2.0889 53.045/53.058	0.791 20.10	0.0593 1.506	
22	150CI 2.5Liter SOHC, 8 Valves, Gasoline	01/1988 - 12/1989	2460 cc	98.43 X 81.03	4 cyl		22	
CR4023SI STD/001/010/020/030/040/060	C 648	4 Pairs		2.0948/2.0955 53.208/53.226	2.2080/2.2085 56.083/56.096	0.836 21.23	0.0560 1.422	
CS 422BB 010	S 422/1	1	1	2.0295/2.0305 51.549/51.575	2.1555/2.1565 54.750/54.775	0.690 17.53	0.0620 1.575	
	S 422/2	1	2	2.0195/2.0205 51.295/51.321	2.1455/2.1465 54.496/54.521	0.690 17.53	0.0620 1.575	
	S 422/3	1	3	2.0095/2.0105 51.041/51.067	2.1355/2.1365 54.242/54.267	0.690 17.53	0.0620 1.575	
	S 422/4	1	4	1.9995/2.0005 50.787/50.813	2.1255/2.1265 53.988/54.013	0.690 17.53	0.0620 1.575	
MB5560SI crank flange length mm STD 32.26/32.21 010 32.29/32.24 020 32.29/32.24 030 32.29/32.24 040 32.29/32.24	M 763U M 763L	4 Pairs	1,3,4,5	2.4988/2.4995 63.470/63.487	2.6910/2.6920 68.351/68.377	0.985 25.02	0.0952 2.418	
	F 763U F 763L	1 Pair	2	2.4988/2.4995 63.470/63.487	2.6910/2.6920 68.351/68.377	1.274 32.36	0.0952 2.418	
CR4352SI STD/010/020/030/040 Optional to CR4023SI (housing bore +.002")	C6805	4 Pairs		2.0948/2.0955 53.208/53.226	2.2100/2.2105 56.134/56.147	0.836 21.23	0.0570 1.448	
23	152CI Mitsubishi 6G73 2.5Liter SOHC, 24 Valves, vin H,N, LPG	01/1995 - 12/2000	2497 cc	83.50 X 76.00	6 cyl		23	
CR6629AM STD/0.25/0.5/0.75/1.0/1.25	C6629	6 Pairs		1.9674/1.9685 49.972/50.000	2.0866/2.0874 53.000/53.020	0.605 15.37	0.0586 1.488	
TW 247AM STD/0.25	W 247D W 247E	2 Pairs		2.5984/2.6083 65.999/66.251	3.0590/3.0690 77.699/77.953	0.000 0.00	0.0777 1.974	
24	152CI 425CLIRS / X 2.5Liter OHV, 8 Valves, Diesel Turbocharged	01/2001 - 12/2007	2499 cc	92.00 X 94.00	4 cyl		24	
	152CI 425HRCLTI 2.5Liter OHV, 8 Valves, Diesel Turbocharged	01/2003 - 12/2007	2499 cc	92.00 X 94.00	4 cyl			
CR4501CA STD/0.25/0.5/0.75/1.0	C4501U C4501L	4 Pairs		2.1236/2.1242 53.939/53.955	2.2663/2.2670 57.564/57.582	0.909 23.10	0.0708 1.798	
TW2013AM STD/0.25/0.5	W2013D W2013E	2 Pairs		2.9232/2.9331 74.249/74.501	3.4646 88.001	0.000 0.00	0.0930 2.362	

Chrysler

Chrysler









King Set No.	Part No.	Qty.	Position	Crankshaft Diameter	Housing Diameter	Length	Wall Thickness
25	164CI Mercedes Benz OM647LA 2.7Liter DOHC, 20 Valves, Gasoline Supercharged	01/2003 - 12/2006	2684 cc	88.00 X 88.40	5 cyl		25
	164CI Mercedes Benz OM612LA 2.7Liter DOHC, 20 Valves, Gasoline Supercharged	01/2003 - 12/2006	2685 cc	88.00 X 88.40	5 cyl		
CR1018XA STD/0.25/0.5/0.75/1.0	C4327U C4327L	1 Pair		1.8878/1.8884 47.950/47.965	2.0315/2.0322 51.600/51.618	0.854 21.70	0.0716 1.819
MB 624XA STD/0.25/0.5	M5117U M5117L	6 Pairs		2.2815/2.2821 57.950/57.965	2.4606/2.4614 62.499/62.520	0.689 17.50	0.0891 2.263
TW2008AM STD/0.25/0.5	W2008D W2008E	2 Pairs		2.5905 65.799	3.1890 81.001	0.000 0.00	0.0860 2.184
26	167CI EER 2.7Liter DOHC, 24 Valves, vin D,R,T,U, Gasoline	01/1998 - 12/2009	2700 cc	86.00 X 78.50	6 cyl		26
	CR6780SI STD/0.25/0.5/0.75/1.0	C6780	6 Pairs	2.1060/2.1067 53.492/53.510	2.2241/2.2247 56.492/56.507	0.683 17.35	
MB4074SI STD/0.25/0.5/0.75/1.0 contains thrustwashers	M4074U M4074L	4 Pairs	1,2,3,4	2.4997/2.5004 63.492/63.510	2.7163/2.7169 68.994/69.009	0.732 18.60	0.1078 2.738
	W4074	1 Pair		2.7992/2.8091 71.100/71.351	3.5508/3.5606 90.190/90.439	0.004 0.10	0.0809 2.055
CR6781SI STD/0.25/0.5/0.75 Optional to CR6780SI (housing bore +.002")	C6781	6 Pairs		2.1060/2.1067 53.492/53.510	2.2261/2.2267 56.543/56.558	0.683 17.35	0.0595 1.511
27	170CI 2.8Liter, OHV		2800 cc	86.36 X 79.50	6 cyl		27
	198CI 3.2Liter, OHV		3200 cc	86.36 X 92.46	6 cyl		
CR 614AM STD/010/020/030/040/060 for forged crankshaft	C 614	6 Pairs		2.1865/2.1875 55.537/55.563	2.3125/2.3130 58.738/58.750	0.988 25.10	0.0624 1.585
CR6615AM STD/010/020/030/040 for cast crankshaft	C6615	6 Pairs		2.1865/2.1875 55.537/55.563	2.3125/2.3130 58.738/58.750	0.719 18.26	0.0623 1.582
CS 401BB							
MB 407AM for forged crankshaft crank flange length mm STD 31.88/31.83 010 31.91/31.86 020 31.91/31.86 030 31.91/31.86 040 31.91/31.86 050 32.13/32.08	M 407U M 407L	3 Pairs	1,2,4	2.7495/2.7505 69.837/69.863	2.9425/2.9430 74.740/74.752	1.038 26.36	0.0959 2.436
	F 407U F 407L	1 Pair	3	2.7495/2.7505 69.837/69.863	2.9425/2.9430 74.740/74.752	1.259 31.98	0.0959 2.436
MB 438AM for cast crankshaft crank flange length mm STD 28.14/28.09 010 28.17/28.12 020 28.17/28.12 030 28.17/28.12 050 28.17/28.12 060 28.39/28.34	M 438U M 438L	3 Pairs	1,2,4	2.7495/2.7505 69.837/69.863	2.9425/2.9430 74.740/74.752	0.881 22.38	0.0959 2.436
	F 438U F 438L	1 Pair	3	2.7495/2.7505 69.837/69.863	2.9425/2.9430 74.740/74.752	1.112 28.24	0.0959 2.436
28	170CI 2.8Liter OHV, 12 Valves, vin A, Gasoline	01/1960 - 12/1971	2800 cc	86.36 X 79.38	6 cyl		28
	198CI 3.2Liter OHV, 12 Valves, vin A,B, Gasoline	01/1969 - 12/1976	3254 cc	86.36 X 92.48	6 cyl		
CR 614AM STD/010/020/030/040/060	C 614	6 Pairs		2.1865/2.1875 55.537/55.563	2.3125/2.3130 58.738/58.750	0.988 25.10	0.0624 1.585
CS 401BB							

Chrysler				Chrysler			
							
King Set No.	Part No.	Qty.	Position	Crankshaft Diameter	Housing Diameter	Length	Wall Thickness
MB 407AM <i>crank flange length mm</i> STD 31.88/31.83 010 31.91/31.86 020 31.91/31.86 030 31.91/31.86 040 31.91/31.86 050 32.13/32.08	M 407U M 407L F 407U F 407L	3 Pairs 1 Pair	1,2,4 3	2.7495/2.7505 69.837/69.863 2.7495/2.7505 69.837/69.863	2.9425/2.9430 74.740/74.752 2.9425/2.9430 74.740/74.752	1.038 26.36 1.259 31.98	0.0959 2.436 0.0959 2.436
29	181CI Mitsubishi 6G72 3.0Liter DOHC, 24 Valves, vin B,J, Gasoline	01/1991 - 12/1996	2972 cc	91.10 X 76.00	6 cyl		29
	181CI Mitsubishi 6G72 3.0Liter DOHC, 24 Valves, vin C,K, Gasoline Supercharged	01/1991 - 12/1996	2972 cc	91.10 X 76.00	6 cyl		
CR6629AM STD/0.25/0.5/0.75/1.0/1.25	C6629	6 Pairs		1.9674/1.9685 49.972/50.000	2.0866/2.0874 53.000/53.020	0.605 15.37	0.0586 1.488
MB4016AM STD/0.25/0.5/0.75/1.0	M4016U M4016L	4 Pairs		2.3611/2.3622 59.972/60.000	2.5197/2.5205 64.000/64.021	0.709 18.00	0.0783 1.989
TW 247AM STD/0.25	W 247D W 247E	2 Pairs		2.5984/2.6083 65.999/66.251	3.0590/3.0690 77.699/77.953	0.000 0.00	0.0777 1.974
30	181CI Mitsubishi 6G72 3.0Liter SOHC, 12 Valves, vin 3,H,S, Gasoline	01/1987 - 12/1996	2972 cc	91.00 X 76.00	6 cyl		30
	181CI Mitsubishi 6G72 3.0Liter SOHC, 24 Valves, vin H,J,R, Gasoline	01/2001 - 12/2005	2972 cc	91.00 X 76.00	6 cyl		
CR6629AM STD/0.25/0.5/0.75/1.0/1.25	C6629	6 Pairs		1.9674/1.9685 49.972/50.000	2.0866/2.0874 53.000/53.020	0.605 15.37	0.0586 1.488
MB 458AM STD/0.25/0.5/0.75/1.0	M 458U M4016L	4 Pairs		2.3611/2.3622 59.972/60.000	2.5197/2.5205 64.000/64.021	0.709 18.00	0.0783 1.989
TW 247AM STD/0.25	W 247D W 247E	2 Pairs		2.5984/2.6083 65.999/66.251	3.0590/3.0690 77.699/77.953	0.000 0.00	0.0777 1.974
31	197CI EGW 3.2Liter SOHC, 24 Valves, vin J, Gasoline	01/1998 - 12/2001	3200 cc	92.00 X 84.00	6 cyl		31
CR6810SI STD/0.026/0.25/0.5/0.75/1.0	C6810	6 Pairs		2.2826/2.2837 57.978/58.006	2.4013/2.4018 60.993/61.006	0.669 17.00	0.0586 1.488
MB4103SI STD/0.026/0.25/0.5/0.75/1.0 contains thrustwashers	M4103U M4103L W4074	4 Pairs 1 Pair	1,2,3,4	2.5207 64.026 2.7992/2.8091 71.100/71.351	2.7161/2.7169 68.989/69.009 3.5508/3.5606 90.190/90.439	0.689 17.50 0.004 0.10	0.0978 2.484 0.0809 2.055
TW 170AM STD/010	W4074	1 Pair		2.7992/2.8091 71.100/71.351	3.5508/3.5606 90.190/90.439	0.000 0.00	0.0809 2.055
32	201CI 3.3Liter OHV, 12 Valves, vin 3,E,G,H,J,R,T,U, Gasoline	01/1990 - 12/2010	3301 cc	93.00 X 81.00	6 cyl		32
	232CI 3.8Liter OHV, 12 Valves, vin 1,L,P, Gasoline	01/1991 - 12/2010	3778 cc	96.00 X 87.00	6 cyl		
CR6675AM STD/0.25/0.5/0.75/1.0/1.25/1.5	C6675	6 Pairs		2.2830/2.2840 57.988/58.014	2.4013/2.4018 60.993/61.006	0.650 16.50	0.0584 1.483
MB4060SI <i>crank flange length mm</i> STD 23.87/23.82 0.25 23.90/23.85 0.5 23.90/23.85 0.75 23.90/23.85 1.0 23.90/23.85	M4060 M 497L F4060U F4060L	3 Pairs 1 Pair	1,3,4 2	2.5192/2.5202 63.988/64.013 2.5192/2.5202 63.988/64.013	2.6769/2.6777 67.993/68.014 2.6769/2.6777 67.993/68.014	0.693 17.60 0.944 23.97	0.0781 1.984 0.0781 1.984
33	215CI 3.5Liter SOHC, 24 Valves, vin 4,F, Gasoline	01/1993 - 12/1997	3497 cc	96.00 X 81.00	6 cyl		33
CR6675AM STD/0.25/0.5/0.75/1.0/1.25/1.5	C6675	6 Pairs		2.2830/2.2840 57.988/58.014	2.4013/2.4018 60.993/61.006	0.650 16.50	0.0584 1.483

Chrysler

Chrysler

King Set No.	Part No.	Qty.	Position	Crankshaft Diameter	Housing Diameter	Length	Wall Thickness
MB4040SI <i>crank flange length mm</i> STD 23.87/23.82 0.25 23.90/23.85 0.5 23.90/23.85 0.75 23.90/23.85 1.0 23.90/23.85	M 497U M 497L F4040 M 497L	3 Pairs 1 Pair	2	2.5192/2.5202 63.988/64.013 2.5192/2.5202 63.988/64.013	2.6769/2.6777 67.993/68.014 2.6769/2.6777 67.993/68.014	0.693 17.60 0.944 23.97	0.0781 1.984 0.0781 1.984
34	215CI 3.5Liter Aluminum block, SOHC, 24 Valves, vin G,K,M,V, Gasoline	01/1991 - 12/2010	3497 cc	96.00 X 81.00	6 cyl		34
CR6810SI STD/.026/0.25/0.5/0.75/1.0 1999-2007	C6810	6 Pairs		2.2826/2.2837 57.978/58.006	2.4013/2.4018 60.993/61.006	0.669 17.00	0.0586 1.488
MB4103SI STD/.026/0.25/0.5/0.75/1.0 contains thrustwashers	M4103U M4103L W4074	4 Pairs 1 Pair	1,2,3,4	2.5207 64.026 2.7992/2.8091 71.100/71.351	2.7161/2.7169 68.989/69.009 3.5508/3.5606 90.190/90.439	0.689 17.50 0.004 0.10	0.0978 2.484 0.0809 2.055
TW 170AM STD/010	W4074	1 Pair		2.7992/2.8091 71.100/71.351	3.5508/3.5606 90.190/90.439	0.000 0.00	0.0809 2.055
35	215CI 3.5Liter HEMI, OHV, 12 Valves, Gasoline	01/1970 - 12/1974	3523 cc	89.41 X 93.47	6 cyl		35
	245CI 4.0Liter HEMI, OHV, 12 Valves, Gasoline	01/1970 - 12/1980	4015 cc	95.50 X 93.47	6 cyl		
	265CI 4.3Liter HEMI, OHV, 12 Valves, Gasoline	01/1971 - 12/1980	4342 cc	99.31 X 93.47	6 cyl		
CR6672AM STD/010/020/030/040	C6672	6 Pairs		1.9990/2.0000 50.775/50.800	2.1252/2.1257 53.980/53.993	0.819 20.80	0.0620 1.575
MB7723AM <i>crank flange length mm</i> STD 26.62/26.57 010 26.62/26.57 020 26.62/26.57 030 26.62/26.57 040 26.62/26.57	M7723U M7723L F7723U F7723L	6 Pairs 1 Pair	1,2,3,4, 5,7 6	2.4995/2.5005 63.487/63.513 2.4995/2.5005 63.487/63.513	2.6925/2.6930 68.390/68.402 2.6925/2.6930 68.390/68.402	0.824 20.93 1.052 26.72	0.0956 2.428 0.0956 2.428
36	220CI ERB 3.6Liter		3605 cc	96.00 X 83.00	6 cyl		36
CR6857SM STD/0.25/0.5	C6857	6 Pairs		2.3220/2.3230 58.979/59.004	2.4470/2.4480 62.154/62.179	0.701 17.80	0.0622 1.580
MB4518SI STD/0.25/0.5	M4518U M4518L	4 Pairs		2.8340/2.8350 71.984/72.009	3.0310/3.0320 76.987/77.013	0.755 19.17	0.0981 2.492
TW1028AM STD	W1028	1 Pair		0.0000 0.000	0.0000 0.000	0.000 0.00	0.0000 0.000
37	225CI 3.7Liter Forged crank,OHV, 12 Valves, vin 6B,C,D,E,F,H,J,M,N,W,X, Gasoline	01/1960 - 12/1976	3687 cc	86.36 X 104.78	6 cyl		37
CR 614AM STD/010/020/030/040/060	C 614	6 Pairs		2.1865/2.1875 55.537/55.563	2.3125/2.3130 58.738/58.750	0.988 25.10	0.0624 1.585
CS 416BB							
MB 407AM <i>crank flange length mm</i> STD 31.88/31.83 010 31.91/31.86 020 31.91/31.86 030 31.91/31.86 040 31.91/31.86 050 32.13/32.08	M 407U M 407L F 407U F 407L	3 Pairs 1 Pair	1,2,4 3	2.7495/2.7505 69.837/69.863 2.7495/2.7505 69.837/69.863	2.9425/2.9430 74.740/74.752 2.9425/2.9430 74.740/74.752	1.038 26.36 1.259 31.98	0.0959 2.436 0.0959 2.436

Chrysler				Chrysler			
							
King Set No.	Part No.	Qty.	Position	Crankshaft Diameter	Housing Diameter	Length	Wall Thickness
38	225CI 3.7Liter Cast crank, OHV, 12 Valves, vin 6B,C,D,E,F,H,J,M,N,W,X, Gasoline	01/1976 - 12/1987	3687 cc	86.36 X 104.78	6 cyl		38
CR6615AM STD/010/020/030/040	C6615	6 Pairs		2.1865/2.1875 55.537/55.563	2.3125/2.3130 58.738/58.750	0.719 18.26	0.0623 1.582
CS 416BB							
MB 438AM	M 438U M 438L	3 Pairs	1,2,4	2.7495/2.7505 69.837/69.863	2.9425/2.9430 74.740/74.752	0.881 22.38	0.0959 2.436
<i>crank flange length mm</i> STD 28.14/28.09 010 28.17/28.12 020 28.17/28.12 030 28.17/28.12 050 28.17/28.12 060 28.39/28.34	F 438U F 438L	1 Pair	3	2.7495/2.7505 69.837/69.863	2.9425/2.9430 74.740/74.752	1.112 28.24	0.0959 2.436
39	225CI 3.7Liter, OHV		3700 cc	86.36 X 104.90	6 cyl		39
CR 614AM STD/010/020/030/040/060 for forged crankshaft	C 614	6 Pairs		2.1865/2.1875 55.537/55.563	2.3125/2.3130 58.738/58.750	0.988 25.10	0.0624 1.585
CR6615AM STD/010/020/030/040 for cast crankshaft	C6615	6 Pairs		2.1865/2.1875 55.537/55.563	2.3125/2.3130 58.738/58.750	0.719 18.26	0.0623 1.582
CS 401BB -1978							
CS 416BB 1979-							
MB 407AM for forged crankshaft	M 407U M 407L	3 Pairs	1,2,4	2.7495/2.7505 69.837/69.863	2.9425/2.9430 74.740/74.752	1.038 26.36	0.0959 2.436
<i>crank flange length mm</i> STD 31.88/31.83 010 31.91/31.86 020 31.91/31.86 030 31.91/31.86 040 31.91/31.86 050 32.13/32.08	F 407U F 407L	1 Pair	3	2.7495/2.7505 69.837/69.863	2.9425/2.9430 74.740/74.752	1.259 31.98	0.0959 2.436
MB 438AM for cast crankshaft	M 438U M 438L	3 Pairs	1,2,4	2.7495/2.7505 69.837/69.863	2.9425/2.9430 74.740/74.752	0.881 22.38	0.0959 2.436
<i>crank flange length mm</i> STD 28.14/28.09 010 28.17/28.12 020 28.17/28.12 030 28.17/28.12 050 28.17/28.12 060 28.39/28.34	F 438U F 438L	1 Pair	3	2.7495/2.7505 69.837/69.863	2.9425/2.9430 74.740/74.752	1.112 28.24	0.0959 2.436
40	226CI 3.7Liter Magnum, SOHC, 12 Valves, Gasoline	01/2002 - 12/2009	3703 cc	93.00 X 90.80	6 cyl		40
CR6822SI STD/0.25/0.5/0.75/1.0	C6822	6 Pairs		2.2794/2.2797 57.897/57.904	2.4092/2.4097 61.194/61.206	0.654 16.60	0.0645 1.638
CS2101BB STD balance shaft bearing	S2101/1	1	1	0.0000 0.000	2.3533 59.774	0.710 18.03	0.0728 1.849
	S2101/2	1	2	0.0000 0.000	1.2903 32.774	0.710 18.03	0.0728 1.849
MB4102SI STD/0.026/0.25/0.5/0.75/1.0 contains thrustwashers	M5284U M5284L	4 Pairs	1,2,3,4	2.4998/2.5002 63.495/63.505	2.6927/2.6931 68.395/68.405	0.807 20.50	0.0962 2.443
	W5284D W5284E	1 Pair		2.8471/2.8510 72.316/72.415	3.6345/3.6384 92.316/92.415	0.004 0.10	0.1004 2.550
TW 167AM STD	W5284D W5284E	1 Pair	3	2.8471/2.8510 72.316/72.415	3.6345/3.6384 92.316/92.415	0.000 0.00	0.1004 2.550
CR6849SI STD/0.25 Optional to CR6822SI (housing bore +.002")	C6849	6 Pairs		2.2794/2.2797 57.897/57.904	2.4112/2.4117 61.244/61.257	0.654 16.60	0.0645 1.638

Chrysler

Chrysler



King Set No.



Part No.



Qty.



Position



Crankshaft Diameter



Housing Diameter



Length











Wall Thickness

41	238CI 3.9Liter Magnum, OHV, 12 Valves, vin X, Gasoline	01/1987 - 12/2003	3906 cc	99.31 X 84.15	6 cyl		41
CR6636SI STD/010/020/030/040/050	C6636	6 Pairs		2.1240/2.1250 53.950/53.975	2.2500/2.2507 57.150/57.168	0.734 18.64	0.0623 1.582
MB 463SI <i>crank flange length mm</i> STD 29.26/29.21 010 29.29/29.24 020 29.29/29.24 030 29.29/29.24 040 29.29/29.24	M 558/1U M5534/1L	2 Pairs	1,3	2.4995/2.5005 63.487/63.513	2.6925/2.6930 68.390/68.402	0.876 22.25	0.0957 2.431
	M 558/5U M 558/5L	1 Pair	4	2.4995/2.5005 63.487/63.513	2.6925/2.6930 68.390/68.402	1.326 33.68	0.0957 2.431
	F 563U F 563L	1 Pair	2	2.4995/2.5005 63.487/63.513	2.6925/2.6930 68.390/68.402	1.156 29.36	0.0957 2.431
CR6821SI STD/010/020/030 Optional to CR6636SI (housing bore +.002")	C6821	6 Pairs		2.1240/2.1250 53.950/53.975	2.2520/2.2527 57.201/57.219	0.734 18.64	0.0633 1.608

42	273CI 4.5Liter, OHV		4500 cc	92.20 X 84.07	8 cyl		42
	340CI 5.7Liter, OHV		5650 cc	102.62 X 84.07	8 cyl		









CR 805SI STD/001/010/020/030/040/050/060	C 805	8 Pairs		2.1240/2.1250 53.950/53.975	2.2500/2.2507 57.150/57.168	0.847 21.50	0.0623 1.582
CS 512BB							
MB 558SI <i>crank flange length mm</i> STD 29.26/29.21 010 29.29/29.24 020 29.29/29.24 030 29.29/29.24 050 29.29/29.24	M 558/1U M 558/1L	3 Pairs	1,2,4	2.4995/2.5005 63.487/63.513	2.6925/2.6930 68.390/68.402	0.876 22.25	0.0957 2.431
	M 558/5U M 558/5L	1 Pair	5	2.4995/2.5005 63.487/63.513	2.6925/2.6930 68.390/68.402	1.326 33.68	0.0957 2.431
	F 558U F 558L	1 Pair	3	2.4995/2.5005 63.487/63.513	2.6925/2.6930 68.390/68.402	1.156 29.36	0.0957 2.431
CR 805XPN STD/STDX/001/010/010X/011/020/020X/021/030 Optional to CR 805SI (Race bearings, Tri-metal [pMax Black]) Narrowed	C 805U/N C 805L/N	8 Pairs		2.1240/2.1250 53.950/53.975	2.2500/2.2505 57.150/57.163	0.795 20.20	0.0623 1.582
CR8013SI STD/010/020/030/040 Optional to CR 805SI (housing bore +.002")	C8013	8 Pairs		0.0000 0.000	2.2527 57.219	0.847 21.50	0.0633 1.608
MB 558XP Optional to MB 558SI (Race bearings, Tri-metal [pMax Black]) 1/2 Groove <i>crank flange length mm</i> STD 29.26/29.21 STDX 29.26/29.21 001 29.26/29.21 010 29.26/29.21 011 29.26/29.21 020 29.26/29.21 020X 29.26/29.21 021 29.26/29.21 030 29.26/29.21	M 558/1UPR M 558/1LPR	3 Pairs	1,2,4	2.4995/2.5005 63.487/63.513	2.6925/2.6930 68.390/68.402	0.876 22.25	0.0957 2.431
	M 558/5UPR M 558/5LPR	1 Pair	5	2.4995/2.5005 63.487/63.513	2.6925/2.6930 68.390/68.402	1.326 33.68	0.0957 2.431
	F 558U/PR F 558L/PR	1 Pair	3	2.4995/2.5005 63.487/63.513	2.6925/2.6930 68.390/68.402	1.156 29.36	0.0957 2.431

43	273CI 4.5Liter OHV, 16 Valves, vin D, Gasoline	01/1964 - 12/1969	4540 cc	92.08 X 84.15	8 cyl		43
	277CI 4.6Liter OHV, 16 Valves, Gasoline	01/1956 - 12/1957	4540 cc	95.25 X 79.38	8 cyl		
	301CI 4.9Liter OHV, 16 Valves, Gasoline	01/1957 - 12/1957	4933 cc	99.31 X 79.38	8 cyl		
	303CI 5.0Liter OHV, 16 Valves, Gasoline	01/1956 - 12/1956	4966 cc	96.85 X 84.15	8 cyl		
	313CI 5.1Liter OHV, 16 Valves, Gasoline	01/1957 - 12/1958	5130 cc	98.43 X 84.15	8 cyl		

Chrysler				Chrysler			
							
King Set No.	Part No.	Qty.	Position	Crankshaft Diameter	Housing Diameter	Length	Wall Thickness
318CI 5.2Liter OHV, 16 Valves, vin 8,E,F,G, Gasoline	01/1957 - 12/1973	5211 cc	99.31 X 84.15	8 cyl			
326CI 5.3Liter OHV, 16 Valves, Gasoline	01/1959 - 12/1959	5343 cc	100.33 X 84.15	8 cyl			
340CI 5.6Liter OHV, 16 Valves, Gasoline	01/1968 - 12/1973	5572 cc	102.62 X 84.15	8 cyl			
CR 805SI STD/001/010/020/030/040/050/060	C 805	8 Pairs		2.1240/2.1250 53.950/53.975	2.2500/2.2507 57.150/57.168	0.847 21.50	0.0623 1.582
CS 512BB							
MB 558SI crank flange length mm STD 29.26/29.21 010 29.29/29.24 020 29.29/29.24 030 29.29/29.24 050 29.29/29.24	M 558/1U M 558/1L	3 Pairs	1,2,4	2.4995/2.5005 63.487/63.513	2.6925/2.6930 68.390/68.402	0.876 22.25	0.0957 2.431
	M 558/5U M 558/5L	1 Pair	5	2.4995/2.5005 63.487/63.513	2.6925/2.6930 68.390/68.402	1.326 33.68	0.0957 2.431
	F 558U F 558L	1 Pair	3	2.4995/2.5005 63.487/63.513	2.6925/2.6930 68.390/68.402	1.156 29.36	0.0957 2.431
CR 805XP STD/STD/001/010/010X/011/020/020X/021/030 Optional to CR 805SI (Race bearings, Tri-metal [pMax Black]) Narrowed	C 805U/N C 805L/N	8 Pairs		2.1240/2.1250 53.950/53.975	2.2500/2.2505 57.150/57.163	0.795 20.20	0.0623 1.582
CR8013SI STD/010/020/030/040 Optional to CR 805SI (housing bore +.002")	C8013	8 Pairs		0.0000 0.000	2.2527 57.219	0.847 21.50	0.0633 1.608
MB 558XP Optional to MB 558SI (Race bearings, Tri-metal [pMax Black]) 1/2 Groove crank flange length mm STD 29.26/29.21 STDX 29.26/29.21 001 29.26/29.21 010 29.26/29.21 011 29.26/29.21 020 29.26/29.21 020X 29.26/29.21 021 29.26/29.21 030 29.26/29.21	M 558/1UPR M 558/1LPR	3 Pairs	1,2,4	2.4995/2.5005 63.487/63.513	2.6925/2.6930 68.390/68.402	0.876 22.25	0.0957 2.431
	M 558/5UPR M 558/5LPR	1 Pair	5	2.4995/2.5005 63.487/63.513	2.6925/2.6930 68.390/68.402	1.326 33.68	0.0957 2.431
	F 558U/PR F 558L/PR	1 Pair	3	2.4995/2.5005 63.487/63.513	2.6925/2.6930 68.390/68.402	1.156 29.36	0.0957 2.431
44 287CI 4.7Liter Magnum, Powertech, SOHC, 16 Valves, vin J,N,P, Gasoline	01/2000 - 12/2009	4700 cc	92.99 X 86.49	8 cyl			44
CR8030SI STD/0.25/0.5/0.75/1.0	C8030	8 Pairs		2.0077/2.0080 50.996/51.003	2.1257/2.1262 53.993/54.005	0.654 16.60	0.0587 1.491
CS5507BB							
MB5284SI STD/0.25/0.5/0.75/1.0 contains thrustwashers	M5284U M5284L	5 Pairs	1,2,3,4, 5	2.4998/2.5002 63.495/63.505	2.6927/2.6931 68.395/68.405	0.807 20.50	0.0962 2.443
	W5284D W5284E	1 Pair	3	2.8471/2.8510 72.316/72.415	3.6345/3.6384 92.316/92.415	0.004 0.10	0.1004 2.550
TW 167AM STD	W5284D W5284E	1 Pair	3	2.8471/2.8510 72.316/72.415	3.6345/3.6384 92.316/92.415	0.000 0.00	0.1004 2.550
CR8031SI STD/0.25/0.5/0.75/1.0 Optional to CR8030SI (housing bore+.002")	C8031	8 Pairs		2.0077/2.0080 50.996/51.003	2.1277/2.1282 54.044/54.056	0.654 16.60	0.0596 1.514
45 318CI 5.2Liter, OHV		5200 cc	99.31 X 84.07	8 cyl			45
CR 805SI STD/001/010/020/030/040/050/060	C 805	8 Pairs		2.1240/2.1250 53.950/53.975	2.2500/2.2507 57.150/57.168	0.847 21.50	0.0623 1.582
CS 512BB -1978							

Chrysler

Chrysler









							
King Set No.	Part No.	Qty.	Position	Crankshaft Diameter	Housing Diameter	Length	Wall Thickness
CS 527BB 1979-							
MB 558SI -1973 crank flange length mm STD 29.26/29.21 010 29.29/29.24 020 29.29/29.24 030 29.29/29.24 050 29.29/29.24	M 558/1U M 558/1L	3 Pairs	1,2,4	2.4995/2.5005 63.487/63.513	2.6925/2.6930 68.390/68.402	0.876 22.25	0.0957 2.431
	M 558/5U M 558/5L	1 Pair	5	2.4995/2.5005 63.487/63.513	2.6925/2.6930 68.390/68.402	1.326 33.68	0.0957 2.431
	F 558U F 558L	1 Pair	3	2.4995/2.5005 63.487/63.513	2.6925/2.6930 68.390/68.402	1.156 29.36	0.0957 2.431
MB5534SI 1974- crank flange length mm STD 29.26/29.21 010 29.29/29.24 020 29.29/29.24 030 29.29/29.24 040 29.29/29.24	M 558/1U M 558/1L	2 Pairs	2,3,4	2.4995/2.5005 63.487/63.513	2.6925/2.6930 68.390/68.402	0.876 22.25	0.0957 2.431
	M 558/1U M5534/1L	1 Pair	1	2.4995/2.5005 63.487/63.513	2.6925/2.6930 68.390/68.402	0.876 22.25	0.0957 2.431
	M 558/5U M 558/5L	1 Pair	5	2.4995/2.5005 63.487/63.513	2.6925/2.6930 68.390/68.402	1.326 33.68	0.0957 2.431
	F 563U F 563L	1 Pair	3	2.4995/2.5005 63.487/63.513	2.6925/2.6930 68.390/68.402	1.156 29.36	0.0957 2.431
CR 805XPN STD/STDX/001/010/010X/011/020/020X/021/030 Optional to CR 805SI (Race bearings, Tri-metal [pMax Black]) Narrowed	C 805U/N C 805L/N	8 Pairs		2.1240/2.1250 53.950/53.975	2.2500/2.2505 57.150/57.163	0.795 20.20	0.0623 1.582
CR8013SI STD/010/020/030/040 Optional to CR 805SI (housing bore +.002")	C8013	8 Pairs		0.0000 0.000	2.2527 57.219	0.847 21.50	0.0633 1.608
MB 558XP Optional to MB 558SI (Race bearings, Tri-metal [pMax Black]) 1/2 Groove crank flange length mm STD 29.26/29.21 STDX 29.26/29.21 001 29.26/29.21 010 29.26/29.21 011 29.26/29.21 020 29.26/29.21 020X 29.26/29.21 021 29.26/29.21 030 29.26/29.21	M 558/1UPR M 558/1LPR	3 Pairs	1,2,4	2.4995/2.5005 63.487/63.513	2.6925/2.6930 68.390/68.402	0.876 22.25	0.0957 2.431
	M 558/5UPR M 558/5LPR	1 Pair	5	2.4995/2.5005 63.487/63.513	2.6925/2.6930 68.390/68.402	1.326 33.68	0.0957 2.431
	F 558U/PR F 558L/PR	1 Pair	3	2.4995/2.5005 63.487/63.513	2.6925/2.6930 68.390/68.402	1.156 29.36	0.0957 2.431
46	318CI 5.2Liter OHV, 16 Valves, vin 2,4,G,H,J,K,L,M,N,P,R,S,T,U,Y,Z, Gasoline	01/1979 - 12/2003	5211 cc	99.31 X 84.15	8 cyl		46
CR 805SI STD/001/010/020/030/040/050/060	C 805	8 Pairs		2.1240/2.1250 53.950/53.975	2.2500/2.2507 57.150/57.168	0.847 21.50	0.0623 1.582
CS 527BB							
MB5534SI crank flange length mm STD 29.26/29.21 010 29.29/29.24 020 29.29/29.24 030 29.29/29.24 040 29.29/29.24	M 558/1U M 558/1L	2 Pairs	2,3,4	2.4995/2.5005 63.487/63.513	2.6925/2.6930 68.390/68.402	0.876 22.25	0.0957 2.431
	M 558/1U M5534/1L	1 Pair	1	2.4995/2.5005 63.487/63.513	2.6925/2.6930 68.390/68.402	0.876 22.25	0.0957 2.431
	M 558/5U M 558/5L	1 Pair	5	2.4995/2.5005 63.487/63.513	2.6925/2.6930 68.390/68.402	1.326 33.68	0.0957 2.431
	F 563U F 563L	1 Pair	3	2.4995/2.5005 63.487/63.513	2.6925/2.6930 68.390/68.402	1.156 29.36	0.0957 2.431
CR 805XPN STD/STDX/001/010/010X/011/020/020X/021/030 Optional to CR 805SI (Race bearings, Tri-metal [pMax Black]) Narrowed	C 805U/N C 805L/N	8 Pairs		2.1240/2.1250 53.950/53.975	2.2500/2.2505 57.150/57.163	0.795 20.20	0.0623 1.582









Chrysler				Chrysler			
King Set No.	Part No.	Qty.	Position	Crankshaft Diameter	Housing Diameter	Length	Wall Thickness
CR8013SI STD/010/020/030/040 Optional to CR 805SI (housing bore +.002")	C8013	8 Pairs		0.0000 0.000	2.2527 57.219	0.847 21.50	0.0633 1.608
47	318CI 5.2Liter OHV, 16 Valves, vin E,G,H,P, Gasoline	01/1974 - 12/1978	5211 cc	99.31 X 84.15	8 cyl		47
CR 805SI STD/001/010/020/030/040/050/060	C 805	8 Pairs		2.1240/2.1250 53.950/53.975	2.2500/2.2507 57.150/57.168	0.847 21.50	0.0623 1.582
CS 512BB							
MB 563SI crank flange length mm STD 29.26/29.21 010 29.29/29.24 020 29.29/29.24 030 29.29/29.24	M 558/1U M 558/1L	3 Pairs	1,2,4	2.4995/2.5005 63.487/63.513	2.6925/2.6930 68.390/68.402	0.876 22.25	0.0957 2.431
	M 558/5U M 558/5L	1 Pair	5	2.4995/2.5005 63.487/63.513	2.6925/2.6930 68.390/68.402	1.326 33.68	0.0957 2.431
	F 563U F 563L	1 Pair	3	2.4995/2.5005 63.487/63.513	2.6925/2.6930 68.390/68.402	1.156 29.36	0.0957 2.431
CR 805XPN STD/STDX/001/010/010X/011/020/020X/021/030 Optional to CR 805SI (Race bearings, Tri-metal [pMax Black]) Narrowed	C 805U/N C 805L/N	8 Pairs		2.1240/2.1250 53.950/53.975	2.2500/2.2505 57.150/57.163	0.795 20.20	0.0623 1.582
CR8013SI STD/010/020/030/040 Optional to CR 805SI (housing bore +.002")	C8013	8 Pairs		0.0000 0.000	2.2527 57.219	0.847 21.50	0.0633 1.608
48	345CI EZA,EZB,EZC,EZD,EZE,EZH 5.7Liter OHV Hemi, 16 Valves, vin 2,D,H,T, Gasoline	01/2003 - 12/2010	5653 cc	99.49 X 90.93	8 cyl		48
	370CI 6.1Liter HEMI, OHV, 16 Valves, vin 3,W, Gasoline	01/2006 - 12/2010	6059 cc	103.00 X 90.93	8 cyl		
CR8032CP STD/0.25/0.5/0.75/1.0	C1282	8 Pairs		2.1257/2.1263 53.993/54.008	2.2522/2.2527 57.206/57.219	0.790 20.06	0.0626 1.590
CS5512BB STD	S5512/1	1	1	0.0000 0.000	2.4231 61.547	0.665 16.89	0.0650 1.651
	S5512/2	1	2	0.0000 0.000	2.4073 61.145	0.587 14.91	0.0650 1.651
	S5512/3	1	3	0.0000 0.000	2.3916 60.747	0.587 14.91	0.0650 1.651
	S5512/4	1	4	0.0000 0.000	2.3758 60.345	0.587 14.91	0.0650 1.651
	S5512/5	1	5	0.0000 0.000	1.8499 46.987	0.587 14.91	0.0650 1.651
MB5659SI STD/0.25/0.5/0.75/1.0	M5659U M5659L	5 Pairs		2.5589/2.5592 64.996/65.004	2.7515/2.7522 69.888/69.906	0.850 21.60	0.0962 2.443
TW1003AM STD	W1003/1 W1003/2	1 Pair	3	2.8600/2.8800 72.644/73.152	3.6760 93.370	0.000 0.00	0.1018 2.586
CR8032XPN STD/STDX/.025/0.25 Optional to CR8032CP (Race bearings,Tri-metal [pMax Black])	C1282UN- PR C1282LN- PR	8 Pairs		2.1257/2.1263 53.993/54.008	2.2522/2.2527 57.206/57.219	0.741 18.82	0.0625 1.588
MB5659XP STD/STDX/.025/0.25 Optional to MB5659SI (Race bearings,Tri-metal [pMax Black])	M5659U-PR M5659L-PR	5 Pairs		2.5589/2.5592 64.996/65.004	2.7515/2.7522 69.888/69.906	0.850 21.60	0.0962 2.443

Chrysler









Chrysler

King Set No.	Part No.	Qty.	Position	Crankshaft Diameter	Housing Diameter	Length	Wall Thickness	
49	350CI 5.7Liter OHV, 16 Valves, Gasoline	01/1958 - 12/1958	5737 cc	103.20 X 85.73	8 cyl		49	
	361CI 5.9Liter OHV, 16 Valves, vin 8,F, Gasoline	01/1958 - 12/1977	5917 cc	104.78 X 85.73	8 cyl			
	361CI 5.9Liter OHV, 16 Valves, vin 8,F, Gasoline	01/1966 - 12/1967	5917 cc	104.78 X 85.73	8 cyl			
	383CI 6.3Liter OHV, 16 Valves, vin 8,G,H,J,L,N, Gasoline	01/1961 - 12/1971	6286 cc	107.95 X 85.73	8 cyl			
	403CI 6.6Liter OHV, 16 Valves, vin J,M,N,P, Gasoline	01/1972 - 12/1980	6555 cc	110.29 X 85.73	8 cyl			
CR 806AM STD/010/020/030/040	C 806	8 Pairs		2.3740/2.3750 60.300/60.325	2.5000/2.5005 63.500/63.513	0.931 23.64	0.0622 1.580	
CS 533BB								
MB 555AM <i>crank flange length mm</i> STD 31.09/31.04 010 31.12/31.07 020 31.12/31.07 030 31.12/31.07 040 31.12/31.07 050 31.12/31.07 060 31.34/31.29	M 555U M 555L	4 Pairs	1,2,4,5	2.6245/2.6255 66.662/66.688	2.8175/2.8180 71.565/71.577	0.949 24.10	0.0955 2.426	
	F 555U F 555L	1 Pair	3	2.6245/2.6255 66.662/66.688	2.8175/2.8180 71.565/71.577	1.228 31.19	0.0955 2.426	
	CR 806HPND STD/STDx/010 Optional to CR 806AM (Race bearings, Bi-metal [Alecular]) Narrowed, with dowel hole							
	CR 806XPND STD/STDx/001/010 Optional to CR 806AM (Race bearings, Tri-metal [pMax Black]) Narrowed, with dowel hole							
	CR 806U/ND CR 806L/ND							
	CR 806U/ND CR 806L/ND							
50	359CI Cummins 5.9Liter OHV, 12 Valves, vin 8,C,D, Diesel	01/1989 - 12/1998	5883 cc	102.00 X 120.00	6 cyl		50	
	359CI Cummins ISB 5.9Liter OHV, 24 Valves, vin 6,7,C, Diesel Turbocharged	01/1998 - 12/2002	5883 cc	102.00 X 120.00	6 cyl			
CR1035SI STD/0.25/0.5/0.75	C4165	1 Pair		2.7161/2.7170 68.989/69.012	2.8735/2.8745 72.987/73.012	1.224 31.10	0.0774 1.966	
CR6699SI STD/0.026/0.25/0.5/0.75/1.0	C4165	6 Pairs		2.7161/2.7170 68.989/69.012	2.8735/2.8745 72.987/73.012	1.224 31.10	0.0774 1.966	
MB7009SI <i>crank flange length mm</i> STD 37.34/37.29 .026 37.37/37.32 0.25 37.37/37.32 0.5 37.37/37.32 0.75 37.37/37.32	M5006U M5006L	6 Pairs	1,2,3,4, 5,7	3.2672/3.2682 82.987/83.012	3.4639/3.4652 87.983/88.016	1.142 29.00	0.0971 2.466	
	F5006 M5006L	1 Pair	6	3.2672/3.2682 82.987/83.012	3.4639/3.4652 87.983/88.016	1.474 37.44	0.0971 2.466	
51	359CI Cummins QSB 5.9Liter OHV, 24 Valves, vin 6,C, Diesel Turbocharged	01/2003 - 12/2008	5883 cc	102.00 X 120.00	6 cyl		51	
	359CI Cummins ISB 5.9Liter OHV, 24 Valves, vin 6,C, Diesel Turbocharged	01/2003 - 12/2004	5883 cc	102.00 X 120.00	6 cyl			
CR1305SI STD/0.026/0.25/0.5/0.75 for cracked connecting rod	C4165 C1305L	1 Pair		2.7161/2.7170 68.989/69.012	2.8735/2.8745 72.987/73.012	1.224 31.10	0.0774 1.966	
MB7119SI <i>crank flange length mm</i> STD 37.34/37.29 0.25 37.37/37.32 0.5 37.37/37.32 0.75 37.37/37.32	M5006U M5006L	6 Pairs	1,2,3,4, 5	3.2672/3.2682 82.987/83.012	3.4639/3.4652 87.983/88.016	1.142 29.00	0.0971 2.466	
	F5006 F7119L	1 Pair	6	3.2672/3.2682 82.987/83.012	3.4639/3.4652 87.983/88.016	1.474 37.44	0.0971 2.466	

Chrysler				Chrysler				
								
King Set No.	Part No.	Qty.	Position	Crankshaft Diameter	Housing Diameter	Length	Wall Thickness	
52	360CI 5.9Liter, OHV	5891 cc	101.60 X 90.93	8 cyl			52	
CR 805SI STD/001/010/020/030/040/050/060	C 805	8 Pairs		2.1240/2.1250 53.950/53.975	2.2500/2.2507 57.150/57.168	0.847 21.50	0.0623 1.582	
CS 512BB -1978								
CS 527BB 1979-								
MB 517SI 1974- <i>crank flange length mm</i> STD 29.26/29.21 010 29.29/29.24 020 29.29/29.24 030 29.29/29.24 040 29.29/29.24	M 517/1U M 517/1L F 517U F 517L M 517/5U M 517/5L	3 Pairs 1 Pair 1 Pair	1,2,4 3 5	2.8095/2.8105 71.361/71.387 2.8095/2.8105 71.361/71.387 2.8095/2.8105 71.361/71.387	3.0025/3.0030 76.264/76.276 3.0025/3.0030 76.264/76.276 3.0025/3.0030 76.264/76.276	0.876 22.25 1.156 29.36 1.258 31.95	0.0958 2.433 0.0958 2.433 0.0958 2.433	
CR 805XPN STD/STD/001/010/010X/011/020/020X/021/030 Optional to CR 805SI (Race bearings, Tri-metal [pMax Black]) Narrowed	C 805U/N C 805L/N	8 Pairs		2.1240/2.1250 53.950/53.975	2.2500/2.2505 57.150/57.163	0.795 20.20	0.0623 1.582	
CR8013SI STD/010/020/030/040 Optional to CR 805SI (housing bore +.002")	C8013	8 Pairs		0.0000 0.000	2.2527 57.219	0.847 21.50	0.0633 1.608	
53	360CI 5.9Liter OHV, 16 Valves, vin 5,J,K,L,Z, Gasoline	01/1974 - 12/2003	5899 cc	101.60 X 90.88	8 cyl		53	
CR 805SI STD/001/010/020/030/040/050/060	C 805	8 Pairs		2.1240/2.1250 53.950/53.975	2.2500/2.2507 57.150/57.168	0.847 21.50	0.0623 1.582	
CS 512BB 1974-197								
CS 527BB 1979-2003								
MB 517SI <i>crank flange length mm</i> STD 29.26/29.21 010 29.29/29.24 020 29.29/29.24 030 29.29/29.24 040 29.29/29.24	M 517/1U M 517/1L F 517U F 517L M 517/5U M 517/5L	3 Pairs 1 Pair 1 Pair	1,2,4 3 5	2.8095/2.8105 71.361/71.387 2.8095/2.8105 71.361/71.387 2.8095/2.8105 71.361/71.387	3.0025/3.0030 76.264/76.276 3.0025/3.0030 76.264/76.276 3.0025/3.0030 76.264/76.276	0.876 22.25 1.156 29.36 1.258 31.95	0.0958 2.433 0.0958 2.433 0.0958 2.433	
CR 805XPN STD/STD/001/010/010X/011/020/020X/021/030 Optional to CR 805SI (Race bearings, Tri-metal [pMax Black]) Narrowed	C 805U/N C 805L/N	8 Pairs		2.1240/2.1250 53.950/53.975	2.2500/2.2505 57.150/57.163	0.795 20.20	0.0623 1.582	
CR8013SI STD/010/020/030/040 Optional to CR 805SI (housing bore +.002")	C8013	8 Pairs		0.0000 0.000	2.2527 57.219	0.847 21.50	0.0633 1.608	
54	360CI 5.9Liter OHV, 16 Valves, vin 1,5,F,J,K,L,S,T,U,W,Y, Gasoline	01/1971 - 12/1973	5899 cc	101.60 X 90.88	8 cyl		54	
CR 805SI STD/001/010/020/030/040/050/060	C 805	8 Pairs		2.1240/2.1250 53.950/53.975	2.2500/2.2507 57.150/57.168	0.847 21.50	0.0623 1.582	
CS 512BB								
MB 510SI <i>crank flange length mm</i> STD 29.26/29.21 010 29.29/29.24 020 29.29/29.24 030 29.29/29.24 040 29.29/29.24	M 517/1U M 517/1L F 510U F 510L M 517/5U M 517/5L	3 Pairs 1 Pair 1 Pair	1,2,4 3 5	2.8095/2.8105 71.361/71.387 2.8095/2.8105 71.361/71.387 2.8095/2.8105 71.361/71.387	3.0025/3.0030 76.264/76.276 3.0025/3.0030 76.264/76.276 3.0025/3.0030 76.264/76.276	0.876 22.25 1.156 29.36 1.258 31.95	0.0958 2.433 0.0958 2.433 0.0958 2.433	

Chrysler				Chrysler			
							
King Set No.	Part No.	Qty.	Position	Crankshaft Diameter	Housing Diameter	Length	Wall Thickness
CR 805XPN STD/STDX/001/010/010X/011/020/020X/021/030 Optional to CR 805SI (Race bearings, Tri-metal [pMax Black]) Narrowed	C 805U/N C 805L/N	8 Pairs		2.1240/2.1250 53.950/53.975	2.2500/2.2505 57.150/57.163	0.795 20.20	0.0623 1.582
CR8013SI STD/010/020/030/040 Optional to CR 805SI (housing bore +.002")	C8013	8 Pairs		0.0000 0.000	2.2527 57.219	0.847 21.50	0.0633 1.608
55	361CI 5.9Liter, OHV	5900 cc	104.90 X 85.85	8 cyl			55
	383CI 6.4Liter, OHV	6350 cc	107.95 X 85.85	8 cyl			
	400CI 6.6Liter, OHV	6600 cc	110.24 X 85.85	8 cyl			
CR 806AM STD/010/020/030/040	C 806	8 Pairs		2.3740/2.3750 60.300/60.325	2.5000/2.5005 63.500/63.513	0.931 23.64	0.0622 1.580
CS 533BB							
MB 555AM <i>crank flange length mm</i> STD 31.09/31.04 010 31.12/31.07 020 31.12/31.07 030 31.12/31.07 040 31.12/31.07 050 31.12/31.07 060 31.34/31.29	M 555U M 555L	4 Pairs	1,2,4,5	2.6245/2.6255 66.662/66.688	2.8175/2.8180 71.565/71.577	0.949 24.10	0.0955 2.426
	F 555U F 555L	1 Pair	3	2.6245/2.6255 66.662/66.688	2.8175/2.8180 71.565/71.577	1.228 31.19	0.0955 2.426
CR 806HPND STD/STDX/010 Optional to CR 806AM (Race bearings, Bi-metal [Alecular]) Narrowed, with dowel hole	C 806U/ND C 806L/ND	8 Pairs		2.3740/2.3750 60.300/60.325	2.5000/2.5005 63.500/63.513	0.860 21.85	0.0622 1.580
CR 806XPND STD/STDX/001/010 Optional to CR 806AM (Race bearings, Tri-metal [pMax Black]) Narrowed, with dowel hole	C 806U/ND C 806L/ND	8 Pairs		2.3740/2.3750 60.300/60.325	2.5000/2.5005 63.500/63.513	0.860 21.85	0.0622 1.580
56	383CI 6.3Liter OHV, 16 Valves, Gasoline	01/1959 - 12/1960	6286 cc	107.95 X 85.73	8 cyl		56
	413CI 6.8Liter OHV, 16 Valves, Gasoline	01/1959 - 12/1977	6769 cc	106.38 X 95.25	8 cyl		
	413CI 6.8Liter HT413, OHV, 16 Valves, Gasoline	01/1960 - 12/1977	6769 cc	106.38 X 95.25	8 cyl		
	426CI 7.0Liter Wedge, OHV, 16 Valves, Gasoline	01/1963 - 12/1965	6981 cc	107.95 X 95.25	8 cyl		
	440CI 7.2Liter OHV, 16 Valves, vin D,K,L,M,T,U,V, Gasoline	01/1966 - 12/1980	7211 cc	109.73 X 95.25	8 cyl		
	440CI 7.2Liter OHV, 16 Valves, vin A, Gasoline	01/1972 - 12/1980	7211 cc	109.73 X 95.25	8 cyl		
CR 806AM STD/010/020/030/040	C 806	8 Pairs		2.3740/2.3750 60.300/60.325	2.5000/2.5005 63.500/63.513	0.931 23.64	0.0622 1.580
CS 533BB							
CR 806HPND STD/STDX/010 Optional to CR 806AM (Race bearings, Bi-metal [Alecular]) Narrowed, with dowel hole	C 806U/ND C 806L/ND	8 Pairs		2.3740/2.3750 60.300/60.325	2.5000/2.5005 63.500/63.513	0.860 21.85	0.0622 1.580
CR 806XPND STD/STDX/001/010 Optional to CR 806AM (Race bearings, Tri-metal [pMax Black]) Narrowed, with dowel hole	C 806U/ND C 806L/ND	8 Pairs		2.3740/2.3750 60.300/60.325	2.5000/2.5005 63.500/63.513	0.860 21.85	0.0622 1.580
57	383CI 6.3Liter 16 Valves	6300 cc	107.95 X 85.73	8 cyl			57
CR 806HPND STD/STDX/010 Narrowed, with dowel hole	C 806U/ND C 806L/ND	8 Pairs		2.3740/2.3750 60.300/60.325	2.5000/2.5005 63.500/63.513	0.860 21.85	0.0622 1.580
CR 806XPND STD/STDX/001/010 Narrowed, with dowel hole	C 806U/ND C 806L/ND	8 Pairs		2.3740/2.3750 60.300/60.325	2.5000/2.5005 63.500/63.513	0.860 21.85	0.0622 1.580









Chrysler				Chrysler			
King Set No.	Part No.	Qty.	Position	Crankshaft Diameter	Housing Diameter	Length	Wall Thickness
58	408CI Cummins ETJ 6.7Liter OHV, 24 Valves, vin A,L, Diesel Turbocharged	01/2007 - 12/2009	6685 cc	107.00 X 124.00	6 cyl		58
	CR1305SI STD/.026/0.25/0.5/0.75 for cracked connecting rod	C4165 C1305L	1 Pair	2.7161/2.7170 68.989/69.012	2.8735/2.8745 72.987/73.012	1.224 31.10	0.0774 1.966
59	413CI 6.8Liter, OHV		6800 cc	106.43 X 95.25	8 cyl		59
	426CI 7.0Liter, OHV Wedge		7000 cc	107.95 X 95.25	8 cyl		
	440CI 7.2Liter, OHV		7200 cc	109.73 X 95.25	8 cyl		
	CR 806AM STD/010/020/030/040	C 806	8 Pairs	2.3740/2.3750 60.300/60.325	2.5000/2.5005 63.500/63.513	0.931 23.64	0.0622 1.580
	CS 533BB						
	CR 806HPND STD/STDX/010 Optional to CR 806AM (Race bearings, Bi-metal [Alecular]) Narrowed, with dowel hole	C 806U/ND C 806L/ND	8 Pairs	2.3740/2.3750 60.300/60.325	2.5000/2.5005 63.500/63.513	0.860 21.85	0.0622 1.580
	CR 806XPND STD/STDX/001/010 Optional to CR 806AM (Race bearings, Tri-metal [pMax Black]) Narrowed, with dowel hole	C 806U/ND C 806L/ND	8 Pairs	2.3740/2.3750 60.300/60.325	2.5000/2.5005 63.500/63.513	0.860 21.85	0.0622 1.580
60	426CI 7.0Liter Hemi, OHV, 16 Valves, vin H,J,R, Gasoline	01/1964 - 12/1971	6981 cc	107.95 X 95.25	8 cyl		60
	440CI 7.2Liter OHV, 16 Valves, vin D,K,L,M,T,U,V, Gasoline	01/1966 - 12/1980	7211 cc	109.73 X 95.25	8 cyl		
	CR 806AM STD/010/020/030/040	C 806	8 Pairs	2.3740/2.3750 60.300/60.325	2.5000/2.5005 63.500/63.513	0.931 23.64	0.0622 1.580
	CS 533BB						
	MB5116HP 1/2 Groove crank flange length mm STD 31.14/31.09 STDX 31.14/31.09 001 31.14/31.09 010 31.14/31.09	M5116U M5116L	4 Pairs	2.7495/2.7505 69.837/69.863	2.9425/2.9430 74.740/74.752	0.902 22.90	0.0958 2.433
		F5116U F5116L	1 Pair	2.7495/2.7505 69.837/69.863	2.9425/2.9430 74.740/74.752	1.230 31.24	0.0958 2.433
	CR 806HPND STD/STDX/010 Optional to CR 806AM (Race bearings, Bi-metal [Alecular]) Narrowed, with dowel hole	C 806U/ND C 806L/ND	8 Pairs	2.3740/2.3750 60.300/60.325	2.5000/2.5005 63.500/63.513	0.860 21.85	0.0622 1.580
	CR 806XPND STD/STDX/001/010 Optional to CR 806AM (Race bearings, Tri-metal [pMax Black]) Narrowed, with dowel hole	C 806U/ND C 806L/ND	8 Pairs	2.3740/2.3750 60.300/60.325	2.5000/2.5005 63.500/63.513	0.860 21.85	0.0622 1.580
	MB5116XP Optional to MB5116HP (Race bearings, Tri-metal [pMax Black]) 1/2 Groove crank flange length mm STD 31.14/31.09 STDX 31.14/31.09 001 31.14/31.09 010 31.14/31.09	M5116U/PR M5116L/PR	4 Pairs	2.7495/2.7505 69.837/69.863	2.9425/2.9430 74.740/74.752	0.941 23.90	0.0958 2.433
		F5116U/PR F5116L/PR	1 Pair	2.7495/2.7505 69.837/69.863	2.9425/2.9430 74.740/74.752	1.230 31.24	0.0958 2.433
61	488CI 8.0Liter Iron block, OHV, 20 Valves, vin W, Gasoline	01/1994 - 12/2003	7990 cc	101.60 X 90.88	10 cyl		61
	CR1240SI STD/010/020/030	C 805	1 Pair	2.1240/2.1250 53.950/53.975	2.2500/2.2507 57.150/57.168	0.847 21.50	0.0623 1.582
	CR1317SI STD/010/020/030	C 805	10 Pairs	2.1240/2.1250 53.950/53.975	2.2500/2.2507 57.150/57.168	0.847 21.50	0.0623 1.582









Chrysler				Chrysler			
 King Set No.	 Part No.	 Qty.	 Position	 Crankshaft Diameter	 Housing Diameter	 Length	 Wall Thickness
CS6601BB							
MB 629SI <i>crank flange length mm</i> STD 29.25/29.20 010 29.25/29.20 020 29.25/29.20	M 629/1U M 629/1L	2 Pairs	1,6	2.9995/3.0005 76.187/76.213	3.1925/3.1930 81.090/81.102	1.000 25.40	0.0957 2.431
	M 629/2U M 629/2L	3 Pairs	2,4,5	2.9995/3.0005 76.187/76.213	3.1925/3.1930 81.090/81.102	0.961 24.40	0.0957 2.431
	F 629U F 629L	1 Pair	3	2.9995/3.0005 76.187/76.213	3.1925/3.1930 81.090/81.102	1.156 29.35	0.0957 2.431
62	488CI 8.0Liter Aluminum block, OHV, 20 Valves, vin E, Gasoline	01/1994 - 12/2002	7990 cc	101.60 X 90.93	10 cyl		62
CR1240SI STD/010/020/030	C 805	1 Pair		2.1240/2.1250 53.950/53.975	2.2500/2.2507 57.150/57.168	0.847 21.50	0.0623 1.582
CR1317SI STD/010/020/030	C 805	10 Pairs		2.1240/2.1250 53.950/53.975	2.2500/2.2507 57.150/57.168	0.847 21.50	0.0623 1.582

Engine Index: Citroen









Engine-Code	Years	Cyl	CC	Line
TU9 1.0Liter SOHC/OHC, 8 Valves, Diesel	70/198 - 03/2001	4	954	3
XV8 1.0Liter SOHC/OHC, 8 Valves, Gasoline	10/1984 - 12/2005	4	954	1
CDY/CDZ (TU9M) 1.0Liter SOHC/OHC, 8 Valves, Gasoline	01/1987 - 09/1998	4	954	2
109/5 1.1Liter SOHC/OHC, 8 Valves, Gasoline	11/1976 - 03/1991	4	1124	1
E1A 1.2Liter OHV, 8 Valves, Diesel	10/1984 - 12/2005	4	1124	4
H1A/B 1.1Liter SOHC/OHC, 8 Valves, Diesel	07/1986 - 12/1998	4	1124	3
HDZ (TU1M) 1.1Liter SOHC/OHC, 8 Valves, Diesel	04/1986 - 08/2001	4	1124	3
HFX (TU1JP) 1.1Liter 8 Valves, Diesel	04/1996 -	4	1124	3
129/5 1.2Liter SOHC/OHC, 8 Valves, Gasoline	09/1978 - 03/1991	4	1219	3
G1A 1.3Liter SOHC/OHC, 8 Valves, Gasoline	02/1983 - 09/1998	4	1294	4
M4A 1.3Liter SOHC/OHC, 8 Valves, Diesel	07/1986 - 12/1998	4	1294	3
150A 1.4Liter SOHC/OHC, 8 Valves, Gasoline	10/1982 - 06/1994	4	1360	9
150B/C/F 1.4Liter SOHC/OHC, 8 Valves, Gasoline	10/1982 - 12/1994	4	1360	8
150C/F 1.4Liter SOHC/OHC, 8 Valves, Gasoline	10/1982 - 12/1994	4	1360	8
K1F/G 1.4Liter SOHC/OHC, 8 Valves, Gasoline	10/1982 - 12/1998	4	1360	3
K1H (TU3A) 1.4Liter SOHC/OHC, 8 Valves, Gasoline	10/1982 - 12/2005	4	1360	3
150D 1.4Liter SOHC/OHC, 8 Valves, Gasoline	02/1983 - 09/1998	4	1360	1
KDY (TU3FM) 1.4Liter SOHC/OHC, 8 Valves, Gasoline	10/1984 - 12/2005	4	1360	3
KAY (TU3CP) 1.4Liter SOHC/OHC, 8 Valves, Gasoline	04/1986 - 09/1998	4	1360	3
KFZ (TU3FJ2) 1.4Liter 8 Valves, Gasoline	07/1986 - 12/1998	4	1360	10
KFY (TU3FJ2) 1.4Liter SOHC/OHC, 8 Valves, Gasoline	07/1986 - 12/1998	4	1360	7
K2A/B 1.4Liter SOHC/OHC, 8 Valves, Gasoline	07/1986 - 12/1998	4	1360	3
K9A/K9Y (TUD3/TUD3Y) 1.4Liter SOHC/OHC, 8 Valves, Diesel	07/1986 - 12/1998	4	1360	5
KFX (TU3JP) 1.4Liter 4SOHC/OHC, 8 Valves, Gasoline	01/1987 - 04/2002	4	1360	3
KFW (TU3JP) 1.4Liter SOHC/OHC, 8 Valves, Gasoline	08/1993 - 04/2002	4	1360	8
NFX (TU5JP4) 1.4Liter DOHC, 16 Valves, Gasoline	02/1996 - 04/2004	4	1360	10
TU 3 JP 1.4Liter SOHC/OHC, 8 Valves, Gasoline	08/1998 -	4	1360	9
KFV (TU3JP) 1.4Liter SOHC/OHC, 8 Valves, Gasoline	04/2005 -	4	1360	6
KFU (ET3J4) 1.4Liter DOHC, 16 Valves, Gasoline	08/1998 -	4	1361	11
8HS (DV4TD) 1.4Liter SOHC/OHC, 8 Valves, Diesel Turbocharged	08/1998 -	4	1398	12
DV6B 1.6Liter DOHC, 16 Valves, Diesel Turbocharged		4	1560	13
DV6ATED4 1.6Liter DOHC, 16 Valves, Diesel Turbocharged	04/1996 -	4	1560	13
DV6TED4 1.6Liter DOHC, 16 Valves, Diesel Turbocharged	07/1996 -	4	1560	13
BAY 1.6Liter SOHC/OHC, 8 Valves, Gasoline	10/1982 - 12/1994	4	1580	14
BDY 1.6Liter SOHC/OHC, 8 Valves, Gasoline	10/1982 - 02/1998	4	1580	14

Engine-Code	Years	Cyl	CC	Line
B1E 1.6Liter SOHC/OHC, 8 Valves, Gasoline	02/1983 - 09/1998	4	1580	14
180A 1.6Liter SOHC/OHC, 8 Valves, Gasoline	02/1983 - 09/1998	4	1580	14
BFZ 1.6Liter SOHC/OHC, 8 Valves, Gasoline	08/1992 - 05/2004	4	1580	14
NFZ (TU5JP) 1.6Liter SOHC/OHC, 8 Valves, Diesel	08/1991 - 04/2002	4	1587	10
NFU (TU5JP4) 1.6Liter DOHC, 16 Valves, Gasoline	04/1996 -	4	1587	10
161 (XUD7) 1.8Liter SOHC/OHC, 8 Valves, Diesel	10/1982 - 06/1994	4	1769	16
A8A (XUD7TE) 1.8Liter SOHC/OHC, 8 Valves, Diesel Turbocharged	10/1982 - 12/1994	4	1769	15
169 (XM7T) 1.8Liter OHV, 8 Valves, Gasoline	07/1981 - 03/1994	4	1796	17
D9A (XUD9) 1.9Liter SOHC/OHC, 8 Valves, Diesel	07/1981 - 04/2002	4	1905	16
DFW 1.9Liter DOHC, 16 Valves, Gasoline	10/1982 - 06/1994	4	1905	18
DFZ 1.9Liter SOHC/OHC, 8 Valves, Gasoline	10/1982 - 09/1998	4	1905	18
DDZ 1.9Liter SOHC/OHC, 8 Valves, Gasoline	10/1985 - 09/1998	4	1905	18
DHY (XUD9TE/Y) 1.9Liter SOHC/OHC, 8 Valves, Diesel Turbocharged	03/1991 - 08/2005	4	1905	15
D8B (XUD9TF) 1.9Liter SOHC/OHC, 8 Valves, L, Diesel Turbocharged	06/1994 - 04/2003	4	1905	16
XD4x88 2.0Liter SOHC/OHC, 8 Valves, Diesel	08/1968 - 03/1980	4	1948	19
XDP88 2.0Liter CIH, 8 Valves, Diesel	08/1968 - 03/1980	4	1948	19
170C (XN1T) 2.0Liter OHV, 8 Valves, Gasoline	07/1981 - 03/1994	4	1971	17
829/J6R 2.0Liter 8 Valves, Diesel	09/1974 - 12/1992	4	1995	20
RDZ (XU10MZ) 2.0Liter SOHC/OHC, 8 Valves, Gasoline	05/1989 - 10/1994	4	1998	21
RGX (XU10J2TE) 2.0Liter SOHC/OHC, 8 Valves, Gasoline Turbocharged	05/1989 - 10/2004	4	1998	21
RFS (XU10J4RS) 2.0Liter DOHC, 16 Valves, Gasoline	06/1989 - 12/2004	4	1998	21
RFX (XU10J2C) 2.0Liter SOHC/OHC, 8 Valves, Gasoline	03/1991 - 04/2003	4	1998	21
P8A (XUD11ATE) 2.1Liter SOHC/OHC, 12 Valves, Diesel Turbocharged	05/1989 - 10/2000	4	2088	22
P8C (XUD11BTE) 2.1Liter SOHC/OHC, 12 Valves, Diesel Turbocharged	06/1989 - 10/2004	4	2088	22
P9A (XUD11A) 2.1Liter SOHC/OHC, 12 Valves, Diesel Turbocharged	06/1989 - 09/1999	4	2138	22
J6T A500 2.2Liter SOHC/OHC, 8 Valves, Gasoline	09/1974 - 12/1992	4	2165	23
M22-617 2.2Liter 8 Valves, Diesel	09/1974 - 08/1985	4	2175	24
M22-621 2.2Liter OHV, 8 Valves, Diesel	09/1974 - 08/1985	4	2175	25
M23-622/623/639 2.4Liter 8 Valves, Gasoline	09/1974 - 08/1985	4	2347	24
M25-629 2.5Liter SOHC/OHC, 8 Valves, Diesel	11/1973 - 01/1994	4	2500	25
M25-648 2.5Liter SOHC/OHC, 8 Valves, L, Diesel Turbocharged	09/1974 - 12/1992	4	2500	27
CRD93LS (U25-673) 2.5Liter SOHC/OHC, 8 Valves, L, Diesel	07/1981 - 03/1994	4	2500	27
CRD93L (U25-661) 2.5Liter SOHC/OHC, 8 Valves, Diesel	01/1982 - 08/1990	4	2500	28
M25-669 2.5Liter 8 Valves, Diesel Turbocharged	07/1985 - 12/1992	4	2500	26
F1CE0481 3.0Liter 4 Valves, Diesel Turbocharged		4	2999	29









Citroen		Citroen						
								
King Set No.	Part No.	Qty.	Position	Crankshaft Diameter	Housing Diameter	Length	Wall Thickness	
1	XV8 1.0Liter SOHC/OHC, 8 Valves, Gasoline	10/1984 - 12/2005	954 cc	70.00 X 62.00	4 cyl			1
	109/5 1.1Liter SOHC/OHC, 8 Valves, Gasoline	11/1976 - 03/1991	1124 cc	72.00 X 69.00	4 cyl			
	150D 1.4Liter SOHC/OHC, 8 Valves, Gasoline	02/1983 - 09/1998	1360 cc	75.00 X 77.00	4 cyl			
CR4493AM STD/0.3/0.5/0.8/1.0	C4493	4 Pairs		1.7707/1.7713 44.976/44.991	1.9155/1.9162 48.654/48.671	0.777 19.74	0.0717 1.821	
MB5508AM STD/0.3/0.5/0.8/1.0/1.25/1.5 -1985	M5508U	3 Pairs	1,3,5	1.9670/1.9677 49.962/49.980	2.1124/2.1131 53.655/53.673	0.680 17.27	0.0721 1.831	
	M5508U	2 Pairs	2,4	1.9670/1.9677 49.962/49.980	2.1124/2.1131 53.655/53.673	0.680 17.27	0.0721 1.831	
MB5569AM STD/0.3/0.5/0.8/1.0 1985- with 2 oil holes	M5569U	2 Pairs	2,4	1.9671/1.9678 49.964/49.982	2.1124/2.1131 53.655/53.673	0.680 17.26	0.0722 1.834	
	M5569L	3 Pairs	1,3,5	1.9671/1.9678 49.964/49.982	2.1124/2.1131 53.655/53.673	0.680 17.26	0.0722 1.834	

Citroen				Citroen			
							
King Set No.	Part No.	Qty.	Position	Crankshaft Diameter	Housing Diameter	Length	Wall Thickness
TW 132AM STD/0.10/0.15/0.20/0.25/0.30/0.5	W 132	1 Pair		2.1752/2.1850 55.250/55.499	2.8130/2.8228 71.450/71.699	0.000 0.00	0.0925 2.350
CR4493XP STD/STDX/0.3/0.5 Optional to CR4493AM (Race bearings, Tri-metal [pMax Black])	C4493-PR	4 Pairs		1.7707/1.7713 44.976/44.991	1.9155/1.9162 48.654/48.671	0.777 19.74	0.0717 1.821
MB5729XP STD/0.3/0.5 Optional to MB5569AM (Race bearings, Tri-metal [pMax Black])	M5729/1-PR	2 Pairs		1.9670/1.9678 49.962/49.982	2.1146/2.1154 53.711/53.731	0.685 17.40	0.0730 1.854
	M5729/2-PR	3 Pairs		1.9670/1.9678 49.962/49.982	2.1146/2.1154 53.711/53.731	0.685 17.40	0.0730 1.854
2	CDY/CDZ (TU9M) 1.0Liter SOHC/OHC, 8 Valves, Gasoline	01/1987 - 09/1998	954 cc	70.00 X 62.00	4 cyl		2
CR4128AM STD/0.3/0.5/1.0 07/1989-	C4128	4 Pairs		1.4957/1.4964 37.991/38.009	1.6192/1.6198 41.128/41.143	0.638 16.20	0.0610 1.549
CR4516SI STD/0.3/0.5/0.8	C4516U C4493	4 Pairs		1.7707/1.7713 44.976/44.991	1.9155/1.9162 48.654/48.671	0.777 19.74	0.0717 1.821
MB5569AM STD/0.3/0.5/0.8/1.0 with 2 oil holes	M5569U	2 Pairs	2,4	1.9671/1.9678 49.964/49.982	2.1124/2.1131 53.655/53.673	0.680 17.26	0.0722 1.834
	M5569L	3 Pairs	1,3,5	1.9671/1.9678 49.964/49.982	2.1124/2.1131 53.655/53.673	0.680 17.26	0.0722 1.834
TW 132AM STD/0.10/0.15/0.20/0.25/0.30/0.5	W 132	1 Pair		2.1752/2.1850 55.250/55.499	2.8130/2.8228 71.450/71.699	0.000 0.00	0.0925 2.350
MB5729XP STD/0.3/0.5 Optional to MB5569AM (Race bearings, Tri-metal [pMax Black])	M5729/1-PR	2 Pairs		1.9670/1.9678 49.962/49.982	2.1146/2.1154 53.711/53.731	0.685 17.40	0.0730 1.854
	M5729/2-PR	3 Pairs		1.9670/1.9678 49.962/49.982	2.1146/2.1154 53.711/53.731	0.685 17.40	0.0730 1.854
3	TU9 1.0Liter SOHC/OHC, 8 Valves, Diesel	70/198 - 03/2001	954 cc	70.00 X 62.00	4 cyl		3
	H1A/B 1.1Liter SOHC/OHC, 8 Valves, Diesel	07/1986 - 12/1998	1124 cc	72.00 X 69.00	4 cyl		
	HDZ (TU1M) 1.1Liter SOHC/OHC, 8 Valves, Diesel	04/1986 - 08/2001	1124 cc	72.00 X 69.00	4 cyl		
	HFX (TU1JP) 1.1Liter 8 Valves, Diesel	04/1996 -	1124 cc	72.00 X 69.00	4 cyl		
	129/5 1.2Liter SOHC/OHC, 8 Valves, Gasoline	09/1978 - 03/1991	1219 cc	75.00 X 69.00	4 cyl		
	M4A 1.3Liter SOHC/OHC, 8 Valves, Diesel	07/1986 - 12/1998	1294 cc	75.00 X 73.20	4 cyl		
	KFX (TU3JP) 1.4Liter 4SOHC/OHC, 8 Valves, Gasoline	01/1987 - 04/2002	1360 cc	75.00 X 77.00	4 cyl		
	K1F/G 1.4Liter SOHC/OHC, 8 Valves, Gasoline	10/1982 - 12/1998	1360 cc	75.00 X 77.00	4 cyl		
	K1H (TU3A) 1.4Liter SOHC/OHC, 8 Valves, Gasoline	10/1982 - 12/2005	1360 cc	75.00 X 77.00	4 cyl		
	K2A/B 1.4Liter SOHC/OHC, 8 Valves, Gasoline	07/1986 - 12/1998	1360 cc	75.00 X 77.00	4 cyl		
	KAY (TU3CP) 1.4Liter SOHC/OHC, 8 Valves, Gasoline	04/1986 - 09/1998	1360 cc	75.00 X 77.00	4 cyl		
	KDY (TU3FM) 1.4Liter SOHC/OHC, 8 Valves, Gasoline	10/1984 - 12/2005	1360 cc	75.00 X 77.00	4 cyl		
CR4493AM STD/0.3/0.5/0.8/1.0	C4493	4 Pairs		1.7707/1.7713 44.976/44.991	1.9155/1.9162 48.654/48.671	0.777 19.74	0.0717 1.821









Citroen				Citroen			
King Set No.	Part No.	Qty.	Position	Crankshaft Diameter	Housing Diameter	Length	Wall Thickness
MB5569AM STD/0.3/0.5/0.8/1.0 with 2 oil holes	M5569U	2 Pairs	2,4	1.9671/1.9678 49.964/49.982	2.1124/2.1131 53.655/53.673	0.680 17.26	0.0722 1.834
	M5569L	3 Pairs	1,3,5	1.9671/1.9678 49.964/49.982	2.1124/2.1131 53.655/53.673	0.680 17.26	0.0722 1.834
TW 132AM STD/0.10/0.15/0.20/0.25/0.30/0.5	W 132	1 Pair		2.1752/2.1850 55.250/55.499	2.8130/2.8228 71.450/71.699	0.000 0.00	0.0925 2.350
CR4493XP STD/STDX/0.3/0.5 Optional to CR4493AM (Race bearings, Tri-metal [pMax Black])	C4493-PR	4 Pairs		1.7707/1.7713 44.976/44.991	1.9155/1.9162 48.654/48.671	0.777 19.74	0.0717 1.821
MB5729XP STD/0.3/0.5 Optional to MB5569AM (Race bearings, Tri-metal [pMax Black])	M5729/1-PR	2 Pairs		1.9670/1.9678 49.962/49.982	2.1146/2.1154 53.711/53.731	0.685 17.40	0.0730 1.854
	M5729/2-PR	3 Pairs		1.9670/1.9678 49.962/49.982	2.1146/2.1154 53.711/53.731	0.685 17.40	0.0730 1.854
4	E1A 1.2Liter OHV, 8 Valves, Diesel	10/1984 - 12/2005	1124 cc	72.00 X 69.00	4 cyl		4
	G1A 1.3Liter SOHC/OHC, 8 Valves, Gasoline	02/1983 - 09/1998	1294 cc	76.70 X 70.00	4 cyl		
CR4432AM STD/0.25/0.5/0.75/1.0/1.25/1.5	C4432	4 Pairs		1.6126/1.6129 40.960/40.968	1.7325/1.7328 44.006/44.013	0.756 19.20	0.0594 1.509
MB 537AM STD/0.25/0.5/0.75/1.25	M 537/1U M 537/1L	2 Pairs	1,5	2.0459/2.0463 51.966/51.976	2.2000/2.2005 55.880/55.893	0.734 18.64	0.0758 1.925
	M 537/1U	2 Pairs	2,4	2.0459/2.0463 51.966/51.976	2.2000/2.2005 55.880/55.893	0.734 18.64	0.0758 1.925
	M 537/3U M 537/3L	1 Pair	3	2.0459/2.0463 51.966/51.976	2.2000/2.2005 55.880/55.893	0.971 24.66	0.0758 1.925
5	K9A/K9Y (TUD3/TUD3Y) 1.4Liter SOHC/OHC, 8 Valves, Diesel	07/1986 - 12/1998	1360 cc	75.00 X 77.00	4 cyl		5
CR4198AM STD/0.3/0.5/0.8	C4198	4 Pairs		1.7707/1.7713 44.976/44.991	1.9155/1.9162 48.654/48.671	0.776 19.70	0.0717 1.821
MB5569AM STD/0.3/0.5/0.8/1.0 with 2 oil holes	M5569U	2 Pairs	2,4	1.9671/1.9678 49.964/49.982	2.1124/2.1131 53.655/53.673	0.680 17.26	0.0722 1.834
	M5569L	3 Pairs	1,3,5	1.9671/1.9678 49.964/49.982	2.1124/2.1131 53.655/53.673	0.680 17.26	0.0722 1.834
TW 132AM STD/0.10/0.15/0.20/0.25/0.30/0.5	W 132	1 Pair		2.1752/2.1850 55.250/55.499	2.8130/2.8228 71.450/71.699	0.000 0.00	0.0925 2.350
MB5729XP STD/0.3/0.5 Optional to MB5569AM (Race bearings, Tri-metal [pMax Black])	M5729/1-PR	2 Pairs		1.9670/1.9678 49.962/49.982	2.1146/2.1154 53.711/53.731	0.685 17.40	0.0730 1.854
	M5729/2-PR	3 Pairs		1.9670/1.9678 49.962/49.982	2.1146/2.1154 53.711/53.731	0.685 17.40	0.0730 1.854
6	KFV (TU3JP) 1.4Liter SOHC/OHC, 8 Valves, Gasoline	04/2005 -	1360 cc	75.00 X 77.00	4 cyl		6
CR4516SI STD/0.3/0.5/0.8	C4516U C4493	4 Pairs		1.7707/1.7713 44.976/44.991	1.9155/1.9162 48.654/48.671	0.777 19.74	0.0717 1.821
MB5508AM STD/0.3/0.5/0.8/1.0/1.25/1.5	M5508U M 576L	3 Pairs	1,3,5	1.9670/1.9677 49.962/49.980	2.1124/2.1131 53.655/53.673	0.680 17.27	0.0721 1.831
	M5508U	2 Pairs	2,4	1.9670/1.9677 49.962/49.980	2.1124/2.1131 53.655/53.673	0.680 17.27	0.0721 1.831
TW 132AM STD/0.10/0.15/0.20/0.25/0.30/0.5	W 132	1 Pair		2.1752/2.1850 55.250/55.499	2.8130/2.8228 71.450/71.699	0.000 0.00	0.0925 2.350

Citroen				Citroen			
							
King Set No.	Part No.	Qty.	Position	Crankshaft Diameter	Housing Diameter	Length	Wall Thickness
7	KFY (TU3FJ2) 1.4Liter SOHC/OHC, 8 Valves, Gasoline	07/1986 - 12/1998	1360 cc	75.00 X 77.00	4 cyl		7
CR4493AM STD/0.3/0.5/0.8/1.0	C4493	4 Pairs		1.7707/1.7713 44.976/44.991	1.9155/1.9162 48.654/48.671	0.777 19.74	0.0717 1.821
MB5262AM STD/0.3/0.5/0.8/1.0 for iron cast block	M5262/1	3 Pairs	1,3,5	1.9671/1.9679 49.964/49.985	2.1146/2.1154 53.711/53.731	0.681 17.29	0.0729 1.852
	M5262/2	2 Pairs	2,4	1.9671/1.9679 49.964/49.985	2.1146/2.1154 53.711/53.731	0.681 17.29	0.0729 1.852
MB5569AM STD/0.3/0.5/0.8/1.0 for aluminium block with 2 oil holes	M5569U	2 Pairs	2,4	1.9671/1.9678 49.964/49.982	2.1124/2.1131 53.655/53.673	0.680 17.26	0.0722 1.834
	M5569L	3 Pairs	1,3,5	1.9671/1.9678 49.964/49.982	2.1124/2.1131 53.655/53.673	0.680 17.26	0.0722 1.834
TW 132AM STD/0.10/0.15/0.20/0.25/0.30/0.5	W 132	1 Pair		2.1752/2.1850 55.250/55.499	2.8130/2.8228 71.450/71.699	0.000 0.00	0.0925 2.350
CR4493XP STD/STD/0.3/0.5 Optional to CR4493AM (Race bearings, Tri-metal [pMax Black])	C4493-PR	4 Pairs		1.7707/1.7713 44.976/44.991	1.9155/1.9162 48.654/48.671	0.777 19.74	0.0717 1.821
MB5729XP STD/0.3/0.5 Optional to MB5569AM (Race bearings, Tri-metal [pMax Black])	M5729/1-PR	2 Pairs		1.9670/1.9678 49.962/49.982	2.1146/2.1154 53.711/53.731	0.685 17.40	0.0730 1.854
	M5729/2-PR	3 Pairs		1.9670/1.9678 49.962/49.982	2.1146/2.1154 53.711/53.731	0.685 17.40	0.0730 1.854
8	150B/C/F 1.4Liter SOHC/OHC, 8 Valves, Gasoline	10/1982 - 12/1994	1360 cc	75.00 X 77.00	4 cyl		8
	KFW (TU3JP) 1.4Liter SOHC/OHC, 8 Valves, Gasoline	08/1993 - 04/2002	1360 cc	75.00 X 77.00	4 cyl		
	150C/F 1.4Liter SOHC/OHC, 8 Valves, Gasoline	10/1982 - 12/1994	1360 cc	75.00 X 77.00	4 cyl		
CR4493AM STD/0.3/0.5/0.8/1.0	C4493	4 Pairs		1.7707/1.7713 44.976/44.991	1.9155/1.9162 48.654/48.671	0.777 19.74	0.0717 1.821
MB5508AM STD/0.3/0.5/0.8/1.0/1.25/1.5	M5508U M 576L	3 Pairs	1,3,5	1.9670/1.9677 49.962/49.980	2.1124/2.1131 53.655/53.673	0.680 17.27	0.0721 1.831
	M5508U	2 Pairs	2,4	1.9670/1.9677 49.962/49.980	2.1124/2.1131 53.655/53.673	0.680 17.27	0.0721 1.831
TW 132AM STD/0.10/0.15/0.20/0.25/0.30/0.5	W 132	1 Pair		2.1752/2.1850 55.250/55.499	2.8130/2.8228 71.450/71.699	0.000 0.00	0.0925 2.350
CR4493XP STD/STD/0.3/0.5 Optional to CR4493AM (Race bearings, Tri-metal [pMax Black])	C4493-PR	4 Pairs		1.7707/1.7713 44.976/44.991	1.9155/1.9162 48.654/48.671	0.777 19.74	0.0717 1.821
9	TU 3 JP 1.4Liter SOHC/OHC, 8 Valves, Gasoline	08/1998 -	1360 cc	75.00 X 77.00	4 cyl		9
	150A 1.4Liter SOHC/OHC, 8 Valves, Gasoline	10/1982 - 06/1994	1360 cc	75.00 X 77.00	4 cyl		
CR4493AM STD/0.3/0.5/0.8/1.0	C4493	4 Pairs		1.7707/1.7713 44.976/44.991	1.9155/1.9162 48.654/48.671	0.777 19.74	0.0717 1.821
CR4516SI STD/0.3/0.5/0.8	C4516U C4493	4 Pairs		1.7707/1.7713 44.976/44.991	1.9155/1.9162 48.654/48.671	0.777 19.74	0.0717 1.821
MB5508AM STD/0.3/0.5/0.8/1.0/1.25/1.5 -1985	M5508U M 576L	3 Pairs	1,3,5	1.9670/1.9677 49.962/49.980	2.1124/2.1131 53.655/53.673	0.680 17.27	0.0721 1.831
	M5508U	2 Pairs	2,4	1.9670/1.9677 49.962/49.980	2.1124/2.1131 53.655/53.673	0.680 17.27	0.0721 1.831

Citroen				Citroen			
King Set No.	Part No.	Qty.	Position	Crankshaft Diameter	Housing Diameter	Length	Wall Thickness
MB5569AM STD/0.3/0.5/0.8/1.0 1985- with 2 oil holes	M5569U	2 Pairs	2,4	1.9671/1.9678 49.964/49.982	2.1124/2.1131 53.655/53.673	0.680 17.26	0.0722 1.834
	M5569L	3 Pairs	1,3,5	1.9671/1.9678 49.964/49.982	2.1124/2.1131 53.655/53.673	0.680 17.26	0.0722 1.834
TW 132AM STD/0.10/0.15/0.20/0.25/0.30/0.5	W 132	1 Pair		2.1752/2.1850 55.250/55.499	2.8130/2.8228 71.450/71.699	0.000 0.00	0.0925 2.350
CR4493XP STD/STDX/0.3/0.5 Optional to CR4493AM (Race bearings, Tri-metal [pMax Black])	C4493-PR	4 Pairs		1.7707/1.7713 44.976/44.991	1.9155/1.9162 48.654/48.671	0.777 19.74	0.0717 1.821
MB5729XP STD/0.3/0.5 Optional to MB5569AM (Race bearings, Tri-metal [pMax Black])	M5729/1-PR	2 Pairs		1.9670/1.9678 49.962/49.982	2.1146/2.1154 53.711/53.731	0.685 17.40	0.0730 1.854
	M5729/2-PR	3 Pairs		1.9670/1.9678 49.962/49.982	2.1146/2.1154 53.711/53.731	0.685 17.40	0.0730 1.854
10	KFZ (TU3FJ2) 1.4Liter 8 Valves, Gasoline	07/1986 - 12/1998	1360 cc	75.00 X 77.00	4 cyl		10
	NFX (TU5JP4) 1.4Liter DOHC, 16 Valves, Gasoline	02/1996 - 04/2004	1360 cc	78.50 X 82.00	4 cyl		
	NFU (TU5JP4) 1.6Liter DOHC, 16 Valves, Gasoline	04/1996 -	1587 cc	78.50 X 82.00	4 cyl		
	NFZ (TU5JP) 1.6Liter SOHC/OHC, 8 Valves, Diesel	08/1991 - 04/2002	1587 cc	78.50 X 82.00	4 cyl		
CR4493AM STD/0.3/0.5/0.8/1.0	C4493	4 Pairs		1.7707/1.7713 44.976/44.991	1.9155/1.9162 48.654/48.671	0.777 19.74	0.0717 1.821
MB5262AM STD/0.3/0.5/0.8/1.0	M5262/1	3 Pairs	1,3,5	1.9671/1.9679 49.964/49.985	2.1146/2.1154 53.711/53.731	0.681 17.29	0.0729 1.852
	M5262/2	2 Pairs	2,4	1.9671/1.9679 49.964/49.985	2.1146/2.1154 53.711/53.731	0.681 17.29	0.0729 1.852
TW 132AM STD/0.10/0.15/0.20/0.25/0.30/0.5	W 132	1 Pair		2.1752/2.1850 55.250/55.499	2.8130/2.8228 71.450/71.699	0.000 0.00	0.0925 2.350
CR4493XP STD/STDX/0.3/0.5 Optional to CR4493AM (Race bearings, Tri-metal [pMax Black])	C4493-PR	4 Pairs		1.7707/1.7713 44.976/44.991	1.9155/1.9162 48.654/48.671	0.777 19.74	0.0717 1.821
11	KFU (ET3J4) 1.4Liter DOHC, 16 Valves, Gasoline	08/1998 -	1361 cc	75.00 X 77.00	4 cyl		11
CR4516SI STD/0.3/0.5/0.8	C4516U C4493	4 Pairs		1.7707/1.7713 44.976/44.991	1.9155/1.9162 48.654/48.671	0.777 19.74	0.0717 1.821
MB5569AM STD/0.3/0.5/0.8/1.0 with 2 oil holes	M5569U	2 Pairs	2,4	1.9671/1.9678 49.964/49.982	2.1124/2.1131 53.655/53.673	0.680 17.26	0.0722 1.834
	M5569L	3 Pairs	1,3,5	1.9671/1.9678 49.964/49.982	2.1124/2.1131 53.655/53.673	0.680 17.26	0.0722 1.834
TW 132AM STD/0.10/0.15/0.20/0.25/0.30/0.5	W 132	1 Pair		2.1752/2.1850 55.250/55.499	2.8130/2.8228 71.450/71.699	0.000 0.00	0.0925 2.350
MB5729XP STD/0.3/0.5 Optional to MB5569AM (Race bearings, Tri-metal [pMax Black])	M5729/1-PR	2 Pairs		1.9670/1.9678 49.962/49.982	2.1146/2.1154 53.711/53.731	0.685 17.40	0.0730 1.854
	M5729/2-PR	3 Pairs		1.9670/1.9678 49.962/49.982	2.1146/2.1154 53.711/53.731	0.685 17.40	0.0730 1.854
12	8HS (DV4TD) 1.4Liter SOHC/OHC, 8 Valves, Diesel Turbocharged	08/1998 -	1398 cc	73.70 X 82.00	4 cyl		12
CR4353XA STD/0.3/0.5/0.8/1.0	C4353U C4353	4 Pairs		1.7706/1.7712 44.973/44.988	1.9168/1.9174 48.687/48.702	0.669 17.00	0.0719 1.826

Citroen				Citroen			
 King Set No.	 Part No.	 Qty.	 Position	 Crankshaft Diameter	 Housing Diameter	 Length	 Wall Thickness
MB5399SI STD/0.3/0.5/0.8/1.0	M5399U	5 Halves		1.9670/1.9678 49.962/49.982	2.1124/2.1131 53.655/53.673	0.784 19.90	0.0724 1.839
	M5399L	5 Halves		1.9670/1.9678 49.962/49.982	2.1124/2.1131 53.655/53.673	0.805 20.45	0.0719 1.826
TW 179AM STD/0.10/0.15/0.25	W 179	1 Pair		2.1732/2.1843 55.199/55.481	2.8091/2.8228 71.351/71.699	0.000 0.00	0.0960 2.438
13	DV6TED4 1.6Liter DOHC, 16 Valves, Diesel Turbocharged	07/1996 -	1560 cc	75.00 X 88.30	4 cyl		13
	DV6ATED4 1.6Liter DOHC, 16 Valves, Diesel Turbocharged	04/1996 -	1560 cc	75.00 X 88.30	4 cyl		
	DV6B 1.6Liter DOHC, 16 Valves, Diesel Turbocharged		1560 cc	75.00 X 88.30	4 cyl		
CR4503SX STD/0.3/0.5/0.8	C4503	4 Pairs		1.8494/1.8500 46.975/46.990	1.9943/1.9950 50.655/50.673	0.669 17.00	0.0716 1.819
MB5399SI STD/0.3/0.5/0.8/1.0	M5399U	5 Halves		1.9670/1.9678 49.962/49.982	2.1124/2.1131 53.655/53.673	0.784 19.90	0.0724 1.839
	M5399L	5 Halves		1.9670/1.9678 49.962/49.982	2.1124/2.1131 53.655/53.673	0.805 20.45	0.0719 1.826
TW 179AM STD/0.10/0.15/0.25	W 179	1 Pair		2.1732/2.1843 55.199/55.481	2.8091/2.8228 71.351/71.699	0.000 0.00	0.0960 2.438
14	BAY 1.6Liter SOHC/OHC, 8 Valves, Gasoline	10/1982 - 12/1994	1580 cc	83.00 X 73.00	4 cyl		14
	180A 1.6Liter SOHC/OHC, 8 Valves, Gasoline	02/1983 - 09/1998	1580 cc	83.00 X 73.00	4 cyl		
	BFZ 1.6Liter SOHC/OHC, 8 Valves, Gasoline	08/1992 - 05/2004	1580 cc	83.00 X 73.00	4 cyl		
	BDY 1.6Liter SOHC/OHC, 8 Valves, Gasoline	10/1982 - 02/1998	1580 cc	83.00 X 73.00	4 cyl		
	B1E 1.6Liter SOHC/OHC, 8 Valves, Gasoline	02/1983 - 09/1998	1580 cc	83.00 X 73.00	4 cyl		
CR4001AM STD/0.3/0.5/0.8/1.0/1.25/1.5	C4001	4 Pairs		1.7707/1.7713 44.976/44.991	1.9155/1.9162 48.654/48.671	0.797 20.23	0.0717 1.821
MB5182AM STD/0.3/0.5/0.8/1.0	M5536D M5536E	5 Pairs		2.3618/2.3622 59.990/60.000	2.5086/2.5089 63.718/63.726	0.798 20.27	0.0726 1.844
TW 246AM STD/0.10/0.20/0.25/0.30/0.50	W 246D W 246E	2 Pairs		2.6398/2.6496 67.051/67.300	3.2697/3.2795 83.050/83.299	0.000 0.00	0.0917 2.329
15	A8A (XUD7TE) 1.8Liter SOHC/OHC, 8 Valves, Diesel Turbocharged	10/1982 - 12/1994	1769 cc	80.00 X 88.00	4 cyl		15
	DHY (XUD9TE/Y) 1.9Liter SOHC/OHC, 8 Valves, Diesel Turbocharged	03/1991 - 08/2005	1905 cc	83.00 X 88.00	4 cyl		
CR4217CP STD/0.3/0.5/0.8/1.0	C4217U C4217L	4 Pairs		1.9679/1.9685 49.985/50.000	2.1140/2.1145 53.696/53.708	0.787 20.00	0.0724 1.839
CR4467CP STD/0.3/0.5/0.8	C4217L	4 Pairs		1.9679/1.9685 49.985/50.000	2.1140/2.1145 53.696/53.708	0.787 20.00	0.0724 1.839
MB5129AM STD/0.3/0.5/0.8/1.0	M5129U M5129L	5 Pairs		2.3614/2.3622 59.980/60.000	2.5091/2.5098 63.731/63.749	0.768 19.50	0.0727 1.847
TW 246AM STD/0.10/0.20/0.25/0.30/0.50	W 246D W 246E	2 Pairs		2.6398/2.6496 67.051/67.300	3.2697/3.2795 83.050/83.299	0.000 0.00	0.0917 2.329

Citroen				Citroen			
King Set No.	Part No.	Qty.	Position	Crankshaft Diameter	Housing Diameter	Length	Wall Thickness
16	161 (XUD7) 1.8Liter SOHC/OHC, 8 Valves, Diesel	10/1982 - 06/1994	1769 cc	80.00 X 88.00	4 cyl		16
	D9A (XUD9) 1.9Liter SOHC/OHC, 8 Valves, Diesel	07/1981 - 04/2002	1905 cc	83.00 X 88.00	4 cyl		
	D8B (XUD9TF) 1.9Liter SOHC/OHC, 8 Valves, L, Diesel Turbocharged	06/1994 - 04/2003	1905 cc	83.00 X 88.00	4 cyl		
CR4075AM STD/0.3/0.5/0.8/1.0	C4075	4 Pairs		1.9679/1.9685 49.985/50.000	2.1140/2.1145 53.696/53.708	0.789 20.03	0.0721 1.831
MB5129AM STD/0.3/0.5/0.8/1.0	M5129U M5129L	5 Pairs		2.3614/2.3622 59.980/60.000	2.5091/2.5098 63.731/63.749	0.768 19.50	0.0727 1.847
TW 246AM STD/0.10/0.20/0.25/0.30/0.50	W 246D W 246E	2 Pairs		2.6398/2.6496 67.051/67.300	3.2697/3.2795 83.050/83.299	0.000 0.00	0.0917 2.329
17	169 (XM7T) 1.8Liter OHV, 8 Valves, Gasoline	07/1981 - 03/1994	1796 cc	84.00 X 81.00	4 cyl		17
	170C (XN1T) 2.0Liter OHV, 8 Valves, Gasoline	07/1981 - 03/1994	1971 cc	88.00 X 81.00	4 cyl		
CR 422AM STD/0.3/0.5/0.8/1.0/1.25/1.5	C 422	4 Pairs		1.9675/1.9681 49.975/49.990	2.1124/2.1131 53.655/53.673	0.919 23.35	0.0717 1.821
MB 522AM STD/0.3/0.5/0.8/1.0/1.25/1.5	M 101/1U M 101/1L	1 Pair	1	2.3384/2.3390 59.395/59.411	2.4892/2.4900 63.226/63.246	1.160 29.46	0.0746 1.895
	M 102/2U M 102/2L	1 Pair	2	2.3050/2.3060 58.547/58.572	2.4560/2.4568 62.382/62.403	0.845 21.46	0.0746 1.895
	M 103/3U M 103/3L	1 Pair	3	2.2509/2.2515 57.173/57.188	2.4016/2.4023 61.001/61.018	1.160 29.46	0.0746 1.895
	M 104/4U M 104/4L	1 Pair	4	2.1102/2.2112 53.599/56.164	2.3613/2.3620 59.977/59.995	0.845 21.46	0.0746 1.895
	M 105/5U M 105/5L	1 Pair	5	2.1616/2.1622 54.905/54.920	2.3122/2.3130 58.730/58.750	1.155 29.33	0.0746 1.895
MB 542AM STD/0.3/0.5/0.8/1.0/1.25/1.5	M 101/1U	1 Pair	1	2.3384/2.3390 59.395/59.411	2.4892/2.4900 63.226/63.246	1.160 29.46	0.0746 1.895
	M 102/2L	1 Pair	2	2.3050/2.3060 58.547/58.572	2.4561/2.4568 62.385/62.403	0.845 21.46	0.0746 1.895
	M 103/3U	1 Pair	3	2.2509/2.2515 57.173/57.188	2.4016/2.4023 61.001/61.018	1.160 29.46	0.0746 1.895
	M 104/4L	1 Pair	4	2.1102/2.2112 53.599/56.164	2.3613/2.3620 59.977/59.995	0.845 21.46	0.0746 1.895
	M 105/5U	1 Pair	5	2.1616/2.1622 54.905/54.920	2.3122/2.3130 58.730/58.750	1.155 29.33	0.0746 1.895
TW 212AM STD/0.25/0.5	W 212D W 212E	2 Pairs		2.4173/2.4272 61.399/61.651	2.8563/2.8661 72.550/72.799	0.000 0.00	0.0929 2.360
18	DFW 1.9Liter DOHC, 16 Valves, Gasoline	10/1982 - 06/1994	1905 cc	83.00 X 88.00	4 cyl		18
	DFZ 1.9Liter SOHC/OHC, 8 Valves, Gasoline	10/1982 - 09/1998	1905 cc	83.00 X 88.00	4 cyl		
	DDZ 1.9Liter SOHC/OHC, 8 Valves, Gasoline	10/1985 - 09/1998	1905 cc	83.00 X 88.00	4 cyl		
CR4127AM STD/0.3/0.5/0.8/1.0	C4127	4 Pairs		1.9679/1.9685 49.985/50.000	2.1140/2.1145 53.696/53.708	0.796 20.22	0.0723 1.836
MB5182AM STD/0.3/0.5/0.8/1.0	M5536D M5536E	5 Pairs		2.3618/2.3622 59.990/60.000	2.5086/2.5089 63.718/63.726	0.798 20.27	0.0726 1.844

Citroen				Citroen			
							
King Set No.	Part No.	Qty.	Position	Crankshaft Diameter	Housing Diameter	Length	Wall Thickness
TW 246AM STD/0.10/0.20/0.25/0.30/0.50	W 246D W 246E	2 Pairs		2.6398/2.6496 67.051/67.300	3.2697/3.2795 83.050/83.299	0.000 0.00	0.0917 2.329
CR4602XP STD/0.25 Optional to CR4127AM (Race bearings, Tri-metal [pMax Black])	C4602-PR	4 Pairs		1.9679/1.9685 49.985/50.000	2.1140/2.1145 53.696/53.708	0.795 20.20	0.0722 1.834
19	XD4x88 2.0Liter SOHC/OHC, 8 Valves, Diesel	08/1968 - 03/1980	1948 cc	88.00 X 80.00	4 cyl		19
	XDP88 2.0Liter CIH, 8 Valves, Diesel	08/1968 - 03/1980	1948 cc	88.00 X 80.00	4 cyl		
CR4410AM STD/0.3/0.5/0.8/1.0/1.3	C4410	4 Pairs		1.9680/1.9685 49.987/50.000	2.1140/2.1145 53.696/53.708	1.141 28.98	0.0717 1.821
MB 541AM STD/0.3/0.5/0.8	M 541/1U M 541/1L	3 Pairs	1,3,5	2.1651/2.1657 54.994/55.009	2.3122/2.3130 58.730/58.750	1.180 29.97	0.0722 1.834
	M 541/2U M 541/2L	2 Pairs	2,4	2.1651/2.1657 54.994/55.009	2.3122/2.3130 58.730/58.750	0.865 21.97	0.0722 1.834
20	829/J6R 2.0Liter 8 Valves, Diesel	09/1974 - 12/1992	1995 cc	88.00 X 82.00	4 cyl		20
CR4015AM STD/0.25/0.5/0.75/1.0/1.25	C4015U C4015L	4 Pairs		2.0578/2.0585 52.268/52.286	2.2047/2.2055 55.999/56.020	0.737 18.72	0.0727 1.847
MB5544AM STD/0.25/0.5/0.75/1.0/1.5 360 degree oil groove	M5544	5 Pairs		2.4753/2.4761 62.873/62.893	2.6247/2.6255 66.667/66.688	0.924 23.47	0.0742 1.885
21	RDZ (XU10MZ) 2.0Liter SOHC/OHC, 8 Valves, Gasoline	05/1989 - 10/1994	1998 cc	86.00 X 86.00	4 cyl		21
	RFX (XU10J2C) 2.0Liter SOHC/OHC, 8 Valves, Gasoline	03/1991 - 04/2003	1998 cc	86.00 X 86.00	4 cyl		
	RGX (XU10J2TE) 2.0Liter SOHC/OHC, 8 Valves, Gasoline Turbocharged	05/1989 - 10/2004	1998 cc	86.00 X 86.00	4 cyl		
	RFS (XU10J4RS) 2.0Liter DOHC, 16 Valves, Gasoline	06/1989 - 12/2004	1998 cc	86.00 X 86.00	4 cyl		
MB5129AM STD/0.3/0.5/0.8/1.0	M5129U M5129L	5 Pairs		2.3614/2.3622 59.980/60.000	2.5091/2.5098 63.731/63.749	0.768 19.50	0.0727 1.847
TW 246AM STD/0.10/0.20/0.25/0.30/0.50	W 246D W 246E	2 Pairs		2.6398/2.6496 67.051/67.300	3.2697/3.2795 83.050/83.299	0.000 0.00	0.0917 2.329
22	P8A (XUD11ATE) 2.1Liter SOHC/OHC, 12 Valves, Diesel Turbocharged	05/1989 - 10/2000	2088 cc	85.00 X 92.00	4 cyl		22
	P8C (XUD11BTE) 2.1Liter SOHC/OHC, 12 Valves, Diesel Turbocharged	06/1989 - 10/2004	2088 cc	85.00 X 92.00	4 cyl		
	P9A (XUD11A) 2.1Liter SOHC/OHC, 12 Valves, Diesel Turbocharged	06/1989 - 09/1999	2138 cc	86.00 X 92.00	4 cyl		
CR4396CP STD/0.25/0.5/0.75/1.0 1997-	C 341	4 Pairs		0.0000 0.000	2.0889 53.058	0.870 22.10	0.0584 1.483
MB5129AM STD/0.3/0.5/0.8/1.0	M5129U M5129L	5 Pairs		2.3614/2.3622 59.980/60.000	2.5091/2.5098 63.731/63.749	0.768 19.50	0.0727 1.847
TW 246AM STD/0.10/0.20/0.25/0.30/0.50	W 246D W 246E	2 Pairs		2.6398/2.6496 67.051/67.300	3.2697/3.2795 83.050/83.299	0.000 0.00	0.0917 2.329
23	J6T A500 2.2Liter SOHC/OHC, 8 Valves, Gasoline	09/1974 - 12/1992	2165 cc	88.00 X 89.00	4 cyl		23
CR4006AM STD/0.25/0.5/0.75/1.0/1.25	C4006U C4006L	4 Pairs		2.2152/2.2160 56.266/56.286	2.3624/2.3630 60.005/60.020	0.815 20.70	0.0725 1.842

Citroen				Citroen			
King Set No.	Part No.	Qty.	Position	Crankshaft Diameter	Housing Diameter	Length	Wall Thickness
CR4301AM STD/0.25/0.5	C4006L	4 Pairs		2.2152/2.2160 56.266/56.286	2.3624/2.3630 60.005/60.020	0.815 20.70	0.0725 1.842
24	M22-617 2.2Liter 8 Valves, Diesel	09/1974 - 08/1985	2175 cc	90.00 X 85.50	4 cyl		24
	M23-622/623/639 2.4Liter 8 Valves, Gasoline	09/1974 - 08/1985	2347 cc	93.50 X 85.50	4 cyl		
CR4140AM STD/0.25/0.5/0.75/1.25	C4140U C4140L	4 Pairs		2.1256/2.1262 53.990/54.005	2.2707/2.2715 57.676/57.696	0.890 22.60	0.0720 1.829
MB5133AM STD/0.25/0.5	M5133	5 Pairs		2.5211/2.5217 64.036/64.051	2.7045/2.7049 68.694/68.704	1.130 28.70	0.0910 2.311
TW 245AM STD/0.10	W 245D W 245E	2 Pairs		2.8543/2.8642 72.499/72.751	3.3799/3.3898 85.849/86.101	0.000 0.00	0.1236 3.139
25	M22-621 2.2Liter OHV, 8 Valves, Diesel	09/1974 - 08/1985	2175 cc	90.00 X 85.50	4 cyl		25
	M25-629 2.5Liter SOHC/OHC, 8 Valves, Diesel	11/1973 - 01/1994	2500 cc	93.00 X 92.00	4 cyl		
CR4140AM STD/0.25/0.5/0.75/1.25	C4140U C4140L	4 Pairs		2.1256/2.1262 53.990/54.005	2.2707/2.2715 57.676/57.696	0.890 22.60	0.0720 1.829
MB5131AM STD/0.25/0.5/0.75/1.25	M5131	5 Pairs		2.6392/2.6398 67.036/67.051	2.8226/2.8230 71.694/71.704	1.119 28.42	0.0910 2.311
TW 244AM STD/0.10	W 244D W 244E	2 Pairs		2.9724/2.9823 75.499/75.750	3.4980/3.5079 88.849/89.101	0.000 0.00	0.1236 3.139
26	M25-669 2.5Liter 8 Valves, Diesel Turbocharged	07/1985 - 12/1992	2500 cc	93.00 X 92.00	4 cyl		26
CR4082AM STD/0.25/0.5 10/1986-	C4140L	4 Pairs		2.1256/2.1262 53.990/54.005	2.2707/2.2715 57.676/57.696	0.890 22.60	0.0720 1.829
CR4140AM STD/0.25/0.5/0.75/1.25	C4140U C4140L	4 Pairs		2.1256/2.1262 53.990/54.005	2.2707/2.2715 57.676/57.696	0.890 22.60	0.0720 1.829
MB5131AM STD/0.25/0.5/0.75/1.25	M5131	5 Pairs		2.6392/2.6398 67.036/67.051	2.8226/2.8230 71.694/71.704	1.119 28.42	0.0910 2.311
TW 244AM STD/0.10	W 244D W 244E	2 Pairs		2.9724/2.9823 75.499/75.750	3.4980/3.5079 88.849/89.101	0.000 0.00	0.1236 3.139
27	CRD93LS (U25-673) 2.5Liter SOHC/OHC, 8 Valves, L, Diesel Turbocharged	07/1981 - 03/1994	2500 cc	93.00 X 92.00	4 cyl		27
	M25-648 2.5Liter SOHC/OHC, 8 Valves, L, Diesel Turbocharged	09/1974 - 12/1992	2500 cc	93.00 X 92.00	4 cyl		
CR4082AM STD/0.25/0.5 10/1986-	C4140L	4 Pairs		2.1256/2.1262 53.990/54.005	2.2707/2.2715 57.676/57.696	0.890 22.60	0.0720 1.829
MB5131AM STD/0.25/0.5/0.75/1.25	M5131	5 Pairs		2.6392/2.6398 67.036/67.051	2.8226/2.8230 71.694/71.704	1.119 28.42	0.0910 2.311
TW 244AM STD/0.10	W 244D W 244E	2 Pairs		2.9724/2.9823 75.499/75.750	3.4980/3.5079 88.849/89.101	0.000 0.00	0.1236 3.139
28	CRD93L (U25-661) 2.5Liter SOHC/OHC, 8 Valves, Diesel	01/1982 - 08/1990	2500 cc	93.00 X 92.00	4 cyl		28
CR4140AM STD/0.25/0.5/0.75/1.25	C4140U C4140L	4 Pairs		2.1256/2.1262 53.990/54.005	2.2707/2.2715 57.676/57.696	0.890 22.60	0.0720 1.829
MB5133AM STD/0.25/0.5	M5133	5 Pairs		2.5211/2.5217 64.036/64.051	2.7045/2.7049 68.694/68.704	1.130 28.70	0.0910 2.311
TW 245AM STD/0.10	W 245D W 245E	2 Pairs		2.8543/2.8642 72.499/72.751	3.3799/3.3898 85.849/86.101	0.000 0.00	0.1236 3.139

Citroen				Citroen			
King Set No.	Part No.	Qty.	Position	Crankshaft Diameter	Housing Diameter	Length	Wall Thickness
29	F1CE0481 3.0Liter 4 Valves, Diesel Turbocharged			2999 cc 95.80 X 104.00	4 cyl		29
CR1313CA STD/010/020	C1313U C1313L	1 Pair		2.5202/2.5211 64.013/64.036	2.6705/2.6711 67.831/67.846	1.055 26.80	0.0746 1.895
MB5444AM STD/010/020	M5444U/1 M5444L/1	3 Pairs		0.0000 0.000	3.1737 80.612	1.118 28.40	0.0856 2.174
	M5444U/2 M5444L/2	1 Pair		0.0000 0.000	3.4493 87.612	1.118 28.40	0.0856 2.174
	MK5444 M5444L/1	1 Pair		0.0000 0.000	3.1737 80.612	1.209 30.70	0.0856 2.174

Engine Index: Continental

Engine-Code	Years	Cyl	CC	Line
120CI 2.0Liter		4	2000	1
129CI 2.1Liter		4	2100	1
Z134 2.2Liter		4	2200	2
Z145 2.4Liter		4	2380	2
513CI 8.4Liter		6	8400	3
572CI 9.4Liter		6	9365	3
602CI 9.9Liter		6	9860	3

Continental				Continental			
King Set No.	Part No.	Qty.	Position	Crankshaft Diameter	Housing Diameter	Length	Wall Thickness
1	120CI 2.0Liter			2000 cc 81.00 X 95.00	4 cyl		1
	129CI 2.1Liter			2100 cc 82.50 X 98.40	4 cyl		
CR4070AM STD/010/020/030/040/060	C4070	4 Pairs		1.9365/1.9375 49.187/49.213	2.0615/2.0625 52.362/52.388	1.071 27.20	0.0618 1.570
MB3339AM <i>crank flange length mm</i> STD 38.10/38.05 010 38.10/38.05 020 38.10/38.05 030 38.10/38.05 040 38.10/38.05	F3339	1 Pair	1	2.2490/2.2500 57.125/57.150	2.4365/2.4372 61.887/61.905	1.504 38.20	0.0929 2.360
	M3339/2	1 Pair	2	2.2490/2.2500 57.125/57.150	2.4365/2.4372 61.887/61.905	1.280 32.50	0.0929 2.360
	M3340/3U M3340/3L	1 Pair	3	2.2490/2.2500 57.125/57.150	2.4365/2.4372 61.887/61.905	1.551 39.40	0.0929 2.360
2	Z134 2.2Liter			2200 cc 84.00 X 98.40	4 cyl		2
	Z145 2.4Liter			2380 cc 85.70 X 103.00	4 cyl		
CR4070AM STD/010/020/030/040/060	C4070	4 Pairs		1.9365/1.9375 49.187/49.213	2.0615/2.0625 52.362/52.388	1.071 27.20	0.0618 1.570
MB3340AM <i>crank flange length mm</i> STD 38.02/37.97 010 38.05/38.00 020 38.05/38.00 030 38.05/38.00 040 38.05/38.00	M3340/1	1 Pair	1	2.2490/2.2500 57.125/57.150	2.4365/2.4372 61.887/61.905	1.268 32.20	0.0929 2.360
	F3340	1 Pair	2	2.2490/2.2500 57.125/57.150	2.4365/2.4372 61.887/61.905	1.501 38.12	0.0929 2.360
	M3340/3U M3340/3L	1 Pair	3	2.2490/2.2500 57.125/57.150	2.4365/2.4372 61.887/61.905	1.551 39.40	0.0929 2.360

Continental				Continental			
King Set No.	Part No.	Qty.	Position	Crankshaft Diameter	Housing Diameter	Length	Wall Thickness
3	513CI 8.4Liter			8400 cc	114.30 X 136.50	6 cyl	3
	572CI 9.4Liter			9365 cc	120.00 X 136.50	6 cyl	
	602CI 9.9Liter			9860 cc	124.00 X 136.00	6 cyl	
MB 774CP STD/010/020	M 774/1U M 774/1L	1 Pair	1	3.2490/3.2500 82.525/82.550	3.4992/3.5000 88.880/88.900	1.593 40.46	0.1237 3.142
	M 774/2U M 774/2L	4 Pairs	2,3,5,6	3.2490/3.2500 82.525/82.550	3.4992/3.5000 88.880/88.900	1.624 41.25	0.1237 3.142
	M 774/4U M 774/4L	1 Pair	4	3.2490/3.2500 82.525/82.550	3.4992/3.5000 88.880/88.900	2.562 65.08	0.1237 3.142
	M 774/7U M 774/7L	1 Pair	7	3.2490/3.2500 82.525/82.550	3.4992/3.5000 88.880/88.900	2.624 66.65	0.1237 3.142

Engine Index: Cummins

Engine-Code	Years	Cyl	CC	Line
4-390, 4BT 3.9Liter		4	3922	1
4B Series 3.9Liter		4	3922	1
4BTA, 4BTAA 3.9Liter		4	3922	1
6BTAA, 6-590 5.9Liter		6	5883	2
6BT ISB 5.9Liter		6	5900	3
6C Series, 6CT 8.3Liter		6	8274	4
6CTA, 6CTAA 8.3Liter		6	8274	4

Cummins				Cummins			
King Set No.	Part No.	Qty.	Position	Crankshaft Diameter	Housing Diameter	Length	Wall Thickness
1	4B Series 3.9Liter			3922 cc	102.00 X 120.00	4 cyl	1
	4BTA, 4BTAA 3.9Liter			3922 cc	102.00 X 120.00	4 cyl	
	4-390, 4BT 3.9Liter			3922 cc	102.00 X 120.00	4 cyl	
CR1035SI STD/0.25/0.5/0.75	C4165	1 Pair		2.7161/2.7170 68.989/69.012	2.8735/2.8745 72.987/73.012	1.224 31.10	0.0774 1.966
CR1305SI STD/0.026/0.25/0.5/0.75 for cracked connecting rod	C4165 C1305L	1 Pair		2.7161/2.7170 68.989/69.012	2.8735/2.8745 72.987/73.012	1.224 31.10	0.0774 1.966
CR4165SI STD/0.25/0.5/0.75	C4165	4 Pairs		2.7161/2.7170 68.989/69.012	2.8735/2.8745 72.987/73.012	1.224 31.10	0.0774 1.966
MB5006SI crank flange length mm STD 37.34/37.29 0.25 37.37/37.32 0.5 37.37/37.32 0.75 37.37/37.32	M5006U M5006L	4 Pairs	1,2,3,5	3.2672/3.2682 82.987/83.012	3.4639/3.4652 87.983/88.016	1.142 29.00	0.0971 2.466
	F5006 M5006L	1 Pair	4	3.2672/3.2682 82.987/83.012	3.4639/3.4652 87.983/88.016	1.474 37.44	0.0971 2.466

Cummins				Cummins			
King Set No.	Part No.	Qty.	Position	Crankshaft Diameter	Housing Diameter	Length	Wall Thickness
2	6BTAA, 6-590 5.9Liter		5883 cc	102.00 X 120.00	6 cyl		2
CR1035SI STD/0.25/0.5/0.75	C4165	1 Pair		2.7161/2.7170 68.989/69.012	2.8735/2.8745 72.987/73.012	1.224 31.10	0.0774 1.966
CR6699SI STD/.026/0.25/0.5/0.75/1.0	C4165	6 Pairs		2.7161/2.7170 68.989/69.012	2.8735/2.8745 72.987/73.012	1.224 31.10	0.0774 1.966
MB7009SI crank flange length mm STD 37.34/37.29 .026 37.37/37.32 0.25 37.37/37.32 0.5 37.37/37.32 0.75 37.37/37.32	M5006U M5006L F5006 M5006L	6 Pairs 1 Pair	1,2,3,4, 5,7 6	3.2672/3.2682 82.987/83.012 3.2672/3.2682 82.987/83.012	3.4639/3.4652 87.983/88.016 3.4639/3.4652 87.983/88.016	1.142 29.00 1.474 37.44	0.0971 2.466 0.0971 2.466
3	6BT ISB 5.9Liter		5900 cc	102.00 X 120.00	6 cyl		3
CR1305SI STD/.026/0.25/0.5/0.75 for cracked connecting rod	C4165 C1305L	1 Pair		2.7161/2.7170 68.989/69.012	2.8735/2.8745 72.987/73.012	1.224 31.10	0.0774 1.966
MB7119SI crank flange length mm STD 37.34/37.29 0.25 37.37/37.32 0.5 37.37/37.32 0.75 37.37/37.32	M5006U M5006L F5006 F7119L	6 Pairs 1 Pair	1,2,3,4, 5 6	3.2672/3.2682 82.987/83.012 3.2672/3.2682 82.987/83.012	3.4639/3.4652 87.983/88.016 3.4639/3.4652 87.983/88.016	1.142 29.00 1.474 37.44	0.0971 2.466 0.0971 2.466
4	6C Series, 6CT 8.3Liter		8274 cc	114.00 X 135.10	6 cyl		4
	6CTA, 6CTAA 8.3Liter		8274 cc	114.00 X 135.10	6 cyl		
CR1285SI STD/0.25/0.5	C6782	1 Pair		2.9906/2.9926 75.961/76.012	3.1885/3.1895 80.988/81.013	1.500 38.10	0.0972 2.469
CR6782SI STD/0.25/0.5	C6782	6 Pairs		2.9906/2.9926 75.961/76.012	3.1885/3.1895 80.988/81.013	1.500 38.10	0.0972 2.469

Engine Index: Daewoo

Engine-Code	Years	Cyl	CC	Line
F8B 0.8Liter, SOHC, 6 Valves, Gasoline		3	796	1
F8C 0.8Liter, SOHC, 6 Valves, Gasoline	06/1991 -	3	796	2
B10S 1.0Liter SOHC, 8 Valves, Gasoline		4	995	3
Suzuki G13B 1.3Liter		4	1298	4
G15MF 1.5Liter SOHC, 8 Valves, Gasoline	01/1994 - 12/1995	4	1498	5
A15MF 1.5Liter, SOHC, 16 Valves, Gasoline	01/1995 -	4	1498	5
A15SMS 1.5Liter, SOHC, 8 Valves, Gasoline	01/1997 -	4	1498	5
A15DM 1.5Liter DOHC, 16 Valves, Gasoline	01/1997 -	4	1498	5
A16DMS 1.6Liter DOHC, 16 Valves, Gasoline	01/1997 -	4	1598	5
X20SE 2.0Liter, DOHC, 16 Valves, Gasoline	01/1995 -	4	1998	6
C20LE 2.0Liter, SOHC, 8 Valves, Gasoline	01/1995 -	4	1998	6
C20SED 2.0Liter SOHC, 16 Valves, Gasoline	01/1997 -	4	1998	6
X20SED 2.0Liter DOHC, 16 Valves, Gasoline	01/1997 -	4	1998	6
T22SED 2.2Liter DOHC, 16 Valves, Gasoline	01/1999 - 12/2000	4	2198	7
X22SE 2.2Liter DOHC, 16 Valves, Gasoline	01/1999 - 12/2000	4	2200	7

Daewoo				Daewoo			
King Set No.	Part No.	Qty.	Position	Crankshaft Diameter	Housing Diameter	Length	Wall Thickness
1	F8B 0.8Liter, SOHC, 6 Valves, Gasoline			796 cc 68.50 X 72.00	3 cyl		1
CR 324AM STD/0.25/0.5/0.75	C4489	3 Pairs		1.4953/1.4957 37.981/37.991	1.6141/1.6149 40.998/41.018	0.713 18.10	0.0587 1.491
MB4043AM STD/0.25/0.5/0.75/1.0/1.25/1.5	M4043	4 Pairs	1,2,3,4	1.9679/1.9685 49.985/50.000	2.1260/2.1267 54.000/54.018	0.669 17.00	0.0783 1.989
2	F8C 0.8Liter, SOHC, 6 Valves, Gasoline	06/1991 -		796 cc 68.50 X 72.00	3 cyl		2
CR 324AM STD/0.25/0.5/0.75	C4489	3 Pairs		1.4953/1.4957 37.981/37.991	1.6141/1.6149 40.998/41.018	0.713 18.10	0.0587 1.491
MB4271AM STD/0.25/0.5	M4271	4 Pairs		1.7316/1.7323 43.983/44.000	1.8897/1.8905 47.998/48.019	0.673 17.10	0.0783 1.989
3	B10S 1.0Liter SOHC, 8 Valves, Gasoline			995 cc 68.50 X 67.50	4 cyl		3
CR4489AM STD/0.25/0.5/0.75/1.0/1.5	C4489	4 Pairs		1.4953/1.4957 37.981/37.991	1.6141/1.6149 40.998/41.018	0.713 18.10	0.0587 1.491
MB5658AM STD/0.25/0.5	M4271	5 Pairs		1.7316/1.7323 43.983/44.000	1.8897/1.8905 47.998/48.019	0.673 17.10	0.0783 1.989
4	Suzuki G13B 1.3Liter			1298 cc 74.00 X 75.50	4 cyl		4
CR4020AM STD/0.25/0.5/0.75/1.0	C 307	4 Pairs		1.6531 41.989	1.7724 45.019	0.713 18.10	0.0587 1.491
MB5556AM STD/0.25/0.5/0.75/1.0	M 454U M 454L	5 Pairs		1.7710 44.983	1.9299 49.019	0.713 18.10	0.0790 2.007
CR4605XP STD/0.25/0.5 Optional to CR4020AM (Race bearings, Tri-metal [pMax Black])	C4605-PR	4 Pairs		1.6528/1.6535 41.981/41.999	1.7716/1.7724 44.999/45.019	0.718 18.23	0.0587 1.491
MB5731XP STD/0.25/0.5 Optional to MB5556AM (Race bearings, Tri-metal [pMax Black])	M5731U-PR M5731L-PR	5 Pairs		1.7709/1.7714 44.981/44.994	1.9291/1.9298 48.999/49.017	0.718 18.23	0.0787 1.999
5	A15DM 1.5Liter DOHC, 16 Valves, Gasoline	01/1997 -		1498 cc 76.50 X 81.50	4 cyl		5
G15MF 1.5Liter SOHC, 8 Valves, Gasoline		01/1994 - 12/1995		1498 cc 76.50 X 81.50	4 cyl		
A15MF 1.5Liter, SOHC, 16 Valves, Gasoline		01/1995 -		1498 cc 76.50 X 81.50	4 cyl		
A15SMS 1.5Liter, SOHC, 8 Valves, Gasoline		01/1997 -		1498 cc 76.50 X 81.50	4 cyl		
A16DMS 1.6Liter DOHC, 16 Valves, Gasoline		01/1997 -		1598 cc 79.00 X 81.50	4 cyl		
CR 418AM STD/0.25/0.5/0.75/1.0/1.25/1.5	C 418	4 Pairs		1.6918/1.6924 42.972/42.987	1.8110/1.8115 45.999/46.012	0.654 16.60	0.0589 1.496
MB5519AM crank flange length mm STD 25.91/25.86 0.25 26.01/25.96 0.5 26.16/26.11 0.75 26.16/26.11 1.0 26.41/26.36 1.25 26.41/26.36 1.5 26.41/26.36	M5519 F5519	4 Pairs 1 Pair	1,2,4,5 3	2.1643/2.1648 54.973/54.986 2.1643/2.1648 54.973/54.986	2.3228/2.3233 58.999/59.012 2.3228/2.3233 58.999/59.012	0.768 19.50 1.024 26.01	0.0785 1.994 0.0784 1.991
6	X20SE 2.0Liter, DOHC, 16 Valves, Gasoline	01/1995 -		1998 cc 86.00 X 86.00	4 cyl		6
C20LE 2.0Liter, SOHC, 8 Valves, Gasoline		01/1995 -		1998 cc 86.00 X 86.00	4 cyl		
C20SED 2.0Liter SOHC, 16 Valves, Gasoline		01/1997 -		1998 cc 86.00 X 86.00	4 cyl		
X20SED 2.0Liter DOHC, 16 Valves, Gasoline		01/1997 -		1998 cc 86.00 X 86.00	4 cyl		

Daewoo				Daewoo			
King Set No.	Part No.	Qty.	Position	Crankshaft Diameter	Housing Diameter	Length	Wall Thickness
CR4017AM STD/0.25/0.5/0.75/1.0/1.5 4mm oil hole ,12 degree from center, fits late models	C4017 C 421L	4 Pairs		1.9280/1.9286 48.971/48.986	2.0472/2.0477 51.999/52.012	0.759 19.27	0.0589 1.496
CR4106AM STD/0.25/0.5/0.75/1.0/1.25/1.5 2 oil holes, fits both old and new engines	C4106U C 421L	4 Pairs		1.9280/1.9286 48.971/48.986	2.0472/2.0477 51.999/52.012	0.759 19.27	0.0589 1.496
MB5520AM crank flange length mm STD 25.91/25.86 0.25 26.11/26.06 0.5 26.31/26.26 0.75 26.51/26.46 1.0 26.71/26.66 1.25 26.71/26.66 1.5 26.71/26.66	M5520 F5520	4 Pairs 1 Pair	1,2,4,5 3	2.2828/2.2833 57.983/57.996 2.2828/2.2833 57.983/57.996	2.4410/2.4415 62.001/62.014 2.4410/2.4415 62.001/62.014	0.768 19.50 1.024 26.01	0.0784 1.991 0.0784 1.991
CR4017XP STD/STDX/0.25/0.5 Optional to CR4017AM (Race bearings, Tri-metal [pMax Black])	C4017-PR C 421L-PR	4 Pairs		1.9280/1.9286 48.971/48.986	2.0472/2.0477 51.999/52.012	0.759 19.27	0.0589 1.496
CR4233AM STD/0.25/0.5/0.75/1.0/1.25/1.5 Optional to CR4106AM (2 oil holes in upper and lower shells)	C4106U	4 Pairs		1.9280/1.9286 48.971/48.986	2.0472/2.0477 51.999/52.012	0.759 19.27	0.0589 1.496
MB5179AM Optional to MB5520AM (flange STD) crank flange length mm STD 25.91/25.86 0.25 25.94/25.89 0.5 25.94/25.89 0.75 25.94/25.89 1.0 25.94/25.89	M5520 F5179	4 Pairs 1 Pair	1,2,4,5 3	2.2828/2.2833 57.983/57.996 2.2828/2.2833 57.983/57.996	2.4410/2.4415 62.001/62.014 2.4410/2.4415 62.001/62.014	0.768 19.50 1.024 26.01	0.0784 1.991 0.0784 1.991
7	T22SED 2.2Liter DOHC, 16 Valves, Gasoline	01/1999 - 12/2000	2198 cc	86.00 X 94.60	4 cyl		7
	X22SE 2.2Liter DOHC, 16 Valves, Gasoline	01/1999 - 12/2000	2200 cc	86.00 X 94.60	4 cyl		
CR4106AM STD/0.25/0.5/0.75/1.0/1.25/1.5 2 oil holes, fits both old and new engines	C4106U C 421L	4 Pairs		1.9280/1.9286 48.971/48.986	2.0472/2.0477 51.999/52.012	0.759 19.27	0.0589 1.496
MB5247AM crank flange length mm STD 25.91/25.86 0.25 26.11/26.06 0.5 26.31/26.26 0.75 26.51/26.46 1.0 26.71/26.66	M5247 F5247	4 Pairs 1 Pair	1,2,4,5 3	2.2828/2.2833 57.983/57.996 2.2828/2.2833 57.983/57.996	2.4409/2.4415 61.999/62.014 2.4409/2.4415 61.999/62.014	0.767 19.48 1.024 26.01	0.0784 1.991 0.0784 1.991
CR4233AM STD/0.25/0.5/0.75/1.0/1.25/1.5 Optional to CR4106AM (2 oil holes in upper and lower shells)	C4106U	4 Pairs		1.9280/1.9286 48.971/48.986	2.0472/2.0477 51.999/52.012	0.759 19.27	0.0589 1.496

Engine Index: Daf

Engine-Code	Years	Cyl	CC	Line
BE 3.9Liter 4 Valves, Diesel Turbocharged		4	3920	1
CB 5.9Liter 2 Valves, Diesel Turbocharged		6	5880	1
CE 5.9Liter 4 Valves, Diesel Turbocharged		6	5880	1
CN 5.9Liter 2 Valves, Diesel Turbocharged		6	5880	1
CS 5.9Liter 2 Valves, Diesel Turbocharged		6	5880	1
CT 5.9Liter 2 Valves, Diesel Turbocharged		6	5880	1
DH 825 8.3Liter		6	8250	2
DHB/DHR/DHT/DU 8.3Liter Supercharged		6	8250	2
DHS/DHU825 8.3Liter Supercharged Intercooled		6	8250	2
DK Series 11.6Liter Diesel		6	11630	3
XF 355 12.6Liter Diesel		6	12577	4
XE 390/410 12.6Liter		6	12577	4

Daf				Daf			
King Set No.	Part No.	Qty.	Position	Crankshaft Diameter	Housing Diameter	Length	Wall Thickness
1	BE 3.9Liter 4 Valves, Diesel Turbocharged	3920 cc	102.00 X 120.00	4 cyl			1
	CB 5.9Liter 2 Valves, Diesel Turbocharged	5880 cc	102.00 X 120.00	6 cyl			
	CE 5.9Liter 4 Valves, Diesel Turbocharged	5880 cc	102.00 X 120.00	6 cyl			
	CN 5.9Liter 2 Valves, Diesel Turbocharged	5880 cc	102.00 X 120.00	6 cyl			
	CS 5.9Liter 2 Valves, Diesel Turbocharged	5880 cc	102.00 X 120.00	6 cyl			
	CT 5.9Liter 2 Valves, Diesel Turbocharged	5880 cc	102.00 X 120.00	6 cyl			
CR1305SI STD/0.26/0.25/0.5/0.75 for cracked connecting rod	C4165 C1305L	1 Pair		2.7161/2.7170 68.989/69.012	2.8735/2.8745 72.987/73.012	1.224 31.10	0.0774 1.966
MB1048SI crank flange length mm STD 37.34/37.29 0.25 37.37/37.32 0.5 37.37/37.32	F5006 M5006L	1 Pair	6	3.2672/3.2682 82.987/83.012	3.4639/3.4652 87.983/88.016	1.474 37.44	0.0971 2.466
MB1049SI STD/0.25/0.5	M5006U M5006L	1 Pair	1,2,3,4, 5,7	3.2672/3.2682 82.987/83.012	3.4639/3.4652 87.983/88.016	1.142 29.00	0.0971 2.466
2	DH 825 8.3Liter	8250 cc	118.00 X 126.00	6 cyl			2
	DHB/DHR/DHT/DU 8.3Liter Supercharged	8250 cc	118.00 X 126.00	6 cyl			
	DHS/DHU825 8.3Liter Supercharged Intercooled	8250 cc	118.00 X 126.00	6 cyl			
CR6621CP STD/0.25/0.5	C6621	6 Pairs		2.9523/2.9531 74.988/75.009	3.0931/3.0935 78.565/78.575	1.579 40.10	0.0691 1.755
MB 708CP STD/0.25/0.5/1.5	M7034/1U	1 Pair	1	3.4642/3.4650 87.991/88.011	3.6240/3.6250 92.050/92.075	1.815 46.10	0.0787 1.999
	M7034/2U	4 Pairs	2,3,5,6	3.4642/3.4650 87.991/88.011	3.6240/3.6250 92.050/92.075	1.205 30.60	0.0787 1.999
	M7034/4	2 Pairs	4,7	3.4642/3.4650 87.991/88.011	3.6240/3.6250 92.050/92.075	1.500 38.10	0.0787 1.999
3	DK Series 11.6Liter Diesel	11630 cc	130.00 X 146.00	6 cyl			3
CR 699CP STD/0.25/0.5/0.75 1973-1984	C 699	6 Pairs		3.1179/3.1187 79.195/79.215	3.2610/3.2615 82.829/82.842	1.789 45.45	0.0700 1.778
CR6730CP STD/0.25/0.5 10/1984-03/1994	C6730	6 Pairs		3.2669/3.2685 82.979/83.020	3.4104/3.4109 86.624/86.637	1.681 42.70	0.0704 1.788
MB7053CP STD/0.25/0.5 1973-	M7054/1	1 Pair	1	3.8579/3.8587 97.991/98.011	4.0579/4.0590 103.071/103.099	1.541 39.15	0.0982 2.494
	M7054/2U	4 Pairs	2,3,5,6	3.8579/3.8587 97.991/98.011	4.0579/4.0590 103.071/103.099	1.262 32.05	0.0982 2.494
	M7054/4U	2 Pairs	4,7	3.8579/3.8587 97.991/98.011	4.0579/4.0590 103.071/103.099	2.053 52.15	0.0982 2.494

Daf				Daf			
King Set No.	Part No.	Qty.	Position	Crankshaft Diameter	Housing Diameter	Length	Wall Thickness
MB7054CP STD/0.25/0.5 360 degree oil groove (position 1)	M7054/2U M7054/2L	4 Pairs	2,3,5,6	3.8579/3.8587 97.991/98.011	4.0579/4.0590 103.071/103.099	1.262 32.05	0.0982 2.494
	M7054/4U M7054/4L	2 Pairs	4,7	3.8579/3.8587 97.991/98.011	4.0579/4.0590 103.071/103.099	2.053 52.15	0.0982 2.494
	M7054/1	1 Pair	1	3.8579/3.8587 97.991/98.011	4.0579/4.0590 103.071/103.099	1.541 39.15	0.0982 2.494
TW2012CP STD	W2012D W2012E	2 Pairs		4.2598 108.199	4.9808 126.512	0.000 0.00	0.0930 2.362
4	XF 355 12.6Liter Diesel	12577 cc	130.00 X 158.00	6 cyl			4
	XE 390/410 12.6Liter	12577 cc	130.00 X 158.00	6 cyl			
CR6761CP STD/0.25	C6761	6 Pairs		3.4638/3.4653 92.593/92.606	3.6454/3.6459 92.593/92.606	1.532 38.90	0.0890 2.261
MB7054CP STD/0.25/0.5 360 degree oil groove (position 1)	M7054/2U M7054/2L	4 Pairs	2,3,5,6	3.8579/3.8587 97.991/98.011	4.0579/4.0590 103.071/103.099	1.262 32.05	0.0982 2.494
	M7054/4U M7054/4L	2 Pairs	4,7	3.8579/3.8587 97.991/98.011	4.0579/4.0590 103.071/103.099	2.053 52.15	0.0982 2.494
	M7054/1	1 Pair	1	3.8579/3.8587 97.991/98.011	4.0579/4.0590 103.071/103.099	1.541 39.15	0.0982 2.494
TW2012CP STD	W2012D W2012E	2 Pairs		4.2598 108.199	4.9808 126.512	0.000 0.00	0.0930 2.362

Engine Index: Daihatsu

Engine-Code	Years	Cyl	CC	Line
CD L3 0.8Liter SOHC, 6 Valves, Gasoline	05/1982 - 08/1984	3	843	2
CD L3 0.8Liter, SOHC, 6 Valves, Gasoline	08/1984 -	3	843	1
EJ L3 1.0Liter, DOHC, 12 Valves, Gasoline	01/1998 - 12/2002	3	989	3
CB L3 1.0Liter, SOHC, 6 Valves, Gasoline	10/1977 - 08/1984	3	993	2
CL L3 1.0Liter, SOHC, 6 Valves, Diesel	01/1983 - 08/1984	3	993	2
CB, CL L3 1.0Liter, SOHC, 6 Valves, Gasoline	08/1984 -	3	993	1
CB-T L3 1.0Liter, DOHC, 12 Valves, Gasoline Turbocharged	08/1984 - 11/1990	3	993	1
HC L4 1.3Liter, SOHC, 16 Valves, Gasoline	01/1988 -	4	1296	4
K3-VE L4 1.3Liter, DOHC, 16 Valves, Gasoline	07/2000 -	4	1298	5
3SZ-VE L4 1.5Liter DOHC, 16 Valves, Gasoline	11/2005 -	4	1500	6
HD L4 1.6Liter, Gasoline	06/1989 -	4	1589	4

Daihatsu				Daihatsu			
King Set No.	Part No.	Qty.	Position	Crankshaft Diameter	Housing Diameter	Length	Wall Thickness
1	CD L3 0.8Liter, SOHC, 6 Valves, Gasoline	08/1984 -	843 cc	70.00 X 73.00	3 cyl		1
	CB, CL L3 1.0Liter, SOHC, 6 Valves, Gasoline	08/1984 -	993 cc	76.00 X 73.00	3 cyl		
	CB-T L3 1.0Liter, DOHC, 12 Valves, Gasoline Turbocharged	08/1984 - 11/1990	993 cc	76.00 X 73.00	3 cyl		
CR 306AM STD/0.25/0.5/0.75/1.0/1.25/1.5	C 306	3 Pairs		1.5738/1.5748 39.975/40.000	1.6929/1.6938 43.000/43.023	0.708 17.98	0.0587 1.491

Daihatsu				Daihatsu			
King Set No.	Part No.	Qty.	Position	Crankshaft Diameter	Housing Diameter	Length	Wall Thickness
MB 490AM STD/0.25/0.5/0.75/1.0	M 416 M 490	4 Pairs		1.6526/1.6535 41.976/41.999	1.8110/1.8120 45.999/46.025	0.767 19.48	0.0783 1.989
TW 147AM STD/0.25	W 147	1 Pair		1.8900/1.9000 48.006/48.260	2.4311/2.4409 61.750/61.999	0.000 0.00	0.0783 1.989
2	CD L3 0.8Liter SOHC, 6 Valves, Gasoline	05/1982 - 08/1984	843 cc	70.00 X 73.00	3 cyl		2
	CB L3 1.0Liter, SOHC, 6 Valves, Gasoline	10/1977 - 08/1984	993 cc	76.00 X 73.00	3 cyl		
	CL L3 1.0Liter, SOHC, 6 Valves, Diesel	01/1983 - 08/1984	993 cc	76.00 X 73.00	3 cyl		
CR 306AM STD/0.25/0.5/0.75/1.0/1.25/1.5	C 306	3 Pairs		1.5738/1.5748 39.975/40.000	1.6929/1.6938 43.000/43.023	0.708 17.98	0.0587 1.491
MB 416AM STD/0.25/0.5/0.75/1.0/1.25/1.5	M 416	4 Pairs		1.6526/1.6535 41.976/41.999	1.8110/1.8120 45.999/46.025	0.767 19.48	0.0783 1.989
TW 147AM STD/0.25	W 147	1 Pair		1.8900/1.9000 48.006/48.260	2.4311/2.4409 61.750/61.999	0.000 0.00	0.0783 1.989
3	EJ L3 1.0Liter, DOHC, 12 Valves, Gasoline	01/1998 - 12/2002	989 cc		3 cyl		3
CR 339AM STD/0.25/0.5/1.0	C 339	3 Pairs		0.0000 0.000	1.6940/1.6942 43.028/43.033	0.630 16.00	0.0590 1.499
MB4100AM STD/0.25/0.5/0.75/1.0	M4100U M4100L	4 Pairs		0.0000 0.000	1.9697/1.9700 50.030/50.038	0.626 15.90	0.0785 1.994
4	HC L4 1.3Liter, SOHC, 16 Valves, Gasoline	01/1988 -	1296 cc	76.00 X 71.40	4 cyl		4
	HD L4 1.6Liter, Gasoline	06/1989 -	1589 cc	78.00 X 87.60	4 cyl		
CR4130AM STD/0.25/0.5/0.75/1.0	C4130	4 Pairs		1.7709/1.7716 44.981/44.999	1.8898/1.8906 48.001/48.021	0.708 17.98	0.0587 1.491
MB5238AM STD/0.25/0.5/0.75/1.0	M5238	5 Pairs		1.9677/1.9685 49.980/50.000	2.1260/2.1268 54.000/54.021	0.713 18.10	0.0784 1.991
TW 145AM STD/0.25	W 145	1 Pair		2.2421/2.2520 56.949/57.201	3.0079/3.0177 76.401/76.650	0.000 0.00	0.0980 2.489
5	K3-VE L4 1.3Liter, DOHC, 16 Valves, Gasoline	07/2000 -	1298 cc	72.00 X 79.00	4 cyl		5
CR4530XA STD/0.25/0.5/0.75/1.0	C4530U C4530L	4 Pairs	1,2,3,4	1.5740/1.5750 39.980/40.005	1.6930 43.002	0.516 13.10	0.0588 1.494
MB5663SI STD/0.25/0.5/0.75	M5663U M5663L	5 Pairs	1,2,3,4,5	1.8106/1.8110 45.989/45.999	1.9690/1.9692 50.013/50.018	0.585 14.85	0.0784 1.991
6	3SZ-VE L4 1.5Liter DOHC, 16 Valves, Gasoline	11/2005 -	1500 cc	72.00 X 91.80	4 cyl		6
CR4535XA STD/0.25/0.5/0.75	C4535U C4535L	4 Pairs		0.0000 0.000	1.7720 45.009	0.520 13.20	0.0587 1.491
MB5663SI STD/0.25/0.5/0.75	M5663U M5663L	5 Pairs	1,2,3,4,5	1.8106/1.8110 45.989/45.999	1.9690/1.9692 50.013/50.018	0.585 14.85	0.0784 1.991

Engine Index: David Brown









Engine-Code	Years	Cyl	CC	Line
AD3/49 2.4Liter Diesel Direct Injection		3	2395	1
AD3/55 2.7Liter Diesel Direct Injection		3	2695	1
AD4/47 3.0Liter Diesel		4	3045	2
AD4/49 3.2Liter Diesel Direct Injection		4	3195	3
AD4/55 3.6Liter Diesel Direct Injection		4	3594	3
AD4/55 3.6Liter Diesel Direct Injection Turbochargedd		4	3594	4

David Brown				David Brown			
King Set No.	Part No.	Qty.	Position	Crankshaft Diameter	Housing Diameter	Length	Wall Thickness
1	AD3/49 2.4Liter Diesel Direct Injection	2395 cc	100.05 X	3 cyl			1
	AD3/55 2.7Liter Diesel Direct Injection	2695 cc	100.05 X	3 cyl			
CR 313AM STD/010/020/030	C4044	3 Pairs		2.3730/2.3735 60.274/60.287	2.5195/2.5205 63.995/64.021	1.149 29.18	0.0720 1.829
MB 462AM STD/010/020/030/040	M 462	4 Pairs		2.4990/2.4995 63.475/63.487	2.6660/2.6670 67.716/67.742	1.254 31.85	0.0822 2.088
TW 205AM STD/0.25 For AD3/55 engine only	W 205D W 205E	2 Pairs		2.7150/2.7250 68.961/69.215	3.3700/3.3800 85.598/85.852	0.000 0.00	0.0930 2.362
TW2005AM STD For AD3/49 engine only	W2005D W2005E	2 Pairs		2.8360/2.8460 72.034/72.288	3.3700/3.3800 85.598/85.852	0.000 0.00	0.0920 2.337
2	AD4/47 3.0Liter Diesel	3045 cc	92.08 X	114.30	4 cyl		2
CR 457AM STD/010/020/030/040/060	C 457	4 Pairs		2.2480/2.2485 57.099/57.112	2.3945/2.3955 60.820/60.846	1.150 29.20	0.0722 1.834
MB 362AM STD/010/020/030/040	M 362	3 Pairs		2.4990/2.4995 63.475/63.487	2.6660/2.6670 67.716/67.742	1.754 44.55	0.0822 2.088
TW 205AM STD/0.25	W 205D W 205E	2 Pairs		2.7150/2.7250 68.961/69.215	3.3700/3.3800 85.598/85.852	0.000 0.00	0.0930 2.362
3	AD4/49 3.2Liter Diesel Direct Injection	3195 cc	100.05 X	4 cyl			3
	AD4/55 3.6Liter Diesel Direct Injection	3594 cc	100.05 X	4 cyl			
CR4044AM STD/010/020/030/040	C4044	4 Pairs		2.3730/2.3735 60.274/60.287	2.5195/2.5205 63.995/64.021	1.149 29.18	0.0720 1.829
MB 362AM STD/010/020/030/040	M 362	3 Pairs		2.4990/2.4995 63.475/63.487	2.6660/2.6670 67.716/67.742	1.754 44.55	0.0822 2.088
TW 205AM STD/0.25 For AD4/49 engine only	W 205D W 205E	2 Pairs		2.7150/2.7250 68.961/69.215	3.3700/3.3800 85.598/85.852	0.000 0.00	0.0930 2.362
TW2005AM STD For AD4/55 engine only	W2005D W2005E	2 Pairs		2.8360/2.8460 72.034/72.288	3.3700/3.3800 85.598/85.852	0.000 0.00	0.0920 2.337
4	AD4/55 3.6Liter Diesel Direct Injection Turbocharged	3594 cc	100.05 X	4 cyl			4
CR4050AM STD/010/020/030/040	C4050	4 Pairs		2.4980/2.4985 63.449/63.462	2.6445/2.6455 67.170/67.196	1.149 29.18	0.0720 1.829
MB 361AM STD/010/020	M 361	3 Pairs	1,2,3	2.6240/2.6245 66.650/66.662	2.7910/2.7920 70.891/70.917	1.504 38.20	0.0822 2.088









Engine Index: Deutz

Engine-Code	Years	Cyl	CC	Line
F3L 911 2.5Liter		3	2473	1
FL812 2.6Liter		3	2600	2
F3L 912D/912W 2.8Liter		3	2826	1
F3L 912F 3.0Liter		3	3064	1
F3L 913 3.0Liter		3	3064	1
F4L 911 3.3Liter		4	3297	3
FA L812 3.4Liter		4	3400	2
F4L 912D/912W 3.8Liter		4	3768	3
BF 4 M 2013C 3.8Liter 2 Valves, Diesel	01/2000 -	4	3800	4
BF 4 M 2013EC EURO 3 3.8Liter 2 Valves, Diesel	12/2001 -	4	3800	4
BF 4 M 2012 4.0Liter 2 Valves, Diesel		4	4000	4
BF 4 M 2012 EURO 2 4.0Liter 2 Valves, Diesel	06/2001 -	4	4038	4
BF 4 M 2012B EURO 3 4.0Liter 2 Valves, Diesel	09/2003 -	4	4038	4
BF 4 M 2012C EURO 2 4.0Liter 2 Valves, Diesel	09/2003 -	4	4038	4
BF4L 913/913C 4.1Liter		4	4086	5
BF4L 913T 4.1Liter		4	4086	3
F4L 912F 4.1Liter		4	4086	3
F4L 913 4.1Liter		4	4086	3
F5L 912D/912W 4.7Liter		5	4710	6
BF 4 M 1013 FC Euro 2 4.8Liter 2 Valves, Diesel		4	4764	7
BF 4 M 1013 EURO 1 4.8Liter	01/1994 -	4	4764	8
BF 4 M 1013EC EURO 2 4.8Liter 2 Valves, Diesel	01/1998 -	4	4764	8
F6L 911		6	4946	9
F6 L812 5.1Liter		6	5100	2
F5L 912F 5.1Liter		5	5107	6
BF6L 912		6	5652	9
F6L 912D/912W		6	5655	9
BF 6 M 2013 EURO 3 5.7Liter 4 Valves, Diesel	11/1998 -	6	5703	4
BF 6 M 2013CR EURO 3 5.7Liter 2 Valves, Diesel	01/1999 -	6	5703	4
BF 6 M 2013C EURO 3 5.7Liter 4 Valves, Diesel	11/1999 -	6	5703	4
BF 6 M 2013E EURO 3 5.7Liter 2 Valves, Diesel	06/2001 -	6	5703	4
BF 6 M 2012C EURO 2 6.0Liter 2 Valves, Diesel	11/2003 -	6	6067	4
F6L 912F		6	6128	9
F6L 913		6	6128	9
BF6L 913T		6	6128	9
BF6L 913/913C 6.1Liter		6	6128	10
BF 6 M 1013 CP Euro 1 7.1Liter 2 Valves, Diesel	01/1992 -	6	7146	11
BF 6 M 1013 EURO 1 7.1Liter	08/1993 -	6	7146	8
BF 6 M 1013EC EURO 2 7.1Liter 2 Valves, Diesel	01/1998 -	6	7146	8
BF 6 M 1013 ECP Euro 2 7.1Liter 2 Valves, Diesel	01/1998 -	6	7146	11
BF 6 M 1013 FC Euro 3 7.1Liter 2 Valves, Diesel	01/1998 -	6	7146	11
BF 6 M 1013C EURO 1 7.1Liter 2 Valves, Diesel	06/1999 -	6	7146	8
BF6L 413 8.5Liter		6	8478	12
F6L 413/413W 8.5Liter		6	8478	12
F6L 413L 8.8Liter		6	8820	12
F/BF6L 413F/FW 9.6Liter		6	9572	13
F/BF6L 513F/FW 9.6Liter		6	9572	13
F/BF6L 513/513T 10.0Liter		6	10037	13
F8L 413/413W 11.3Liter		8	11300	14
BF8 L413 11.3Liter		8	11300	14
F8L 413L 11.8Liter		8	11760	14
F/BF8L 413F 12.8Liter		8	12763	15
F8L 413FW/FZ 12.8Liter		8	12763	15
F8L 513/513T 13.4Liter		8	13382	15
BF8L 513/513C 13.4Liter		8	13382	15
F10L 413/413W 14.1Liter		10	14140	16
BF10L 413 14.1Liter		10	14140	16
F8L 513L 14.4Liter		8	14410	15
F/BF10L 413F/FW 16.0Liter		10	15953	17
F/BF10L 513F/C 16.0Liter		10	15953	17
F/BF10L 513 16.7Liter		10	16728	17
F10L 513L Euro1 16.7Liter		10	16728	17

Engine-Code	Years	Cyl	CC	Line
F10L 513T 16.7Liter		10	16728	17
F12L 413L 17.0Liter		12	16960	18
F12L 413 17.0Liter		12	16960	18
F10L 413L 17.6Liter		10	17640	16
BF12L 413 17.6Liter		12	17640	18
F/BF12L 413F/FW 19.1Liter		12	19144	19
BF12L 513F/FW 19.1Liter		12	19144	19
F12L 513T 20.0Liter		12	20076	19
F/BF12L 513 20.0Liter		12	20076	19
F12L 513 Euro1 20.0Liter		12	20076	19

Deutz				Deutz			
							
King Set No.	Part No.	Qty.	Position	Crankshaft Diameter	Housing Diameter	Length	Wall Thickness
1	F3L 911 2.5Liter		2473 cc	100.00 X 105.00	3 cyl		1
	F3L 912D/912W 2.8Liter		2826 cc	100.00 X 120.00	3 cyl		
	F3L 912F 3.0Liter		3064 cc	102.00 X 125.00	3 cyl		
	F3L 913 3.0Liter		3064 cc	102.00 X 125.00	3 cyl		
CR 133CP STD/0.25/0.5/1.5	C 133L C 133R	1 Pair		2.3599/2.3606 59.941/59.959	2.5197/2.5204 64.000/64.018	0.984 25.00	0.0787 1.999
MB4055CP STD/0.25/0.5/0.75	M 120U	4 Pairs		2.7548/2.7555 69.972/69.990	2.9331/2.9338 74.501/74.519	1.063 27.00	0.0878 2.230
2	FL812 2.6Liter		2600 cc	95.00 X 120.00	3 cyl		2
	FA L812 3.4Liter		3400 cc	95.00 X 120.00	4 cyl		
	F6 L812 5.1Liter		5100 cc	95.00 X 120.00	6 cyl		
MB 121CP STD/0.25/0.5/1.0/1.25/1.5	M 120U	1 Pair		2.7548/2.7555 69.972/69.990	2.9331/2.9338 74.501/74.519	1.063 27.00	0.0878 2.230
3	F4L 911 3.3Liter		3297 cc	100.00 X 105.00	4 cyl		3
	F4L 912D/912W 3.8Liter		3768 cc	100.00 X 120.00	4 cyl		
	F4L 912F 4.1Liter		4086 cc	102.00 X 125.00	4 cyl		
	F4L 913 4.1Liter		4086 cc	102.00 X 125.00	4 cyl		
	BF4L 913T 4.1Liter		4086 cc	102.00 X 125.00	4 cyl		
CR 133CP STD/0.25/0.5/1.5	C 133L C 133R	1 Pair		2.3599/2.3606 59.941/59.959	2.5197/2.5204 64.000/64.018	0.984 25.00	0.0787 1.999
MB5276CP STD/0.25/0.5/0.75/1.0/1.25	M 120U	5 Pairs		2.7548/2.7555 69.972/69.990	2.9331/2.9338 74.501/74.519	1.063 27.00	0.0878 2.230
4	BF 4 M 2013C 3.8Liter 2 Valves, Diesel	01/2000 -	3800 cc	98.00 X 126.00	4 cyl		4
	BF 4 M 2013EC EURO 3 3.8Liter 2 Valves, Diesel	12/2001 -	3800 cc	98.00 X 126.00	4 cyl		
	BF 4 M 2012 4.0Liter 2 Valves, Diesel		4000 cc	98.00 X 126.00	4 cyl		
	BF 4 M 2012 EURO 2 4.0Liter 2 Valves, Diesel	06/2001 -	4038 cc	101.00 X 126.00	4 cyl		
	BF 4 M 2012B EURO 3 4.0Liter 2 Valves, Diesel	09/2003 -	4038 cc	101.00 X 126.00	4 cyl		

Deutz				Deutz			
King Set No.	Part No.	Qty.	Position	Crankshaft Diameter	Housing Diameter	Length	Wall Thickness
BF 4 M 2012C EURO 2 4.0Liter 2 Valves, Diesel	09/2003 -	4038 cc	101.00 X 126.00	4 cyl			
BF 6 M 2013 EURO 3 5.7Liter 4 Valves, Diesel	11/1998 -	5703 cc	98.00 X 126.00	6 cyl			
BF 6 M 2013C EURO 3 5.7Liter 4 Valves, Diesel	11/1999 -	5703 cc	98.00 X 126.00	6 cyl			
BF 6 M 2013CR EURO 3 5.7Liter 2 Valves, Diesel	01/1999 -	5703 cc	98.00 X 126.00	6 cyl			
BF 6 M 2013E EURO 3 5.7Liter 2 Valves, Diesel	06/2001 -	5703 cc	98.00 X 126.00	6 cyl			
BF 6 M 2012C EURO 2 6.0Liter 2 Valves, Diesel	11/2003 -	6067 cc	101.00 X 126.00	6 cyl			
CR1636CP STD/0.25/0.5	C1636A C1636B	1 Pair		2.4795/2.4803 62.979/63.000	2.6220/2.6227 66.599/66.617	1.154 29.30	0.0704 1.788
CR1637CP STD/0.25/0.5	C1636A	1 Pair		2.4795/2.4803 62.979/63.000	2.6220/2.6227 66.599/66.617	1.154 29.30	0.0704 1.788
MB1259AM STD/0.25/0.5	M1259U M1259L	1 Pair		3.3062/3.3070 83.977/83.998	3.5039/3.5048 88.999/89.022	0.992 25.20	0.0978 2.484
MB1260AM STD/0.25/0.5	M1260U M1260L	1 Pair		3.3062/3.3070 83.977/83.998	3.5039/3.5048 88.999/89.022	0.898 22.80	0.0978 2.484
TW1017AM STD/0.10	W1017A W1017B	1 Pair		3.5984/3.6102 91.399/91.699	4.4783/4.4881 113.749/113.998	0.000 0.00	0.0870 2.210
TW1018AM STD/0.10	W1018A W1018B	1 Pair		3.6771/3.6889 93.398/93.698	4.4783/4.4881 113.749/113.998	0.000 0.00	0.0807 2.050
5	BF4L 913/913C 4.1Liter		4086 cc	102.00 X 125.00	4 cyl		5
CR1013CP STD/0.25/0.5/0.75/1.0	C1013A C1013B	1 Pair		2.5973/2.5980 65.971/65.989	2.7559/2.7567 70.000/70.020	0.984 25.00	0.0781 1.984
MB5303CP STD/0.25/0.5/0.75/1.0	M1014	5 Pairs	1,2,3,4, 5	2.9516/2.9524 74.971/74.991	3.1102/3.1110 78.999/79.019	0.980 24.90	0.0782 1.986
6	F5L 912D/912W 4.7Liter		4710 cc	100.00 X 120.00	5 cyl		6
	F5L 912F 5.1Liter		5107 cc	102.00 X 125.00	5 cyl		
CR 133CP STD/0.25/0.5/1.5	C 133L C 133R	1 Pair		2.3599/2.3606 59.941/59.959	2.5197/2.5204 64.000/64.018	0.984 25.00	0.0787 1.999
7	BF 4 M 1013 FC Euro 2 4.8Liter 2 Valves, Diesel		4764 cc	108.00 X 130.00	4 cyl		7
CR1634CP STD/0.25/0.5	C1634A C1634B	1 Pair		2.6763/2.6771 67.978/67.998	2.8543/2.8551 72.499/72.520	1.177 29.90	0.0880 2.235
CR1635CP STD/0.25/0.5	C1634A	1 Pair		2.6763/2.6771 67.978/67.998	2.8543/2.8551 72.499/72.520	1.177 29.90	0.0880 2.235
MB1261SI STD/0.25/0.5	M1261	1 Pair		3.3456/3.3464 84.978/84.999	3.5629/3.5637 90.498/90.518	1.221 31.00	0.1077 2.736
TW1019AM STD/0.10	W1019A W1019B	1 Pair		3.5984/3.6102 91.399/91.699	4.4783/4.4881 113.749/113.998	0.000 0.00	0.1161 2.949
8	BF 4 M 1013 EURO 1 4.8Liter	01/1994 -	4764 cc	108.00 X 130.00	4 cyl		8
	BF 4 M 1013EC EURO 2 4.8Liter 2 Valves, Diesel	01/1998 -	4764 cc	108.00 X 130.00	4 cyl		
	BF 6 M 1013 EURO 1 7.1Liter	08/1993 -	7146 cc	108.00 X 130.00	6 cyl		
	BF 6 M 1013C EURO 1 7.1Liter 2 Valves, Diesel	06/1999 -	7146 cc	108.00 X 130.00	6 cyl		
	BF 6 M 1013EC EURO 2 7.1Liter 2 Valves, Diesel	01/1998 -	7146 cc	108.00 X 130.00	6 cyl		
CR1635CP STD/0.25/0.5	C1634A	1 Pair		2.6763/2.6771 67.978/67.998	2.8543/2.8551 72.499/72.520	1.177 29.90	0.0880 2.235

Deutz				Deutz			
							
King Set No.	Part No.	Qty.	Position	Crankshaft Diameter	Housing Diameter	Length	Wall Thickness
MB1261SI STD/0.25/0.5	M1261	1 Pair		3.3456/3.3464 84.978/84.999	3.5629/3.5637 90.498/90.518	1.221 31.00	0.1077 2.736
TW1019AM STD/0.10	W1019A W1019B	1 Pair		3.5984/3.6102 91.399/91.699	4.4783/4.4881 113.749/113.998	0.000 0.00	0.1161 2.949
9	F6L 911		4946 cc	100.00 X 105.00	6 cyl		9
	BF6L 912		5652 cc	100.00 X 120.00	6 cyl		
	F6L 912D/912W		5655 cc	100.00 X 120.00	6 cyl		
	F6L 912F		6128 cc	102.00 X 125.00	6 cyl		
	F6L 913		6128 cc	102.00 X 125.00	6 cyl		
	BF6L 913T		6128 cc	102.00 X 125.00	6 cyl		
CR 133CP STD/0.25/0.5/1.5	C 133L C 133R	1 Pair		2.3599/2.3606 59.941/59.959	2.5197/2.5204 64.000/64.018	0.984 25.00	0.0787 1.999
MB7081CP STD/0.25/0.5	M 120U	7 Pairs		2.7548/2.7555 69.972/69.990	2.9331/2.9338 74.501/74.519	1.063 27.00	0.0878 2.230
10	BF6L 913/913C 6.1Liter		6128 cc	102.00 X 125.00	6 cyl		10
CR1013CP STD/0.25/0.5/0.75/1.0	C1013A C1013B	1 Pair		2.5973/2.5980 65.971/65.989	2.7559/2.7567 70.000/70.020	0.984 25.00	0.0781 1.984
MB 726CP STD/0.25/0.5	M1014	7 Pairs	1,2,3,4, 5,6,7	2.9516/2.9524 74.971/74.991	3.1102/3.1110 78.999/79.019	0.980 24.90	0.0782 1.986
11	BF 6 M 1013 CP Euro 1 7.1Liter 2 Valves, Diesel	01/1992 -	7146 cc	108.00 X 130.00	6 cyl		11
	BF 6 M 1013 ECP Euro 2 7.1Liter 2 Valves, Diesel	01/1998 -	7146 cc	108.00 X 130.00	6 cyl		
	BF 6 M 1013 FC Euro 3 7.1Liter 2 Valves, Diesel	01/1998 -	7146 cc	108.00 X 130.00	6 cyl		
CR1634CP STD/0.25/0.5	C1634A C1634B	1 Pair		2.6763/2.6771 67.978/67.998	2.8543/2.8551 72.499/72.520	1.177 29.90	0.0880 2.235
MB1261SI STD/0.25/0.5	M1261	1 Pair		3.3456/3.3464 84.978/84.999	3.5629/3.5637 90.498/90.518	1.221 31.00	0.1077 2.736
TW1019AM STD/0.10	W1019A W1019B	1 Pair		3.5984/3.6102 91.399/91.699	4.4783/4.4881 113.749/113.998	0.000 0.00	0.1161 2.949
12	F6L 413/413W 8.5Liter		8478 cc	120.00 X 125.00	6 cyl		12
	BF6L 413 8.5Liter		8478 cc	120.00 X 125.00	6 cyl		
	F6L 413L 8.8Liter		8820 cc	120.00 X 130.00	6 cyl		
CR1239CP STD/0.25/0.5	C 875	1 Pair		2.9516/2.9523 74.971/74.988	3.1496/3.1503 80.000/80.018	1.095 27.80	0.0974 2.474
13	F/BF6L 413F/FW 9.6Liter		9572 cc	125.00 X 130.00	6 cyl		13
	F/BF6L 513F/FW 9.6Liter		9572 cc	125.00 X 130.00	6 cyl		
	F/BF6L 513/513T 10.0Liter		10037 cc	128.00 X 130.00	6 cyl		
CR1239CP STD/0.25/0.5	C 875	1 Pair		2.9516/2.9523 74.971/74.988	3.1496/3.1503 80.000/80.018	1.095 27.80	0.0974 2.474

Deutz				Deutz			
King Set No.	Part No.	Qty.	Position	Crankshaft Diameter	Housing Diameter	Length	Wall Thickness
14	F8L 413/413W 11.3Liter	11300 cc	120.00 X 125.00	8 cyl			14
	BF8 L413 11.3Liter	11300 cc	125.00 X 130.00	8 cyl			
	F8L 413L 11.8Liter	11760 cc	120.00 X 130.00	8 cyl			
CR 875CP STD/0.25/0.5	C 875	8 Pairs		2.9516/2.9523 74.971/74.988	3.1496/3.1503 80.000/80.018	1.095 27.80	0.0974 2.474
CR1239CP STD/0.25/0.5	C 875	1 Pair		2.9516/2.9523 74.971/74.988	3.1496/3.1503 80.000/80.018	1.095 27.80	0.0974 2.474
15	F/BF8L 413F 12.8Liter	12763 cc	120.00 X 130.00	8 cyl			15
	F8L 413FW/FZ 12.8Liter	12763 cc	125.00 X 130.00	8 cyl			
	F8L 513/513T 13.4Liter	13382 cc	128.00 X 130.00	8 cyl			
	BF8L 513/513C 13.4Liter	13382 cc	128.00 X 130.00	8 cyl			
	F8L 513L 14.4Liter	14410 cc	128.00 X 140.00	8 cyl			
CR 875CP STD/0.25/0.5	C 875	8 Pairs		2.9516/2.9523 74.971/74.988	3.1496/3.1503 80.000/80.018	1.095 27.80	0.0974 2.474
CR1239CP STD/0.25/0.5	C 875	1 Pair		2.9516/2.9523 74.971/74.988	3.1496/3.1503 80.000/80.018	1.095 27.80	0.0974 2.474
16	F10L 413/413W 14.1Liter	14140 cc	120.00 X 125.00	10 cyl			16
	BF10L 413 14.1Liter	14140 cc	120.00 X 130.00	10 cyl			
	F10L 413L 17.6Liter	17640 cc	120.00 X 130.00	10 cyl			
CR1239CP STD/0.25/0.5	C 875	1 Pair		2.9516/2.9523 74.971/74.988	3.1496/3.1503 80.000/80.018	1.095 27.80	0.0974 2.474
17	F/BF10L 413F/FW 16.0Liter	15953 cc	125.00 X 130.00	10 cyl			17
	F/BF10L 513F/C 16.0Liter	15953 cc	125.00 X 130.00	10 cyl			
	F/BF10L 513 16.7Liter	16728 cc	128.00 X 130.00	10 cyl			
	F10L 513L Euro1 16.7Liter	16728 cc	128.00 X 130.00	10 cyl			
	F10L 513T 16.7Liter	16728 cc	128.00 X 130.00	10 cyl			
CR1239CP STD/0.25/0.5	C 875	1 Pair		2.9516/2.9523 74.971/74.988	3.1496/3.1503 80.000/80.018	1.095 27.80	0.0974 2.474
18	F12L 413 17.0Liter	16960 cc	120.00 X 125.00	12 cyl			18
	F12L 413L 17.0Liter	16960 cc	120.00 X 125.00	12 cyl			
	BF12L 413 17.6Liter	17640 cc	120.00 X 130.00	12 cyl			
CR1239CP STD/0.25/0.5	C 875	1 Pair		2.9516/2.9523 74.971/74.988	3.1496/3.1503 80.000/80.018	1.095 27.80	0.0974 2.474
19	F/BF12L 413F/FW 19.1Liter	19144 cc	125.00 X 130.00	12 cyl			19
	BF12L 513F/FW 19.1Liter	19144 cc	125.00 X 130.00	12 cyl			
	F12L 513T 20.0Liter	20076 cc	128.00 X 130.00	12 cyl			
	F/BF12L 513 20.0Liter	20076 cc	128.00 X 130.00	12 cyl			









Deutz				Deutz			
King Set No.	Part No.	Qty.	Position	Crankshaft Diameter	Housing Diameter	Length	Wall Thickness
F12L 513 Euro1 20.0Liter		20076	128.00 X	12 cyl			
		cc	130.00				
CR1239CP STD/0.25/0.5	C 875	1 Pair		2.9516/2.9523 74.971/74.988	3.1496/3.1503 80.000/80.018	1.095 27.80	0.0974 2.474









Engine Index: Fiat









Engine-Code	Years	Cyl	CC	Line
100D 0.8Liter OHV, 8 Valves, Gasoline		4	767	1
156 A4.000 0.8Liter SOHC/OHC, 8 Valves, Gasoline	03/1980 - 07/2004	4	769	2
141 B.000 0.8Liter SOHC/OHC, 8 Valves, Gasoline	03/1980 - 07/2004	4	770	3
100 GB.000 0.9Liter 8 Valves, Gasoline	07/1964 - 10/1972	4	843	4
100 GL.040 0.9Liter OHV, 8 Valves, Gasoline	07/1964 - 12/1972	4	903	4
100 GF 000 0.9Liter 8 Valves, Gasoline	06/1971 - 12/1986	4	903	3
100 GL.000 0.9Liter OHV, 8 Valves, Gasoline	06/1971 - 08/2000	4	903	3
146 A.000 0.9Liter OHV, 8 Valves, Gasoline	03/1980 - 07/2004	4	903	3
146 A.1000 0.9Liter OHV, 8 Valves, Gasoline	01/1983 - 08/2000	4	903	4
A 112 B1.054 1.0Liter 8 Valves, Gasoline	03/1980 - 07/2004	4	965	3
141 C2.000 1.0Liter SOHC/OHC, 8 Valves, Gasoline	03/1980 - 07/2004	4	999	2
156 A2.246 1.0Liter SOHC/OHC, 8 Valves, Gasoline	03/1985 - 12/1995	4	999	2
127 A1.000 1.1Liter SOHC/OHC, 8 Valves, Gasoline	06/1971 - 12/1986	4	1049	5
127 A.000 1.1Liter SOHC/OHC, 8 Valves, Gasoline	06/1971 - 12/1995	4	1049	3
127 A6.000 1.1Liter OHV, 8 Valves, Gasoline	01/1978 - 05/1987	4	1049	5
156 A.000 1.1Liter SOHC/OHC, 8 Valves, Gasoline	03/1985 - 12/1995	4	1049	5
160 A3.000 1.1Liter SOHC/OHC, 8 Valves, Gasoline	01/1983 - 09/2003	4	1108	2
156 C.046 1.1Liter SOHC/OHC, 8 Valves, Gasoline	03/1985 - 12/1995	4	1108	2
128 AC5.000 1.2Liter SOHC/OHC, 8 Valves, Gasoline	03/1972 - 02/1981	4	1116	6
128 A.000 1.2Liter SOHC/OHC, 8 Valves, Gasoline	06/1972 - 12/1993	4	1116	6
146 A9.000 1.2Liter SOHC/OHC, 8 Valves, Gasoline	01/1980 - 05/2001	4	1116	5
146 A4.048 1.2Liter SOHC/OHC, 8 Valves, Gasoline	10/1982 - 08/2000	4	1116	6
146 A6.000 1.2Liter SOHC/OHC, 8 Valves, Gasoline	01/1986 - 12/1991	4	1116	5
124 A.000 1.2Liter OHV, 8 Valves, Gasoline	07/1966 - 07/1975	4	1197	6
176 B9.000 1.3Liter DOHC, 16 Valves, Gasoline	10/1995 - 09/2003	4	1242	8
182 B2.000 1.3Liter DOHC, 16 Valves, Gasoline	10/1995 - 09/2003	4	1242	7
188 A4.000 1.3Liter SOHC/OHC, 8 Valves, Gasoline	11/1995 - 09/2003	4	1242	8
188 A4.000 1.3Liter SOHC/OHC, 8 Valves, Gasoline	11/1995 - 09/2003	4	1242	7
178 E2.000 1.3Liter SOHC/OHC, 8 Valves, Gasoline	04/1996 -	4	1242	8
223 A5.000 1.3Liter SOHC/OHC, 8 Valves, Gasoline	03/2001 -	4	1242	7
169 A4.000 1.3Liter SOHC/OHC, 8 Valves, Gasoline	09/2003 -	4	1242	7
199A3.000 1.3Liter DOHC, Diesel		4	1248	9
M733AT.12.Z		4	1248	10
223 A9.000 1.3Liter DOHC, 16 Valves, Diesel	06/1999 -	4	1248	9
188 A9.000 1.3Liter DOHC, 16 Valves, Diesel Turbocharged	10/2003 -	4	1248	9
199 B2.000 1.3Liter SOHC/OHC, 16 Valves, Diesel Turbocharged	10/2005 -	4	1248	9
131 B.000 1.3Liter OHV, 8 Valves, Gasoline	10/1974 - 12/1986	4	1297	11
127 A3.000 1.3Liter SOHC/OHC, 8 Valves, Gasoline	06/1971 - 12/1986	4	1301	11
127 A5.000 1.3Liter SOHC/OHC, 8 Valves, Diesel	06/1971 - 08/2000	4	1301	5
149 A3.000 1.3Liter SOHC/OHC, 8 Valves, Gasoline	01/1978 - 08/2000	4	1301	12
156 A5.000 1.3Liter 8 Valves, Diesel	03/1980 - 07/2004	4	1301	5
138 B2.000 1.3Liter SOHC/OHC, 8 Valves, Gasoline	10/1982 - 08/2000	4	1301	12
146 A2.000 1.3Liter 8 Valves, Gasoline Turbocharged	01/1983 - 08/2000	4	1301	12
146 A5.000 1.3Liter SOHC/OHC, 8 Valves, Gasoline	08/1991 - 12/1996	4	1301	5
131 C1.000 1.4Liter SOHC/OHC, 8 Valves, Gasoline	10/1974 - 12/1986	4	1367	11
146 B3.000 1.4Liter 8 Valves, Diesel Turbocharged	01/1983 - 08/2000	4	1367	13

Engine-Code	Years	Cyl	CC	Line
843 A1.000 1.4Liter DOHC, 16 Valves, Gasoline	09/1999 -	4	1368	7
350 A1.000 1.4Liter SOHC/OHC, 8 Valves, Gasoline	10/2003 -	4	1368	7
192 B2.000 1.4Liter DOHC, 16 Valves, Gasoline	10/2004 -	4	1368	7
955 A6.000 1.4Liter SOHC/OHC, 16 Valves, Gasoline	10/2005 -	4	1368	7
955 A2.000 1.4Liter SOHC/OHC, 16 Valves, Gasoline	07/2008 -	4	1368	7
198 A1.000 1.4Liter DOHC, 16 Valves, Gasoline Turbocharged	09/2008 -	4	1368	7
182 A3.000 1.4Liter SOHC/OHC, 12 Valves, Gasoline	10/1995 - 12/2002	4	1370	14
146 A8.000 1.4Liter SOHC/OHC, 8 Valves, Gasoline Turbocharged	01/1983 - 08/2000	4	1372	6
146 C1.000 1.4Liter SOHC/OHC, 8 Valves, Gasoline	01/1983 - 08/2000	4	1372	6
146 C5.000 1.4Liter SOHC/OHC, 8 Valves, Gasoline	07/1987 - 05/2001	4	1372	6
146 D5.000 1.4Liter SOHC/OHC, 8 Valves, Gasoline	08/1991 - 09/1999	4	1372	6
176 B6.000 1.4Liter SOHC/OHC, 8 Valves, Gasoline Turbocharged	09/1993 - 09/1999	4	1372	6
131 AZ 000 1.5Liter OHV, 8 Valves, Gasoline Turbocharged	09/1966 - 06/1982	4	1438	11
124 B2.000 1.5Liter 8 Valves, Gasoline	01/1985 -	4	1438	6
138 A4.000 1.6Liter SOHC/OHC, 8 Valves, Gasoline	10/1982 - 06/1991	4	1498	11
138 AS.000 1.5Liter SOHC/OHC, 8 Valves, Gasoline	11/1972 - 12/1989	4	1499	6
138 C3.048 1.5Liter SOHC/OHC, 8 Valves, Gasoline	01/1978 - 06/1991	4	1499	6
149 C1.000 1.5Liter SOHC/OHC, 8 Valves, Gasoline	08/1991 - 12/1996	4	1499	6
852A/8025.01 D 1.6Liter Diesel		2	1559	15
132 C.000 1.6Liter, DOHC, 8 Valves, Gasoline	04/1972 - 12/1982	4	1585	16
131 C3.000 1.6Liter SOHC/OHC, 8 Valves, Gasoline	10/1974 - 12/1986	4	1585	16
131 C2.000 1.6Liter SOHC/OHC, 8 Valves, Gasoline	10/1974 - 12/1986	4	1585	11
124 B3.000 1.6Liter, OHV, 8 Valves, Gasoline	10/1975 - 07/1982	4	1585	16
138 AR.048 1.6Liter DOHC, 8 Valves, Gasoline	10/1979 - 07/1989	4	1585	11
149 C2.046 1.6Liter SOHC/OHC, 8 Valves, Gasoline	07/1987 - 04/1995	4	1585	11
132 AC.000 1.6Liter SOHC/OHC, 8 Valves, Gasoline	01/1966 - 11/1985	4	1592	16
132 BB OA O 1.6Liter DOHC, 8 Valves, Gasoline	05/1975 - 12/1986	4	1592	16
182 B6.000 1.6Liter DOHC, 16 Valves, Gasoline	07/1999 -	4	1596	17
125 B.000 1.6Liter 8 Valves, Gasoline	07/1967 - 03/1974	4	1608	6
149 B2.000 1.7Liter SOHC/OHC, 8 Valves, Diesel	01/1980 - 12/1988	4	1697	16
149 B4.000 1.7Liter SOHC/OHC, 8 Valves, Diesel	01/1980 - 05/2001	4	1697	16
149 B3.000 1.7Liter SOHC/OHC, 8 Valves, Diesel	01/1980 - 05/2001	4	1698	16
146 D7.000 1.7Liter SOHC/OHC, 8 Valves, Diesel Turbocharged	01/1988 - 05/2001	4	1698	18
176 B7.000 1.7Liter SOHC/OHC, 8 Valves, Diesel Turbocharged	09/1993 - 09/1999	4	1698	16
176 A5.000 1.7Liter SOHC/OHC, 8 Valves, Diesel Turbocharged	09/1993 - 02/2000	4	1698	18
138 B6.000 1.7Liter SOHC/OHC, 8 Valves, Diesel	01/1978 - 05/1987	4	1714	19
138 A5.000 1.7Liter SOHC/OHC, 8 Valves, Diesel	10/1982 - 12/1990	4	1714	19
8025.02 1.7Liter Diesel		2	1728	15
182 A2.000 1.8Liter DOHC, 16 Valves, Gasoline	01/1989 - 09/1999	4	1747	20
188 A6.000 1.8Liter DOHC, 16 Valves, Gasoline	03/1995 -	4	1747	20
192 A4.000 1.8Liter DOHC, 16 Valves, Gasoline	10/2001 -	4	1747	20
160 A5.000 1.8Liter DOHC, 16 Valves, Gasoline	07/1987 - 04/1995	4	1756	18
159 A4.000 1.8Liter DOHC, 8 Valves, Gasoline	07/1987 - 08/1997	4	1756	21
159 A4.046 1.8Liter SOHC/OHC, 8 Valves, Gasoline	07/1987 - 08/1997	4	1756	21
835 C2.000 1.8Liter SOHC/OHC, 8 Valves, Gasoline	06/1993 - 09/1999	4	1756	21
132 AC1.000 1.8Liter SOHC/OHC, 8 Valves, Gasoline	01/1966 - 11/1985	4	1759	16
169 B 1.8Liter OHV, 8 Valves, Gasoline	01/1982 - 08/1990	4	1796	22
8025.05 1.8Liter Diesel		2	1800	23
182 A7.000 1.9Liter SOHC/OHC, 8 Valves, Diesel Turbocharged	10/1995 - 12/2002	4	1910	20
182 A8.000 1.9Liter SOHC/OHC, 8 Valves, Diesel Turbocharged	10/1995 - 12/2002	4	1910	20
182 B9.000 1.9Liter SOHC/OHC, 8 Valves, Diesel Turbocharged	10/1995 - 12/2002	4	1910	24
223 A6.000 1.9Liter SOHC/OHC, 8 Valves, Diesel	04/1996 -	4	1910	20
186 A6.000 1.9Liter SOHC/OHC, 8 Valves, Diesel Turbocharged	09/1996 -	4	1910	24
223 A7.000 1.9Liter SOHC/OHC, 8 Valves, Diesel Turbocharged	03/2001 -	4	1910	24
192 A9.000 1.9Liter SOHC/OHC, 8 Valves, Diesel Turbocharged	10/2001 -	4	1910	24
192 B1.000 1.9Liter DOHC, 16 Valves, Diesel Turbocharged	10/2001 -	4	1910	24
939 A2.000 1.9Liter DOHC, 16 Valves, Diesel Turbocharged	06/2005 -	4	1910	24
199 A5.000 1.9Liter SOHC/OHC, 8 Valves, Diesel Turbocharged	10/2005 -	4	1910	24
831 D1.000 2.0Liter SOHC/OHC, 8 Valves, Diesel Turbocharged	09/1979 - 01/1994	4	1929	25
280 A1.000 2.0Liter SOHC/OHC, 8 Valves, Diesel Turbocharged	01/1982 - 05/1994	4	1929	18
149 A1.000 2.0Liter SOHC/OHC, 8 Valves, Diesel	09/1983 - 08/1997	4	1929	16
149 B5.046 2.0Liter SOHC/OHC, 8 Valves, Diesel	01/1983 - 08/2000	4	1929	18
160 A6.000 2.0Liter SOHC/OHC, 8 Valves, Diesel Turbocharged	12/1985 - 08/1997	4	1929	18
160 D1.000 2.0Liter SOHC/OHC, 8 Valves, Diesel Turbocharged	07/1987 - 09/1999	4	1929	18
160 A7.000 2.0Liter SOHC/OHC, 8 Valves, Diesel	07/1987 - 12/2002	4	1929	16
230 A2.000 2.0Liter SOHC/OHC, 8 Valves, Diesel	03/1994 - 04/2002	4	1929	18









Engine-Code	Years	Cyl	CC	Line
230 A4.000 2.0Liter SOHC/OHC, 8 Valves, Diesel Turbocharged	03/1994 - 04/2002	4	1929	18
8025.06 2.0Liter		2	1953	23
170 B 2.0Liter OHV, 8 Valves, Gasoline	01/1982 - 05/1994	4	1971	22
131 C4.000 2.0Liter DOHC, 8 Valves, Gasoline	04/1972 - 12/1988	4	1995	16
834 B.000 2.0Liter 8 Valves, Gasoline	11/1984 - 07/1994	4	1995	21
154 A2.000 2.0Liter DOHC, 8 Valves, Gasoline Turbocharged	12/1985 - 12/1996	4	1995	25
154 C3.000 2.0Liter DOHC, 8 Valves, Gasoline	12/1985 - 12/1996	4	1995	28
154 A1.000 2.0Liter DOHC, 8 Valves, Gasoline Turbocharged	12/1985 - 12/1996	4	1995	21
154 E1.000 2.0Liter DOHC, 16 Valves, Gasoline	12/1985 - 09/1999	4	1995	28
159 A6.046 2.0Liter 8 Valves, Gasoline	07/1987 - 08/1997	4	1995	26
175 A1.000 2.0Liter DOHC, 16 Valves, Gasoline Turbocharged	11/1993 - 08/2000	4	1995	27
182 B3.000 2.0Liter DOHC, 20 Valves, Gasoline	11/1993 - 08/2000	5	1998	29
175 A3.000 2.0Liter DOHC, 20 Valves, Gasoline Turbocharged	11/1993 - 10/2001	5	1998	29
185 A8.000 2.0Liter DOHC, 20 Valves, Gasoline	07/1999 -	5	1998	29
P8C 2.1Liter SOHC/OHC, 12 Valves, Diesel	06/1994 - 08/2002	4	2088	30
B22615 2.2Liter 8 Valves, Diesel	11/1973 - 01/1994	4	2175	31
8035.01 2.4Liter Diesel		3	2338	15
8035.01 2.4Liter		3	2338	32
185 A2.000 2.4Liter SOHC/OHC, 10 Valves, Diesel Turbocharged	09/1996 -	5	2387	33
939 A3.000 2.4Liter DOHC, 20 Valves, Diesel Turbocharged	06/2005 -	5	2387	33
839 A5.000 2.4Liter SOHC/OHC, 10 Valves, Diesel Turbocharged	09/1996 -	5	2397	33
8140.47R 2.5Liter SOHC/OHC, 8 Valves, Diesel Turbocharged	01/1978 - 05/1999	4	2445	34
8140.67 2.5Liter SOHC/OHC, 8 Valves, Diesel Turbocharged	03/1994 - 04/2002	4	2445	34
8140.47 2.5Liter SOHC/OHC, 8 Valves, Diesel Turbocharged	03/1994 - 04/2002	4	2445	34
834 G.000 2.5Liter SOHC/OHC, 12 Valves, Gasoline	12/1985 - 12/1996	6	2492	35
8144.67 2.5Liter 8 Valves, Diesel	01/1982 - 12/1996	4	2499	34
8035.02 2.6Liter		3	2592	32
8035.02 2.6Liter Diesel		3	2592	15
8035.05 2.7Liter Diesel		3	2700	23
8035.04 2.8Liter Diesel		3	2748	15
8035.06 2.9Liter Diesel		3	2930	23
F1CE0481 3.0Liter 4 Valves, Diesel Turbocharged		4	2999	36
8045.01 3.1Liter Diesel		4	3119	15
8045.01 3.1Liter		4	3119	32
8045.02 3.5Liter		4	3456	32
8045.02 3.5Liter Diesel		4	3456	15
8045.05 3.6Liter Diesel		4	3611	23
8045.04 3.7Liter Diesel		4	3666	15
CN3 3.7Liter Diesel		3	3700	38
CN3 3.7Liter		3	3700	37
8045.06 3.9Liter Diesel		4	3900	23
C03/020/021/41 4.6Liter Diesel		4	4562	39
8055.04 4.6Liter Diesel		5	4583	15
8055.051 4.9Liter Diesel		5	4900	23
C03/100/70/41/2 5.0Liter Diesel		4	4941	39
C03/100/70/41/2 4.9Liter		4	4941	40
8065/8060.02/12 5.2Liter Diesel		6	5181	15
8065.02 5.2Liter Diesel		6	5184	15
8065.05/8065.25 5.4Liter Diesel		6	5400	23
C03 130 T D 5.4Liter Diesel		4	5400	41
8065.24 5.5Liter Diesel Turbocharged		6	5500	42
8065.04 5.5Liter Diesel		6	5502	43
8065.25 5.9Liter Diesel Turbocharged		6	5900	23
8065.06 5.9Liter Diesel		6	5900	23
CP3 7.4Liter Diesel		6	7412	45
CP3 7.4Liter		6	7412	44
8360.46.415R/TC 7.7Liter		6	7685	46
8365.05 8.1Liter		6	8102	48
8365.05/8365.25 8.1Liter Diesel		6	8102	47
220/8200.01 D 9.2Liter Diesel		6	9161	50
220 9.2Liter		6	9161	49
8205.02 9.8Liter		6	9819	49
8205.02 9.8Liter, Diesel		6	9819	50
8215.02 13.8Liter Diesel		6	13798	51
8215.02 13.8Liter		6	13798	52
8280.02 17.2Liter		8	17174	53









Fiat				Fiat				
 King Set No.		 Part No.	 Qty.	 Position	 Crankshaft Diameter	 Housing Diameter	 Length	 Wall Thickness
1	100D 0.8Liter OHV, 8 Valves, Gasoline				767 cc 62.00 X 63.50 4 cyl			1
	CR 414AM STD/010/020/030/040/050/060	C 414	4 Pairs		1.5743/1.5751 39.987/40.008	1.7188/1.7193 43.658/43.670	0.651 16.54	0.0715 1.816
	MB 310AM STD/010/020/030/040/050	M 310/1	1 Pair	1	1.9996/2.0003 50.790/50.808	2.1460/2.1465 54.508/54.521	0.811 20.60	0.0724 1.839
		M 310/2	1 Pair	2	1.9996/2.0003 50.790/50.808	2.1460/2.1465 54.508/54.521	0.896 22.75	0.0724 1.839
		M 310/3	1 Pair	3	1.9996/2.0003 50.790/50.808	2.1460/2.1465 54.508/54.521	0.811 20.60	0.0724 1.839
	TW 254AM STD/0.25	W 254D W 254E	2 Pairs		2.1500/2.1600 54.610/54.864	2.7400/2.7500 69.596/69.850	0.000 0.00	0.0930 2.362
2	156 A4.000 0.8Liter SOHC/OHC, 8 Valves, Gasoline	03/1980 - 07/2004			769 cc 65.00 X 58.00 4 cyl			2
	141 C2.000 1.0Liter SOHC/OHC, 8 Valves, Gasoline	03/1980 - 07/2004			999 cc 70.00 X 64.90 4 cyl			
	156 A2.246 1.0Liter SOHC/OHC, 8 Valves, Gasoline	03/1985 - 12/1995			999 cc 70.00 X 64.90 4 cyl			
	160 A3.000 1.1Liter SOHC/OHC, 8 Valves, Gasoline	01/1983 - 09/2003			1108 cc 70.00 X 72.00 4 cyl			
	156 C.046 1.1Liter SOHC/OHC, 8 Valves, Gasoline	03/1985 - 12/1995			1108 cc 70.00 X 72.00 4 cyl			
	CR4122AM STD/010/020/030/040/050/060	C4122	4 Pairs		1.4956/1.4964 37.988/38.009	1.6192/1.6197 41.128/41.140	0.747 18.97	0.0610 1.549
	MB5207AM -1992 crank flange length mm STD 23.82/23.77 010 23.82/23.77 020 23.82/23.77 030 23.82/23.77 040 23.82/23.77	M5207	4 Pairs	1,2,4,5	1.7315/1.7323 43.980/44.000	1.8781/1.8787 47.704/47.719	0.747 18.97	0.0725 1.842
		F5207 M5207	1 Pair	3	1.7315/1.7323 43.980/44.000	1.8781/1.8787 47.704/47.719	0.942 23.92	0.0725 1.842
	MB5208AM 1992- crank flange length mm STD 23.82/23.77 010 23.82/23.77 020 23.82/23.77 030 23.82/23.77 040 23.82/23.77	M5207	4 Pairs	1,2,4,5	1.7315/1.7323 43.980/44.000	1.8781/1.8787 47.704/47.719	0.747 18.97	0.0725 1.842
		F5208 M5207	1 Pair	3	1.7315/1.7323 43.980/44.000	1.8781/1.8787 47.704/47.719	0.942 23.92	0.0725 1.842
3	141 B.000 0.8Liter SOHC/OHC, 8 Valves, Gasoline	03/1980 - 07/2004			770 cc 65.00 X 58.00 4 cyl			3
	146 A.000 0.9Liter OHV, 8 Valves, Gasoline	03/1980 - 07/2004			903 cc 65.00 X 68.00 4 cyl			
	100 GF 000 0.9Liter 8 Valves, Gasoline	06/1971 - 12/1986			903 cc 65.00 X 68.00 4 cyl			
	100 GL.000 0.9Liter OHV, 8 Valves, Gasoline	06/1971 - 08/2000			903 cc 65.00 X 68.00 4 cyl			
	A 112 B1.054 1.0Liter 8 Valves, Gasoline	03/1980 - 07/2004			965 cc 67.20 X 68.00 4 cyl			
	127 A.000 1.1Liter SOHC/OHC, 8 Valves, Gasoline	06/1971 - 12/1995			1049 cc 76.00 X 57.80 4 cyl			

Fiat				Fiat			
							
King Set No.	Part No.	Qty.	Position	Crankshaft Diameter	Housing Diameter	Length	Wall Thickness
CR 414AM STD/010/020/030/040/050/060	C 414	4 Pairs		1.5743/1.5751 39.987/40.008	1.7188/1.7193 43.658/43.670	0.651 16.54	0.0715 1.816
MB3306AM STD/010/020/030/040	M3306/1U	2 Pairs	1,3	1.9996/2.0002 50.790/50.805	2.1460/2.1465 54.508/54.521	0.811 20.60	0.0724 1.839
	M3306/2U	1 Pair	2	1.9996/2.0002 50.790/50.805	2.1460/2.1465 54.508/54.521	0.896 22.75	0.0724 1.839
TW 104AM STD/0.25	W 104	1 Pair		2.1500/2.1600 54.610/54.864	2.7400/2.7500 69.596/69.850	0.000 0.00	0.0920 2.337
4	100 GB.000 0.9Liter 8 Valves, Gasoline	07/1964 - 10/1972	843 cc	65.00 X 63.60	4 cyl		4
	100 GL.040 0.9Liter OHV, 8 Valves, Gasoline	07/1964 - 12/1972	903 cc	65.00 X 68.00	4 cyl		
	146 A.1000 0.9Liter OHV, 8 Valves, Gasoline	01/1983 - 08/2000	903 cc	65.00 X 68.00	4 cyl		
CR 414AM STD/010/020/030/040/050/060	C 414	4 Pairs		1.5743/1.5751 39.987/40.008	1.7188/1.7193 43.658/43.670	0.651 16.54	0.0715 1.816
TW 104AM STD/0.25	W 104	1 Pair		2.1500/2.1600 54.610/54.864	2.7400/2.7500 69.596/69.850	0.000 0.00	0.0920 2.337
5	127 A1.000 1.1Liter SOHC/OHC, 8 Valves, Gasoline	06/1971 - 12/1986	1049 cc	76.00 X 57.80	4 cyl		5
	127 A6.000 1.1Liter OHV, 8 Valves, Gasoline	01/1978 - 05/1987	1049 cc	76.00 X 57.80	4 cyl		
	156 A.000 1.1Liter SOHC/OHC, 8 Valves, Gasoline	03/1985 - 12/1995	1049 cc	76.00 X 57.80	4 cyl		
	146 A6.000 1.2Liter SOHC/OHC, 8 Valves, Gasoline	01/1986 - 12/1991	1116 cc	80.00 X 55.50	4 cyl		
	146 A9.000 1.2Liter SOHC/OHC, 8 Valves, Gasoline	01/1980 - 05/2001	1116 cc	80.00 X 55.50	4 cyl		
	127 A5.000 1.3Liter SOHC/OHC, 8 Valves, Diesel	06/1971 - 08/2000	1301 cc	76.50 X 71.50	4 cyl		
	156 A5.000 1.3Liter 8 Valves, Diesel	03/1980 - 07/2004	1301 cc	76.10 X 71.50	4 cyl		
	146 A5.000 1.3Liter SOHC/OHC, 8 Valves, Gasoline	08/1991 - 12/1996	1301 cc	86.40 X 55.50	4 cyl		
CR4483AM STD/010/020/030/040/050/060	C4483	4 Pairs		1.7322/1.7326 43.998/44.008	1.8555/1.8560 47.130/47.142	0.727 18.47	0.0607 1.542
MB 593AM STD/010/020/030/040/050	M 593/1	4 Pairs	1,2,4,5	1.8976/1.8979 48.199/48.207	2.0441/2.0446 51.920/51.933	0.694 17.63	0.0724 1.839
	M 593/3	1 Pair	3	1.8976/1.8979 48.199/48.207	2.0441/2.0446 51.920/51.933	0.993 25.22	0.0724 1.839
TW 164AM STD/0.10/0.25	W 164	1 Pair		2.1346/2.1449 54.219/54.480	2.6374/2.6583 66.990/67.521	0.000 0.00	0.0929 2.360
6	128 A.000 1.2Liter SOHC/OHC, 8 Valves, Gasoline	06/1972 - 12/1993	1116 cc	80.00 X 55.50	4 cyl		6
	128 AC5.000 1.2Liter SOHC/OHC, 8 Valves, Gasoline	03/1972 - 02/1981	1116 cc	86.00 X 55.50	4 cyl		
	146 A4.048 1.2Liter SOHC/OHC, 8 Valves, Gasoline	10/1982 - 08/2000	1116 cc	80.00 X 55.50	4 cyl		
	124 A.000 1.2Liter OHV, 8 Valves, Gasoline	07/1966 - 07/1975	1197 cc	73.00 X 71.50	4 cyl		
	146 A8.000 1.4Liter SOHC/OHC, 8 Valves, Gasoline Turbocharged	01/1983 - 08/2000	1372 cc	80.50 X 67.40	4 cyl		
	146 C1.000 1.4Liter SOHC/OHC, 8 Valves, Gasoline	01/1983 - 08/2000	1372 cc	80.50 X 67.40	4 cyl		

Fiat				Fiat			
							
King Set No.	Part No.	Qty.	Position	Crankshaft Diameter	Housing Diameter	Length	Wall Thickness
146 C5.000 1.4Liter SOHC/OHC, 8 Valves, Gasoline	07/1987 - 05/2001	1372 cc	80.50 X 67.40	4 cyl			
146 D5.000 1.4Liter SOHC/OHC, 8 Valves, Gasoline	08/1991 - 09/1999	1372 cc	80.50 X 67.40	4 cyl			
176 B6.000 1.4Liter SOHC/OHC, 8 Valves, Gasoline Turbocharged	09/1993 - 09/1999	1372 cc	80.50 X 67.40	4 cyl			
124 B2.000 1.5Liter 8 Valves, Gasoline	01/1985 -	1438 cc	80.00 X 71.50	4 cyl			
138 AS.000 1.5Liter SOHC/OHC, 8 Valves, Gasoline	11/1972 - 12/1989	1499 cc	86.40 X 63.90	4 cyl			
149 C1.000 1.5Liter SOHC/OHC, 8 Valves, Gasoline	08/1991 - 12/1996	1499 cc	86.40 X 63.90	4 cyl			
138 C3.048 1.5Liter SOHC/OHC, 8 Valves, Gasoline	01/1978 - 06/1991	1499 cc	86.40 X 63.90	4 cyl			
125 B.000 1.6Liter 8 Valves, Gasoline	07/1967 - 03/1974	1608 cc	80.00 X 80.00	4 cyl			
CR4099AM STD/010/020/030/040/050/060 3 oil holes	C4099	4 Pairs		1.7916/1.7924 45.507/45.527	1.9145/1.9152 48.628/48.646	0.755 19.17	0.0607 1.542
MB5549AM STD/010/020/030/040/050	M5549/1	4 Pairs	1,2,4,5	1.9990/1.9998 50.775/50.795	2.1459/2.1465 54.506/54.521	0.797 20.23	0.0724 1.839
	M5549/3	1 Pair	3	1.9990/1.9998 50.775/50.795	2.1459/2.1465 54.506/54.521	0.894 22.70	0.0724 1.839
TW 105AM STD/0.10/0.25	W 105	1 Pair		2.2280/2.2380 56.591/56.845	2.7400/2.7500 69.596/69.850	0.000 0.00	0.0920 2.337
TW1009AM STD with inside locating lugs	W1009	1 Pair		2.2287/2.2387 56.609/56.863	2.7400/2.7500 69.596/69.850	0.000 0.00	0.0930 2.362
7	169 A4.000 1.3Liter SOHC/OHC, 8 Valves, Gasoline	09/2003 -	1242 cc	70.80 X 78.90	4 cyl		
	182 B2.000 1.3Liter DOHC, 16 Valves, Gasoline	10/1995 - 09/2003	1242 cc	70.80 X 78.90	4 cyl		
	223 A5.000 1.3Liter SOHC/OHC, 8 Valves, Gasoline	03/2001 -	1242 cc	70.80 X 78.90	4 cyl		
	188 A4.000 1.3Liter SOHC/OHC, 8 Valves, Gasoline	11/1995 - 09/2003	1242 cc	70.80 X 78.90	4 cyl		
	192 B2.000 1.4Liter DOHC, 16 Valves, Gasoline	10/2004 -	1368 cc	72.00 X 84.00	4 cyl		
	843 A1.000 1.4Liter DOHC, 16 Valves, Gasoline	09/1999 -	1368 cc	72.00 X 84.00	4 cyl		
	198 A1.000 1.4Liter DOHC, 16 Valves, Gasoline Turbocharged	09/2008 -	1368 cc	72.00 X 84.00	4 cyl		
	350 A1.000 1.4Liter SOHC/OHC, 8 Valves, Gasoline	10/2003 -	1368 cc	72.00 X 84.00	4 cyl		
	955 A2.000 1.4Liter SOHC/OHC, 16 Valves, Gasoline	07/2008 -	1368 cc	72.00 X 84.00	4 cyl		
	955 A6.000 1.4Liter SOHC/OHC, 16 Valves, Gasoline	10/2005 -	1368 cc	72.00 X 84.00	4 cyl		
CR4270AM STD/010/020/030/040	C4270	4 Pairs		1.6531/1.6539 41.989/42.009	1.7767/1.7772 45.128/45.141	0.748 19.00	0.0610 1.549
MB5627AM crank flange length mm STD 23.96/23.91 010 23.96/23.91 020 23.96/23.91 030 23.96/23.91 040 23.96/23.91	M5297	4 Pairs	1,2,4,5	1.8890/1.8898 47.981/48.001	2.0356/2.0361 51.704/51.717	0.748 19.00	0.0725 1.842
	F1016 M5297	1 Pair	3	1.8890/1.8898 47.981/48.001	2.0356/2.0361 51.704/51.717	0.947 24.06	0.0725 1.842









Fiat				Fiat			
King Set No.	Part No.	Qty.	Position	Crankshaft Diameter	Housing Diameter	Length	Wall Thickness
MB5628AM Optional to MB5627AM (flange O/S .010") crank flange length mm STD 24.17/24.12 010 24.17/24.12 020 24.17/24.12 030 24.17/24.12 040 24.17/24.12	M5297 F1017 M5297	4 Pairs 1 Pair	1,2,4,5 3	1.8890/1.8898 47.981/48.001 1.8890/1.8898 47.981/48.001	2.0356/2.0361 51.704/51.717 2.0356/2.0361 51.704/51.717	0.748 19.00 0.946 24.02	0.0725 1.842 0.0725 1.842
8	176 B9.000 1.3Liter DOHC, 16 Valves, Gasoline	10/1995 - 09/2003	1242 cc	70.80 X 78.90	4 cyl		8
	188 A4.000 1.3Liter SOHC/OHC, 8 Valves, Gasoline	11/1995 - 09/2003	1242 cc	70.80 X 78.90	4 cyl		
	178 E2.000 1.3Liter SOHC/OHC, 8 Valves, Gasoline	04/1996 -	1242 cc	70.80 X 78.80	4 cyl		
CR4270AM STD/010/020/030/040	C4270	4 Pairs		1.6531/1.6539 41.989/42.009	1.7767/1.7772 45.128/45.141	0.748 19.00	0.0610 1.549
MB5447AM STD/010/020/030/040	M5297	5 Pairs	1,2,3,4,5	1.8890/1.8898 47.981/48.001	2.0356/2.0361 51.704/51.717	0.748 19.00	0.0725 1.842
TW 198AM STD	W 198U W 198L	1 Pair		0.0000 0.000	0.0000 0.000	0.000 0.00	0.0000 0.000
9	188 A9.000 1.3Liter DOHC, 16 Valves, Diesel Turbocharged	10/2003 -	1248 cc	69.60 X 82.00	4 cyl		9
	199 B2.000 1.3Liter SOHC/OHC, 16 Valves, Diesel Turbocharged	10/2005 -	1248 cc	69.60 X 82.00	4 cyl		
	223 A9.000 1.3Liter DOHC, 16 Valves, Diesel	06/1999 -	1248 cc	69.60 X 82.00	4 cyl		
	199A3.000 1.3Liter DOHC, Diesel		1248 cc		4 cyl		
CR4377CA STD/010/020/030/040	C4377U C4377L	4 Pairs		1.6764/1.6772 42.581/42.601	1.8005/1.8009 45.733/45.743	0.787 20.00	0.0612 1.554
MB5414SI STD/010/020/030/040	M5414U M5414L MK5414 M5414U	4 Pairs 1 Pair	1,2,4,5 3	2.0072/2.0079 50.983/51.001 2.0072/2.0079 50.983/51.001	2.1539/2.1544 54.709/54.722 2.1539/2.1544 54.709/54.722	0.752 19.10 0.858 21.80	0.0726 1.844 0.0726 1.844
10	M733AT.12.Z		1248 cc	69.60 X 82.00	4 cyl		10
CR4364CP STD/010/020/030	C4377U	4 Pairs		1.6765/1.6772 42.583/42.601	1.8006/1.8009 45.735/45.743	0.787 20.00	0.0612 1.554
MB5406SI STD/010/020/030	M5414U M5414L	5 Pairs	1,2,4,5	2.0072/2.0079 50.983/51.001	2.1539/2.1544 54.709/54.722	0.752 19.10	0.0726 1.844
TW 197AM STD	W 197	1 Pair		2.2362/2.2441 56.799/57.000	2.8256/2.8354 71.770/72.019	0.000 0.00	0.0929 2.360
11	131 B.000 1.3Liter OHV, 8 Valves, Gasoline	10/1974 - 12/1986	1297 cc	76.50 X 71.50	4 cyl		11
	127 A3.000 1.3Liter SOHC/OHC, 8 Valves, Gasoline	06/1971 - 12/1986	1301 cc	76.10 X 71.50	4 cyl		
	131 C1.000 1.4Liter SOHC/OHC, 8 Valves, Gasoline	10/1974 - 12/1986	1367 cc	78.00 X 71.50	4 cyl		
	131 AZ 000 1.5Liter OHV, 8 Valves, Gasoline Turbocharged	09/1966 - 06/1982	1438 cc	80.00 X 71.50	4 cyl		
	138 A4.000 1.6Liter SOHC/OHC, 8 Valves, Gasoline	10/1982 - 06/1991	1498 cc	86.40 X 63.90	4 cyl		
	131 C2.000 1.6Liter SOHC/OHC, 8 Valves, Gasoline	10/1974 - 12/1986	1585 cc	84.00 X 71.50	4 cyl		
	138 AR.048 1.6Liter DOHC, 8 Valves, Gasoline	10/1979 - 07/1989	1585 cc	84.00 X 71.50	4 cyl		

Fiat				Fiat			
							
King Set No.	Part No.	Qty.	Position	Crankshaft Diameter	Housing Diameter	Length	Wall Thickness
149 C2.046 1.6Liter SOHC/OHC, 8 Valves, Gasoline	07/1987 - 04/1995	1585 cc	84.00 X 71.50	4 cyl			
CR4232AM STD/010/020/030/040/050/060	C4232	4 Pairs		1.8986/1.8994 48.224/48.245	2.0209/2.0215 51.331/51.346	0.768 19.50	0.0603 1.532
MB 526AM crank flange length mm STD 27.41/27.36 0.25 27.51/27.46 0.5 27.66/27.61 0.75 27.66/27.61 1.0 27.91/27.86	M 526	4 Pairs	1,2,3,4	2.2830/2.2835 57.988/58.001	2.4409/2.4415 61.999/62.014	0.882 22.40	0.0781 1.984
	F 526	1 Pair	5	2.2830/2.2835 57.988/58.001	2.4409/2.4415 61.999/62.014	1.083 27.51	0.0781 1.984
TW 113AM STD/0.10/0.25/0.5	W 113	1 Pair		2.3228/2.3327 58.999/59.251	2.8976/2.9075 73.599/73.851	0.000 0.00	0.0930 2.362
12	146 A2.000 1.3Liter 8 Valves, Gasoline Turbocharged	01/1983 - 08/2000	1301 cc	80.50 X 63.90	4 cyl		12
	138 B2.000 1.3Liter SOHC/OHC, 8 Valves, Gasoline	10/1982 - 08/2000	1301 cc	86.40 X 55.50	4 cyl		
	149 A3.000 1.3Liter SOHC/OHC, 8 Valves, Gasoline	01/1978 - 08/2000	1301 cc	86.40 X 55.50	4 cyl		
CR4099CP STD/010/020 3 oil holes	C4099	4 Pairs		1.7916/1.7924 45.507/45.527	1.9145/1.9152 48.628/48.646	0.755 19.17	0.0608 1.544
MB5549AM STD/010/020/030/040/050	M5549/1	4 Pairs	1,2,4,5	1.9990/1.9998 50.775/50.795	2.1459/2.1465 54.506/54.521	0.797 20.23	0.0724 1.839
	M5549/3	1 Pair	3	1.9990/1.9998 50.775/50.795	2.1459/2.1465 54.506/54.521	0.894 22.70	0.0724 1.839
TW 105AM STD/0.10/0.25	W 105	1 Pair		2.2280/2.2380 56.591/56.845	2.7400/2.7500 69.596/69.850	0.000 0.00	0.0920 2.337
TW1009AM STD with inside locating lugs	W1009	1 Pair		2.2287/2.2387 56.609/56.863	2.7400/2.7500 69.596/69.850	0.000 0.00	0.0930 2.362
13	146 B3.000 1.4Liter 8 Valves, Diesel Turbocharged	01/1983 - 08/2000	1367 cc	78.00 X 71.50	4 cyl		13
CR4232AM STD/010/020/030/040/050/060	C4232	4 Pairs		1.8986/1.8994 48.224/48.245	2.0209/2.0215 51.331/51.346	0.768 19.50	0.0603 1.532
MB5037AM STD/010/020/030/040	M5037/1	4 Pairs	1,2,4,5	2.0862/2.0870 52.989/53.010	2.2330/2.2335 56.718/56.731	0.817 20.75	0.0726 1.844
	M5037/3	1 Pair	3	2.0862/2.0870 52.989/53.010	2.2330/2.2335 56.718/56.731	0.955 24.25	0.0726 1.844
TW 113AM STD/0.10/0.25/0.5	W 113	1 Pair		2.3228/2.3327 58.999/59.251	2.8976/2.9075 73.599/73.851	0.000 0.00	0.0930 2.362
14	182 A3.000 1.4Liter SOHC/OHC, 12 Valves, Gasoline	10/1995 - 12/2002	1370 cc	82.00 X 64.80	4 cyl		14
CR4178SI STD/010/020/030	C4178	4 Pairs		1.6091/1.6098 40.871/40.889	1.7323/1.7328 44.000/44.013	0.752 19.10	0.0608 1.544
MB5036AM STD/010/020/030/040/050/060	M5036/1	4 Pairs	1,2,4,5	2.0859/2.0866 52.982/53.000	2.2325/2.2330 56.706/56.718	0.817 20.75	0.0726 1.844
	M5036/3	1 Pair	3	2.0859/2.0866 52.982/53.000	2.2325/2.2330 56.706/56.718	0.817 20.75	0.0726 1.844
TW 188AM STD/0.25	W 188	1 Pair		2.3153/2.3253 58.809/59.063	2.8931/2.9031 73.485/73.739	0.000 0.00	0.0980 2.489

Fiat				Fiat			
							
King Set No.	Part No.	Qty.	Position	Crankshaft Diameter	Housing Diameter	Length	Wall Thickness
15	852A/8025.01 D 1.6Liter Diesel			1559 cc 95.00 X 110.00	2 cyl		15
	8025.02 1.7Liter Diesel			1728 cc 100.00 X 110.00	2 cyl		
	8035.01 2.4Liter Diesel			2338 cc 95.00 X 110.00	3 cyl		
	8035.02 2.6Liter Diesel			2592 cc 100.00 X 110.00	3 cyl		
	8035.04 2.8Liter Diesel			2748 cc 103.00 X 110.00	3 cyl		
	8045.01 3.1Liter Diesel			3119 cc 95.00 X 110.00	4 cyl		
	8045.02 3.5Liter Diesel			3456 cc 100.00 X 110.00	4 cyl		
	8045.04 3.7Liter Diesel			3666 cc 103.00 X 110.00	4 cyl		
	8055.04 4.6Liter Diesel			4583 cc 103.00 X 110.00	5 cyl		
	8065/8060.02/12 5.2Liter Diesel			5181 cc 100.00 X 110.00	6 cyl		
	8065.02 5.2Liter Diesel			5184 cc 100.00 X 110.00	6 cyl		
CR1209CP STD/010/020/030/040	C1209	1 Pair		2.3122/2.3127 58.730/58.743	2.4570/2.4575 62.408/62.421	1.126 28.60	0.0715 1.816
MB 172CP STD/010/020/030/040	M5122U M 172L	1 Pair		2.9995/3.0000 76.187/76.200	3.1727/3.1735 80.587/80.607	0.984 25.00	0.0855 2.172
TW 255AM STD	W 255D W 255E	1 Pair		3.3500/3.3598 85.090/85.339	4.1988/4.2047 106.650/106.799	0.000 0.00	0.1350 3.429
16	124 B3.000 1.6Liter, OHV, 8 Valves, Gasoline			10/1975 - 07/1982	1585 cc 84.00 X 71.50	4 cyl	16
	132 C.000 1.6Liter, DOHC, 8 Valves, Gasoline			04/1972 - 12/1982	1585 cc 84.00 X 71.50	4 cyl	
	131 C3.000 1.6Liter SOHC/OHC, 8 Valves, Gasoline			10/1974 - 12/1986	1585 cc 84.00 X 71.50	4 cyl	
	132 AC.000 1.6Liter SOHC/OHC, 8 Valves, Gasoline			01/1966 - 11/1985	1592 cc 80.00 X 79.20	4 cyl	
	132 BB OA O 1.6Liter DOHC, 8 Valves, Gasoline			05/1975 - 12/1986	1592 cc 80.00 X 79.20	4 cyl	
	149 B2.000 1.7Liter SOHC/OHC, 8 Valves, Diesel			01/1980 - 12/1988	1697 cc 82.60 X 79.20	4 cyl	
	149 B4.000 1.7Liter SOHC/OHC, 8 Valves, Diesel			01/1980 - 05/2001	1697 cc 82.60 X 79.20	4 cyl	
	149 B3.000 1.7Liter SOHC/OHC, 8 Valves, Diesel			01/1980 - 05/2001	1698 cc 82.60 X 79.20	4 cyl	
	176 B7.000 1.7Liter SOHC/OHC, 8 Valves, Diesel Turbocharged			09/1993 - 09/1999	1698 cc 82.60 X 79.20	4 cyl	
	132 AC1.000 1.8Liter SOHC/OHC, 8 Valves, Gasoline			01/1966 - 11/1985	1759 cc 84.00 X 79.20	4 cyl	
	149 A1.000 2.0Liter SOHC/OHC, 8 Valves, Diesel			09/1983 - 08/1997	1929 cc 82.60 X 90.00	4 cyl	
	160 A7.000 2.0Liter SOHC/OHC, 8 Valves, Diesel			07/1987 - 12/2002	1929 cc 82.60 X 90.00	4 cyl	
	131 C4.000 2.0Liter DOHC, 8 Valves, Gasoline			04/1972 - 12/1988	1995 cc 84.00 X 90.00	4 cyl	
CR4488AM STD/010/020/030/040/050	C4488	4 Pairs		1.9990/2.0000 50.775/50.800	2.1219/2.1225 53.896/53.912	0.768 19.50	0.0602 1.529
MB 562AM STD/010/020/030/040/050/060	M 562/1	4 Pairs	1,3,4,5	2.0860/2.0868 52.984/53.005	2.2329/2.2338 56.716/56.739	0.817 20.75	0.0726 1.844
	M 562/3	1 Pair	2	2.0860/2.0868 52.984/53.005	2.2329/2.2338 56.716/56.739	0.955 24.25	0.0726 1.844









Fiat						Fiat		
King Set No.	Part No.	Qty.	Position	Crankshaft Diameter	Housing Diameter	Length	Wall Thickness	
TW 113AM STD/0.10/0.25/0.5	W 113	1 Pair		2.3228/2.3327 58.999/59.251	2.8976/2.9075 73.599/73.851	0.000 0.00	0.0930 2.362	
17	182 B6.000 1.6Liter DOHC, 16 Valves, Gasoline	07/1999 -	1596 cc	80.50 X 78.40	4 cyl		17	
CR4099AM STD/010/020/030/040/050/060 3 oil holes	C4099	4 Pairs		1.7916/1.7924 45.507/45.527	1.9145/1.9152 48.628/48.646	0.755 19.17	0.0607 1.542	
MB5439AM STD/010/020	M5549/1	4 Pairs		1.9990/1.9998 50.775/50.795	2.1459/2.1465 54.506/54.521	0.797 20.23	0.0724 1.839	
	M5439/3	1 Pair		1.9990/1.9998 50.775/50.795	2.1459/2.1465 54.506/54.521	0.894 22.70	0.0724 1.839	
TW1009AM STD with inside locating lugs	W1009	1 Pair		2.2287/2.2387 56.609/56.863	2.7400/2.7500 69.596/69.850	0.000 0.00	0.0930 2.362	
18	146 D7.000 1.7Liter SOHC/OHC, 8 Valves, Diesel Turbocharged	01/1988 - 05/2001	1698 cc	82.60 X 79.20	4 cyl		18	
	176 A5.000 1.7Liter SOHC/OHC, 8 Valves, Diesel Turbocharged	09/1993 - 02/2000	1698 cc	82.60 X 79.20	4 cyl			
	160 A5.000 1.8Liter DOHC, 16 Valves, Gasoline	07/1987 - 04/1995	1756 cc	84.00 X 79.20	4 cyl			
	149 B5.046 2.0Liter SOHC/OHC, 8 Valves, Diesel	01/1983 - 08/2000	1929 cc	82.60 X 90.00	4 cyl			
	230 A2.000 2.0Liter SOHC/OHC, 8 Valves, Diesel	03/1994 - 04/2002	1929 cc	82.60 X 90.00	4 cyl			
	160 D1.000 2.0Liter SOHC/OHC, 8 Valves, Diesel Turbocharged	07/1987 - 09/1999	1929 cc	82.60 X 90.00	4 cyl			
	160 A6.000 2.0Liter SOHC/OHC, 8 Valves, Diesel Turbocharged	12/1985 - 08/1997	1929 cc	82.60 X 90.00	4 cyl			
	280 A1.000 2.0Liter SOHC/OHC, 8 Valves, Diesel Turbocharged	01/1982 - 05/1994	1929 cc	82.60 X 90.00	4 cyl			
	230 A4.000 2.0Liter SOHC/OHC, 8 Valves, Diesel Turbocharged	03/1994 - 04/2002	1929 cc	82.60 X 90.00	4 cyl			
CR4171AM STD/010/020/030/040	C4171	4 Pairs		1.9998/2.0003 50.795/50.808	2.1220/2.1226 53.899/53.914	0.768 19.50	0.0605 1.537	
MB5037AM STD/010/020/030/040	M5037/1	4 Pairs	1,2,4,5	2.0862/2.0870 52.989/53.010	2.2330/2.2335 56.718/56.731	0.817 20.75	0.0726 1.844	
	M5037/3	1 Pair	3	2.0862/2.0870 52.989/53.010	2.2330/2.2335 56.718/56.731	0.955 24.25	0.0726 1.844	
TW 113AM STD/0.10/0.25/0.5	W 113	1 Pair		2.3228/2.3327 58.999/59.251	2.8976/2.9075 73.599/73.851	0.000 0.00	0.0930 2.362	
19	138 B6.000 1.7Liter SOHC/OHC, 8 Valves, Diesel	01/1978 - 05/1987	1714 cc	83.00 X 79.20	4 cyl		19	
	138 A5.000 1.7Liter SOHC/OHC, 8 Valves, Diesel	10/1982 - 12/1990	1714 cc	83.00 X 79.20	4 cyl			
CR4488AM STD/010/020/030/040/050	C4488	4 Pairs		1.9990/2.0000 50.775/50.800	2.1219/2.1225 53.896/53.912	0.768 19.50	0.0602 1.529	
MB 562AM STD/010/020/030/040/050/060	M 562/1	4 Pairs	1,3,4,5	2.0860/2.0868 52.984/53.005	2.2329/2.2338 56.716/56.739	0.817 20.75	0.0726 1.844	
	M 562/3	1 Pair	2	2.0860/2.0868 52.984/53.005	2.2329/2.2338 56.716/56.739	0.955 24.25	0.0726 1.844	
TW 113AM STD/0.10/0.25/0.5	W 113	1 Pair		2.3228/2.3327 58.999/59.251	2.8976/2.9075 73.599/73.851	0.000 0.00	0.0930 2.362	

Fiat				Fiat			
King Set No.	Part No.	Qty.	Position	Crankshaft Diameter	Housing Diameter	Length	Wall Thickness
20	182 A2.000 1.8Liter DOHC, 16 Valves, Gasoline	01/1989 - 09/1999	1747 cc	82.00 X 82.70	4 cyl		20
	188 A6.000 1.8Liter DOHC, 16 Valves, Gasoline	03/1995 -	1747 cc	82.00 X 82.70	4 cyl		
	192 A4.000 1.8Liter DOHC, 16 Valves, Gasoline	10/2001 -	1747 cc	82.00 X 82.70	4 cyl		
	182 A7.000 1.9Liter SOHC/OHC, 8 Valves, Diesel Turbocharged	10/1995 - 12/2002	1910 cc	82.00 X 90.40	4 cyl		
	182 A8.000 1.9Liter SOHC/OHC, 8 Valves, Diesel Turbocharged	10/1995 - 12/2002	1910 cc	82.00 X 90.40	4 cyl		
	223 A6.000 1.9Liter SOHC/OHC, 8 Valves, Diesel	04/1996 -	1910 cc	82.00 X 90.40	4 cyl		
CR4171AM STD/010/020/030/040	C4171	4 Pairs		1.9998/2.0003 50.795/50.808	2.1220/2.1226 53.899/53.914	0.768 19.50	0.0605 1.537
MB5036AM STD/010/020/030/040/050/060	M5036/1	4 Pairs	1,2,4,5	2.0859/2.0866 52.982/53.000	2.2325/2.2330 56.706/56.718	0.817 20.75	0.0726 1.844
	M5036/3	1 Pair	3	2.0859/2.0866 52.982/53.000	2.2325/2.2330 56.706/56.718	0.817 20.75	0.0726 1.844
TW 188AM STD/0.25	W 188	1 Pair		2.3153/2.3253 58.809/59.063	2.8931/2.9031 73.485/73.739	0.000 0.00	0.0980 2.489
21	159 A4.000 1.8Liter DOHC, 8 Valves, Gasoline	07/1987 - 08/1997	1756 cc	84.00 X 79.20	4 cyl		21
	835 C2.000 1.8Liter SOHC/OHC, 8 Valves, Gasoline	06/1993 - 09/1999	1756 cc	84.00 X 79.20	4 cyl		
	159 A4.046 1.8Liter SOHC/OHC, 8 Valves, Gasoline	07/1987 - 08/1997	1756 cc	84.00 X 79.20	4 cyl		
	154 A1.000 2.0Liter DOHC, 8 Valves, Gasoline Turbocharged	12/1985 - 12/1996	1995 cc	84.00 X 90.00	4 cyl		
	834 B.000 2.0Liter 8 Valves, Gasoline	11/1984 - 07/1994	1995 cc	84.00 X 90.00	4 cyl		
CR4173AM STD/010/020/030/040	C4173	4 Pairs		1.9997/2.0002 50.792/50.805	2.1217/2.1224 53.891/53.909	0.768 19.50	0.0605 1.537
MB 562AM STD/010/020/030/040/050/060	M 562/1	4 Pairs	1,3,4,5	2.0860/2.0868 52.984/53.005	2.2329/2.2338 56.716/56.739	0.817 20.75	0.0726 1.844
	M 562/3	1 Pair	2	2.0860/2.0868 52.984/53.005	2.2329/2.2338 56.716/56.739	0.955 24.25	0.0726 1.844
TW 113AM STD/0.10/0.25/0.5	W 113	1 Pair		2.3228/2.3327 58.999/59.251	2.8976/2.9075 73.599/73.851	0.000 0.00	0.0930 2.362
22	169 B 1.8Liter OHV, 8 Valves, Gasoline	01/1982 - 08/1990	1796 cc	84.00 X 81.00	4 cyl		22
	170 B 2.0Liter OHV, 8 Valves, Gasoline	01/1982 - 05/1994	1971 cc	88.00 X 81.00	4 cyl		
CR 422AM STD/0.3/0.5/0.8/1.0/1.25/1.5	C 422	4 Pairs		1.9675/1.9681 49.975/49.990	2.1124/2.1131 53.655/53.673	0.919 23.35	0.0717 1.821
MB 522AM STD/0.3/0.5/0.8/1.0/1.25/1.5 11/1981-	M 101/1U M 101/1L	1 Pair	1	2.3384/2.3390 59.395/59.411	2.4892/2.4900 63.226/63.246	1.160 29.46	0.0746 1.895
	M 102/2U M 102/2L	1 Pair	2	2.3050/2.3060 58.547/58.572	2.4560/2.4568 62.382/62.403	0.845 21.46	0.0746 1.895
	M 103/3U M 103/3L	1 Pair	3	2.2509/2.2515 57.173/57.188	2.4016/2.4023 61.001/61.018	1.160 29.46	0.0746 1.895
	M 104/4U M 104/4L	1 Pair	4	2.1102/2.2112 53.599/56.164	2.3613/2.3620 59.977/59.995	0.845 21.46	0.0746 1.895
	M 105/5U M 105/5L	1 Pair	5	2.1616/2.1622 54.905/54.920	2.3122/2.3130 58.730/58.750	1.155 29.33	0.0746 1.895

Fiat				Fiat			
 King Set No.	 Part No.	 Qty.	 Position	 Crankshaft Diameter	 Housing Diameter	 Length	 Wall Thickness
TW 212AM STD/0.25/0.5	W 212D W 212E	2 Pairs		2.4173/2.4272 61.399/61.651	2.8563/2.8661 72.550/72.799	0.000 0.00	0.0929 2.360
23	8025.05 1.8Liter Diesel	1800 cc	100.00 X 115.00	2 cyl			23
	8025.06 2.0Liter	1953 cc	104.00 X 115.00	2 cyl			
	8035.05 2.7Liter Diesel	2700 cc	100.00 X 115.00	3 cyl			
	8035.06 2.9Liter Diesel	2930 cc	104.00 X 115.00	3 cyl			
	8045.05 3.6Liter Diesel	3611 cc	100.00 X 115.00	4 cyl			
	8045.06 3.9Liter Diesel	3900 cc	104.00 X 115.00	4 cyl			
	8055.05I 4.9Liter Diesel	4900 cc	104.00 X 115.00	5 cyl			
	8065.05/8065.25 5.4Liter Diesel	5400 cc	100.00 X 115.00	6 cyl			
	8065.06 5.9Liter Diesel	5900 cc	104.00 X 115.00	6 cyl			
	8065.25 5.9Liter Diesel Turbocharged	5900 cc	104.00 X 115.00	6 cyl			
CR 183CP STD/010/020/030/040	C 183	1 Pair		2.5089/2.5096 63.726/63.744	2.6538/2.6544 67.407/67.422	1.130 28.70	0.0715 1.816
CR 677CP STD/010/020/030	C 183	6 Pairs		2.5089/2.5096 63.726/63.744	2.6538/2.6544 67.407/67.422	1.130 28.70	0.0715 1.816
CR4203CP STD/010/020	C 183	4 Pairs		2.5089/2.5096 63.726/63.744	2.6538/2.6544 67.407/67.422	1.130 28.70	0.0715 1.816
MB 147CP STD/010/020/030/040	M 147U M 147L	1 Pair		3.1414/3.1421 79.792/79.809	3.3150/3.3160 84.201/84.226	0.980 24.90	0.0858 2.179
MB5075CP STD/010/020	M 147U M 147L	5 Pairs		3.1414/3.1421 79.792/79.809	3.3150/3.3160 84.201/84.226	0.980 24.90	0.0858 2.179
MB7045CP STD/010/020/030	M 147U M 147L	7 Pairs		3.1414/3.1421 79.792/79.809	3.3150/3.3160 84.201/84.226	0.980 24.90	0.0858 2.179
TW 235AM STD/0.25/0.5	W 235D W 235E	2 Pairs		3.4555/3.4657 87.770/88.029	4.3902/4.4002 111.511/111.765	0.000 0.00	0.1346 3.419
24	192 B1.000 1.9Liter DOHC, 16 Valves, Diesel Turbocharged	10/2001 -	1910 cc	82.00 X 90.40	4 cyl		24
	223 A7.000 1.9Liter SOHC/OHC, 8 Valves, Diesel Turbocharged	03/2001 -	1910 cc	82.00 X 90.40	4 cyl		
	939 A2.000 1.9Liter DOHC, 16 Valves, Diesel Turbocharged	06/2005 -	1910 cc	82.00 X 90.40	4 cyl		
	182 B9.000 1.9Liter SOHC/OHC, 8 Valves, Diesel Turbocharged	10/1995 - 12/2002	1910 cc	82.00 X 90.40	4 cyl		
	186 A6.000 1.9Liter SOHC/OHC, 8 Valves, Diesel Turbocharged	09/1996 -	1910 cc	82.00 X 90.40	4 cyl		
	192 A9.000 1.9Liter SOHC/OHC, 8 Valves, Diesel Turbocharged	10/2001 -	1910 cc	82.00 X 90.40	4 cyl		
	199 A5.000 1.9Liter SOHC/OHC, 8 Valves, Diesel Turbocharged	10/2005 -	1910 cc	82.00 X 90.40	4 cyl		
CR4531SX STD/010/020/030	C4171	4 Pairs	1,2,3,4	1.9995/2.0002 50.787/50.805	2.1221/2.1226 53.901/53.914	0.768 19.50	0.0606 1.539
MB5412SI STD/010/020/030	M 607	5 Pairs		2.3615/2.3622 59.982/60.000	2.5081/2.5086 63.706/63.718	0.817 20.75	0.0726 1.844
TW1005AM STD	W1005	1 Pair		2.6687/2.6787 67.785/68.039	3.2451/3.2550 82.426/82.677	0.000 0.00	0.0978 2.484

Fiat						Fiat		
King Set No.	Part No.	Qty.	Position	Crankshaft Diameter	Housing Diameter	Length	Wall Thickness	
25	831 D1.000 2.0Liter SOHC/OHC, 8 Valves, Diesel Turbocharged	09/1979 - 01/1994	1929 cc	82.60 X 90.00	4 cyl		25	
	154 A2.000 2.0Liter DOHC, 8 Valves, Gasoline Turbocharged	12/1985 - 12/1996	1995 cc	84.00 X 90.00	4 cyl			
CR4170AM STD/010/020/030/040	C4170	4 Pairs		1.9998/2.0003 50.795/50.808	2.1220/2.1226 53.899/53.914	0.768 19.50	0.0605 1.537	
MB5037AM STD/010/020/030/040	M5037/1	4 Pairs	1,2,4,5	2.0862/2.0870 52.989/53.010	2.2330/2.2335 56.718/56.731	0.817 20.75	0.0726 1.844	
	M5037/3	1 Pair	3	2.0862/2.0870 52.989/53.010	2.2330/2.2335 56.718/56.731	0.955 24.25	0.0726 1.844	
TW 113AM STD/0.10/0.25/0.5	W 113	1 Pair		2.3228/2.3327 58.999/59.251	2.8976/2.9075 73.599/73.851	0.000 0.00	0.0930 2.362	
26	159 A6.046 2.0Liter 8 Valves, Gasoline	07/1987 - 08/1997	1995 cc	84.00 X 90.00	4 cyl		26	
	CR4170AM STD/010/020/030/040	C4170	4 Pairs		1.9998/2.0003 50.795/50.808	2.1220/2.1226 53.899/53.914		0.768 19.50
MB 562AM STD/010/020/030/040/050/060	M 562/1	4 Pairs	1,3,4,5	2.0860/2.0868 52.984/53.005	2.2329/2.2338 56.716/56.739	0.817 20.75	0.0726 1.844	
	M 562/3	1 Pair	2	2.0860/2.0868 52.984/53.005	2.2329/2.2338 56.716/56.739	0.955 24.25	0.0726 1.844	
TW 113AM STD/0.10/0.25/0.5	W 113	1 Pair		2.3228/2.3327 58.999/59.251	2.8976/2.9075 73.599/73.851	0.000 0.00	0.0930 2.362	
27	175 A1.000 2.0Liter DOHC, 16 Valves, Gasoline Turbocharged	11/1993 - 08/2000	1995 cc	84.00 X 90.00	4 cyl		27	
	CR4531SX STD/010/020/030	C4171	4 Pairs	1,2,3,4	1.9995/2.0002 50.787/50.805	2.1221/2.1226 53.901/53.914		0.768 19.50
MB5037AM STD/010/020/030/040	M5037/1	4 Pairs	1,2,4,5	2.0862/2.0870 52.989/53.010	2.2330/2.2335 56.718/56.731	0.817 20.75	0.0726 1.844	
	M5037/3	1 Pair	3	2.0862/2.0870 52.989/53.010	2.2330/2.2335 56.718/56.731	0.955 24.25	0.0726 1.844	
TW 113AM STD/0.10/0.25/0.5	W 113	1 Pair		2.3228/2.3327 58.999/59.251	2.8976/2.9075 73.599/73.851	0.000 0.00	0.0930 2.362	
28	154 C3.000 2.0Liter DOHC, 8 Valves, Gasoline	12/1985 - 12/1996	1995 cc	84.00 X 90.00	4 cyl		28	
	154 E1.000 2.0Liter DOHC, 16 Valves, Gasoline	12/1985 - 09/1999	1995 cc	84.00 X 90.00	4 cyl			
CR4531SX STD/010/020/030	C4171	4 Pairs	1,2,3,4	1.9995/2.0002 50.787/50.805	2.1221/2.1226 53.901/53.914	0.768 19.50	0.0606 1.539	
MB 562AM STD/010/020/030/040/050/060	M 562/1	4 Pairs	1,3,4,5	2.0860/2.0868 52.984/53.005	2.2329/2.2338 56.716/56.739	0.817 20.75	0.0726 1.844	
	M 562/3	1 Pair	2	2.0860/2.0868 52.984/53.005	2.2329/2.2338 56.716/56.739	0.955 24.25	0.0726 1.844	
TW 113AM STD/0.10/0.25/0.5	W 113	1 Pair		2.3228/2.3327 58.999/59.251	2.8976/2.9075 73.599/73.851	0.000 0.00	0.0930 2.362	
29	175 A3.000 2.0Liter DOHC, 20 Valves, Gasoline Turbocharged	11/1993 - 10/2001	1998 cc	82.00 X 75.65	5 cyl		29	
	185 A8.000 2.0Liter DOHC, 20 Valves, Gasoline	07/1999 -	1998 cc	82.00 X 75.65	5 cyl			
	182 B3.000 2.0Liter DOHC, 20 Valves, Gasoline	11/1993 - 08/2000	1998 cc	82.00 X 75.65	5 cyl			
CR 507AM STD/010/020/030/040/050/060	C 507	5 Pairs		1.8987/1.8994 48.227/48.245	2.0218/2.0223 51.354/51.366	0.752 19.10	0.0607 1.542	

Fiat				Fiat			
King Set No.	Part No.	Qty.	Position	Crankshaft Diameter	Housing Diameter	Length	Wall Thickness
MB 607SI STD/010/020/030	M 607	6 Pairs		2.3615/2.3622 59.982/60.000	2.5081/2.5086 63.706/63.718	0.817 20.75	0.0726 1.844
30	P8C 2.1Liter SOHC/OHC, 12 Valves, Diesel	06/1994 - 08/2002	2088 cc	85.00 X 92.00	4 cyl		30
CR4376CP STD/0.3/0.5	C4376/1 C4376/2	4 Pairs		1.9679/1.9685 49.985/50.000	2.1140/2.1145 53.696/53.708	0.862 21.90	0.0723 1.836
MB5129AM STD/0.3/0.5/0.8/1.0	M5129U M5129L	5 Pairs		2.3614/2.3622 59.980/60.000	2.5091/2.5098 63.731/63.749	0.768 19.50	0.0727 1.847
TW 296AM STD/0.3	W 296D W 296E	2 Pairs		2.6398/2.6496 67.051/67.300	3.2697/3.2795 83.050/83.299	0.000 0.00	0.0724 1.839
31	B22615 2.2Liter 8 Valves, Diesel	11/1973 - 01/1994	2175 cc	90.00 X 85.50	4 cyl		31
CR4080AM STD/0.25/0.5/0.75/1.0/1.25 -10/1986	C4080 C4079	4 Pairs		2.1256/2.1262 53.990/54.005	2.2707/2.2715 57.676/57.696	0.965 24.50	0.0719 1.826
CR4140AM STD/0.25/0.5/0.75/1.25	C4140U C4140L	4 Pairs		2.1256/2.1262 53.990/54.005	2.2707/2.2715 57.676/57.696	0.890 22.60	0.0720 1.829
MB5133AM STD/0.25/0.5	M5133	5 Pairs		2.5211/2.5217 64.036/64.051	2.7045/2.7049 68.694/68.704	1.130 28.70	0.0910 2.311
TW 245AM STD/0.10	W 245D W 245E	2 Pairs		2.8543/2.8642 72.499/72.751	3.3799/3.3898 85.849/86.101	0.000 0.00	0.1236 3.139
32	8035.01 2.4Liter		2338 cc	95.00 X 110.00	3 cyl		32
	8035.02 2.6Liter		2592 cc	100.00 X 110.00	3 cyl		
	8045.01 3.1Liter		3119 cc	95.00 X 110.00	4 cyl		
	8045.02 3.5Liter		3456 cc	100.00 X 110.00	4 cyl		
CR1209CP STD/010/020/030/040	C1209	1 Pair		2.3122/2.3127 58.730/58.743	2.4570/2.4575 62.408/62.421	1.126 28.60	0.0715 1.816
MB 172CP STD/010/020/030/040	M5122U M 172L	1 Pair		2.9995/3.0000 76.187/76.200	3.1727/3.1735 80.587/80.607	0.984 25.00	0.0855 2.172
TW 255AM STD	W 255D W 255E	1 Pair		3.3500/3.3598 85.090/85.339	4.1988/4.2047 106.650/106.799	0.000 0.00	0.1350 3.429
33	185 A2.000 2.4Liter SOHC/OHC, 10 Valves, Diesel Turbocharged	09/1996 -	2387 cc	82.00 X 90.40	5 cyl		33
	939 A3.000 2.4Liter DOHC, 20 Valves, Diesel Turbocharged	06/2005 -	2387 cc	82.00 X 90.40	5 cyl		
	839 A5.000 2.4Liter SOHC/OHC, 10 Valves, Diesel Turbocharged	09/1996 -	2397 cc	82.00 X 90.40	5 cyl		
CR 526SX STD/010/020/030/040	C4171	5 Pairs	1,2,3,4,5	1.9995/2.0002 50.787/50.805	2.1221/2.1226 53.901/53.914	0.768 19.50	0.0606 1.539
MB 607SI STD/010/020/030	M 607	6 Pairs		2.3615/2.3622 59.982/60.000	2.5081/2.5086 63.706/63.718	0.817 20.75	0.0726 1.844
TW1005AM STD	W1005	1 Pair		2.6687/2.6787 67.785/68.039	3.2451/3.2550 82.426/82.677	0.000 0.00	0.0978 2.484
34	8140.67 2.5Liter SOHC/OHC, 8 Valves, Diesel Turbocharged	03/1994 - 04/2002	2445 cc	93.00 X 90.00	4 cyl		34
	8140.47 2.5Liter SOHC/OHC, 8 Valves, Diesel Turbocharged	03/1994 - 04/2002	2445 cc	93.00 X 90.00	4 cyl		
	8140.47R 2.5Liter SOHC/OHC, 8 Valves, Diesel Turbocharged	01/1978 - 05/1999	2445 cc	93.00 X 90.00	4 cyl		
	8144.67 2.5Liter 8 Valves, Diesel	01/1982 - 12/1996	2499 cc	93.00 X 92.00	4 cyl		

Fiat				Fiat			
							
King Set No.	Part No.	Qty.	Position	Crankshaft Diameter	Housing Diameter	Length	Wall Thickness
CR4073CP STD/010/020/030/040/050 -1982 with oil hole in upper half	C4073U C4160L	4 Pairs		2.2252/2.2258 56.520/56.535	2.3753/2.3758 60.333/60.345	0.971 24.67	0.0742 1.885
CR4083CP STD/010/020/030/040 1982- without oil hole	C4083U C4161L	4 Pairs		2.2252/2.2258 56.520/56.535	2.3753/2.3758 60.333/60.345	0.971 24.67	0.0742 1.885
MB5122CP crank flange length mm STD 31.95/31.90 010 32.05/32.00 020 32.20/32.15 030 32.20/32.15	M5122U M5122L F5122U F5122L	4 Pairs 1 Pair	1,2,3,4 5	2.9995/3.0000 76.187/76.200 2.9995/3.0000 76.187/76.200	3.1727/3.1735 80.587/80.607 3.1727/3.1735 80.587/80.607	0.984 25.00 1.262 32.05	0.0855 2.172 0.0855 2.172
35	834 G.000 2.5Liter SOHC/OHC, 12 Valves, Gasoline	12/1985 - 12/1996	2492 cc	88.00 X 68.30	6 cyl		35
CR6809CP STD/010/020/030	C6809	6 Pairs		2.0465/2.0472 51.981/51.999	2.1855/2.1860 55.512/55.524	0.752 19.10	0.0688 1.748
MB4101SI STD/010/020/040	M4101	4 Pairs	1,2,3,4	2.3603/2.3611 59.952/59.972	2.5062/2.5069 63.657/63.675	0.882 22.40	0.0724 1.839
36	F1CE0481 3.0Liter 4 Valves, Diesel Turbocharged		2999 cc	95.80 X 104.00	4 cyl		36
CR1313CA STD/010/020	C1313U C1313L	1 Pair		2.5202/2.5211 64.013/64.036	2.6705/2.6711 67.831/67.846	1.055 26.80	0.0746 1.895
MB5444AM STD/010/020	M5444U/1 M5444L/1 M5444U/2 M5444L/2 MK5444 M5444L/1	3 Pairs 1 Pair 1 Pair		0.0000 0.000 0.0000 0.000 0.0000 0.000	3.1737 80.612 3.4493 87.612 3.1737 80.612	1.118 28.40 1.118 28.40 1.209 30.70	0.0856 2.174 0.0856 2.174 0.0856 2.174
37	CN3 3.7Liter		3700 cc	110.00 X 130.00	3 cyl		37
CR 155CP STD/010/020/030/040/050	C4031	1 Pair		2.7505/2.7510 69.863/69.875	2.9020/2.9027 73.711/73.729	1.402 35.60	0.0745 1.892
CR 317CP STD/010/020	C4031	3 Pairs		2.7505/2.7510 69.863/69.875	2.9020/2.9027 73.711/73.729	1.402 35.60	0.0745 1.892
MB4019CP STD/010/020/030/040	M5571/1 M5571/2	2 Pairs 2 Pairs	1,4 2,3	3.0000/3.0007 76.200/76.218 3.0000/3.0007 76.200/76.218	3.1742/3.1750 80.625/80.645 3.1742/3.1750 80.625/80.645	1.593 40.45 1.199 30.45	0.0859 2.182 0.0859 2.182
TW 252AM STD	W 252D W 252E	1 Pair		3.2480/3.2539 82.499/82.649	4.0000/4.0098 101.600/101.849	0.000 0.00	0.0930 2.362
38	CN3 3.7Liter Diesel		3700 cc	110.00 X 130.00	3 cyl		38
CR 155CP STD/010/020/030/040/050	C4031	1 Pair		2.7505/2.7510 69.863/69.875	2.9020/2.9027 73.711/73.729	1.402 35.60	0.0745 1.892
CR 317CP STD/010/020	C4031	3 Pairs		2.7505/2.7510 69.863/69.875	2.9020/2.9027 73.711/73.729	1.402 35.60	0.0745 1.892
MB4019CP STD/010/020/030/040	M5571/1 M5571/2	2 Pairs 2 Pairs	1,4 2,3	3.0000/3.0007 76.200/76.218 3.0000/3.0007 76.200/76.218	3.1742/3.1750 80.625/80.645 3.1742/3.1750 80.625/80.645	1.593 40.45 1.199 30.45	0.0859 2.182 0.0859 2.182
TW 252AM STD	W 252D W 252E	1 Pair		3.2480/3.2539 82.499/82.649	4.0000/4.0098 101.600/101.849	0.000 0.00	0.0930 2.362

Fiat				Fiat			
King Set No.	Part No.	Qty.	Position	Crankshaft Diameter	Housing Diameter	Length	Wall Thickness
39	C03/020/021/41 4.6Liter Diesel	4562 cc	110.00 X	4 cyl			39
	C03/100/70/41/2 5.0Liter Diesel	4941 cc	110.00 X	4 cyl			
			120.00				
			130.00				
CR 155CP STD/010/020/030/040/050	C4031	1 Pair		2.7505/2.7510 69.863/69.875	2.9020/2.9027 73.711/73.729	1.402 35.60	0.0745 1.892
CR4031CP STD/010/020/030	C4031	4 Pairs		2.7505/2.7510 69.863/69.875	2.9020/2.9027 73.711/73.729	1.402 35.60	0.0745 1.892
MB5571CP STD/010/020/030/040/060	M5571/1	3 Pairs	1,3,5	3.0000/3.0007 76.200/76.218	3.1742/3.1750 80.625/80.645	1.593 40.45	0.0859 2.182
	M5571/2	2 Pairs	2,4	3.0000/3.0007 76.200/76.218	3.1742/3.1750 80.625/80.645	1.199 30.45	0.0859 2.182
40	C03/100/70/41/2 4.9Liter	4941 cc	110.00 X	4 cyl			40
			130.00				
CR 155CP STD/010/020/030/040/050	C4031	1 Pair		2.7505/2.7510 69.863/69.875	2.9020/2.9027 73.711/73.729	1.402 35.60	0.0745 1.892
CR4031CP STD/010/020/030	C4031	4 Pairs		2.7505/2.7510 69.863/69.875	2.9020/2.9027 73.711/73.729	1.402 35.60	0.0745 1.892
MB5571CP STD/010/020/030/040/060	M5571/1	3 Pairs	1,3,5	3.0000/3.0007 76.200/76.218	3.1742/3.1750 80.625/80.645	1.593 40.45	0.0859 2.182
	M5571/2	2 Pairs	2,4	3.0000/3.0007 76.200/76.218	3.1742/3.1750 80.625/80.645	1.199 30.45	0.0859 2.182
41	C03 130 T D 5.4Liter Diesel	5400 cc	115.00 X	4 cyl			41
			130.00				
CR1213CP STD/010/020/030/040 -1982	C1213	1 Pair		2.8536/2.8543 72.481/72.499	3.0195/3.0202 76.695/76.713	1.374 34.90	0.0815 2.070
MB5649CP STD/010/020	M7742/1U M7742/1L	3 Pairs	1,3,5	3.1410/3.1417 79.781/79.799	3.3152/3.3160 84.206/84.226	1.671 42.45	0.0858 2.179
	M7742/2U M7742/2L	2 Pairs	2,4	3.1410/3.1417 79.781/79.799	3.3152/3.3160 84.206/84.226	1.278 32.45	0.0858 2.179
TW 235AM STD/0.25/0.5	W 235D W 235E	2 Pairs		3.4555/3.4657 87.770/88.029	4.3902/4.4002 111.511/111.765	0.000 0.00	0.1346 3.419
42	8065.24 5.5Liter Diesel Turbochargedd	5500 cc	103.00 X	6 cyl			42
			110.00				
CR 183CP STD/010/020/030/040	C 183	1 Pair		2.5089/2.5096 63.726/63.744	2.6538/2.6544 67.407/67.422	1.130 28.70	0.0715 1.816
CR 677CP STD/010/020/030	C 183	6 Pairs		2.5089/2.5096 63.726/63.744	2.6538/2.6544 67.407/67.422	1.130 28.70	0.0715 1.816
MB 172CP STD/010/020/030/040	M5122U M 172L	1 Pair		2.9995/3.0000 76.187/76.200	3.1727/3.1735 80.587/80.607	0.984 25.00	0.0855 2.172
TW 255AM STD	W 255D W 255E	1 Pair		3.3500/3.3598 85.090/85.339	4.1988/4.2047 106.650/106.799	0.000 0.00	0.1350 3.429
43	8065.04 5.5Liter Diesel	5502 cc	103.00 X	6 cyl			43
			110.00				
CR1209CP STD/010/020/030/040	C1209	1 Pair		2.3122/2.3127 58.730/58.743	2.4570/2.4575 62.408/62.421	1.126 28.60	0.0715 1.816
MB 172CP STD/010/020/030/040	M5122U M 172L	1 Pair		2.9995/3.0000 76.187/76.200	3.1727/3.1735 80.587/80.607	0.984 25.00	0.0855 2.172
TW 255AM STD	W 255D W 255E	1 Pair		3.3500/3.3598 85.090/85.339	4.1988/4.2047 106.650/106.799	0.000 0.00	0.1350 3.429

Fiat				Fiat			
King Set No.	Part No.	Qty.	Position	Crankshaft Diameter	Housing Diameter	Length	Wall Thickness
44	CP3 7.4Liter			7412 cc	110.00 X 130.00	6 cyl	44
CR 155CP STD/010/020/030/040/050	C4031	1 Pair		2.7505/2.7510 69.863/69.875	2.9020/2.9027 73.711/73.729	1.402 35.60	0.0745 1.892
CR6693CP STD/010/020	C4031	6 Pairs		2.7505/2.7510 69.863/69.875	2.9020/2.9027 73.711/73.729	1.402 35.60	0.0745 1.892
MB7007CP STD/010/020/030/040	M5571/1	3 Pairs	1,4,7	3.0000/3.0007 76.200/76.218	3.1742/3.1750 80.625/80.645	1.593 40.45	0.0859 2.182
	M5571/2	4 Pairs	2,3,5,6	3.0000/3.0007 76.200/76.218	3.1742/3.1750 80.625/80.645	1.199 30.45	0.0859 2.182
45	CP3 7.4Liter Diesel			7412 cc	110.00 X 130.00	6 cyl	45
CR 155CP STD/010/020/030/040/050	C4031	1 Pair		2.7505/2.7510 69.863/69.875	2.9020/2.9027 73.711/73.729	1.402 35.60	0.0745 1.892
CR6693CP STD/010/020	C4031	6 Pairs		2.7505/2.7510 69.863/69.875	2.9020/2.9027 73.711/73.729	1.402 35.60	0.0745 1.892
MB7007CP STD/010/020/030/040	M5571/1	3 Pairs	1,4,7	3.0000/3.0007 76.200/76.218	3.1742/3.1750 80.625/80.645	1.593 40.45	0.0859 2.182
	M5571/2	4 Pairs	2,3,5,6	3.0000/3.0007 76.200/76.218	3.1742/3.1750 80.625/80.645	1.199 30.45	0.0859 2.182
46	8360.46.415R/TC 7.7Liter			7685 cc	112.00 X 130.00	6 cyl	46
CR1215CP STD/010	C1215	1 Pair		2.8534/2.8543 72.476/72.499	3.0196/3.0204 76.698/76.718	1.370 34.80	0.0820 2.083
47	8365.05/8365.25 8.1Liter Diesel			8102 cc	115.00 X 130.00	6 cyl	47
CR1213CP STD/010/020/030/040 -1982	C1213	1 Pair		2.8536/2.8543 72.481/72.499	3.0195/3.0202 76.695/76.713	1.374 34.90	0.0815 2.070
MB7742CP STD/010/020/030	M7742/1U M7742/1L	3 Pairs	1,4,7	3.1410/3.1417 79.781/79.799	3.3152/3.3160 84.206/84.226	1.671 42.45	0.0858 2.179
	M7742/2U M7742/2L	4 Pairs	2,3,5,6	3.1410/3.1417 79.781/79.799	3.3152/3.3160 84.206/84.226	1.278 32.45	0.0858 2.179
TW 235AM STD/0.25/0.5	W 235D W 235E	2 Pairs		3.4555/3.4657 87.770/88.029	4.3902/4.4002 111.511/111.765	0.000 0.00	0.1346 3.419
48	8365.05 8.1Liter			8102 cc	115.00 X 130.00	6 cyl	48
CR1213CP STD/010/020/030/040 -1982	C1213	1 Pair		2.8536/2.8543 72.481/72.499	3.0195/3.0202 76.695/76.713	1.374 34.90	0.0815 2.070
MB7742CP STD/010/020/030	M7742/1U M7742/1L	3 Pairs	1,4,7	3.1410/3.1417 79.781/79.799	3.3152/3.3160 84.206/84.226	1.671 42.45	0.0858 2.179
	M7742/2U M7742/2L	4 Pairs	2,3,5,6	3.1410/3.1417 79.781/79.799	3.3152/3.3160 84.206/84.226	1.278 32.45	0.0858 2.179
TW 235AM STD/0.25/0.5	W 235D W 235E	2 Pairs		3.4555/3.4657 87.770/88.029	4.3902/4.4002 111.511/111.765	0.000 0.00	0.1346 3.419
49	220 9.2Liter			9161 cc	120.00 X 135.00	6 cyl	49
	8205.02 9.8Liter			9819 cc	122.00 X 140.00	6 cyl	
CR1319CP STD/010/020/030/040	C6763	1 Pair		2.9508/2.9516 74.950/74.971	3.0986/3.0993 78.704/78.722	1.331 33.80	0.0724 1.839
TW 240AM STD	W 240E W 240D	2 Pairs		4.0800/4.0804 103.632/103.642	4.7200/4.7300 119.888/120.142	0.000 0.00	0.0930 2.362

Fiat				Fiat			
King Set No.	Part No.	Qty.	Position	Crankshaft Diameter	Housing Diameter	Length	Wall Thickness
50	220/8200.01 D 9.2Liter Diesel	9161 cc	120.00 X	6 cyl			50
	8205.02 9.8Liter, Diesel	9819 cc	122.00 X	6 cyl			
			135.00				
			140.00				
CR1319CP STD/010/020/030/040	C6763	1 Pair		2.9508/2.9516 74.950/74.971	3.0986/3.0993 78.704/78.722	1.331 33.80	0.0724 1.839
TW 240AM STD	W 240E W 240D	2 Pairs		4.0800/4.0804 103.632/103.642	4.7200/4.7300 119.888/120.142	0.000 0.00	0.0930 2.362
51	8215.02 13.8Liter Diesel	13798 cc	137.00 X	6 cyl			51
			156.00				
CR6633CP STD/010/020/030	C6633	6 Pairs		3.3351/3.3360 84.712/84.734	3.4835/3.4844 88.481/88.504	1.623 41.22	0.0723 1.836
CR6721CP STD/010/020	C6721	6 Pairs		3.3351/3.3360 84.712/84.734	3.4835/3.4844 88.481/88.504	1.584 40.22	0.0723 1.836
MB 791CP STD/010/020/030	M 791/1U M 791/1L	1 Pair	1	4.0503/4.0512 102.878/102.900	4.2510/4.2520 107.975/108.001	1.472 37.40	0.0982 2.494
	M 791/4U M 791/4L	1 Pair	4	4.0503/4.0512 102.878/102.900	4.2510/4.2520 107.975/108.001	2.122 53.90	0.0982 2.494
	M 791/2U M 791/2L	4 Pairs	2,3,5,6	4.0503/4.0512 102.878/102.900	4.2510/4.2520 107.975/108.001	1.370 34.80	0.0982 2.494
	M 791/7U M 791/1L	1 Pair	7	4.0503/4.0512 102.878/102.900	4.2510/4.2520 107.975/108.001	1.472 37.40	0.0982 2.494
52	8215.02 13.8Liter	13798 cc	137.00 X	6 cyl			52
			156.00				
CR6633CP STD/010/020/030	C6633	6 Pairs		3.3351/3.3360 84.712/84.734	3.4835/3.4844 88.481/88.504	1.623 41.22	0.0723 1.836
CR6721CP STD/010/020	C6721	6 Pairs		3.3351/3.3360 84.712/84.734	3.4835/3.4844 88.481/88.504	1.584 40.22	0.0723 1.836
MB 791CP STD/010/020/030	M 791/1U M 791/1L	1 Pair	1	4.0503/4.0512 102.878/102.900	4.2510/4.2520 107.975/108.001	1.472 37.40	0.0982 2.494
	M 791/4U M 791/4L	1 Pair	4	4.0503/4.0512 102.878/102.900	4.2510/4.2520 107.975/108.001	2.122 53.90	0.0982 2.494
	M 791/2U M 791/2L	4 Pairs	2,3,5,6	4.0503/4.0512 102.878/102.900	4.2510/4.2520 107.975/108.001	1.370 34.80	0.0982 2.494
	M 791/7U M 791/1L	1 Pair	7	4.0503/4.0512 102.878/102.900	4.2510/4.2520 107.975/108.001	1.472 37.40	0.0982 2.494
53	8280.02 17.2Liter	17174 cc	145.00 X	8 cyl			53
			130.00				
CR1212CP STD/010/020	C 877	1 Pair		3.7094/3.7103 94.219/94.242	3.8563/3.8572 97.950/97.973	1.329 33.75	0.0716 1.819
MB 178CP STD/010/020	M5016U M5016L	1 Pair		4.4478/4.4486 112.974/112.994	4.6457/4.6465 118.001/118.021	1.595 40.50	0.0972 2.469

Engine Index: Ford

Engine-Code	Years	Cyl	CC	Line
58CI TKA/W, TLA 1.0Liter OHV, 8 Valves, Gasoline	05/1976 - 11/1986	4	957	1
58CI TKB 1.0Liter OHV, 8 Valves, Gasoline	03/1983 - 12/1995	4	957	1
61CI TLB 1.0Liter HCS 1V, OHV, 8 Valves, Gasoline	01/1989 - 01/1997	4	999	2
67CI G2 1.1Liter OHV, 8 Valves, Gasoline	01/1968 - 07/1981	4	1098	3
67CI 1.1Liter OHV		4	1100	4
68CI GLA/W 1.2Liter OHV, 8 Valves, Gasoline	05/1976 - 08/1983	4	1117	1
68CI GMA, GLB, GPA 1.2Liter OHV, 8 Valves, Gasoline	09/1980 - 07/1986	4	1117	5
68CI GLC,GSF 1.2Liter OHV, 8 Valves, Gasoline	09/1983 - 11/1989	4	1117	1
68CI GUD 1.2Liter OHV, 8 Valves, Diesel	01/1989 - 01/1997	4	1118	2
76CI DHA/B/C/D/E/F/G 1.3Liter Zetec-SE SEFI, DOHC, 16 Valves,	08/1995 - 01/2002	4	1242	6
1300 Tipo R.8		4	1289	7
79CI JCC 1.3Liter SOHC/OHC, 8 Valves, Diesel	07/1979 - 08/1982	4	1294	8
79CI JCT 1.3Liter OHV, 8 Valves, Diesel	08/1982 - 02/1987	4	1294	8
79CI 1.3Liter SOHC, 8 Valves, vin H,K, Gasoline	01/1988 - 12/1997	4	1295	9
79CI J3E 1.3Liter OHV, 8 Valves, Gasoline	05/1976 - 08/1983	4	1297	3
79CI J4B 1.3Liter SOHC/OHC, 8 Valves, Gasoline	07/1990 - 02/1999	4	1297	10
79CI J4C, JJA 1.3Liter Endura-E SEFI, 8 Valves, Gasoline	08/1995 - 11/2008	4	1297	10
1300 CHT		4	1341	7
1400 T.C		4	1372	7
85CI FHD 1.4Liter Zetec-SE SEFI, DOHC, 16 Valves, Gasoline	08/1995 - 06/2002	4	1388	6
85CI FXDA 1.4Liter Zetec-SE SFI, DOHC, 16 Valves, Gasoline	10/1998 - 03/2005	4	1388	6
85CI FXJA 1.4Liter DOHC, 16 Valves, Gasoline	11/2001 -	4	1388	6
85CI F6A 1.4Liter CVH CFI, SOHC/OHC, 8 Valves, Gasoline	09/1983 - 10/1990	4	1392	11
85CI FUA 1.4Liter CVH 2V, SOHC/OHC, 8 Valves, Gasoline	10/1985 - 10/1990	4	1392	11
85CI FUG 1.4Liter SOHC/OHC, 8 Valves, Gasoline	01/1989 - 08/2000	4	1392	11
1600 T.C		4	1555	7
95CI HHJA 1.6Liter DOHC, 16 Valves, Diesel Turbocharged	11/2001 -	4	1560	12
95CI G8DA 1.6Liter DOHC, 16 Valves, Diesel Turbocharged	10/2003 - 03/2007	4	1560	12
97CI LCS/T, LSD 1.6Liter SOHC/OHC, 8 Valves, Gasoline	08/1982 - 02/1987	4	1593	13
97CI LSE 1.6Liter OHC 2V, SOHC/OHC, 8 Valves, Gasoline	01/1987 - 03/1993	4	1593	13
97CI LCJ 1.6Liter SOHC/OHC, 8 Valves, Gasoline	10/1962 - 07/1982	4	1594	13
97CI 4RB 1.6Liter SOHC/OHC, 8 Valves, Gasoline	01/1977 - 04/1987	4	1594	13
97CI LAT 1.6Liter SOHC/OHC, 8 Valves, Gasoline	09/1985 - 09/1992	4	1594	13
97CI FYJA 1.6Liter Duratec-16V, DOHC, 16 Valves, Gasoline	04/2004 -	4	1596	14
97CI LNB 1.6Liter CVH FI, SOHC/OHC, 8 Valves, Gasoline Turbocharged	10/1985 - 10/1990	4	1597	11
97CI L1E/F/G/H/J/K/L/N/Q 1.6Liter Zetec SEFI, DOHC, 16 Valves, Gasoline	01/1989 - 09/2001	4	1597	15
98CI Mazda BD-ZE 1.6Liter DOHC, 16 Valves, vin Z, Gasoline	01/1990 - 12/1994	4	1597	16
98CI Mazda B6-T 1.6Liter DOHC, 16 Valves, vin 6, Gasoline Turbocharged	01/1990 - 12/1994	4	1597	16
98CI LJF 1.6Liter CVH EFI, SOHC/OHC, 8 Valves, Gasoline	07/1990 - 10/1994	4	1597	11
97CI FYDD 1.6Liter Zetec-SE SFI, DOHC, 16 Valves, Gasoline	10/1998 - 03/2005	4	1597	14
98CI 1.6Liter SOHC, 8 Valves, vin 2,4,5, Gasoline	01/1981 - 12/1985	4	1598	17
98CI 1.6Liter SOHC, 8 Valves, vin 8, Gasoline Turbocharged	01/1984 - 12/1985	4	1598	17
98CI Mazda B6 1.6Liter SOHC, 8 Valves, vin 5,7, Gasoline	01/1987 - 12/1989	4	1598	16
98CI 2737E 1.6Liter OHV, 8 Valves, vin L,W, Gasoline	01/1971 - 12/1973	4	1599	4
98CI 3036E 1.6Liter OHV, 8 Valves, Gasoline	01/1978 - 12/1980	4	1599	18
98CI LTA 1.1Liter SOHC/OHC, 8 Valves, Diesel	09/1980 - 12/1995	4	1608	19
102CI MHA 1.7Liter Zetec-S VCT SFI, DOHC, 16 Valves, Gasoline	03/1997 - 06/2002	4	1679	6
102CI MHB 1.7Liter Zetec-S VCT SFI, _DOHC, 16 Valves, Gasoline	03/1997 - 06/2002	4	1679	15
107CI RTC 1.8Liter SOHC/OHC, 8 Valves, Diesel	03/1983 - 01/1997	4	1753	22
107CI RFA 1.8Liter Diesel 1.8 T, SOHC/OHC, 8 Valves, Diesel	01/1987 - 03/1993	4	1753	21
107CI RTA,RTB 1.8Liter SOHC, 8 Valves, Diesel	07/1988 - 07/1990	4	1753	20
107CI RTC,RTD 1.8Liter SOHC, 8 Valves, Diesel	03/1989 - 12/1996	4	1753	20
107CI RTE 1.8Liter SOHC, 8 Valves, Diesel	07/1990 - 12/1994	4	1753	20
107CI RTF 1.8Liter SOHC/OHC, 8 Valves, Diesel	07/1990 - 02/1999	4	1753	22
107CI RFD 1.8Liter Diesel -TCI, SOHC/OHC, 8 Valves, Diesel	07/1990 - 09/2002	4	1753	21
107CI RFS 1.8Liter Endura-DE (TCI), SOHC/OHC, 8 Valves, Diesel	09/1992 - 08/1996	4	1753	21
107CI RTK,RTJ 1.8Liter SOHC, 8 Valves, Diesel	11/1995 - 06/2001	4	1753	20
107CI RTJ 1.8Liter Endura-DE, SOHC/OHC, 8 Valves, Diesel	03/1996 -	4	1753	22
107CI BHDA 1.8Liter Endura-DI, SOHC/OHC, 8 Valves, Diesel	10/1998 - 03/2005	4	1753	21
108CI R6A 1.8Liter SOHC/OHC, 8 Valves, Gasoline	01/1987 - 03/1993	4	1769	23
110CI Mazda VB 1.8Liter SOHC, 8 Valves, Gasoline	01/1972 - 12/1978	4	1796	24
110CI REB 1.8Liter OHC 2V, SOHC/OHC, 8 Valves, Gasoline	08/1982 - 02/1987	4	1796	13

Engine-Code	Years	Cyl	CC	Line
110CI R2A, REC/D/F 1.8Liter OHC 2V, SOHC/OHC, 8 Valves, Gasoline	04/1985 - 12/1994	4	1796	13
110CI RDB/RQC 1.8Liter Zetec SEFI, DOHC, 16 Valves, Gasoline	01/1989 - 01/1997	4	1796	15
110CI RDA/RQB 1.8Liter Zetec SEFI, DOHC, 16 Valves, Gasoline	07/1990 - 08/2000	4	1796	15
110CI RKA/B/F/H/J/K 1.8Liter Zetec-E SEFI, DOHC, 16 Valves, Gasoline	01/1993 - 11/2000	4	1796	15
110CI EYDB/C/D/E/F/G/I/J/L 1.8Liter DOHC, 16 Valves, Gasoline	10/1998 - 03/2005	4	1796	15
V6		6	1812	25
112CI Mazda BP-ZE 1.8Liter DOHC, 16 Valves, vin 8, Gasoline	01/1991 - 12/1996	4	1839	16
114CI 1.9Liter SOHC, 8 Valves, vin 9,J, Gasoline	01/1985 - 12/1986	4	1868	27
114CI 1.9Liter SOHC, 8 Valves, vin 9,J, Gasoline	01/1987 - 12/1996	4	1868	26
AHU 1.9Liter SOHC/OHC, 8 Valves, Diesel Turbocharged	02/1988 - 03/2010	4	1896	28
1Z 1.9Liter 2 Valves, Diesel	07/1993 - 03/1997	4	1896	28
119.7CI 2.0Liter		3	1960	29
121CI 2.0Liter DURATEC, DOHC, 16 Valves, vin N, Gasoline	01/2004 - 12/2009	4	1982	30
121CI NGA L NGA 2.0Liter, Zetec-E SEFI, DOHC, 16 Valves, Gasoline		4	1988	15
121CI EDDBA/B/C/D 2.0Liter Zetec-E SFI, DOHC, 16 Valves, Gasoline	08/1998 - 03/2005	4	1988	15
121CI EDDB 2.0Liter Zetec-E SFI, DOHC, 16 Valves, Gasoline	09/2002 - 04/2005	4	1988	15
121CI 2.0Liter SOHC, 8 Valves, vin C, Gasoline	01/1983 - 12/1988	4	1989	32
121CI 2.0Liter ZETEC, DOHC, 16 Valves, vin 3,5,B,Z, Gasoline	01/1995 - 12/2004	4	1989	31
121CI 2.0Liter SOHC, 8 Valves, vin P, Gasoline	01/1997 - 12/2004	4	1989	26
122CI Mazda FS-DE 2.0Liter DOHC, 16 Valves, vin A, Gasoline	01/1993 - 12/1997	4	1991	33
122CI NE,NEE/G 2.0Liter SOHC/OHC, 8 Valves, Gasoline	01/1970 - 07/1981	4	1993	13
122CI 2.0Liter SOHC, 8 Valves, vin X, Gasoline	01/1971 - 12/1974	4	1993	34
122CI NEK/P/N/T 2.0Liter SOHC/OHC, 8 Valves, Gasoline	01/1977 - 04/1987	4	1993	13
122CI NEN 2.0Liter SOHC/OHC, 8 Valves, Gasoline	01/1977 - 04/1987	4	1993	13
122CI NEL 2.0Liter SOHC/OHC, 8 Valves, Gasoline	04/1985 - 09/1994	4	1993	13
122CI N4A/I 2.0Liter OHC EFI, SOHC/OHC, 8 Valves, Gasoline	01/1987 - 03/1993	4	1993	13
AZBA 2.0Liter Diesel Supercharged Intercooler		4	1997	35
N7BB 2.0Liter Diesel Supercharged Intercooler		4	1997	35
LPBA 2.0Liter Diesel Supercharged Intercooler		4	1997	35
N7BA 2.0Liter Diesel Supercharged		4	1998	35
SDBA 2.0Liter Diesel Supercharged		4	1998	35
D3FA 2.0Liter Diesel		4	1998	35
D5BA 2.0Liter Diesel Supercharged		4	1998	35
D6BA 2.0Liter DOHC, Diesel		4	1998	35
F3FA 2.0Liter Diesel Supercharged		4	1998	35
F1FA 2.0Liter Diesel Supercharged		4	1998	35
FMBA 2.0Liter Diesel Supercharged		4	1998	35
HJBA 2.0Liter Diesel Supercharged Intercooler		4	1998	35
HJBB 2.0Liter Diesel Supercharged Intercooler		4	1998	35
HJBC 2.0Liter Diesel Supercharged Intercooler		4	1998	35
ABFA 2.0Liter Diesel Supercharged Intercooler		4	1998	35
122CI N8C 2.0Liter DOHC, 8 Valves, Gasoline		4	1998	36
20M-TS		6	1998	38
122CI Mazda RF 2.0Liter SOHC, 8 Valves, vin H, Diesel	01/1984 - 12/1987	4	1998	37
122CI N9F 2.0Liter DOHC, 8 Valves, Gasoline	04/1985 - 12/1994	4	1998	36
122CI N7A 2.0Liter DOHC, 16 Valves, Gasoline	07/1990 - 08/1998	4	1998	36
122CI NSD 2.0Liter DOHC, 8 Valves, Gasoline	03/1995 - 05/2006	4	1998	36
121CI Mazda MB 2.0Liter SOHC 8 Valves		4	2000	24
133CI 2.2Liter SOHC, 12 Valves, vin C, Gasoline	01/1989 - 12/1992	4	2179	39
133CI 2.2Liter SOHC, 12 Valves, vin L, Gasoline Turbocharged	01/1989 - 12/1992	4	2179	39
134CI 2.2Liter LPG		4	2194	40
P8FB 2.2Liter Diesel Supercharged		4	2198	35
PGFA 2.2Liter Diesel Supercharged Intercooler		4	2198	35
QVFA 2.2Liter Diesel Supercharged		4	2198	35
QWFA 2.2Liter Diesel Supercharged		4	2198	35
SRFA 2.2Liter Diesel Supercharged Intercooler		4	2198	35
SRFB 2.2Liter Diesel Supercharged Intercooler		4	2198	35
SRFC 2.2Liter Diesel Supercharged Intercooler		4	2198	35
SRFD 2.2Liter Diesel Supercharged Intercooler		4	2198	35
SRFE 2.2 Liter, 16 Valves, Diesel Supercharged		4	2198	35
QJBA 2.2Liter Diesel Supercharged Intercooler		4	2198	35
QJBB 2.2Liter Diesel Supercharged Intercooler		4	2198	35
HF23		6	2293	25
140CI 2.3Liter SOHC, 8 Valves, vin A,Y, Gasoline	01/1974 - 12/1988	4	2294	32
140CI 2.3Liter SOHC, 8 Valves, vin T,W, Gasoline Turbocharged	01/1979 - 12/1988	4	2294	32
140CI 2.3Liter HSC, OHV, 8 Valves, vin R,S,X, Gasoline	01/1984 - 12/1985	4	2294	41

Engine-Code	Years	Cyl	CC	Line
140CI 2.3Liter HSC, OHV, 8 Valves, vin R,S,X, Gasoline	01/1986 - 12/1994	4	2294	44
140CI 2.3Liter SOHC, 8 Valves, vin W, Gasoline Turbocharged	01/1989 - 12/1990	4	2294	43
140CI 2.3Liter SOHC, 8 Valves, vin A,M, Gasoline	01/1989 - 12/1997	4	2294	43
140CI 2.3Liter DURATEC, DOHC, 16 Valves, vin D,Z, Gasoline	01/2001 - 12/2009	4	2294	42
140CI 2.3Liter DURATEC, DOHC, 16 Valves, vin H, Electric/Gas	01/2005 - 12/2008	4	2294	42
140CI 2.3Liter SOHC, 8 Valves, Diesel Turbocharged	01/1985 - 12/1987	4	2300	45
152CI STP 2.3Liter OHV, 8 Valves, Diesel	08/1977 - 08/1985	4	2304	46
152CI STR 2.3Liter OHV, 8 Valves, Diesel	04/1985 - 12/1994	4	2304	46
152CI SFB 2.3Liter 8 Valves, Diesel Turbocharged	04/1985 - 12/1994	4	2304	46
152CI YTR 2.3Liter SOHC/OHC, 8 Valves, Diesel	01/1987 - 03/1993	4	2304	46
144CI 2.4Liter OHV		6	2358	49
144CI 2.4Liter OHV, 12 Valves, vin D,S, Gasoline	01/1960 - 12/1964	6	2358	48
144CI 4AA 2.4Liter OHV, 8 Valves, Diesel	01/1977 - 10/1986	4	2358	47
144CI 2.4Liter Diesel		4	2400	40
FXFA 2.4Liter Diesel Supercharged		4	2402	50
H9FA 2.4Liter Diesel Supercharged Intercooler		4	2402	50
H9FB 2.4Liter Diesel Supercharged Intercooler		4	2402	50
H9FD 2.4Liter Diesel Supercharged Intercooler		4	2402	50
JXFA 2.4Liter Diesel Supercharged Intercooler		4	2402	50
JXFC 2.4Liter Diesel Supercharged Intercooler		4	2402	50
PHFA 2.4Liter Diesel Supercharged Intercooler		4	2402	50
PHFC 2.4Liter Diesel Supercharged Intercooler		4	2402	50
D2FA 2.4Liter Diesel		4	2402	35
D2FB 2.4Liter Diesel Supercharged		4	2402	35
D4FA 2.4Liter Diesel Supercharged		4	2402	35
DOFA 2.4Liter Diesel Supercharged Intercooler		4	2402	35
F4FA 2.4Liter Diesel Supercharged Intercooler		4	2402	35
147CI D2FE 2.4Liter Duratorq DI, DOHC, 16 Valves, Diesel Turbocharged	01/2000 - 05/2006	4	2402	35
2603E		6	2495	51
152CI 4AB 2.5Liter OHV, 8 Valves, Diesel	01/1977 - 09/1992	4	2496	52
152CI 4DA 2.5Liter OHV, 8 Valves, Diesel Turbocharged	01/1991 - 08/1994	4	2496	52
152CI 4GB 2.5Liter OHV, 8 Valves, Diesel Turbocharged	01/1991 - 12/2000	4	2496	53
152CI 4ED 2.5Liter OHV, 8 Valves, Diesel Turbocharged	06/1994 - 07/2000	4	2496	52
152CI 4HB 2.5Liter OHV, 8 Valves, Diesel	06/1994 - 12/2000	4	2496	52
152CI Mazda KL-ZE 2.5Liter DOHC, 24 Valves, vin B, Gasoline	01/1993 - 12/1997	6	2497	54
WL 2.5Liter SOHC, 8 Valves, Diesel Turbocharged	01/1996 -	4	2499	55
WLT 2.5Liter SOHC, Diesel	01/1999 - 12/2006	4	2499	55
3.152/A3.152 D Diesel		3	2500	56
153CI 2.5Liter HSC, OHV, 8 Valves, vin N, Gasoline	01/1986 - 12/1991	4	2507	57
153CI 2.5Liter SOHC, 8 Valves, vin C, Gasoline	01/1998 - 12/2001	4	2507	58
155CI 2.5Liter DURATEC, DOHC, 24 Valves, vin G,L, Gasoline	01/1995 - 12/2002	6	2540	59
V6		6	2551	25
156CI 2.6Liter OHV, 12 Valves, vin U, Gasoline	01/1972 - 12/1973	6	2551	60
32D Diesel		3	2590	61
158CI 2.6Liter LPG		3	2600	62
170CI 2.8Liter OHV		6	2784	49
170CI 2.8Liter OHV, 12 Valves, vin U, Gasoline	01/1961 - 12/1972	6	2786	48
171CI 2.8Liter OHV, 12 Valves, vin Z, Gasoline	01/1974 - 12/1979	6	2792	66
170CI PRD 2.8Liter OHV, 12 Valves, Gasoline	08/1977 - 08/1985	6	2792	64
170CI PRN 2.8Liter OHV, 12 Valves, Gasoline	08/1977 - 04/1987	6	2792	64
170CI PRT 2.8Liter OHV, 12 Valves, Gasoline	08/1982 - 02/1987	6	2792	64
171CI 2.8Liter OHV, 12 Valves, vin S, Gasoline	01/1983 - 12/1986	6	2792	63
170CI PRE 2.8Liter OHV, 12 Valves, Gasoline	04/1985 - 09/1994	6	2792	64
170CI AAA 2.8Liter DOHC, 12 Valves, Gasoline	05/1995 - 03/2010	6	2792	65
172CI 2.8Liter LPG		4	2817	40
40D Diesel		3	2870	61
32D Diesel		3	2870	61
175CI 2.9Liter LPG		3	2900	62
177CI 2.9Liter OHV, 12 Valves, vin V, Gasoline	01/1986 - 12/1989	6	2900	68
177CI 2.9Liter OHV, 12 Valves, vin T, Gasoline	01/1990 - 12/1992	6	2900	67
177CI 2.9Liter V6 Injection		6	2933	69
182CI 3.0Liter VULCAN, OHV, 12 Valves, vin 1,2,U, Gasoline	01/1986 - 12/2008	6	2982	70
181CI 3.0Liter SOHC, 12 Valves, vin 1,W, Gasoline	01/1993 - 12/1998	6	2982	71
181CI 3.0Liter DURATEC, DOHC, 24 Valves, vin 1,S, Gasoline	01/1996 - 12/2006	6	2982	59
3012E		6	2994	51
183CI 3.0Liter Diesel		3	3000	62









Engine-Code	Years	Cyl	CC	Line
192CI 3.2Liter LPG		4	3145	40
BSD 332 Diesel		3	3147	61
192CI 3.2Liter LPG		3	3200	62
E1ADKN-B 3.2 Liter		4	3260	72
200CI 3.3Liter SOHC, 12 Valves, vin T, Gasoline	01/1999 - 12/2002	6	3275	71
200CI 3.3Liter OHV		8	3276	73
200CI 3.3Liter OHV, 12 Valves, Gasoline		6	3277	74
200CI 3.3Liter OHV, 12 Valves, vin T, Gasoline	01/1963 - 12/1964	6	3277	48
200CI 3.3Liter OHV, 12 Valves, vin T, Gasoline	01/1965 - 12/1975	6	3277	76
200CI 3.3Liter OHV, 12 Valves, vin B,T,X, Gasoline	01/1976 - 12/1983	6	3277	75
BSD 333H Diesel Direct Injection		3	3294	61
BSD 333 Diesel		3	3294	61
201 CU. IN. D Diesel		3	3294	61
201CI 3.3Liter LPG		3	3300	62
Ford 200cu.in		6	3300	77
592E 3.6 Liter		4	3610	72
220CI 3.6Liter Dagenham, OHV, 8 Valves, vin 4, Diesel	01/1960 - 12/1966	4	3611	78
221CI 3.6Liter OHV		8	3619	79
221CI 3.6Liter OHV, 16 Valves, vin L, Gasoline	01/1962 - 12/1963	8	3622	80
233CI 3.8Liter LPG		4	3800	81
232CI 3.8Liter OHV, 12 Valves, vin 3,4,C, Gasoline	01/1982 - 12/1995	6	3801	82
232CI 3.8Liter OHV, 12 Valves, vin R, Gasoline Supercharged	01/1989 - 12/1995	6	3801	84
232CI 3.8Liter OHV, 12 Valves, vin 4, Gasoline	01/1996 - 12/2004	6	3801	83
256 CU.IN.D Diesel		4	3820	85
56G		4	3820	85
240CI 3.9Liter OHV		6	3900	86
238CI 3.9Liter OHV, 12 Valves, vin 6, Gasoline	01/2004 - 12/2007	6	3900	83
239CI 3.9Liter OHV		8	3914	87
239CI 3.9Liter OHV, 16 Valves, vin U, Gasoline	01/1954 - 12/1955	8	3917	88
240CI 4.0Liter Dorset		4	3931	89
2701E,2706E D Diesel Vertical, Inclined		4	3933	91
240CI 3.9Liter OHV, 12 Valves, vin 1,A,B,E,J,V, Gasoline	01/1965 - 12/1974	6	3933	90
242CI 4.0Liter Diesel Dorset		4	3963	89
Ford EL 4L		6	3988	92
245CI 4.0Liter OHV, 12 Valves, vin X, Gasoline	01/1990 - 12/2000	6	4014	94
245CI 4.0Liter SOHC, 12 Valves, vin E,N, Gasoline	01/1997 - 12/2010	6	4014	93
245CI 4.0Liter SOHC, 12 Valves, vin K, Flex	01/2002 - 12/2010	6	4014	93
250CI 4.1Liter OHV, 12 Valves, vin C,L, Gasoline	01/1969 - 12/1980	6	4096	95
Ford 250cu.in		6	4100	77
250CI 4.1Liter OHV		6	4100	96
DOVER 90 Diesel		4	4149	91
254CI 4.2Liter Diesel Dorset		4	4160	89
2711E/2712E D Diesel		4	4162	91
255CI 4.2Liter OHV, 16 Valves, vin D, Gasoline	01/1980 - 12/1982	8	4178	80
256CI 4.2Liter OHV		8	4193	87
BSD442 4.2Liter		4	4195	97
256 CU. IN. D Diesel		4	4195	85
256CI 4.2Liter TRITON, OHV, 12 Valves, vin 2, Gasoline	01/1997 - 12/2008	6	4195	83
256 CU.IN.D Turbochargedd, Diesel		4	4196	98
256CI 4.2Liter OHV, 16 Valves, vin P, Gasoline	01/1954 - 12/1954	8	4196	88
256CI 4.2Liter LPG		4	4200	81
260CI 4.3Liter OHV		8	4258	79
260CI 4.3Liter OHV, 16 Valves, vin F, Gasoline	01/1962 - 12/1965	8	4261	80
268		6	4382	99
BSD444, BSD444T 4.4Liter		4	4385	97
BSD 444T 4.4Liter		4	4392	100
BSD 444T Turbochargedd 268 cu.in, Diesel		4	4392	98
BSD 444 Diesel Direct Injection		4	4392	85
272CI 4.5Liter OHV		8	4455	87
272CI 4.5Liter OHV, 16 Valves, vin B,M,U, Gasoline	01/1955 - 12/1958	8	4458	88
281CI 4.6Liter ROMEO, W/ CAST IRON BLOCK, SOHC, 16 Valves, vin	01/1991 - 12/1992	8	4604	103
281CI 4.6Liter WINDSOR, SOHC, 16 Valves, vin 6,W,X, Gasoline	01/1993 - 12/2010	8	4604	104
281CI 4.6Liter TRITON ,ROMEO W/ ALUMINUM BLOCK, SOHC, 16	01/1993 - 12/2010	8	4604	102
281CI 4.6Liter IN TECH, DOHC, 32 Valves, vin H,V, Gasoline	01/1993 - 12/2010	8	4604	101
281CI 4.6Liter ROMEO W/ CAST IRON BLOCK, SOHC, 16 Valves, vin	01/1993 - 12/2010	8	4604	106
281CI 4.6Liter ROMEO W/ CAST IRON BLOCK, SOHC, 16 Valves, vin 9,	01/1995 - 12/2005	8	4604	106

Engine-Code	Years	Cyl	CC	Line
281CI 4.6Liter DOHC, 32 Valves, vin R,V, Gasoline	01/1996 - 12/2004	8	4604	101
281CI 4.6Liter TRITON, WINDSOR, SOHC, 16 Valves, vin 6, LPG	01/1997 - 12/1998	8	4604	104
281CI 4.6Liter TRITON, WINDSOR, SOHC, 16 Valves, vin 6,W,X, Gasoline	01/1997 - 12/2010	8	4604	104
281CI 4.6Liter DOHC, 32 Valves, vin Y, Gasoline Supercharged	01/2003 - 12/2004	8	4604	101
281CI 4.6Liter SOHC, 24 Valves, vin 8,H, Gasoline	01/2005 - 12/2010	8	4604	105
281CI 4.6Liter W/ CAST IRON BLOCK, SOHC, 16 Valves, vin V, Gasoline	01/2006 - 12/2010	8	4604	106
281CI 4.6Liter TRITON, SOHC, 24 Valves, vin 8, Gasoline	01/2009 - 12/2010	8	4604	105
289CI 4.7Liter W/ A4 TRANS., OHV, 16 Valves, vin A,C,D, Gasoline	01/1963 - 12/1964	8	4727	107
289CI 4.7Liter OHV, 16 Valves, vin K, Gasoline	01/1963 - 12/1968	8	4727	107
289CI 4.7Liter w/ A4 TRANS., OHV, 16 Valves, vin A,C,D, Gasoline	01/1965 - 12/1968	8	4727	80
289CI 4.7Liter OHV		8	4733	79
292CI 4.8Liter OHV		8	4782	87
292CI 4.8Liter OHV, 16 Valves, vin C,D,M,P,W, Gasoline	01/1955 - 12/1964	8	4786	88
300CI 4.9Liter OHV		6	4900	86
300CI 4.9Liter OHV, 12 Valves, vin 9,B,E,K,Y,Z, Gasoline	01/1965 - 12/1996	6	4916	90
302CI 5.0Liter OHV, 16 Valves, vin B,C,D,E,F,G,J,M,N,P,T,Y, Gasoline	01/1968 - 12/2001	8	4948	80
302CI 5.0Liter OHV, 16 Valves, vin E,D, Gasoline	01/1982 - 12/1995	8	4948	80
302CI 5.0Liter OHV, 16 Valves, vin G, Gasoline	01/1969 - 12/1971	8	4949	107
302CI 5.0Liter 99FR, DOHC, 32 Valves, vin F, Gasoline	01/2011 - 12/2011	8	4951	108
302CI 5.0Liter OHV		8	5000	79
330CI 5.4Liter Dagenham Diesel		6	5405	109
330CI 5.4Liter OHV, 16 Valves, Gasoline	01/1964 - 12/1978	8	5407	110
330CI 5.4Liter TRITON, WINDSOR, SOHC, 16 Valves, vin M, Gasoline	01/1997 - 12/2005	8	5407	111
330CI 5.4Liter TRITON, WINDSOR, SOHC, 16 Valves, vin L,Z, Gasoline	01/1997 - 12/2010	8	5407	111
330CI 5.4Liter TRITON, WINDSOR, SOHC, 16 Valves, vin 3, Gasoline	01/1999 - 12/2004	8	5407	111
330CI 5.4Liter TRITON, WINDSOR, SOHC, 24 Valves, vin 5,V, Gasoline	01/2004 - 12/2010	8	5407	111
330CI 5.4Liter IN TECH, DOHC, 32 Valves, vin A,R, Gasoline	01/1999 - 12/2004	8	5408	111
2708E,2703E D Diesel Inclined, Vertical		6	5409	113
330CI 5.4Liter DOHC, 32 Valves, vin S, Gasoline Supercharged	01/2005 - 12/2009	8	5409	112
332CI 5.4Liter OHV, 16 Valves, vin B,G, Gasoline	01/1958 - 12/1959	8	5441	114
OM 352.937 5.7Liter 2 Valves, Diesel	12/1986 -	6	5675	115
351CI 5.8Liter MODIFIED, OHV, 16 Valves, vin H, Gasoline	01/1975 - 12/1976	8	5751	117
351CI 5.8Liter MODIFIED, OHV, 16 Valves, vin G,H, Gasoline	01/1977 - 12/1982	8	5751	116
351CI 5.8Liter WINDSOR, OHV, 16 Valves, vin H,M, Gasoline	01/1969 - 12/1976	8	5752	120
351CI 5.8Liter CLEVELAND, OHV, 16 Valves, vin H,M,Q, Gasoline	01/1970 - 12/1974	8	5752	119
351CI 5.8Liter CLEVELAND, C,J, OHV, 16 Valves, vin Q, Gasoline	01/1971 - 12/1972	8	5752	119
351CI 5.8Liter WINDSOR, OHV, 16 Valves, vin G,H, Gasoline	01/1977 - 12/1998	8	5752	118
352CI 5.8Liter OHV		8	5765	121
352CI 5.8Liter OHV, 16 Valves, vin H,R,X,Y, Gasoline Turbocharged	01/1958 - 12/1963	8	5769	114
352CI 5.8Liter OHV, 16 Valves, vin D,X, Gasoline	01/1964 - 12/1967	8	5769	110
351W 5.8Liter OHV		8	5800	122
360CI 5.9Liter Diesel Dorset		6	5896	123
2704E,2709E D Diesel Vertical,Inclined		6	5899	124
359CI 5.9Liter OHV		8	5900	110
360CI 5.9Liter OHV, 16 Valves, vin H,Y, Gasoline	01/1968 - 12/1976	8	5900	110
361CI 5.9Liter OHV, 16 Valves, Gasoline	01/1958 - 12/1959	8	5917	114
361CI 5.9Liter OHV, 16 Valves, vin W, Gasoline	01/1964 - 12/1978	8	5917	110
362CI 6.0Liter Diesel Dorset		6	5929	123
360 CU IN Diesel Turbochargedd		6	5944	124
363CI 6.0Liter Diesel Dorset Turbocharged		6	5945	123
DOVER 110 Diesel		6	5947	113
DOVER 150 Diesel Turbochargedd		6	5947	124
365/6 Parent Block, Diesel		6	5948	113
370CI 6.1Liter OHV		8	6100	125
380CI 6.2Liter Diesel Dorset		6	6224	123
DOVER 130 Diesel		6	6224	124
2715E Diesel		6	6227	124
390CI 6.4Liter OHV, 16 Valves, vin 9,M,P,Q,R,Z, Gasoline	01/1961 - 12/1963	8	6390	114
390CI 6.4Liter OHV, 16 Valves, vin 9,H,P,S,X,Y,Z, Gasoline	01/1964 - 12/1976	8	6390	110
389CI 6.4Liter OHV		8	6400	110
391CI 6.4Liter OHV		8	6400	110
390CI 6.4Liter OHV		8	6400	121
400CI 6.6Liter OHV, 16 Valves, vin S, Gasoline	01/1971 - 12/1976	8	6554	117
400CI 6.6Liter OHV, 16 Valves, vin S,Z, Gasoline	01/1977 - 12/1982	8	6554	116
401 CU.IN.D Diesel		6	6571	127
401 CU. IN. D Diesel Turbochargedd		6	6571	128

Engine-Code	Years	Cyl	CC	Line
401CI 6.6Liter OHV, 12 Valves, vin P, Diesel Turbocharged	01/1986 - 12/1997	6	6571	126
BSD666 6.6Liter		6	6572	129
6.6 FTO-401-NA		6	6600	130
401NA,401TC		6	6600	130
401CI 6.6Liter Diesel Turbocharged		6	6600	131
410CI 6.7Liter OHV, 16 Valves, vin M, Gasoline	01/1966 - 12/1967	8	6720	110
415CI 6.8Liter TRITON, SOHC, 20 Valves, vin S, Gasoline	01/1997 - 12/2006	10	6800	132
415CI 6.8Liter TRITON, SOHC, 30 Valves, vin Y, Gasoline	01/2005 - 12/2009	10	6800	132
420CI 6.9Liter OHV, 16 Valves, vin 1, Diesel	01/1983 - 12/1987	8	6882	133
427CI 7.0Liter OHV		8	6994	121
427CI 7.0Liter OHV, 16 Valves, vin R,W, Gasoline	01/1968 - 12/1968	8	6997	134
428CI 7.0Liter OHV, 16 Valves, vin P,Q,R, Gasoline	01/1966 - 12/1970	8	7013	110
429CI 7.0Liter OHV		8	7027	135
429CI 7.0Liter OHV, 16 Valves, vin C,J,K,N,P,Z, Gasoline	01/1968 - 12/1973	8	7030	125
429CI 7.0Liter OHV, 16 Valves, vin G, Gasoline	01/1979 - 12/1998	8	7030	125
444CI T444E 7.3Liter OHV, 16 Valves, Diesel Turbocharged	01/1994 - 12/2003	8	7275	136
445CI 7.3Liter OHV, 16 Valves, vin M, Diesel	01/1988 - 12/1994	8	7292	133
460CI 7.5Liter OHV		8	7500	135
460CI 7.5Liter OHV, 16 Valves, vin A,C,G,J,L, Gasoline	01/1968 - 12/1998	8	7538	125
474CI 7.8Liter OHV, 12 Valves, vin A, Diesel Turbocharged	01/1987 - 12/1997	6	7751	126
474TC		6	7800	130









Ford				Ford			
King Set No.	Part No.	Qty.	Position	Crankshaft Diameter	Housing Diameter	Length	Wall Thickness
1	58CI TKA/W, TLA 1.0Liter OHV, 8 Valves, Gasoline	05/1976 - 11/1986	957 cc	73.94 X 55.70	4 cyl		1
	58CI TKB 1.0Liter OHV, 8 Valves, Gasoline	03/1983 - 12/1995	957 cc	73.94 X 55.70	4 cyl		
	68CI GLC,GSF 1.2Liter OHV, 8 Valves, Gasoline	09/1983 - 11/1989	1117 cc	73.94 X 65.00	4 cyl		
	68CI GLA/W 1.2Liter OHV, 8 Valves, Gasoline	05/1976 - 08/1983	1117 cc	73.94 X 65.00	4 cyl		
CR4498AM STD/0.25/0.5/1.0 1976-1988	C4498	4 Pairs		1.6925/1.6933 42.990/43.010	1.8380/1.8388 46.685/46.706	0.677 17.20	0.0721 1.831
CS 302AM							
MB3320AM STD/0.25/0.5	M3320	3 Pairs		2.2433/2.2441 56.980/57.000	2.3867/2.3872 60.622/60.635	0.848 21.55	0.0711 1.806
TW 172AM STD/0.05/0.10/0.25/0.5 1976-1989	W 172	1 Pair		2.5039/2.5138 63.599/63.851	3.0649/3.0748 77.848/78.100	0.000 0.00	0.1122 2.850
2	61CI TLB 1.0Liter HCS 1V, OHV, 8 Valves, Gasoline	01/1989 - 01/1997	999 cc	68.70 X 67.50	4 cyl		2
	68CI GUD 1.2Liter OHV, 8 Valves, Diesel	01/1989 - 01/1997	1118 cc	68.70 X 75.50	4 cyl		
CR4040AM STD/0.25/0.5/0.75/1.0/1.5	C4040	4 Pairs		1.6138/1.6146 40.991/41.011	1.7319/1.7327 43.990/44.011	0.706 17.93	0.0581 1.476
MB3334AM STD/0.25/0.5/0.75/1.0	M5576U M5576L	3 Pairs		2.2433/2.2441 56.980/57.000	2.3867/2.3872 60.622/60.635	0.736 18.70	0.0709 1.801
TW 172AM STD/0.05/0.10/0.25/0.5	W 172	1 Pair		2.5039/2.5138 63.599/63.851	3.0649/3.0748 77.848/78.100	0.000 0.00	0.1122 2.850

Ford				Ford			
King Set No.	Part No.	Qty.	Position	Crankshaft Diameter	Housing Diameter	Length	Wall Thickness
3	67CI G2 1.1Liter OHV, 8 Valves, Gasoline	01/1968 - 07/1981	1098 cc	80.98 X 53.30	4 cyl		3
	79CI J3E 1.3Liter OHV, 8 Valves, Gasoline	05/1976 - 08/1983	1297 cc	80.99 X 62.99	4 cyl		
CR 410AM STD/010/020/030/040/050	C 410	4 Pairs		1.9370/1.9375 49.200/49.213	2.0825/2.0830 52.896/52.908	0.879 22.32	0.0722 1.834
CR 410CP STD/010/020/030/040	C 410	4 Pairs		1.9370/1.9375 49.200/49.213	2.0825/2.0830 52.896/52.908	0.879 22.32	0.0723 1.836
CS 332BB							
MB 512AM STD/010/020/030/040	M 512	5 Pairs		2.1255/2.1260 53.988/54.000	2.2710/2.2715 57.683/57.696	1.004 25.50	0.0722 1.834
MB 512CP STD/010/020/030/040	M 512	5 Pairs		2.1255/2.1260 53.988/54.000	2.2710/2.2715 57.683/57.696	1.004 25.50	0.0723 1.836
TW 106AM STD/0.10/0.25/0.3/0.5	W 106	1 Pair		2.3400/2.3500 59.436/59.690	2.9330/2.9430 74.498/74.752	0.000 0.00	0.0930 2.362
CR 410XP STD/STDX/001/010/020 Optional to CR 410CP (Race bearings, Tri-metal [pMax Black])	C 410U-PR C 410L-PR	4 Pairs		1.9370/1.9375 49.200/49.213	2.0825/2.0830 52.896/52.908	0.879 22.32	0.0720 1.829
MB5120AM STD/010/020/030 Optional to MB 512AM (housing bore +.015")	M5120	5 Pairs		2.1255/2.1260 53.988/54.000	2.2860/2.2865 58.064/58.077	1.004 25.50	0.0797 2.024
MB 512XP STD/STDX/010/020 Optional to MB 512CP (Race bearings, Tri-metal [pMax Black])	M 512-PR	5 Pairs		2.1255/2.1260 53.988/54.000	2.2710/2.2715 57.683/57.696	1.004 25.50	0.0722 1.834
4	67CI 1.1Liter OHV		1100 cc	80.98 X 53.34	4 cyl		4
	98CI 2737E 1.6Liter OHV, 8 Valves, vin L,W, Gasoline	01/1971 - 12/1973	1599 cc	80.98 X 77.80	4 cyl		
CR 410AM STD/010/020/030/040/050	C 410	4 Pairs		1.9370/1.9375 49.200/49.213	2.0825/2.0830 52.896/52.908	0.879 22.32	0.0722 1.834
CS 332BB							
MB 512AM STD/010/020/030/040	M 512	5 Pairs		2.1255/2.1260 53.988/54.000	2.2710/2.2715 57.683/57.696	1.004 25.50	0.0722 1.834
TW 106AM STD/0.10/0.25/0.3/0.5	W 106	1 Pair		2.3400/2.3500 59.436/59.690	2.9330/2.9430 74.498/74.752	0.000 0.00	0.0930 2.362
MB5120AM STD/010/020/030 Optional to MB 512AM (housing bore +.015")	M5120	5 Pairs		2.1255/2.1260 53.988/54.000	2.2860/2.2865 58.064/58.077	1.004 25.50	0.0797 2.024
5	68CI GMA, GLB, GPA 1.2Liter OHV, 8 Valves, Gasoline	09/1980 - 07/1986	1117 cc	73.97 X 65.00	4 cyl		5
	CR4498AM STD/0.25/0.5/1.0 1976-1988	C4498	4 Pairs	1.6925/1.6933 42.990/43.010	1.8380/1.8388 46.685/46.706	0.677 17.20	
MB5513AM STD/0.25/0.5/0.75/1.0	M5513	5 Pairs		2.2827/2.2835 57.981/58.001	2.4522/2.4528 62.286/62.301	0.888 22.55	0.0842 2.139
TW 122AM STD	W 214	1 Pair		2.5433/2.5531 64.600/64.849	3.1831/3.1929 80.851/81.100	0.000 0.00	0.0925 2.350
MB5032AM STD/0.25/0.5/1.0 Optional to MB5513AM (180 degree oil groove)	M5513 M5032	5 Pairs		2.2827/2.2835 57.981/58.001	2.4522/2.4528 62.286/62.301	0.888 22.55	0.0842 2.139
6	76CI DHA/B/C/D/E/F/G 1.3Liter Zetec-SE SEFI, DOHC, 16 Valves, Gasoline	08/1995 - 01/2002	1242 cc	71.90 X 76.50	4 cyl		6
	85CI FHD 1.4Liter Zetec-SE SEFI, DOHC, 16 Valves, Gasoline	08/1995 - 06/2002	1388 cc	76.00 X 76.50	4 cyl		
	85CI FXDA 1.4Liter Zetec-SE SFI, DOHC, 16 Valves, Gasoline	10/1998 - 03/2005	1388 cc	76.00 X 76.50	4 cyl		

Ford				Ford				
								
King Set No.	Part No.	Qty.	Position	Crankshaft Diameter	Housing Diameter	Length	Wall Thickness	
85CI FXJA 1.4Liter DOHC, 16 Valves, Gasoline	11/2001 -	1388 cc	76.00 X 76.50	4 cyl				
102CI MHA 1.7Liter Zetec-S VCT SFI, DOHC, 16 Valves, Gasoline	03/1997 - 06/2002	1679 cc	80.00 X 83.50	4 cyl				
CR4151AM STD/0.25/0.5/0.75/1.0/1.25/1.5	C4151	4 Pairs		1.5740/1.5748 39.980/40.000	1.6939/1.6947 43.025/43.045	0.595 15.10	0.0598 1.519	
MB5009AM crank flange length mm STD 23.78/23.73 0.25 23.81/23.76 0.5 23.81/23.76 0.75 23.81/23.76 1.0 23.81/23.76	M5009U M5009L	4 Pairs	1,2,4,5	1.8890/1.8898 47.981/48.001	2.1268/2.1275 54.021/54.039	0.634 16.10	0.1186 3.012	
	F5009 M5009L	1 Pair	3	1.8890/1.8898 47.981/48.001	2.1268/2.1275 54.021/54.039	0.940 23.88	0.1186 3.012	
MB5370AM Optional to MB5009AM (flange length 23.92mm) crank flange length mm STD 23.92/23.87 0.25 23.95/23.90 0.5 23.95/23.90 0.75 23.95/23.90 1.0 23.95/23.90 1.5 24.17/24.12	M5009U M5009L	4 Pairs	1,2,4,5	1.8890/1.8898 47.981/48.001	2.1268/2.1275 54.021/54.039	0.634 16.10	0.1186 3.012	
	F5370 M5009L	1 Pair	3	1.8890/1.8898 47.981/48.001	2.1268/2.1275 54.021/54.039	0.946 24.02	0.1186 3.012	
7	1300 Tipo R.8		1289 cc	73.00 X 77.00	4 cyl		7	
	1300 CHT		1341 cc	71.50 X 83.50	4 cyl			
	1400 T.C		1372 cc	75.30 X 77.00	4 cyl			
	1600 T.C		1555 cc	71.50 X 83.50	4 cyl			
CR4426AM STD/0.25/0.5/0.75/1.0/1.25/1.5 1975-	C4426	4 Pairs		1.7309/1.7315 43.965/43.980	1.8746/1.8750 47.615/47.625	0.697 17.70	0.0712 1.808	
MB 505AM STD/0.25/0.5/0.75/1.0/1.25 for 46mm journal	M 505/1U M 505/1L	2 Pairs	1,3	1.8106/1.8110 45.989/45.999	1.9635/1.9642 49.873/49.891	0.963 24.47	0.0759 1.928	
	M 505/2U M 505/2L	3 Pairs	2,4,5	1.8106/1.8110 45.989/45.999	1.9635/1.9642 49.873/49.891	0.767 19.48	0.0759 1.928	
MB5526AM STD/0.25/0.5/0.75/1.0/1.25	M5526/2	2 Pairs		2.1573/2.1577 54.795/54.806	2.3229/2.3235 59.002/59.017	0.965 24.50	0.0822 2.088	
	M5526/1	3 Pairs		2.1573/2.1577 54.795/54.806	2.3229/2.3235 59.002/59.017	0.728 18.50	0.0822 2.088	
8	79CI JCC 1.3Liter SOHC/OHC, 8 Valves, Diesel	07/1979 - 08/1982	1294 cc	79.00 X 66.00	4 cyl		8	
	79CI JCT 1.3Liter OHV, 8 Valves, Diesel	08/1982 - 02/1987	1294 cc	79.03 X 66.00	4 cyl			
CR4440AM STD/0.25/0.5/0.75/1.0/1.25	C4440	4 Pairs		2.0468/2.0472 51.989/51.999	2.1653/2.1661 54.999/55.019	0.786 19.97	0.0587 1.491	
MB 545AM STD/0.25/0.5/0.75/1.0/1.25/1.5	M 545	5 Pairs		2.2437/2.2441 56.990/57.000	2.3866/2.3874 60.620/60.640	0.934 23.72	0.0710 1.803	
TW 214AM STD/0.25/0.5	W 214D W 214E	2 Pairs		2.5039/2.5138 63.599/63.851	3.1594/3.1693 80.249/80.500	0.000 0.00	0.0921 2.339	
CR4440XP STD/0.25/0.5 Optional to CR4440AM (Race bearings, Tri-metal [pMax Black])	C4440-PR	4 Pairs		2.0468/2.0472 51.989/51.999	2.1653/2.1661 54.999/55.019	0.786 19.97	0.0587 1.491	
9	79CI 1.3Liter SOHC, 8 Valves, vin H,K, Gasoline	01/1988 - 12/1997	1295 cc	71.00 X 83.60	4 cyl		9	
CR4495AM STD/0.25/0.5/0.75/1.0	C4495	4 Pairs		1.5724/1.5730 39.939/39.954	1.6929/1.6935 43.000/43.015	0.668 16.97	0.0594 1.509	
MB5537AM STD/0.25/0.5/0.75/1.0/1.25/1.5	M5537	5 Pairs		1.9661/1.9668 49.939/49.957	2.1259/2.1267 53.998/54.018	0.689 17.50	0.0791 2.009	









Ford				Ford			
King Set No.	Part No.	Qty.	Position	Crankshaft Diameter	Housing Diameter	Length	Wall Thickness
TW 133AM STD/0.25/0.5	W 133	1 Pair		2.2539/2.2638 57.249/57.501	2.7067/2.7165 68.750/68.999	0.000 0.00	0.1004 2.550
10	79CI J4C, JJA 1.3Liter Endura-E SEFI, 8 Valves, Gasoline	08/1995 - 11/2008	1297 cc	74.00 X 75.50	4 cyl		10
	79CI J4B 1.3Liter SOHC/OHC, 8 Valves, Gasoline	07/1990 - 02/1999	1297 cc	74.00 X 75.50	4 cyl		
CR4040AM STD/0.25/0.5/0.75/1.0/1.5	C4040	4 Pairs		1.6138/1.6146 40.991/41.011	1.7319/1.7327 43.990/44.011	0.706 17.93	0.0581 1.476
MB5576AM STD/0.25/0.5/0.75/1.0	M5576U M5576L	5 Pairs		2.2433/2.2441 56.980/57.000	2.3867/2.3872 60.622/60.635	0.736 18.70	0.0709 1.801
TW 172AM STD/0.05/0.10/0.25/0.5	W 172	1 Pair		2.5039/2.5138 63.599/63.851	3.0649/3.0748 77.848/78.100	0.000 0.00	0.1122 2.850
11	85CI FUA 1.4Liter CVH 2V, SOHC/OHC, 8 Valves, Gasoline	10/1985 - 10/1990	1392 cc	77.25 X 74.30	4 cyl		11
	85CI F6A 1.4Liter CVH CFI, SOHC/OHC, 8 Valves, Gasoline	09/1983 - 10/1990	1392 cc	77.25 X 74.30	4 cyl		
	85CI FUG 1.4Liter SOHC/OHC, 8 Valves, Gasoline	01/1989 - 08/2000	1392 cc	77.25 X 74.30	4 cyl		
	97CI LNB 1.6Liter CVH FI, SOHC/OHC, 8 Valves, Gasoline Turbocharged	10/1985 - 10/1990	1597 cc	79.97 X 79.52	4 cyl		
	98CI LJF 1.6Liter CVH EFI, SOHC/OHC, 8 Valves, Gasoline	07/1990 - 10/1994	1597 cc	79.97 X 79.52	4 cyl		
CR4496AM STD/0.25/0.5/0.75/1.0/1.5	C4496	4 Pairs		1.8854/1.8862 47.889/47.909	2.0030/2.0043 50.876/50.909	0.767 19.48	0.0585 1.486
MB5513AM STD/0.25/0.5/0.75/1.0	M5513	5 Pairs		2.2827/2.2835 57.981/58.001	2.4522/2.4528 62.286/62.301	0.888 22.55	0.0842 2.139
TW 122AM STD	W 214	1 Pair		2.5433/2.5531 64.600/64.849	3.1831/3.1929 80.851/81.100	0.000 0.00	0.0925 2.350
MB5032AM STD/0.25/0.5/1.0 Optional to MB5513AM (180 degree oil groove)	M5513 M5032	5 Pairs		2.2827/2.2835 57.981/58.001	2.4522/2.4528 62.286/62.301	0.888 22.55	0.0842 2.139
12	95CI G8DA 1.6Liter DOHC, 16 Valves, Diesel Turbocharged	10/2003 - 03/2007	1560 cc	75.00 X 88.30	4 cyl		12
	95CI HHJA 1.6Liter DOHC, 16 Valves, Diesel Turbocharged	11/2001 -	1560 cc	75.00 X 88.30	4 cyl		
CR4503SX STD/0.3/0.5/0.8	C4503	4 Pairs		1.8494/1.8500 46.975/46.990	1.9943/1.9950 50.655/50.673	0.669 17.00	0.0716 1.819
MB5399SI STD/0.3/0.5/0.8/1.0	M5399U M5399L	5 Halves 5 Halves		1.9670/1.9678 49.962/49.982 1.9670/1.9678 49.962/49.982	2.1124/2.1131 53.655/53.673 2.1124/2.1131 53.655/53.673	0.784 19.90 0.805 20.45	0.0724 1.839 0.0719 1.826
TW 179AM STD/0.10/0.15/0.25	W 179	1 Pair		2.1732/2.1843 55.199/55.481	2.8091/2.8228 71.351/71.699	0.000 0.00	0.0960 2.438
13	97CI LCS/T, LSD 1.6Liter SOHC/OHC, 8 Valves, Gasoline	08/1982 - 02/1987	1593 cc	81.30 X 76.72	4 cyl		13
	97CI LSE 1.6Liter OHC 2V, SOHC/OHC, 8 Valves, Gasoline	01/1987 - 03/1993	1593 cc	81.30 X 76.72	4 cyl		
	97CI LCJ 1.6Liter SOHC/OHC, 8 Valves, Gasoline	10/1962 - 07/1982	1594 cc	87.65 X 66.04	4 cyl		
	97CI 4RB 1.6Liter SOHC/OHC, 8 Valves, Gasoline	01/1977 - 04/1987	1594 cc	87.65 X 66.04	4 cyl		
	97CI LAT 1.6Liter SOHC/OHC, 8 Valves, Gasoline	09/1985 - 09/1992	1594 cc	87.65 X 66.04	4 cyl		









Ford				Ford			
King Set No.	Part No.	Qty.	Position	Crankshaft Diameter	Housing Diameter	Length	Wall Thickness
110CI REB 1.8Liter OHC 2V, SOHC/OHC, 8 Valves, Gasoline	08/1982 - 02/1987	1796 cc	86.20 X 76.94	4 cyl			
110CI R2A, REC/D/F 1.8Liter OHC 2V, SOHC/OHC, 8 Valves, Gasoline	04/1985 - 12/1994	1796 cc	86.20 X 76.94	4 cyl			
122CI NE, NEE/G 2.0Liter SOHC/OHC, 8 Valves, Gasoline	01/1970 - 07/1981	1993 cc	90.82 X 76.90	4 cyl			
122CI NEK/P/N/T 2.0Liter SOHC/OHC, 8 Valves, Gasoline	01/1977 - 04/1987	1993 cc	90.82 X 76.90	4 cyl			
122CI N4A/I 2.0Liter OHC EFI, SOHC/OHC, 8 Valves, Gasoline	01/1987 - 03/1993	1993 cc	90.82 X 76.90	4 cyl			
122CI NEL 2.0Liter SOHC/OHC, 8 Valves, Gasoline	04/1985 - 09/1994	1993 cc	90.82 X 76.90	4 cyl			
122CI NEN 2.0Liter SOHC/OHC, 8 Valves, Gasoline	01/1977 - 04/1987	1993 cc	90.82 X 76.90	4 cyl			
CR4440AM STD/0.25/0.5/0.75/1.0/1.25	C4440	4 Pairs		2.0468/2.0472 51.989/51.999	2.1653/2.1661 54.999/55.019	0.786 19.97	0.0587 1.491
MB 545AM STD/0.25/0.5/0.75/1.0/1.25/1.5	M 545	5 Pairs		2.2437/2.2441 56.990/57.000	2.3866/2.3874 60.620/60.640	0.934 23.72	0.0710 1.803
TW 214AM STD/0.25/0.5	W 214D W 214E	2 Pairs		2.5039/2.5138 63.599/63.851	3.1594/3.1693 80.249/80.500	0.000 0.00	0.0921 2.339
CR4440XP STD/0.25/0.5 Optional to CR4440AM (Race bearings, Tri-metal [pMax Black])	C4440-PR	4 Pairs		2.0468/2.0472 51.989/51.999	2.1653/2.1661 54.999/55.019	0.786 19.97	0.0587 1.491
14	97CI FYJA 1.6Liter Duratec-16V, DOHC, 16 Valves, Gasoline	04/2004 -	1596 cc	79.00 X 81.40	4 cyl		14
	97CI FYDD 1.6Liter Zetec-SE SFI, DOHC, 16 Valves, Gasoline	10/1998 - 03/2005	1597 cc	79.00 X 81.40	4 cyl		
CR4365CA STD/0.25/0.5/0.75/1.0	C4365U C4365L	4 Pairs		1.7317/1.7323 43.985/44.000	1.8516/1.8522 47.031/47.046	0.606 15.40	0.0597 1.516
MB5009AM crank flange length mm STD 23.78/23.73 0.25 23.81/23.76 0.5 23.81/23.76 0.75 23.81/23.76 1.0 23.81/23.76	M5009U M5009L F5009 M5009L	4 Pairs 1 Pair	1,2,4,5 3	1.8890/1.8898 47.981/48.001 1.8890/1.8898 47.981/48.001	2.1268/2.1275 54.021/54.039 2.1268/2.1275 54.021/54.039	0.634 16.10 0.940 23.88	0.1186 3.012 0.1186 3.012
MB5370AM Optional to MB5009AM (flange length 23.92mm) crank flange length mm STD 23.92/23.87 0.25 23.95/23.90 0.5 23.95/23.90 0.75 23.95/23.90 1.0 23.95/23.90 1.5 24.17/24.12	M5009U M5009L F5370 M5009L	4 Pairs 1 Pair	1,2,4,5 3	1.8890/1.8898 47.981/48.001 1.8890/1.8898 47.981/48.001	2.1268/2.1275 54.021/54.039 2.1268/2.1275 54.021/54.039	0.634 16.10 0.946 24.02	0.1186 3.012 0.1186 3.012
15	97CI L1E/F/G/H/J/K/L/N/Q 1.6Liter Zetec SEFI, DOHC, 16 Valves, Gasoline	01/1989 - 09/2001	1597 cc	76.00 X 88.00	4 cyl		15
	102CI MHB 1.7Liter Zetec-S VCT SFI, DOHC, 16 Valves, Gasoline	03/1997 - 06/2002	1679 cc	80.00 X 83.50	4 cyl		
	110CI RDB/RQC 1.8Liter Zetec SEFI, DOHC, 16 Valves, Gasoline	01/1989 - 01/1997	1796 cc	80.60 X 88.00	4 cyl		
	110CI RDA/RQB 1.8Liter Zetec SEFI, DOHC, 16 Valves, Gasoline	07/1990 - 08/2000	1796 cc	80.60 X 88.00	4 cyl		
	110CI RKA/B/F/H/J/K 1.8Liter Zetec-E SEFI, DOHC, 16 Valves, Gasoline	01/1993 - 11/2000	1796 cc	80.60 X 88.00	4 cyl		

Ford				Ford			
							
King Set No.	Part No.	Qty.	Position	Crankshaft Diameter	Housing Diameter	Length	Wall Thickness
110CI EYDB/C/D/E/F/G/I/J/L 1.8Liter DOHC, 16 Valves, Gasoline	10/1998 - 03/2005	1796 cc	80.60 X 88.00	4 cyl			
121CI EDDBA/B/C/D 2.0Liter Zetec-E SFI, DOHC, 16 Valves, Gasoline	08/1998 - 03/2005	1988 cc	84.80 X 88.00	4 cyl			
121CI EDDB 2.0Liter Zetec-E SFI, DOHC, 16 Valves, Gasoline	09/2002 - 04/2005	1988 cc	84.80 X 88.00	4 cyl			
121CI NGA L NGA 2.0Liter, Zetec-E SEFI, DOHC, 16 Valves, Gasoline		1988 cc	84.80 X 88.00	4 cyl			
CR4150SI STD/0.25/0.5/0.75/1.0	C4150	4 Pairs		1.8461/1.8469 46.891/46.911	1.9642/1.9650 49.891/49.911	0.805 20.45	0.0581 1.476
MB5008SI <i>crank flange length mm</i> STD 24.70/24.65 0.25 24.73/24.68 0.5 24.73/24.68 0.75 24.73/24.68 1.0 24.73/24.68	M5008U M5008L F5008 M5008L	4 Pairs 1 Pair	1,2,4,5 3	2.2827/2.2834 57.981/57.998 2.2827/2.2834 57.981/57.998	2.4523/2.4527 62.288/62.299 2.4523/2.4527 62.288/62.299	0.770 19.55 0.976 24.80	0.0839 2.131 0.0839 2.131
16 98CI Mazda BD-ZE 1.6Liter DOHC, 16 Valves, vin Z, Gasoline	01/1990 - 12/1994	1597 cc	78.00 X 84.00	4 cyl			16
98CI Mazda B6-T 1.6Liter DOHC, 16 Valves, vin 6, Gasoline Turbocharged	01/1990 - 12/1994	1597 cc	78.00 X 84.00	4 cyl			
98CI Mazda B6 1.6Liter SOHC, 8 Valves, vin 5,7, Gasoline	01/1987 - 12/1989	1598 cc	78.00 X 84.00	4 cyl			
112CI Mazda BP-ZE 1.8Liter DOHC, 16 Valves, vin 8, Gasoline	01/1991 - 12/1996	1839 cc	83.00 X 85.00	4 cyl			
CR4002AM STD/0.25/0.5/0.75/1.0	C4002	4 Pairs		1.7693/1.7699 44.940/44.955	1.8896/1.8904 47.996/48.016	0.668 16.97	0.0594 1.509
MB5537AM STD/0.25/0.5/0.75/1.0/1.25/1.5	M5537	5 Pairs		1.9661/1.9668 49.939/49.957	2.1259/2.1267 53.998/54.018	0.689 17.50	0.0791 2.009
TW 133AM STD/0.25/0.5	W 133	1 Pair		2.2539/2.2638 57.249/57.501	2.7067/2.7165 68.750/68.999	0.000 0.00	0.1004 2.550
17 98CI 1.6Liter SOHC, 8 Valves, vin 2,4,5, Gasoline	01/1981 - 12/1985	1598 cc	80.01 X 79.38	4 cyl			17
98CI 1.6Liter SOHC, 8 Valves, vin 8, Gasoline Turbocharged	01/1984 - 12/1985	1598 cc	80.01 X 79.38	4 cyl			
CR 436AM STD/0.25/0.5/0.75/1.5	C 436	4 Pairs		1.8854/1.8862 47.889/47.909	2.0035/2.0043 50.889/50.909	0.767 19.48	0.0585 1.486
MB5525AM <i>crank flange length mm</i> STD 28.73/28.68 0.25 28.76/28.71 0.5 28.76/28.71 0.75 28.76/28.71 1.0 28.76/28.71	M5558U M5558U F5558	4 Pairs 1 Pair	1,2,4,5 3	2.2827/2.2835 57.981/58.001 2.2827/2.2835 57.981/58.001	2.4522/2.4528 62.286/62.301 2.4522/2.4528 62.286/62.301	0.888 22.55 1.135 28.83	0.0839 2.131 0.0839 2.131
18 98CI 3036E 1.6Liter OHV, 8 Valves, Gasoline	01/1978 - 12/1980	1599 cc	80.98 X 77.80	4 cyl			18
CR 410AM STD/0.10/0.20/0.30/0.40/0.50	C 410	4 Pairs		1.9370/1.9375 49.200/49.213	2.0825/2.0830 52.896/52.908	0.879 22.32	0.0722 1.834
TW 106AM STD/0.10/0.25/0.3/0.5	W 106	1 Pair		2.3400/2.3500 59.436/59.690	2.9330/2.9430 74.498/74.752	0.000 0.00	0.0930 2.362
19 98CI LTA 1.1Liter SOHC/OHC, 8 Valves, Diesel	09/1980 - 12/1995	1608 cc	80.00 X 80.00	4 cyl			19
CR4078AM STD/0.25/0.5/0.75/1.0	C4078	4 Pairs		1.9280/1.9287 48.971/48.989	2.0472/2.0480 51.999/52.019	0.806 20.48	0.0588 1.494

Ford				Ford			
King Set No.	Part No.	Qty.	Position	Crankshaft Diameter	Housing Diameter	Length	Wall Thickness
MB5132AM STD/0.25/0.5/0.75/1.0	M5132	1 Pair	1	2.1248/2.1256 53.970/53.990	2.2710/2.2715 57.683/57.696	0.717 18.22	0.0723 1.836
	M5592/2U M5592/2L	4 Pairs	2,3,4,5	2.1248/2.1256 53.970/53.990	2.2710/2.2715 57.683/57.696	0.944 23.97	0.0723 1.836
TW 106AM STD/0.10/0.25/0.3/0.5	W 106	1 Pair		2.3400/2.3500 59.436/59.690	2.9330/2.9430 74.498/74.752	0.000 0.00	0.0930 2.362
20	107CI RTK,RTJ 1.8Liter SOHC, 8 Valves, Diesel	11/1995 - 06/2001	1753 cc	82.50 X 82.00	4 cyl		20
	107CI RTA,RTB 1.8Liter SOHC, 8 Valves, Diesel	07/1988 - 07/1990	1753 cc	82.50 X 82.00	4 cyl		
	107CI RTC,RTD 1.8Liter SOHC, 8 Valves, Diesel	03/1989 - 12/1996	1753 cc	82.50 X 82.00	4 cyl		
	107CI RTE 1.8Liter SOHC, 8 Valves, Diesel	07/1990 - 12/1994	1753 cc	82.50 X 82.00	4 cyl		
CR4062AM STD/0.25/0.5/0.75/1.0/1.25	C4062	4 Pairs		1.9280/1.9287 48.971/48.989	2.0472/2.0480 51.999/52.019	0.850 21.60	0.0589 1.496
MB5592AM STD/0.25/0.5/0.75/1.0/1.25	M5592/1	1 Pair	1	2.1248/2.1256 53.970/53.990	2.2710/2.2715 57.683/57.696	0.876 22.25	0.0723 1.836
	M5592/2U M5592/2L	4 Pairs	2,3,4,5	2.1248/2.1256 53.970/53.990	2.2710/2.2715 57.683/57.696	0.944 23.97	0.0723 1.836
MB5636AM STD/0.25/0.5/0.75/1.0	M5592/1	1 Pair	1	2.1248/2.1256 53.970/53.990	2.2710/2.2715 57.683/57.696	0.876 22.25	0.0723 1.836
	M5636/2L	4 Halves	2,3,4,5	2.1248/2.1256 53.970/53.990	2.2710/2.2715 57.683/57.696	0.876 22.25	0.0723 1.836
	M5636/2U	4 Halves	2,3,4,5	2.1248/2.1256 53.970/53.990	2.2710/2.2715 57.683/57.696	0.906 23.00	0.0723 1.836
TW 106AM STD/0.10/0.25/0.3/0.5	W 106	1 Pair		2.3400/2.3500 59.436/59.690	2.9330/2.9430 74.498/74.752	0.000 0.00	0.0930 2.362
21	107CI BHDA 1.8Liter Endura-DI, SOHC/OHC, 8 Valves, Diesel Turbocharged	10/1998 - 03/2005	1753 cc	82.50 X 82.00	4 cyl		21
	107CI RFA 1.8Liter Diesel 1.8 T, SOHC/OHC, 8 Valves, Diesel Turbocharged	01/1987 - 03/1993	1753 cc	82.50 X 82.00	4 cyl		
	107CI RFS 1.8Liter Endura-DE (TCI), SOHC/OHC, 8 Valves, Diesel Turbocharged	09/1992 - 08/1996	1753 cc	82.50 X 82.00	4 cyl		
	107CI RFD 1.8Liter Diesel -TCI, SOHC/OHC, 8 Valves, Diesel Turbocharged	07/1990 - 09/2002	1753 cc	82.50 X 82.00	4 cyl		
CR4345CA STD/0.25/0.5	C4345U C4345L	4 Pairs		1.9280/1.9287 48.971/48.989	2.0472/2.0480 51.999/52.019	0.850 21.60	0.0590 1.499
MB5592AM STD/0.25/0.5/0.75/1.0/1.25	M5592/1	1 Pair	1	2.1248/2.1256 53.970/53.990	2.2710/2.2715 57.683/57.696	0.876 22.25	0.0723 1.836
	M5592/2U M5592/2L	4 Pairs	2,3,4,5	2.1248/2.1256 53.970/53.990	2.2710/2.2715 57.683/57.696	0.944 23.97	0.0723 1.836
MB5636AM STD/0.25/0.5/0.75/1.0	M5592/1	1 Pair	1	2.1248/2.1256 53.970/53.990	2.2710/2.2715 57.683/57.696	0.876 22.25	0.0723 1.836
	M5636/2L	4 Halves	2,3,4,5	2.1248/2.1256 53.970/53.990	2.2710/2.2715 57.683/57.696	0.876 22.25	0.0723 1.836
	M5636/2U	4 Halves	2,3,4,5	2.1248/2.1256 53.970/53.990	2.2710/2.2715 57.683/57.696	0.906 23.00	0.0723 1.836









Ford				Ford			
King Set No.	Part No.	Qty.	Position	Crankshaft Diameter	Housing Diameter	Length	Wall Thickness
TW 106AM STD/0.10/0.25/0.3/0.5	W 106	1 Pair		2.3400/2.3500 59.436/59.690	2.9330/2.9430 74.498/74.752	0.000 0.00	0.0930 2.362
22	107CI RTC 1.8Liter SOHC/OHC, 8 Valves, Diesel	03/1983 - 01/1997	1753 cc	82.50 X 82.00	4 cyl		22
	107CI RTF 1.8Liter SOHC/OHC, 8 Valves, Diesel	07/1990 - 02/1999	1753 cc	82.50 X 82.00	4 cyl		
	107CI RTJ 1.8Liter Endura-DE, SOHC/OHC, 8 Valves, Diesel	03/1996 -	1753 cc	82.50 X 82.00	4 cyl		
CR4062AM STD/0.25/0.5/0.75/1.0/1.25	C4062	4 Pairs		1.9280/1.9287 48.971/48.989	2.0472/2.0480 51.999/52.019	0.850 21.60	0.0589 1.496
MB5592AM STD/0.25/0.5/0.75/1.0/1.25	M5592/1	1 Pair	1	2.1248/2.1256 53.970/53.990	2.2710/2.2715 57.683/57.696	0.876 22.25	0.0723 1.836
	M5592/2U M5592/2L	4 Pairs	2,3,4,5	2.1248/2.1256 53.970/53.990	2.2710/2.2715 57.683/57.696	0.944 23.97	0.0723 1.836
MB5636AM STD/0.25/0.5/0.75/1.0	M5592/1	1 Pair	1	2.1248/2.1256 53.970/53.990	2.2710/2.2715 57.683/57.696	0.876 22.25	0.0723 1.836
	M5636/2L	4 Halves	2,3,4,5	2.1248/2.1256 53.970/53.990	2.2710/2.2715 57.683/57.696	0.876 22.25	0.0723 1.836
	M5636/2U	4 Halves	2,3,4,5	2.1248/2.1256 53.970/53.990	2.2710/2.2715 57.683/57.696	0.906 23.00	0.0723 1.836
TW 106AM STD/0.10/0.25/0.3/0.5	W 106	1 Pair		2.3400/2.3500 59.436/59.690	2.9330/2.9430 74.498/74.752	0.000 0.00	0.0930 2.362
23	108CI R6A 1.8Liter SOHC/OHC, 8 Valves, Gasoline	01/1987 - 03/1993	1769 cc	80.00 X 88.00	4 cyl		23
CR4021SI STD/0.25/0.5/0.75/1.0 1985-1986	C4021	4 Pairs		1.7279/1.7287 43.889/43.909	1.8460/1.8468 46.888/46.909	0.768 19.50	0.0585 1.486
MB5558SI crank flange length mm STD 28.73/28.68 0.25 28.76/28.71 0.5 28.76/28.71 0.75 28.76/28.71 1.0 28.76/28.71	M5558U M5558L	4 Pairs	1,2,4,5	2.2827/2.2835 57.981/58.001	2.4522/2.4528 62.286/62.301	0.888 22.55	0.0839 2.131
	F5558 M5558L	1 Pair	3	2.2827/2.2835 57.981/58.001	2.4522/2.4528 62.286/62.301	1.135 28.83	0.0839 2.131
24	110CI Mazda VB 1.8Liter SOHC, 8 Valves, Gasoline	01/1972 - 12/1978	1796 cc	78.00 X 94.00	4 cyl		24
	121CI Mazda MB 2.0Liter SOHC 8 Valves		2000 cc	80.00 X 98.00	4 cyl		
CR4485AM STD/0.25/0.5/0.75/1.0	C4485	4 Pairs		2.0843/2.0848 52.941/52.954	2.2047/2.2055 55.999/56.020	0.865 21.97	0.0594 1.509
CS 330BB							
MB 572AM STD/0.25/0.5/0.75/1.25	M 572/1	3 Pairs	1,2,4	2.4779/2.4785 62.939/62.954	2.6378/2.6386 67.000/67.020	0.713 18.10	0.0791 2.009
	M 572/3U M 572/3L	2 Pairs	3,5	2.4779/2.4785 62.939/62.954	2.6378/2.6386 67.000/67.020	0.949 24.10	0.0791 2.009
TW 222AM STD/1.25/0.25	W 222D W 222E	2 Pairs		2.8150/2.8248 71.501/71.750	3.4016/3.4114 86.401/86.650	0.000 0.00	0.0807 2.050
25	V6		1812 cc	80.00 X 60.10	6 cyl		25
	HF23		2293 cc	90.00 X 60.07	6 cyl		
	V6		2551 cc	90.00 X 66.83	6 cyl		
CR 642SI STD/010/020/030/040	C 642	6 Pairs		2.1252/2.1260 53.980/54.000	2.2370/2.2378 56.820/56.840	0.648 16.45	0.0552 1.402

Ford				Ford			
							
King Set No.	Part No.	Qty.	Position	Crankshaft Diameter	Housing Diameter	Length	Wall Thickness
CS 410BB							
MB 431SI <i>crank flange length mm</i> STD 26.29/26.24 010 26.29/26.24 020 26.29/26.24 030 26.29/26.24 040 26.29/26.24	M4023U	3 Pairs	1,2,4	2.2433/2.2441 56.980/57.000	2.3866/2.3874 60.620/60.640	0.849 21.57	0.0710 1.803
	F4023U	1 Pair	3	2.2433/2.2441 56.980/57.000	2.3866/2.3874 60.620/60.640	1.039 26.39	0.0710 1.803
TW 223AM STD	W 223	2 Pairs		2.5040/2.5140 63.602/63.856	3.1590/3.1690 80.239/80.493	0.000 0.00	0.0910 2.311
MB 435SI STD/010/020/030/040 Optional to MB 431SI (requires thrustwashers)	M4023U	4 Pairs		2.2433/2.2441 56.980/57.000	2.3866/2.3874 60.620/60.640	0.849 21.57	0.0710 1.803
26	114CI 1.9Liter SOHC, 8 Valves, vin 9,J, Gasoline	01/1987 - 12/1996	1868 cc	81.94 X 87.88	4 cyl		26
	121CI 2.0Liter SOHC, 8 Valves, vin P, Gasoline	01/1997 - 12/2004	1989 cc	84.79 X 87.99	4 cyl		
CR4021SI STD/0.25/0.5/0.75/1.0	C4021	4 Pairs		1.7279/1.7287 43.889/43.909	1.8460/1.8468 46.888/46.909	0.768 19.50	0.0585 1.486
MB5558SI <i>crank flange length mm</i> STD 28.73/28.68 0.25 28.76/28.71 0.5 28.76/28.71 0.75 28.76/28.71 1.0 28.76/28.71	M5558U M5558L	4 Pairs	1,2,4,5	2.2827/2.2835 57.981/58.001	2.4522/2.4528 62.286/62.301	0.888 22.55	0.0839 2.131
	F5558 M5558L	1 Pair	3	2.2827/2.2835 57.981/58.001	2.4522/2.4528 62.286/62.301	1.135 28.83	0.0839 2.131
27	114CI 1.9Liter SOHC, 8 Valves, vin 9,J, Gasoline	01/1985 - 12/1986	1868 cc	81.94 X 87.88	4 cyl		27
CR 436AM STD/0.25/0.5/0.75/1.5	C 436	4 Pairs		1.8854/1.8862 47.889/47.909	2.0035/2.0043 50.889/50.909	0.767 19.48	0.0585 1.486
MB5558SI <i>crank flange length mm</i> STD 28.73/28.68 0.25 28.76/28.71 0.5 28.76/28.71 0.75 28.76/28.71 1.0 28.76/28.71	M5558U M5558L	4 Pairs	1,2,4,5	2.2827/2.2835 57.981/58.001	2.4522/2.4528 62.286/62.301	0.888 22.55	0.0839 2.131
	F5558 M5558L	1 Pair	3	2.2827/2.2835 57.981/58.001	2.4522/2.4528 62.286/62.301	1.135 28.83	0.0839 2.131
28	AHU 1.9Liter SOHC/OHC, 8 Valves, Diesel Turbocharged	02/1988 - 03/2010	1896 cc	79.50 X 95.50	4 cyl		28
	1Z 1.9Liter 2 Valves, Diesel	07/1993 - 03/1997	1896 cc	79.50 X 95.50	4 cyl		
CR4182CP STD/0.25/0.5/0.75/1.0	C4182	4 Pairs		1.8802/1.8810 47.757/47.777	1.9921/1.9929 50.599/50.620	0.787 20.00	0.0554 1.407
MB5269AM STD/0.25/0.5/0.75/1.0 180 degree oil groove	M 507U M 507L	5 Pairs	1,2,3,4, 5	2.1243/2.1251 53.957/53.978	2.3228/2.3235 58.999/59.017	0.727 18.46	0.0984 2.499
MB5566AM STD/0.25/0.5/0.75/1.0/1.5 360 degree oil groove in position 4	M 507U M 507L	4 Pairs	1,2,3,5	2.1243/2.1251 53.957/53.978	2.3228/2.3235 58.999/59.017	0.727 18.46	0.0984 2.499
	M 507U	1 Pair	4	2.1243/2.1251 53.957/53.978	2.3228/2.3235 58.999/59.017	0.727 18.46	0.0984 2.499
TW2010AM STD/0.10/0.20/0.25/0.5	W2010D W2010E	2 Pairs		2.3425/2.3520 59.500/59.741	2.8720/2.8819 72.949/73.200	0.000 0.00	0.0770 1.956
MB5566XP STD/STDX/0.25/0.5 Optional to MB5566AM (Race bearings, Tri-metal [pMax Black])	M 507U-PR M 507L-PR	4 Pairs	1,2,3,5	2.1243/2.1251 53.957/53.978	2.3228/2.3235 58.999/59.017	0.727 18.46	0.0984 2.499
	M 507U-PR	1 Pair	4	2.1243/2.1251 53.957/53.978	2.3228/2.3235 58.999/59.017	0.727 18.46	0.0984 2.499









Ford				Ford			
							
King Set No.	Part No.	Qty.	Position	Crankshaft Diameter	Housing Diameter	Length	Wall Thickness
29	119.7CI 2.0Liter			1960 cc	80.98 X 95.25	3 cyl	29
CR4068AM STD/002/010/020/030/040	C4068	4 Pairs		2.0935/2.0945 53.175/53.200	2.2195/2.2200 56.375/56.388	1.129 28.68	0.0619 1.572
MB3341AM crank flange length mm STD 48.24/48.19 002 48.26/48.21 010 48.26/48.21 020 48.26/48.21 030 48.26/48.21 040 48.26/48.21	M3341	2 Pairs	1,3	2.2480/2.2490 57.099/57.125	2.4200/2.4210 61.468/61.493	1.604 40.75	0.0853 2.167
	F3341	1 Pair	2	2.2480/2.2490 57.099/57.125	2.4200/2.4210 61.468/61.493	1.903 48.33	0.0853 2.167
30	121CI 2.0Liter DURATEC, DOHC, 16 Valves, vin N, Gasoline			1982 cc	87.40 X 83.00	4 cyl	30
	01/2004 - 12/2009						
CR4515SI STD/0.25/0.5/0.75/1.0	C4515	4 Pairs		1.8496/1.8504 46.980/47.000	1.9695/1.9703 50.025/50.046	0.654 16.60	0.0592 1.504
MB5442SI STD/0.25/0.5/0.75/1.0	M5442U M5442L	4 Pairs	1,2,4,5	2.0464/2.0472 51.979/51.999	2.2448/2.2455 57.018/57.036	0.752 19.10	0.0986 2.504
	MK5442 M5442L	1 Pair	3	2.0464/2.0472 51.979/51.999	2.2448/2.2455 57.018/57.036	1.018 25.85	0.0986 2.504
CR4515XP STD/STDX/.025/0.25 Optional to CR4515SI (Race bearings, Tri-metal [pMax Black])	C4515-PR	4 Pairs		1.8496/1.8504 46.980/47.000	1.9695/1.9703 50.025/50.046	0.654 16.60	0.0592 1.504
31	121CI 2.0Liter ZETEC, DOHC, 16 Valves, vin 3,5,B,Z, Gasoline			1989 cc	84.80 X 88.00	4 cyl	31
	01/1995 - 12/2004						
CR4150SI STD/0.25/0.5/0.75/1.0	C4150	4 Pairs		1.8461/1.8469 46.891/46.911	1.9642/1.9650 49.891/49.911	0.805 20.45	0.0581 1.476
MB5008SI crank flange length mm STD 24.70/24.65 0.25 24.73/24.68 0.5 24.73/24.68 0.75 24.73/24.68 1.0 24.73/24.68	M5008U M5008L	4 Pairs	1,2,4,5	2.2827/2.2834 57.981/57.998	2.4523/2.4527 62.288/62.299	0.770 19.55	0.0839 2.131
	F5008 M5008L	1 Pair	3	2.2827/2.2834 57.981/57.998	2.4523/2.4527 62.288/62.299	0.976 24.80	0.0839 2.131
32	121CI 2.0Liter SOHC, 8 Valves, vin C, Gasoline			1989 cc	89.36 X 79.38	4 cyl	32
	01/1983 - 12/1988						
	140CI 2.3Liter SOHC, 8 Valves, vin A,Y, Gasoline			2294 cc	96.01 X 79.38	4 cyl	
	01/1974 - 12/1988						
	140CI 2.3Liter SOHC, 8 Valves, vin T,W, Gasoline Turbocharged			2294 cc	96.01 X 79.38	4 cyl	
	01/1979 - 12/1988						
CR4476SI STD/0.25/0.5/0.75/1.0/1.5	C4476	4 Pairs		2.0465/2.0472 51.981/51.999	2.1720/2.1728 55.169/55.189	0.799 20.30	0.0623 1.582
CS 328BB							
CS 417BB							
CS 417BBX							
MB 582AM crank flange length mm STD 30.35/30.30 0.25 30.38/30.33 0.5 30.38/30.33 0.75 30.38/30.33 1.0 30.38/30.33 1.25 30.38/30.33 1.5 30.60/30.55	M 582	4 Pairs	1,2,4,5	2.3982/2.3990 60.914/60.935	2.5902/2.5910 65.791/65.811	0.949 24.10	0.0954 2.423
	F 582U F 582L	1 Pair	3	2.3982/2.3990 60.914/60.935	2.5902/2.5910 65.791/65.811	1.199 30.45	0.0954 2.423
33	122CI Mazda FS-DE 2.0Liter DOHC, 16 Valves, vin A, Gasoline			1991 cc	83.00 X 92.00	4 cyl	33
	01/1993 - 12/1997						
CR4105AM STD/0.25/0.5/0.75/1.0	C4105	4 Pairs		1.8874/1.8880 47.940/47.955	2.0079/2.0085 51.001/51.016	0.673 17.10	0.0596 1.514

Ford				Ford			
King Set No.	Part No.	Qty.	Position	Crankshaft Diameter	Housing Diameter	Length	Wall Thickness
MB5171AM STD/0.25/0.5/0.75/1.0	M5171U M5171L	5 Pairs		2.2022/2.2030 55.936/55.956	2.3622/2.3630 60.000/60.020	0.693 17.60	0.0792 2.012
TW 156AM STD/0.25	W 156	1 Pair		2.4409/2.4508 61.999/62.250	3.2028/3.2126 81.351/81.600	0.000 0.00	0.1004 2.550
34	122CI 2.0Liter SOHC, 8 Valves, vin X, Gasoline	01/1971 - 12/1974	1993 cc	90.81 X 76.99	4 cyl		34
CR4440AM STD/0.25/0.5/0.75/1.0/1.25	C4440	4 Pairs		2.0468/2.0472 51.989/51.999	2.1653/2.1661 54.999/55.019	0.786 19.97	0.0587 1.491
MB 545AM STD/0.25/0.5/0.75/1.0/1.25/1.5	M 545	5 Pairs		2.2437/2.2441 56.990/57.000	2.3866/2.3874 60.620/60.640	0.934 23.72	0.0710 1.803
TW 214AM STD/0.25/0.5	W 214D W 214E	2 Pairs		2.5039/2.5138 63.599/63.851	3.1594/3.1693 80.249/80.500	0.000 0.00	0.0921 2.339
CR4440XP STD/0.25/0.5 Optional to CR4440AM (Race bearings, Tri-metal [pMax Black])	C4440-PR	4 Pairs		2.0468/2.0472 51.989/51.999	2.1653/2.1661 54.999/55.019	0.786 19.97	0.0587 1.491
35	AZBA 2.0Liter Diesel Supercharged Intercooler		1997 cc	86.00 X 86.00	4 cyl		35
	LPBA 2.0Liter Diesel Supercharged Intercooler		1997 cc	86.00 X 86.00	4 cyl		
	N7BB 2.0Liter Diesel Supercharged Intercooler		1997 cc	86.00 X 86.00	4 cyl		
	ABFA 2.0Liter Diesel Supercharged Intercooler		1998 cc	86.00 X 86.00	4 cyl		
	D3FA 2.0Liter Diesel		1998 cc	86.00 X 86.00	4 cyl		
	D5BA 2.0Liter Diesel Supercharged		1998 cc	86.00 X 86.00	4 cyl		
	D6BA 2.0Liter DOHC, Diesel		1998 cc	86.00 X 86.00	4 cyl		
	F3FA 2.0Liter Diesel Supercharged		1998 cc	86.00 X 86.00	4 cyl		
	FIFA 2.0Liter Diesel Supercharged		1998 cc	86.00 X 86.00	4 cyl		
	FMBA 2.0Liter Diesel Supercharged		1998 cc	86.00 X 86.00	4 cyl		
	HJBA 2.0Liter Diesel Supercharged Intercooler		1998 cc	86.00 X 86.00	4 cyl		
	HJBB 2.0Liter Diesel Supercharged Intercooler		1998 cc	86.00 X 86.00	4 cyl		
	HJBC 2.0Liter Diesel Supercharged Intercooler		1998 cc	86.00 X 86.00	4 cyl		
	N7BA 2.0Liter Diesel Supercharged		1998 cc	86.00 X 86.00	4 cyl		
	SDBA 2.0Liter Diesel Supercharged		1998 cc	86.00 X 86.00	4 cyl		
	P8FB 2.2Liter Diesel Supercharged		2198 cc	86.00 X 94.40	4 cyl		
	PGFA 2.2Liter Diesel Supercharged Intercooler		2198 cc	86.00 X 94.60	4 cyl		
	QVFA 2.2Liter Diesel Supercharged		2198 cc	86.00 X 94.60	4 cyl		
	QWFA 2.2Liter Diesel Supercharged		2198 cc	86.00 X 94.60	4 cyl		
	SRFA 2.2Liter Diesel Supercharged Intercooler		2198 cc	86.00 X 94.60	4 cyl		
	SRFB 2.2Liter Diesel Supercharged Intercooler		2198 cc	86.00 X 94.60	4 cyl		
	SRFC 2.2Liter Diesel Supercharged Intercooler		2198 cc	86.00 X 94.60	4 cyl		
	SRFD 2.2Liter Diesel Supercharged Intercooler		2198 cc	86.00 X 94.60	4 cyl		
	SRFE 2.2 Liter, 16 Valves, Diesel Supercharged		2198 cc	86.00 X 84.60	4 cyl		

Ford				Ford			
King Set No.	Part No.	Qty.	Position	Crankshaft Diameter	Housing Diameter	Length	Wall Thickness
	QJBA 2.2Liter Diesel Supercharged Intercooler			2198 cc 86.00 X 94.60		4 cyl	
	QJBB 2.2Liter Diesel Supercharged Intercooler			2198 cc 86.00 X 94.60		4 cyl	
	147CI D2FE 2.4Liter Duratorq DI, DOHC, 16 Valves, Diesel Turbocharged	01/2000 - 05/2006		2402 cc 89.90 X 94.60		4 cyl	
	D2FA 2.4Liter Diesel			2402 cc 89.90 X 94.60		4 cyl	
	D2FB 2.4Liter Diesel Supercharged			2402 cc 89.90 X 94.60		4 cyl	
	D4FA 2.4Liter Diesel Supercharged			2402 cc 89.90 X 94.60		4 cyl	
	DOFA 2.4Liter Diesel Supercharged Intercooler			2402 cc 89.90 X 94.60		4 cyl	
	F4FA 2.4Liter Diesel Supercharged Intercooler			2402 cc 89.90 X 94.60		4 cyl	
CR4370CA STD/0.25/0.5/0.75/1.0	C4370U C4370L	4 Pairs		2.0858/2.0866 52.979/53.000	2.2046/2.2054 55.997/56.017	0.965 24.52	0.0585 1.486
MB5675AM <i>crank flange length mm</i> STD 30.17/30.12 0.25 30.17/30.12 0.5 30.17/30.12 0.75 30.17/30.12 1.0 30.17/30.12	M5411/1U M5411/1L	1 Pair		2.7565 70.015	2.9339 74.521	0.776 19.70	0.0887 2.253
	M5675/2U	3 Halves		2.5596 65.014	2.7370 69.520	0.953 24.20	0.0887 2.253
	M5411/2L	4 Halves		2.5596 65.014	2.7370 69.520	0.923 23.45	0.0887 2.253
	F5411	1 Half		2.5571/2.5579 64.950/64.971	2.7364/2.7370 69.505/69.520	1.192 30.27	0.0887 2.253
36	122CI N7A 2.0Liter DOHC, 16 Valves, Gasoline	07/1990 - 08/1998		1998 cc 86.00 X 86.00		4 cyl	36
	122CI N9F 2.0Liter DOHC, 8 Valves, Gasoline	04/1985 - 12/1994		1998 cc 86.00 X 86.00		4 cyl	
	122CI N8C 2.0Liter DOHC, 8 Valves, Gasoline			1998 cc 86.00 X 86.00		4 cyl	
	122CI NSD 2.0Liter DOHC, 8 Valves, Gasoline	03/1995 - 05/2006		1998 cc 86.00 X 86.00		4 cyl	
CR4134AM STD/0.25/0.5/0.75/1.0	C4134	4 Pairs		2.0035/2.0043 50.889/50.909	2.1217/2.1224 53.891/53.909	0.815 20.70	0.0584 1.483
MB5241AM STD/0.25/0.5/0.75	M5241U M5241L	5 Pairs	1,2,3,4,5	2.1646/2.1654 54.981/55.001	2.3341/2.3346 59.286/59.299	0.732 18.60	0.0842 2.139
37	122CI Mazda RF 2.0Liter SOHC, 8 Valves, vin H, Diesel	01/1984 - 12/1987		1998 cc 86.00 X 86.00		4 cyl	37
CR 405AM STD/0.25/0.5/0.75/1.0/1.25/1.5	C 405	4 Pairs		2.0055/2.0059 50.940/50.950	2.1259/2.1267 53.998/54.018	0.831 21.10	0.0594 1.509
MB5158AM STD/0.25/0.5/0.75/1.0/1.25/1.5	M5158/1	4 Pairs	1,2,4,5	2.3598/2.3604 59.939/59.954	2.5197/2.5204 64.000/64.018	0.748 19.00	0.0791 2.009
	M5158/3	1 Pair	3	2.3598/2.3604 59.939/59.954	2.5197/2.5204 64.000/64.018	0.827 21.00	0.0791 2.009
TW 268AM STD/0.25/0.5	W 268	2 Pairs		2.7260 69.240	3.3230 84.404	0.000 0.00	0.0807 2.050
38	20M-TS			1998 cc 84.00 X 60.00		6 cyl	38
CR 642Si STD/010/020/030/040	C 642	6 Pairs		2.1252/2.1260 53.980/54.000	2.2370/2.2378 56.820/56.840	0.648 16.45	0.0552 1.402
CS 410BB							









Ford				Ford			
							
King Set No.	Part No.	Qty.	Position	Crankshaft Diameter	Housing Diameter	Length	Wall Thickness
MB 431SI <i>crank flange length mm</i> STD 26.29/26.24 010 26.29/26.24 020 26.29/26.24 030 26.29/26.24 040 26.29/26.24	M4023U	3 Pairs	1,2,4	2.2433/2.2441 56.980/57.000	2.3866/2.3874 60.620/60.640	0.849 21.57	0.0710 1.803
	F4023U	1 Pair	3	2.2433/2.2441 56.980/57.000	2.3866/2.3874 60.620/60.640	1.039 26.39	0.0710 1.803
	M4023U	4 Pairs		2.2433/2.2441 56.980/57.000	2.3866/2.3874 60.620/60.640	0.849 21.57	0.0710 1.803
MB 435SI STD/010/020/030/040 Optional to MB 431SI (requires thrustwashers)	M4023U	4 Pairs		2.2433/2.2441 56.980/57.000	2.3866/2.3874 60.620/60.640	0.849 21.57	0.0710 1.803
39	133CI 2.2Liter SOHC, 12 Valves, vin C, Gasoline	01/1989 - 12/1992	2179 cc	86.00 X 94.00	4 cyl		39
	133CI 2.2Liter SOHC, 12 Valves, vin L, Gasoline Turbocharged	01/1989 - 12/1992	2179 cc	86.00 X 94.00	4 cyl		
CR 405AM STD/0.25/0.5/0.75/1.0/1.25/1.5	C 405	4 Pairs		2.0055/2.0059 50.940/50.950	2.1259/2.1267 53.998/54.018	0.831 21.10	0.0594 1.509
MB5528AM <i>crank flange length mm</i> STD 27.99/27.94 0.25 28.09/28.04 0.5 28.24/28.19 0.75 28.24/28.19 1.0 28.49/28.44 1.25 28.49/28.44 1.5 28.49/28.44	M5528	4 Pairs	1,2,4,5	2.3598/2.3608 59.939/59.964	2.5196/2.5204 63.998/64.018	0.752 19.10	0.0791 2.009
	F5528 M5528	1 Pair	3	2.3598/2.3608 59.939/59.964	2.5196/2.5204 63.998/64.018	1.106 28.09	0.0791 2.009
	M5528	4 Pairs	1,2,4,5	2.3598/2.3608 59.939/59.964	2.5196/2.5204 63.998/64.018	0.752 19.10	0.0791 2.009
MB5225AM Optional to MB5528AM (flange STD) <i>crank flange length mm</i> STD 27.99/27.94 0.25 28.02/27.97 0.5 28.02/27.97 0.75 28.02/27.97 1.0 28.02/27.97	M5528	4 Pairs	1,2,4,5	2.3598/2.3608 59.939/59.964	2.5196/2.5204 63.998/64.018	0.752 19.10	0.0791 2.009
	F5225 M5528	1 Pair	3	2.3598/2.3608 59.939/59.964	2.5196/2.5204 63.998/64.018	1.106 28.09	0.0791 2.009
40	134CI 2.2Liter LPG		2194 cc	87.33 X 91.44	4 cyl		40
	144CI 2.4Liter Diesel		2400 cc	90.50 X 91.44	4 cyl		
	172CI 2.8Liter LPG		2817 cc	99.06 X 91.44	4 cyl		
	192CI 3.2Liter LPG		3145 cc	104.90 X 91.44	4 cyl		
CR4069AM STD/010/020/030/040	C4069	4 Pairs		2.2978/2.2986 58.364/58.384	2.4230/2.4238 61.544/61.565	1.038 26.36	0.0621 1.577
MB3342AM <i>crank flange length mm</i> STD 44.48/44.43 002 44.50/44.45 010 44.50/44.45 020 44.50/44.45 030 44.50/44.45 040 44.50/44.45 050 44.50/44.45	M3342	2 Pairs	1,3	2.4969/2.4977 63.421/63.442	2.6912/2.6920 68.356/68.377	1.329 33.75	0.0961 2.441
	F3342	1 Pair	2	2.4969/2.4977 63.421/63.442	2.6912/2.6920 68.356/68.377	1.755 44.57	0.0961 2.441
41	140CI 2.3Liter HSC, OHV, 8 Valves, vin R,S,X, Gasoline	01/1984 - 12/1985	2294 cc	93.45 X 79.38	4 cyl		41
CR4009AM STD/010/020/030/040/060	C 618	4 Pairs		2.1232/2.1240 53.929/53.950	2.2390/2.2398 56.871/56.891	0.809 20.55	0.0573 1.455
CS 423BB							
MB5547AM <i>crank flange length mm</i> STD 32.28/32.23 010 32.31/32.26 020 32.31/32.26 030 32.31/32.26 040 32.31/32.26	M 785 M5547	1 Pair	1	2.2482/2.2490 57.104/57.125	2.4012/2.4020 60.990/61.011	1.019 25.88	0.0759 1.928
	M 785 M 762	3 Pairs	2,4,5	2.2482/2.2490 57.104/57.125	2.4012/2.4020 60.990/61.011	1.019 25.88	0.0759 1.928
	F 762 M 785	1 Pair	3	2.2482/2.2490 57.104/57.125	2.4012/2.4020 60.990/61.011	1.275 32.38	0.0758 1.925









Ford				Ford			
King Set No.	Part No.	Qty.	Position	Crankshaft Diameter	Housing Diameter	Length	Wall Thickness
42	140CI 2.3Liter DURATEC, DOHC, 16 Valves, vin D,Z, Gasoline	01/2001 - 12/2009	2294 cc	87.40 X 94.00	4 cyl		42
	140CI 2.3Liter DURATEC, DOHC, 16 Valves, vin H, Electric/Gas	01/2005 - 12/2008	2294 cc	87.40 X 94.00	4 cyl		
CR4507SI STD/0.25/0.5/0.75/1.0	C4507	4 Pairs		1.9677/1.9685 49.980/50.000	2.0876/2.0884 53.025/53.045	0.669 17.00	0.0590 1.499
MB5442SI STD/0.25/0.5/0.75/1.0	M5442U M5442L	4 Pairs	1,2,4,5	2.0464/2.0472 51.979/51.999	2.2448/2.2455 57.018/57.036	0.752 19.10	0.0986 2.504
	MK5442 M5442L	1 Pair	3	2.0464/2.0472 51.979/51.999	2.2448/2.2455 57.018/57.036	1.018 25.85	0.0986 2.504
CR4507XP STD/STDX/.025/0.25 Optional to CR4507SI (Race bearings, Tri-metal [pMax Black])	C4507-PR	4 Pairs		1.9677/1.9685 49.980/50.000	2.0876/2.0884 53.025/53.045	0.669 17.00	0.0591 1.501
43	140CI 2.3Liter SOHC, 8 Valves, vin A,M, Gasoline	01/1989 - 12/1997	2294 cc	96.01 X 79.38	4 cyl		43
	140CI 2.3Liter SOHC, 8 Valves, vin W, Gasoline Turbocharged	01/1989 - 12/1990	2294 cc	96.01 X 79.38	4 cyl		
CR4476SI STD/0.25/0.5/0.75/1.0/1.5	C4476	4 Pairs		2.0465/2.0472 51.981/51.999	2.1720/2.1728 55.169/55.189	0.799 20.30	0.0623 1.582
CS 328BB							
CS 417BB							
CS 417BBX							
MB5278AM crank flange length mm STD 30.35/30.30 0.25 30.38/30.33 0.5 30.38/30.33 0.75 30.38/30.33 1.0 30.38/30.33	M5278U M5278L	4 Pairs	1,2,4,5	2.2051/2.2059 56.010/56.030	2.3971/2.3979 60.886/60.907	0.949 24.10	0.0954 2.423
	F5278 M5278L	1 Pair	3	2.2051/2.2059 56.010/56.030	2.3971/2.3979 60.886/60.907	1.199 30.45	0.0954 2.423
MB5278XP Optional to MB5278AM (Race bearings, Tri-metal [pMax Black]) crank flange length mm STD 30.35/30.30 010 30.35/30.30 020 30.35/30.30	M5278U-PR M5278L-PR	4 Pairs	1,2,4,5	2.2051/2.2059 56.010/56.030	2.3971/2.3979 60.886/60.907	0.949 24.10	0.0954 2.423
	F5278-PR M5278L-PR	1 Pair	3	2.2051/2.2059 56.010/56.030	2.3971/2.3979 60.886/60.907	1.199 30.45	0.0954 2.423
44	140CI 2.3Liter HSC, OHV, 8 Valves, vin R,S,X, Gasoline	01/1986 - 12/1994	2294 cc	93.45 X 79.38	4 cyl		44
CR4010AM STD/010/020/030/040	C4010	4 Pairs		2.1232/2.1240 53.929/53.950	2.2390/2.2398 56.871/56.891	0.811 20.60	0.0573 1.455
CS 423BB							
MB5547AM crank flange length mm STD 32.28/32.23 010 32.31/32.26 020 32.31/32.26 030 32.31/32.26 040 32.31/32.26	M 785 M5547	1 Pair	1	2.2482/2.2490 57.104/57.125	2.4012/2.4020 60.990/61.011	1.019 25.88	0.0759 1.928
	M 785 M 762	3 Pairs	2,4,5	2.2482/2.2490 57.104/57.125	2.4012/2.4020 60.990/61.011	1.019 25.88	0.0759 1.928
	F 762 M 785	1 Pair	3	2.2482/2.2490 57.104/57.125	2.4012/2.4020 60.990/61.011	1.275 32.38	0.0758 1.925
45	140CI 2.3Liter SOHC, 8 Valves, Diesel Turbocharged	01/1985 - 12/1987	2300 cc	91.10 X 90.00	4 cyl		45
CR4466AM STD/0.25/0.5/0.75/1.0/1.5	C4466	4 Pairs		2.0858/2.0866 52.979/53.000	2.2047/2.2055 55.999/56.020	0.982 24.95	0.0589 1.496
MB 577AM crank flange length mm STD 30.96/30.91 0.25 31.06/31.01 0.5 31.21/31.16 0.75 31.21/31.16 1.0 31.21/31.16 1.25 31.46/31.41 1.5 31.46/31.41	M 577	4 Pairs	1,2,4,5	2.5976/2.5984 65.979/65.999	2.7559/2.7567 70.000/70.020	0.984 25.00	0.0783 1.989
	F 577	1 Pair	3	2.5976/2.5984 65.979/65.999	2.7559/2.7567 70.000/70.020	1.223 31.06	0.0783 1.989

Ford				Ford			
							
King Set No.	Part No.	Qty.	Position	Crankshaft Diameter	Housing Diameter	Length	Wall Thickness
CR4586XP STD/STDX/0.25 Optional to CR4466AM (Race bearings, Tri-metal [pMax Black])	C4586-PR	4 Pairs		2.0454/2.0461 51.953/51.971	2.1654/2.1657 55.001/55.009	0.669 17.00	0.0591 1.501
MB5228AM Optional to MB 577AM (flange STD) <i>crank flange length mm</i> STD 30.96/30.91 0.25 30.99/30.94 0.5 30.99/30.94 0.75 30.99/30.94 1.0 30.99/30.94	M 577	4 Pairs	1,2,4,5	2.5976/2.5984 65.979/65.999	2.7559/2.7567 70.000/70.020	0.984 25.00	0.0783 1.989
	F5228	1 Pair	3	2.5976/2.5984 65.979/65.999	2.7559/2.7567 70.000/70.020	1.223 31.06	0.0782 1.986
46	152CI SFB 2.3Liter 8 Valves, Diesel Turbocharged	04/1985 - 12/1994	2304 cc	94.00 X 90.00	4 cyl		46
	152CI STP 2.3Liter OHV, 8 Valves, Diesel	08/1977 - 08/1985	2304 cc	94.00 X 90.00	4 cyl		
	152CI STR 2.3Liter OHV, 8 Valves, Diesel	04/1985 - 12/1994	2304 cc	94.00 X 90.00	4 cyl		
	152CI YTR 2.3Liter SOHC/OHC, 8 Valves, Diesel	01/1987 - 03/1993	2304 cc	94.00 X 83.00	4 cyl		
CR4016AM STD/0.3/0.5/0.8/1.0	C4016	4 Pairs		2.1651/2.1662 54.994/55.021	2.3125/2.3130 58.738/58.750	1.142 29.00	0.0724 1.839
MB5551AM STD/0.3/0.5/0.8/1.0	M5551/1U M5551/1L	3 Pairs	1,3,5	2.3620/2.3630 59.995/60.020	2.5091/2.5098 63.731/63.749	1.181 30.00	0.0723 1.836
	M5551/2U M5551/2L	2 Pairs	2,4	2.3620/2.3630 59.995/60.020	2.5091/2.5098 63.731/63.749	0.945 24.00	0.0723 1.836
TW 110AM STD/0.25	W 110	1 Pair		2.2047/2.2146 55.999/56.251	3.0709/3.0807 78.001/78.250	0.000 0.00	0.0984 2.499
47	144CI 4AA 2.4Liter OHV, 8 Valves, Diesel	01/1977 - 10/1986	2358 cc	93.70 X 85.60	4 cyl		47
CR4499AM STD/0.25/0.5/0.75/1.0/1.25	C4499	4 Pairs		2.3614/2.3622 59.980/60.000	2.5002/2.5008 63.505/63.520	1.028 26.10	0.0683 1.735
MB5515AM STD/0.25/0.5/0.75/1.0/1.25	M5515/1	3 Pairs	1,2,4	2.7555/2.7559 69.990/70.000	2.9134/2.9138 74.000/74.011	0.908 23.06	0.0780 1.981
	M5515/3	1 Pair	3	2.7550/2.7559 69.977/70.000	2.9134/2.9138 74.000/74.011	1.062 26.97	0.0780 1.981
	M5515/5	1 Pair	5	3.0311/3.0315 76.990/77.000	3.1890/3.1894 81.001/81.011	0.869 22.07	0.0780 1.981
48	144CI 2.4Liter OHV, 12 Valves, vin D,S, Gasoline	01/1960 - 12/1964	2358 cc	88.90 X 63.50	6 cyl		48
	170CI 2.8Liter OHV, 12 Valves, vin U, Gasoline	01/1961 - 12/1972	2786 cc	88.90 X 74.63	6 cyl		
	200CI 3.3Liter OHV, 12 Valves, vin T, Gasoline	01/1963 - 12/1964	3277 cc	93.47 X 79.38	6 cyl		
CR 618AM STD/001/010/020/030/040/050	C 618	6 Pairs		2.1232/2.1240 53.929/53.950	2.2390/2.2398 56.871/56.891	0.809 20.55	0.0573 1.455
CS 418BB							
MB 409AM <i>crank flange length mm</i> STD 32.28/32.23 010 32.31/32.26 020 32.31/32.26 030 32.31/32.26 040 32.31/32.26 050 32.31/32.26	M 762	3 Pairs	1,2,4	2.2482/2.2490 57.104/57.125	2.4012/2.4020 60.990/61.011	1.019 25.88	0.0759 1.928
	F 762	1 Pair	3	2.2482/2.2490 57.104/57.125	2.4012/2.4020 60.990/61.011	1.275 32.38	0.0758 1.925
CR 618XP STD/STDX/001/010/020 Optional to CR 618AM (Race bearings, Tri-metal [pMax Black])	C 618-PR	6 Pairs		2.1234/2.1238 53.934/53.945	2.2390/2.2398 56.871/56.891	0.809 20.55	0.0572 1.453

Ford				Ford			
King Set No.	Part No.	Qty.	Position	Crankshaft Diameter	Housing Diameter	Length	Wall Thickness
49	144CI 2.4Liter OHV	2358 cc	88.90 X 63.50	6 cyl			49
	170CI 2.8Liter OHV	2784 cc	88.90 X 74.68	6 cyl			
CR 618AM STD/001/010/020/030/040/050	C 618	6 Pairs		2.1232/2.1240 53.929/53.950	2.2390/2.2398 56.871/56.891	0.809 20.55	0.0573 1.455
CS 418BB							
MB 409AM	M 762	3 Pairs	1,2,4	2.2482/2.2490 57.104/57.125	2.4012/2.4020 60.990/61.011	1.019 25.88	0.0759 1.928
<i>crank flange length mm</i> STD 32.28/32.23 010 32.31/32.26 020 32.31/32.26 030 32.31/32.26 040 32.31/32.26 050 32.31/32.26	F 762	1 Pair	3	2.2482/2.2490 57.104/57.125	2.4012/2.4020 60.990/61.011	1.275 32.38	0.0758 1.925
CR 618XP STD/STDX/001/010/020 Optional to CR 618AM (Race bearings, Tri-metal [pMax Black])	C 618-PR	6 Pairs		2.1234/2.1238 53.934/53.945	2.2390/2.2398 56.871/56.891	0.809 20.55	0.0572 1.453
50	FXFA 2.4Liter Diesel Supercharged	2402 cc	89.90 X 94.60	4 cyl			50
	H9FA 2.4Liter Diesel Supercharged Intercooler	2402 cc	89.90 X 94.60	4 cyl			
	H9FB 2.4Liter Diesel Supercharged Intercooler	2402 cc	89.90 X 94.60	4 cyl			
	H9FD 2.4Liter Diesel Supercharged Intercooler	2402 cc	89.90 X 94.60	4 cyl			
	JXFA 2.4Liter Diesel Supercharged Intercooler	2402 cc	89.90 X 94.60	4 cyl			
	JXFC 2.4Liter Diesel Supercharged Intercooler	2402 cc	89.90 X 94.60	4 cyl			
	PHFA 2.4Liter Diesel Supercharged Intercooler	2402 cc	89.90 X 94.60	4 cyl			
	PHFC 2.4Liter Diesel Supercharged Intercooler	2402 cc	89.90 X 94.60	4 cyl			
MB5675AM	M5411/1U M5411/1L	1 Pair		2.7565 70.015	2.9339 74.521	0.776 19.70	0.0887 2.253
<i>crank flange length mm</i> STD 30.17/30.12 0.25 30.17/30.12 0.5 30.17/30.12 0.75 30.17/30.12 1.0 30.17/30.12	M5675/2U	3 Halves		2.5596 65.014	2.7370 69.520	0.953 24.20	0.0887 2.253
	M5411/2L	4 Halves		2.5596 65.014	2.7370 69.520	0.923 23.45	0.0887 2.253
	F5411	1 Half		2.5571/2.5579 64.950/64.971	2.7364/2.7370 69.505/69.520	1.192 30.27	0.0887 2.253
51	2603E	2495 cc	93.65 X 60.35	6 cyl			51
	3012E	2994 cc	93.65 X 72.41	6 cyl			
CR 646AM STD/010/020/030/040	C 449	6 Pairs		2.3761/2.3769 60.353/60.373	2.5210/2.5215 64.033/64.046	0.705 17.90	0.0719 1.826
MB 420AM STD/010/020/030/040	M3315U M3315L	4 Pairs		2.5010/2.5014 63.525/63.536	2.6600/2.6662 67.564/67.721	0.824 20.93	0.0818 2.078
TW 205AM STD/0.25	W 205D W 205E	2 Pairs		2.7150/2.7250 68.961/69.215	3.3700/3.3800 85.598/85.852	0.000 0.00	0.0930 2.362
MB4200AM STD/010/020/040 Optional to MB 420AM (housing bore +.015")	M3335U M3335L	4 Pairs		2.5010/2.5014 63.525/63.536	2.6804/2.6812 68.082/68.102	0.824 20.93	0.0893 2.268

Ford				Ford			
King Set No.	Part No.	Qty.	Position	Crankshaft Diameter	Housing Diameter	Length	Wall Thickness
52	152CI 4AB 2.5Liter OHV, 8 Valves, Diesel	01/1977 - 09/1992	2496 cc	93.70 X 90.54	4 cyl		52
	152CI 4DA 2.5Liter OHV, 8 Valves, Diesel Turbocharged	01/1991 - 08/1994	2496 cc	93.70 X 90.54	4 cyl		
	152CI 4ED 2.5Liter OHV, 8 Valves, Diesel Turbocharged	06/1994 - 07/2000	2496 cc	93.70 X 90.54	4 cyl		
	152CI 4HB 2.5Liter OHV, 8 Valves, Diesel	06/1994 - 12/2000	2496 cc	93.70 X 90.54	4 cyl		
CR4499AM STD/0.25/0.5/0.75/1.0/1.25	C4499	4 Pairs		2.3614/2.3622 59.980/60.000	2.5002/2.5008 63.505/63.520	1.028 26.10	0.0683 1.735
MB5589AM STD/0.25/0.5/0.75/1.25/1.5	M5515/1 M5589/1	3 Pairs	1,2,4	2.7555/2.7559 69.990/70.000	2.9134/2.9138 74.000/74.011	0.908 23.06	0.0780 1.981
	M5515/3 M5589/3	1 Pair	3	2.7555/2.7559 69.990/70.000	2.9134/2.9138 74.000/74.011	1.062 26.97	0.0780 1.981
	M5515/5	1 Pair	5	3.0311/3.0315 76.990/77.000	3.1890/3.1894 81.001/81.011	0.869 22.07	0.0780 1.981
53	152CI 4GB 2.5Liter OHV, 8 Valves, Diesel Turbocharged	01/1991 - 12/2000	2496 cc	93.65 X 90.54	4 cyl		53
CR4176CP STD/0.25/0.5	C4176	4 Pairs		2.3614/2.3622 59.980/60.000	2.5002/2.5008 63.505/63.520	1.028 26.10	0.0684 1.737
MB5589AM STD/0.25/0.5/0.75/1.25/1.5	M5515/1 M5589/1	3 Pairs	1,2,4	2.7555/2.7559 69.990/70.000	2.9134/2.9138 74.000/74.011	0.908 23.06	0.0780 1.981
	M5515/3 M5589/3	1 Pair	3	2.7555/2.7559 69.990/70.000	2.9134/2.9138 74.000/74.011	1.062 26.97	0.0780 1.981
	M5515/5	1 Pair	5	3.0311/3.0315 76.990/77.000	3.1890/3.1894 81.001/81.011	0.869 22.07	0.0780 1.981
TW2014AM STD	W2014D W2014E	2 Pairs		3.1004/3.1102 78.750/78.999	3.7008/3.7106 94.000/94.249	0.000 0.00	0.1120 2.845
54	152CI Mazda KL-ZE 2.5Liter DOHC, 24 Valves, vin B, Gasoline	01/1993 - 12/1997	2497 cc	84.50 X 74.00	6 cyl		54
CR6655AM STD/0.25/0.5/0.75/1.0	C6655	6 Pairs		2.0839/2.0848 52.931/52.954	2.2047/2.2055 55.999/56.020	0.668 16.97	0.0596 1.514
MB 496AM STD/0.25/0.5/0.75/1.0	M 496/1U M 496/1L	3 Pairs		2.4386/2.4392 61.940/61.956	2.6356/2.6367 66.944/66.972	0.708 17.98	0.0988 2.510
	M 496/2U M 496/2L	1 Pair		2.4386/2.4392 61.940/61.956	2.6356/2.6367 66.944/66.972	0.864 21.95	0.0988 2.510
TW 256AM STD	W 256D W 256E	2 Pairs		2.6772/2.6870 68.001/68.250	3.1496/3.1594 80.000/80.249	0.000 0.00	0.0810 2.057
55	WL 2.5Liter SOHC, 8 Valves, Diesel Turbocharged	01/1996 -	2499 cc	93.00 X 92.00	4 cyl		55
	WLT 2.5Liter SOHC, Diesel	01/1999 - 12/2006	2499 cc	93.00 X 92.00	4 cyl		
CR4285CP STD/0.25/0.5	C4285	4 Pairs		2.1636 54.955	2.2834/2.2843 57.998/58.021	0.929 23.60	0.0592 1.504
MB5312AM STD/0.25/0.5/0.75/1.0	M5312U M5312L	5 Pairs	1,2,3,4, 5	2.6360 66.954	2.7961 71.021	0.890 22.60	0.0787 1.999
TW 269AM STD/0.25	W 269	2 Pairs		2.9488/2.9587 74.900/75.151	3.5965/3.6063 91.351/91.600	0.000 0.00	0.0980 2.489
56	3.152/A3.152 D Diesel		2500 cc	91.49 X 127.00	3 cyl		56
CR 301AM STD/010/020/030/040/050	C 454	3 Pairs		2.2485/2.2490 57.112/57.125	2.3950/2.3955 60.833/60.846	1.189 30.20	0.0720 1.829

Ford				Ford			
							
King Set No.	Part No.	Qty.	Position	Crankshaft Diameter	Housing Diameter	Length	Wall Thickness
MB 440AM STD/010/020/030/040/050 1957-	M 504/1U M 504/1L	1 Pair	1	2.7485/2.7490 69.812/69.825	2.9165/2.9170 74.079/74.092	1.273 32.33	0.0828 2.103
	M 504/2	2 Pairs	2,3	2.7485/2.7490 69.812/69.825	2.9165/2.9170 74.079/74.092	0.936 23.77	0.0828 2.103
	M 504/3	1 Pair	4	2.7485/2.7490 69.812/69.825	2.9165/2.9170 74.079/74.092	1.541 39.15	0.0828 2.103
57	153CI 2.5Liter HSC, OHV, 8 Valves, vin N, Gasoline	01/1986 - 12/1991	2507 cc	93.45 X 90.88	4 cyl		57
CR4010AM STD/010/020/030/040	C4010	4 Pairs		2.1232/2.1240 53.929/53.950	2.2390/2.2398 56.871/56.891	0.811 20.60	0.0573 1.455
CS 423BB							
MB5547AM <i>crank flange length mm</i> STD 32.28/32.23 010 32.31/32.26 020 32.31/32.26 030 32.31/32.26 040 32.31/32.26	M 785 M5547	1 Pair	1	2.2482/2.2490 57.104/57.125	2.4012/2.4020 60.990/61.011	1.019 25.88	0.0759 1.928
	M 785 M 762	3 Pairs	2,4,5	2.2482/2.2490 57.104/57.125	2.4012/2.4020 60.990/61.011	1.019 25.88	0.0759 1.928
	F 762 M 785	1 Pair	3	2.2482/2.2490 57.104/57.125	2.4012/2.4020 60.990/61.011	1.275 32.38	0.0758 1.925
58	153CI 2.5Liter SOHC, 8 Valves, vin C, Gasoline	01/1998 - 12/2001	2507 cc	95.99 X 86.49	4 cyl		58
CR4476SI STD/0.25/0.5/0.75/1.0/1.5	C4476	4 Pairs		2.0465/2.0472 51.981/51.999	2.1720/2.1728 55.169/55.189	0.799 20.30	0.0623 1.582
MB5278AM <i>crank flange length mm</i> STD 30.35/30.30 0.25 30.38/30.33 0.5 30.38/30.33 0.75 30.38/30.33 1.0 30.38/30.33	M5278U M5278L	4 Pairs	1,2,4,5	2.2051/2.2059 56.010/56.030	2.3971/2.3979 60.886/60.907	0.949 24.10	0.0954 2.423
	F5278 M5278L	1 Pair	3	2.2051/2.2059 56.010/56.030	2.3971/2.3979 60.886/60.907	1.199 30.45	0.0954 2.423
MB5278XP Optional to MB5278AM (Race bearings, Tri-metal [pMax Black]) <i>crank flange length mm</i> STD 30.35/30.30 010 30.35/30.30 020 30.35/30.30	M5278U-PR M5278L-PR	4 Pairs	1,2,4,5	2.2051/2.2059 56.010/56.030	2.3971/2.3979 60.886/60.907	0.949 24.10	0.0954 2.423
	F5278-PR M5278L-PR	1 Pair	3	2.2051/2.2059 56.010/56.030	2.3971/2.3979 60.886/60.907	1.199 30.45	0.0954 2.423
59	155CI 2.5Liter DURATEC, DOHC, 24 Valves, vin G,L, Gasoline	01/1995 - 12/2002	2540 cc	82.30 X 79.50	6 cyl		59
	181CI 3.0Liter DURATEC, DOHC, 24 Valves, vin 1,S, Gasoline	01/1996 - 12/2006	2982 cc	89.00 X 79.50	6 cyl		
CR6751SI STD/0.25/0.5/0.75/1.0	C6751	6 Pairs		1.9674/1.9681 49.972/49.990	2.0872/2.0880 53.015/53.035	0.707 17.95	0.0592 1.504
MB4056SI contains thrustwashers <i>crank flange length mm</i> STD 22.31/22.26 0.25 22.34/22.29 0.5 22.34/22.29 0.75 22.34/22.29 1.0 22.34/22.29	M4056U M4056L	3 Pairs	1,2,4	2.4791/2.4800 62.969/62.992	2.6771/2.6780 67.998/68.021	0.705 17.90	0.0985 2.502
	M4056U F4056L	1 Pair	3	2.4791/2.4800 62.969/62.992	2.6771/2.6780 67.998/68.021	0.882 22.41	0.0985 2.502
	W4056	1 Half	3	0.0000 0.000	0.0000 0.000	0.004 0.10	0.0767 1.948
60	156CI 2.6Liter OHV, 12 Valves, vin U, Gasoline	01/1972 - 12/1973	2551 cc	89.99 X 66.68	6 cyl		60
CR 642SI STD/010/020/030/040	C 642	6 Pairs		2.1252/2.1260 53.980/54.000	2.2370/2.2378 56.820/56.840	0.648 16.45	0.0552 1.402
MB 431SI <i>crank flange length mm</i> STD 26.29/26.24 010 26.29/26.24 020 26.29/26.24 030 26.29/26.24 040 26.29/26.24	M4023U	3 Pairs	1,2,4	2.2433/2.2441 56.980/57.000	2.3866/2.3874 60.620/60.640	0.849 21.57	0.0710 1.803
	F4023U	1 Pair	3	2.2433/2.2441 56.980/57.000	2.3866/2.3874 60.620/60.640	1.039 26.39	0.0710 1.803









Ford				Ford			
							
King Set No.	Part No.	Qty.	Position	Crankshaft Diameter	Housing Diameter	Length	Wall Thickness
MB 435SI STD/010/020/030/040 Optional to MB 431SI (requires thrustwashers)	M4023U	4 Pairs		2.2433/2.2441 56.980/57.000	2.3866/2.3874 60.620/60.640	0.849 21.57	0.0710 1.803
61	32D Diesel	2590 cc	106.70 X 96.52	3 cyl			61
	40D Diesel	2870 cc	106.70 X 106.91	3 cyl			
	32D Diesel	2870 cc	106.70 X 109.97	3 cyl			
	BSD 332 Diesel	3147 cc	111.78 X 106.89	3 cyl			
	BSD 333H Diesel Direct Injection	3294 cc	111.78 X 111.89	3 cyl			
	BSD 333 Diesel	3294 cc	111.78 X 106.89	3 cyl			
	201 CU. IN. D Diesel	3294 cc	111.78 X 111.76	3 cyl			
CR 302AM STD/010/020/030/040/060	C4418	3 Pairs		2.7496/2.7504 69.840/69.860	2.9412/2.9420 74.706/74.727	1.409 35.80	0.0945 2.400
MB 419AM <i>crank flange length mm</i> STD 36.83/36.78 010 36.83/36.78 020 36.83/36.78 030 36.83/36.78 040 37.08/37.03 050 37.08/37.03 060 37.08/37.03	M 530U M 530L	3 Pairs	1,3,4	3.3714/3.3722 85.634/85.654	3.6242/3.6250 92.055/92.075	1.109 28.17	0.1249 3.172
	F 530U F 530L	1 Pair	2	3.3714/3.3722 85.634/85.654	3.6242/3.6250 92.055/92.075	1.454 36.93	0.1249 3.172
62	158CI 2.6Liter LPG	2600 cc	106.76 X 96.85	3 cyl			62
	175CI 2.9Liter LPG	2900 cc	106.76 X 106.76	3 cyl			
	183CI 3.0Liter Diesel	3000 cc	106.76 X 106.76	3 cyl			
	192CI 3.2Liter LPG	3200 cc	111.91 X 106.76	3 cyl			
	201CI 3.3Liter LPG	3300 cc	111.91 X 111.91	3 cyl			
CR 302AM STD/010/020/030/040/060	C4418	3 Pairs		2.7496/2.7504 69.840/69.860	2.9412/2.9420 74.706/74.727	1.409 35.80	0.0945 2.400
MB 419AM <i>crank flange length mm</i> STD 36.83/36.78 010 36.83/36.78 020 36.83/36.78 030 36.83/36.78 040 37.08/37.03 050 37.08/37.03 060 37.08/37.03	M 530U M 530L	3 Pairs	1,3,4	3.3714/3.3722 85.634/85.654	3.6242/3.6250 92.055/92.075	1.109 28.17	0.1249 3.172
	F 530U F 530L	1 Pair	2	3.3714/3.3722 85.634/85.654	3.6242/3.6250 92.055/92.075	1.454 36.93	0.1249 3.172
63	171CI 2.8Liter OHV, 12 Valves, vin S, Gasoline	01/1983 - 12/1986	2792 cc	92.99 X 68.61	6 cyl		63
CR 642SI STD/010/020/030/040	C 642	6 Pairs		2.1252/2.1260 53.980/54.000	2.2370/2.2378 56.820/56.840	0.648 16.45	0.0552 1.402
CS 424BB							
MB 431SI <i>crank flange length mm</i> STD 26.29/26.24 010 26.29/26.24 020 26.29/26.24 030 26.29/26.24 040 26.29/26.24	M4023U	3 Pairs	1,2,4	2.2433/2.2441 56.980/57.000	2.3866/2.3874 60.620/60.640	0.849 21.57	0.0710 1.803
	F4023U	1 Pair	3	2.2433/2.2441 56.980/57.000	2.3866/2.3874 60.620/60.640	1.039 26.39	0.0710 1.803
MB 435SI STD/010/020/030/040 Optional to MB 431SI (requires thrustwashers)	M4023U	4 Pairs		2.2433/2.2441 56.980/57.000	2.3866/2.3874 60.620/60.640	0.849 21.57	0.0710 1.803









Ford				Ford					
King Set No.	Part No.	Qty.	Position	Crankshaft Diameter	Housing Diameter	Length	Wall Thickness		
64	170CI PRD 2.8Liter OHV, 12 Valves, Gasoline	08/1977 - 08/1985	2792 cc	93.01 X 68.50	6 cyl		64		
	170CI PRE 2.8Liter OHV, 12 Valves, Gasoline	04/1985 - 09/1994	2792 cc	93.01 X 68.50	6 cyl				
	170CI PRT 2.8Liter OHV, 12 Valves, Gasoline	08/1982 - 02/1987	2792 cc	93.01 X 68.50	6 cyl				
	170CI PRN 2.8Liter OHV, 12 Valves, Gasoline	08/1977 - 04/1987	2792 cc	93.01 X 68.50	6 cyl				
CR 642SI STD/010/020/030/040	C 642	6 Pairs		2.1252/2.1260 53.980/54.000	2.2370/2.2378 56.820/56.840	0.648 16.45	0.0552 1.402		
CS 410BB									
MB 435SI STD/010/020/030/040	M4023U	4 Pairs		2.2433/2.2441 56.980/57.000	2.3866/2.3874 60.620/60.640	0.849 21.57	0.0710 1.803		
TW 223AM STD	W 223	2 Pairs		2.5040/2.5140 63.602/63.856	3.1590/3.1690 80.239/80.493	0.000 0.00	0.0910 2.311		
65	170CI AAA 2.8Liter DOHC, 12 Valves, Gasoline	05/1995 - 03/2010	2792 cc	81.00 X 90.30	6 cyl		65		
	CR6764AM STD/0.25/0.5/0.75/1.0	C6764	6 Pairs		2.1243/2.1251 53.957/53.978	2.2362/2.2370 56.799/56.820		0.665 16.90	0.0552 1.402
	MB7089AM STD/0.25/0.5/0.75	M7089U M7089L	7 Pairs	1,2,3,4, 5,6,7	2.3606/2.3613 59.959/59.977	2.5591/2.5594 65.001/65.009		0.669 17.00	0.0985 2.502
	CR6764XP STD/0.25/0.5 Optional to CR6764AM (Race bearings, Tri-metal [pMax Black])	C6764-PR	6 Pairs		2.1243/2.1251 53.957/53.978	2.2362/2.2370 56.799/56.820		0.665 16.90	0.0552 1.402
MB7089XP STD/0.25/0.5 Optional to MB7089AM (Race bearings, Tri-metal [pMax Black])	M7089U-PR M7089L-PR	7 Pairs	1,2,3,4, 5,6,7	2.3606/2.3613 59.959/59.977	2.5591/2.5594 65.001/65.009	0.669 17.00	0.0985 2.502		
66	171CI 2.8Liter OHV, 12 Valves, vin Z, Gasoline	01/1974 - 12/1979	2792 cc	92.99 X 68.61	6 cyl		66		
	CR 642SI STD/010/020/030/040	C 642	6 Pairs		2.1252/2.1260 53.980/54.000	2.2370/2.2378 56.820/56.840		0.648 16.45	0.0552 1.402
	MB 435SI STD/010/020/030/040	M4023U	4 Pairs		2.2433/2.2441 56.980/57.000	2.3866/2.3874 60.620/60.640		0.849 21.57	0.0710 1.803
	TW 223AM STD	W 223	2 Pairs		2.5040/2.5140 63.602/63.856	3.1590/3.1690 80.239/80.493		0.000 0.00	0.0910 2.311
67	177CI 2.9Liter OHV, 12 Valves, vin T, Gasoline	01/1990 - 12/1992	2900 cc	92.99 X 71.91	6 cyl		67		
	CR 642SI STD/010/020/030/040	C 642	6 Pairs		2.1252/2.1260 53.980/54.000	2.2370/2.2378 56.820/56.840		0.648 16.45	0.0552 1.402
	CS 424BB								
	MB4023SI crank flange length mm STD 26.29/26.24 010 26.29/26.24 020 26.29/26.24 030 26.29/26.24 040 26.29/26.24	M4023U M4023L F4023U F4023L	3 Pairs 1 Pair	1,2,4 3	2.2433/2.2441 56.980/57.000 2.2433/2.2441 56.980/57.000	2.3866/2.3874 60.620/60.640 2.3866/2.3874 60.620/60.640		0.849 21.57 1.039 26.39	0.0710 1.803 0.0710 1.803
68	177CI 2.9Liter OHV, 12 Valves, vin V, Gasoline	01/1986 - 12/1989	2900 cc	92.99 X 71.91	6 cyl		68		
	CR 642SI STD/010/020/030/040	C 642	6 Pairs		2.1252/2.1260 53.980/54.000	2.2370/2.2378 56.820/56.840		0.648 16.45	0.0552 1.402
CS 424BB									









Ford				Ford			
King Set No.	Part No.	Qty.	Position	Crankshaft Diameter	Housing Diameter	Length	Wall Thickness
MB 431SI crank flange length mm STD 26.29/26.24 010 26.29/26.24 020 26.29/26.24 030 26.29/26.24 040 26.29/26.24	M4023U	3 Pairs	1,2,4	2.2433/2.2441 56.980/57.000	2.3866/2.3874 60.620/60.640	0.849 21.57	0.0710 1.803
	F4023U	1 Pair	3	2.2433/2.2441 56.980/57.000	2.3866/2.3874 60.620/60.640	1.039 26.39	0.0710 1.803
MB 435SI STD/010/020/030/040 Optional to MB 431SI (requires thrustwashers)	M4023U	4 Pairs		2.2433/2.2441 56.980/57.000	2.3866/2.3874 60.620/60.640	0.849 21.57	0.0710 1.803
69	177CI 2.9Liter V6 Injection	2933 cc	93.00 X 72.00	6 cyl			69
CR 642SI STD/010/020/030/040	C 642	6 Pairs		2.1252/2.1260 53.980/54.000	2.2370/2.2378 56.820/56.840	0.648 16.45	0.0552 1.402
MB4015AM crank flange length mm STD 26.29/26.24 010 26.54/26.49 020 26.54/26.49	M4023U M 468	3 Pairs	1,2,4	2.2433/2.2441 56.980/57.000	2.3866/2.3874 60.620/60.640	0.849 21.57	0.0710 1.803
	F 499 M 468	1 Pair	3	2.2433/2.2441 56.980/57.000	2.3866/2.3874 60.620/60.640	1.039 26.39	0.0710 1.803
70	182CI 3.0Liter VULCAN, OHV, 12 Valves, vin 1,2,U, Gasoline	01/1986 - 12/2008	2982 cc	89.00 X 80.00	6 cyl		70
CR 691SI STD/0.25/0.5/0.75/1.0	C 691	6 Pairs		2.1253/2.1261 53.983/54.003	2.2500/2.2508 57.150/57.170	0.757 19.23	0.0616 1.565
CS 425BB							
MB 459SI crank flange length mm STD 25.65/25.60 0.25 25.68/25.63 0.5 25.68/25.63 0.75 25.68/25.63	M 459/1U M 459/1L	2 Pairs	1,2	2.5190/2.5198 63.983/64.003	2.7120/2.7127 68.885/68.903	0.735 18.67	0.0958 2.433
	M 459/4U M 459/4L	1 Pair	4	2.5190/2.5198 63.983/64.003	2.7120/2.7127 68.885/68.903	1.062 26.98	0.0958 2.433
	F 459U F 459L	1 Pair	3	2.5190/2.5198 63.983/64.003	2.7120/2.7127 68.885/68.903	1.014 25.75	0.0958 2.433
71	181CI 3.0Liter SOHC, 12 Valves, vin 1,W, Gasoline	01/1993 - 12/1998	2982 cc	87.00 X 83.00	6 cyl		71
	200CI 3.3Liter SOHC, 12 Valves, vin T, Gasoline	01/1999 - 12/2002	3275 cc	91.50 X 83.00	6 cyl		
CR6676SI STD/0.25/0.5/0.75/1.0	C6676	6 Pairs		1.9675 49.975	2.0871 53.012	0.669 17.00	0.0593 1.506
MB 453AM crank flange length mm STD 28.85/28.80 0.25 28.95/28.90 0.5 29.10/29.05 1.0 29.10/29.05	M 453/1U M 495/1L	1 Pair	1	2.4793 62.974	2.6243 66.657	0.886 22.50	0.0720 1.829
	M 453/2U M 495/2L	2 Pairs	2,3	2.4793 62.974	2.6243 66.657	0.748 19.00	0.0720 1.829
	F 453U F 453L	1 Pair	4	2.4793 62.974	2.6242 66.655	1.140 28.95	0.0720 1.829
CR6676XP STD/STDX/.025/0.25/0.5 Optional to CR6676SI (Race bearings, Tri-metal [pMax Black])	C6676-PR	6 Pairs		1.9670/1.9675 49.962/49.975	2.0866/2.0870 53.000/53.010	0.669 17.00	0.0591 1.501
MB4008AM Optional to MB 453AM (flange STD) crank flange length mm STD 28.85/28.80 0.25 28.88/28.83 0.5 28.88/28.83 0.75 28.88/28.83	M 453/1U M 495/1L	1 Pair	1	2.4793 62.974	2.6243 66.657	0.886 22.50	0.0720 1.829
	M 453/2U M 495/2L	2 Pairs	2,3	2.4793 62.974	2.6243 66.657	0.748 19.00	0.0720 1.829
	F4008U F 495L	1 Pair	4	2.4793 62.974	2.6242 66.655	1.140 28.95	0.0720 1.829

Ford				Ford			
King Set No.	Part No.	Qty.	Position	Crankshaft Diameter	Housing Diameter	Length	Wall Thickness
72	E1ADKN-B 3.2 Liter			3260 cc	95.00 X 115.00	4 cyl	72
	592E 3.6 Liter			3610 cc	100.00 X 115.00	4 cyl	
CR 451AM STD/010/020/030/040/050/060/070	C 451	4 Pairs		2.4997/2.5005 63.492/63.513	2.6460/2.6465 67.208/67.221	1.339 34.00	0.0724 1.839
MB 501AM STD/010/020/030/040/050/060/100	M 501/1	3 Pairs	1,2,4	3.0002/3.0010 76.205/76.225	3.1665/3.1670 80.429/80.442	1.049 26.65	0.0823 2.090
	M 501/2	2 Pairs	3,5	3.0002/3.0010 76.205/76.225	3.1665/3.1670 80.429/80.442	1.424 36.17	0.0823 2.090
TW 232AM STD	W 232D W 232E	2 Pairs		3.3150/3.3250 84.201/84.455	3.8880/3.8980 98.755/99.009	0.000 0.00	0.0920 2.337
73	200CI 3.3Liter OHV			3276 cc	93.47 X 79.50	8 cyl	73
CR 618AM STD/001/010/020/030/040/050	C 618	6 Pairs		2.1232/2.1240 53.929/53.950	2.2390/2.2398 56.871/56.891	0.809 20.55	0.0573 1.455
CS 418BB							
MB 409AM crank flange length mm STD 32.28/32.23 010 32.31/32.26 020 32.31/32.26 030 32.31/32.26 040 32.31/32.26 050 32.31/32.26	M 762	3 Pairs	1,2,4	2.2482/2.2490 57.104/57.125	2.4012/2.4020 60.990/61.011	1.019 25.88	0.0759 1.928
	F 762	1 Pair	3	2.2482/2.2490 57.104/57.125	2.4012/2.4020 60.990/61.011	1.275 32.38	0.0758 1.925
MB 762AM -05/1975 crank flange length mm STD 32.28/32.23 010 32.31/32.26 020 32.31/32.26 030 32.31/32.26 040 32.31/32.26	M 762	6 Pairs	1,2,3,4, 6,7	2.2482/2.2490 57.104/57.125	2.4012/2.4020 60.990/61.011	1.019 25.88	0.0759 1.928
	F 762	1 Pair	5	2.2482/2.2490 57.104/57.125	2.4012/2.4020 60.990/61.011	1.275 32.38	0.0758 1.925
MB 785AM 05/1975- crank flange length mm STD 32.28/32.23 010 32.31/32.26 020 32.31/32.26 030 32.31/32.26 040 32.31/32.26	M 762 M 785	6 Pairs	1,2,3,4, 6,7	2.2482/2.2490 57.104/57.125	2.4012/2.4020 60.990/61.011	1.019 25.88	0.0759 1.928
	F 762 F 785	1 Pair	5	2.2482/2.2490 57.104/57.125	2.4012/2.4020 60.990/61.011	1.275 32.38	0.0758 1.925
CR 618XP STD/STDX/001/010/020 Optional to CR 618AM (Race bearings, Tri-metal [pMax Black])	C 618-PR	6 Pairs		2.1234/2.1238 53.934/53.945	2.2390/2.2398 56.871/56.891	0.809 20.55	0.0572 1.453
74	200CI 3.3Liter OHV, 12 Valves, Gasoline			3277 cc	93.47 X 79.38	6 cyl	74
CR 618AM STD/001/010/020/030/040/050	C 618	6 Pairs		2.1232/2.1240 53.929/53.950	2.2390/2.2398 56.871/56.891	0.809 20.55	0.0573 1.455
CS 418BB							
MB 782AM crank flange length mm STD 32.28/32.23 010 32.31/32.26 020 32.31/32.26 030 32.31/32.26 040 32.31/32.26 050 32.31/32.26	M 785 M 762	6 Pairs	1,2,3,4, 6,7	2.2482/2.2490 57.104/57.125	2.4012/2.4020 60.990/61.011	1.019 25.88	0.0759 1.928
	F 762	1 Pair	5	2.2482/2.2490 57.104/57.125	2.4012/2.4020 60.990/61.011	1.275 32.38	0.0758 1.925
CR 618XP STD/STDX/001/010/020 Optional to CR 618AM (Race bearings, Tri-metal [pMax Black])	C 618-PR	6 Pairs		2.1234/2.1238 53.934/53.945	2.2390/2.2398 56.871/56.891	0.809 20.55	0.0572 1.453

Ford				Ford			
King Set No.	Part No.	Qty.	Position	Crankshaft Diameter	Housing Diameter	Length	Wall Thickness
75	200CI 3.3Liter OHV, 12 Valves, vin B,T,X, Gasoline	01/1976 - 12/1983	3277 cc	93.47 X 79.38	6 cyl		75
CR 618AM STD/001/010/020/030/040/050	C 618	6 Pairs		2.1232/2.1240 53.929/53.950	2.2390/2.2398 56.871/56.891	0.809 20.55	0.0573 1.455
CS 418BB							
MB 785AM 05/1975- crank flange length mm STD 32.28/32.23 010 32.31/32.26 020 32.31/32.26 030 32.31/32.26 040 32.31/32.26	M 762 M 785 F 762 F 785	6 Pairs 1 Pair	1,2,3,4, 6,7 5	2.2482/2.2490 57.104/57.125 2.2482/2.2490 57.104/57.125	2.4012/2.4020 60.990/61.011 2.4012/2.4020 60.990/61.011	1.019 25.88 1.275 32.38	0.0759 1.928 0.0758 1.925
CR 618XP STD/STDX/001/010/020 Optional to CR 618AM (Race bearings, Tri-metal [pMax Black])	C 618-PR	6 Pairs		2.1234/2.1238 53.934/53.945	2.2390/2.2398 56.871/56.891	0.809 20.55	0.0572 1.453
76	200CI 3.3Liter OHV, 12 Valves, vin T, Gasoline	01/1965 - 12/1975	3277 cc	93.47 X 79.38	6 cyl		76
CR 618AM STD/001/010/020/030/040/050	C 618	6 Pairs		2.1232/2.1240 53.929/53.950	2.2390/2.2398 56.871/56.891	0.809 20.55	0.0573 1.455
CS 418BB							
MB 762AM -05/1975 crank flange length mm STD 32.28/32.23 010 32.31/32.26 020 32.31/32.26 030 32.31/32.26 040 32.31/32.26	M 762 F 762	6 Pairs 1 Pair	1,2,3,4, 6,7 5	2.2482/2.2490 57.104/57.125 2.2482/2.2490 57.104/57.125	2.4012/2.4020 60.990/61.011 2.4012/2.4020 60.990/61.011	1.019 25.88 1.275 32.38	0.0759 1.928 0.0758 1.925
CR 618XP STD/STDX/001/010/020 Optional to CR 618AM (Race bearings, Tri-metal [pMax Black])	C 618-PR	6 Pairs		2.1234/2.1238 53.934/53.945	2.2390/2.2398 56.871/56.891	0.809 20.55	0.0572 1.453
77	Ford 200cu.in Ford 250cu.in		3300 cc 4100 cc	93.00 X 79.50 93.50 X 79.50	6 cyl 6 cyl		77
MB7703AM crank flange length mm STD 32.28/32.23 001 32.28/32.23 010 32.28/32.23 020 32.28/32.23 040 32.28/32.23	M7703U M7703L F7703U F7703L	6 Pairs 1 Pair	1,2,3,4, 6,7 5	2.3982/2.3990 60.914/60.935 2.3982/2.3990 60.914/60.935	2.5902/2.5910 65.791/65.811 2.5902/2.5910 65.791/65.811	1.019 25.88 1.275 32.38	0.0953 2.421 0.0953 2.421
MB7703XP Optional to MB7703AM (Race bearings, Tri-metal [pMax Black]) crank flange length mm STD 32.28/32.23 STDX 32.28/32.23 001 32.28/32.23 010 32.28/32.23 020 32.28/32.23	M7703U-PR M7703L-PR F7703U-PR F7703L-PR	6 Pairs 1 Pair	1,2,3,4, 6,7 5	2.3982/2.3990 60.914/60.935 2.3982/2.3990 60.914/60.935	2.5902/2.5910 65.791/65.811 2.5902/2.5910 65.791/65.811	1.019 25.88 1.275 32.38	0.0953 2.421 0.0953 2.421
78	220CI 3.6Liter Dagenham, OHV, 8 Valves, vin 4, Diesel	01/1960 - 12/1966	3611 cc	100.00 X 115.00	4 cyl		78
CR 451AM STD/010/020/030/040/050/060/070	C 451	4 Pairs		2.4997/2.5005 63.492/63.513	2.6460/2.6465 67.208/67.221	1.339 34.00	0.0724 1.839
MB 501AM STD/010/020/030/040/050/060/100	M 501/1 M 501/2	3 Pairs 2 Pairs	1,2,4 3,5	3.0002/3.0010 76.205/76.225 3.0002/3.0010 76.205/76.225	3.1665/3.1670 80.429/80.442 3.1665/3.1670 80.429/80.442	1.049 26.65 1.424 36.17	0.0823 2.090 0.0823 2.090









Ford				Ford			
							
King Set No.	Part No.	Qty.	Position	Crankshaft Diameter	Housing Diameter	Length	Wall Thickness
TW 232AM STD	W 232D W 232E	2 Pairs		3.3150/3.3250 84.201/84.455	3.8880/3.8980 98.755/99.009	0.000 0.00	0.0920 2.337
79	221CI 3.6Liter OHV	3619 cc	88.90 X 73.15	8 cyl			79
	260CI 4.3Liter OHV	4258 cc	96.52 X 72.90	8 cyl			
	289CI 4.7Liter OHV	4733 cc	101.60 X 72.90	8 cyl			
	302CI 5.0Liter OHV	5000 cc	101.60 X 76.20	8 cyl			
CR 804SI STD/STDX/001/010/020/030/040 with oil hole	C 804	8 Pairs		2.1228/2.1236 53.919/53.939	2.2390/2.2398 56.871/56.891	0.724 18.40	0.0575 1.461
CS 514BB 010	S 514/1	1	1	2.0805/2.0815 52.845/52.870	2.2030/2.2050 55.956/56.007	0.660 16.76	0.0602 1.529
	S 514/2	1	2	2.0655/2.0665 52.464/52.489	2.1880/2.1900 55.575/55.626	0.660 16.76	0.0602 1.529
	S 514/3	1	3	2.0505/2.0515 52.083/52.108	2.1730/2.1750 55.194/55.245	0.660 16.76	0.0602 1.529
	S 514/4	1	4	2.0355/2.0365 51.702/51.727	2.1580/2.1600 54.813/54.864	0.660 16.76	0.0602 1.529
	S 514/5	1	5	2.0205/2.0215 51.321/51.346	2.1430/2.1450 54.432/54.483	0.660 16.76	0.0602 1.529
CS 514HP STD	S 514/1	1	1	2.0805/2.0815 52.845/52.870	2.2030/2.2050 55.956/56.007	0.660 16.76	0.0602 1.529
	S 514/2	1	2	2.0655/2.0665 52.464/52.489	2.1880/2.1900 55.575/55.626	0.660 16.76	0.0602 1.529
	S 514/3	1	3	2.0505/2.0515 52.083/52.108	2.1730/2.1750 55.194/55.245	0.660 16.76	0.0602 1.529
	S 514/4	1	4	2.0355/2.0365 51.702/51.727	2.1580/2.1600 54.813/54.864	0.660 16.76	0.0602 1.529
	S 514/5	1	5	2.0205/2.0215 51.321/51.346	2.1430/2.1450 54.432/54.483	0.660 16.76	0.0602 1.529
	S 514/1	1	1	2.0805/2.0815 52.845/52.870	2.2030/2.2050 55.956/56.007	0.660 16.76	0.0602 1.529
	S 514/2	1	2	2.0655/2.0665 52.464/52.489	2.1880/2.1900 55.575/55.626	0.660 16.76	0.0602 1.529
	S 514/3	1	3	2.0505/2.0515 52.083/52.108	2.1730/2.1750 55.194/55.245	0.660 16.76	0.0602 1.529
	S 514/4	1	4	2.0355/	2.1580/	0.660 16.76	0.0602 1.529
	S 514/5	1	5			0.660 16.76	0.0602 1.529
MB 529SI crank flange length mm	M 529U M 529L	4 Pairs	1,2,4,5	2.2482/2.2490 57.104/57.125	2.4412/2.4420 62.006/62.027	0.889 22.58	0.0961 2.441
STD 28.78/28.73 STDX 28.78/28.73 001 28.81/28.76 010 28.81/28.76 020 28.81/28.76 030 28.81/28.76 040 28.81/28.76 050 29.03/28.98	F 529U F 529L	1 Pair	3	2.2482/2.2490 57.104/57.125	2.4412/2.4420 62.006/62.027	1.137 28.88	0.0961 2.441
CR 804HPN STD/STDX/001/010/010X/011/020/030 Optional to CR 804SI (Race bearings, Bi-metal [Alcular]) Narrowed	C 804U/N C 804L/N	8 Pairs		2.1228/2.1236 53.919/53.939	2.2390/2.2398 56.871/56.891	0.677 17.20	0.0576 1.463

Ford				Ford			
							
King Set No.	Part No.	Qty.	Position	Crankshaft Diameter	Housing Diameter	Length	Wall Thickness
CR 804XPN STD/STDX/010 Optional to CR 804SI (Race bearings, Tri-metal [pMax Black]) Narrowed	C 804U/N C 804L/N	8 Pairs		2.1228/2.1236 53.919/53.939	2.2390/2.2398 56.871/56.891	0.677 17.20	0.0576 1.463
CR 804XPND Optional to CR 804SI (Race bearings, Tri-metal [pMax Black]) Narrowed, with dowel hole	C 804U/N C 804L/ND	8 Pairs		2.1228/2.1236 53.919/53.939	2.2390/2.2398 56.871/56.891	0.677 17.20	0.0576 1.463
CR 871SI STD/010/020/030 Optional to CR 804SI (housing bore +.002")	C 871	8 Pairs		2.1228/2.1236 53.919/53.939	2.2410/2.2418 56.921/56.942	0.724 18.40	0.0585 1.486
MB 529HP Optional to MB 529SI (Race bearings, Bi-metal [Alecular]) 1/2 Groove <i>crank flange length mm</i> STD 28.78/28.73 STDX 28.78/28.73 001 28.78/28.73 010 28.78/28.73 010X 28.78/28.73 011 28.78/28.73 020 28.78/28.73 030 28.78/28.73	M 529U/PR M 529L/PRH F 529U/PR F 529L/PRH	4 Pairs 1 Pair	1,2,4,5 3	2.2482/2.2490 57.104/57.125 2.2482/2.2490 57.104/57.125	2.4412/2.4420 62.006/62.027 2.4412/2.4420 62.006/62.027	0.889 22.58 1.137 28.88	0.0960 2.438 0.0960 2.438
MB 529XP Optional to MB 529SI (Race bearings, Tri-metal [pMax Black]) 1/2 Groove <i>crank flange length mm</i> STD 28.78/28.73 STDX 28.78/28.73 010 28.78/28.73 020 28.78/28.73	M 529U/PR M 529L/PR F 529U/PR F 529L/PR	4 Pairs 1 Pair	1,2,4,5 3	2.2482/2.2490 57.104/57.125 2.2482/2.2490 57.104/57.125	2.4412/2.4420 62.006/62.027 2.4412/2.4420 62.006/62.027	0.889 22.58 1.137 28.88	0.0960 2.438 0.0960 2.438
MB5197AM Optional to MB 529SI (flange O/S .030") <i>crank flange length mm</i> 010 29.53/29.48 020 29.53/29.48 030 29.53/29.48	M 529U M 529L F5197U F5197L	4 Pairs 1 Pair	1,2,4,5 3	2.2482/2.2490 57.104/57.125 2.2482/2.2490 57.104/57.125	2.4412/2.4420 62.006/62.027 2.4412/2.4420 62.006/62.027	0.889 22.58 1.137 28.88	0.0961 2.441 0.0961 2.441
80	221CI 3.6Liter OHV, 16 Valves, vin L, Gasoline	01/1962 - 12/1963	3622 cc	88.90 X 73.03	8 cyl		
	255CI 4.2Liter OHV, 16 Valves, vin D, Gasoline	01/1980 - 12/1982	4178 cc	93.47 X 76.20	8 cyl		
	260CI 4.3Liter OHV, 16 Valves, vin F, Gasoline	01/1962 - 12/1965	4261 cc	96.52 X 72.90	8 cyl		
	289CI 4.7Liter w/ A4 TRANS..., OHV, 16 Valves, vin A,C,D, Gasoline	01/1965 - 12/1968	4727 cc	101.60 X 72.90	8 cyl		
	302CI 5.0Liter OHV, 16 Valves, vin B,C,D,E,F,G,J,M,N,P,T,Y, Gasoline	01/1968 - 12/2001	4948 cc	101.60 X 76.20	8 cyl		
	302CI 5.0Liter OHV, 16 Valves, vin E,D, Gasoline	01/1982 - 12/1995	4948 cc	101.60 X 76.20	8 cyl		
	80						
CR 804SI STD/STDX/001/010/020/030/040 with oil hole	C 804	8 Pairs		2.1228/2.1236 53.919/53.939	2.2390/2.2398 56.871/56.891	0.724 18.40	0.0575 1.461
CS 514BB 010	S 514/1	1	1	2.0805/2.0815 52.845/52.870	2.2030/2.2050 55.956/56.007	0.660 16.76	0.0602 1.529
	S 514/2	1	2	2.0655/2.0665 52.464/52.489	2.1880/2.1900 55.575/55.626	0.660 16.76	0.0602 1.529
	S 514/3	1	3	2.0505/2.0515 52.083/52.108	2.1730/2.1750 55.194/55.245	0.660 16.76	0.0602 1.529
	S 514/4	1	4	2.0355/2.0365 51.702/51.727	2.1580/2.1600 54.813/54.864	0.660 16.76	0.0602 1.529
	S 514/5	1	5	2.0205/2.0215 51.321/51.346	2.1430/2.1450 54.432/54.483	0.660 16.76	0.0602 1.529

Ford				Ford			
 King Set No.	 Part No.	 Qty.	 Position	 Crankshaft Diameter	 Housing Diameter	 Length	 Wall Thickness
MB 529SI <i>crank flange length mm</i> STD 28.78/28.73 STDX 28.78/28.73 001 28.81/28.76 010 28.81/28.76 020 28.81/28.76 030 28.81/28.76 040 28.81/28.76 050 29.03/28.98	M 529U M 529L F 529U F 529L	4 Pairs 1 Pair	1,2,4,5 3	2.2482/2.2490 57.104/57.125 2.2482/2.2490 57.104/57.125	2.4412/2.4420 62.006/62.027 2.4412/2.4420 62.006/62.027	0.889 22.58 1.137 28.88	0.0961 2.441 0.0961 2.441
CR 804HPN STD/STDX/001/010/010X/011/020/030 Optional to CR 804SI (Race bearings, Bi-metal [Alecular]) Narrowed	C 804U/N C 804L/N	8 Pairs		2.1228/2.1236 53.919/53.939	2.2390/2.2398 56.871/56.891	0.677 17.20	0.0576 1.463
CR 804XPN STD/STDX/010 Optional to CR 804SI (Race bearings, Tri-metal [pMax Black]) Narrowed	C 804U/N C 804L/N	8 Pairs		2.1228/2.1236 53.919/53.939	2.2390/2.2398 56.871/56.891	0.677 17.20	0.0576 1.463
CR 804XPND Optional to CR 804SI (Race bearings, Tri-metal [pMax Black]) Narrowed, with dowel hole	C 804U/N C 804L/ND	8 Pairs		2.1228/2.1236 53.919/53.939	2.2390/2.2398 56.871/56.891	0.677 17.20	0.0576 1.463
CR 871SI STD/010/020/030 Optional to CR 804SI (housing bore +.002")	C 871	8 Pairs		2.1228/2.1236 53.919/53.939	2.2410/2.2418 56.921/56.942	0.724 18.40	0.0585 1.486
MB 529HP Optional to MB 529SI (Race bearings, Bi-metal [Alecular]) 1/2 Groove <i>crank flange length mm</i> STD 28.78/28.73 STDX 28.78/28.73 001 28.78/28.73 010 28.78/28.73 010X 28.78/28.73 011 28.78/28.73 020 28.78/28.73 030 28.78/28.73	M 529U/PR M 529L/PRH F 529U/PR F 529L/PRH	4 Pairs 1 Pair	1,2,4,5 3	2.2482/2.2490 57.104/57.125 2.2482/2.2490 57.104/57.125	2.4412/2.4420 62.006/62.027 2.4412/2.4420 62.006/62.027	0.889 22.58 1.137 28.88	0.0960 2.438 0.0960 2.438
MB 529XP Optional to MB 529SI (Race bearings, Tri-metal [pMax Black]) 1/2 Groove <i>crank flange length mm</i> STD 28.78/28.73 STDX 28.78/28.73 010 28.78/28.73 020 28.78/28.73	M 529U/PR M 529L/PR F 529U/PR F 529L/PR	4 Pairs 1 Pair	1,2,4,5 3	2.2482/2.2490 57.104/57.125 2.2482/2.2490 57.104/57.125	2.4412/2.4420 62.006/62.027 2.4412/2.4420 62.006/62.027	0.889 22.58 1.137 28.88	0.0960 2.438 0.0960 2.438
MB5197AM Optional to MB 529SI (flange O/S .030") <i>crank flange length mm</i> 010 29.53/29.48 020 29.53/29.48 030 29.53/29.48	M 529U M 529L F5197U F5197L	4 Pairs 1 Pair	1,2,4,5 3	2.2482/2.2490 57.104/57.125 2.2482/2.2490 57.104/57.125	2.4412/2.4420 62.006/62.027 2.4412/2.4420 62.006/62.027	0.889 22.58 1.137 28.88	0.0961 2.441 0.0961 2.441
81	233CI 3.8Liter LPG		3800 cc	106.76 X 106.76	4 cyl		81
	256CI 4.2Liter LPG		4200 cc	111.91 X 106.76	4 cyl		
CR4047CP STD/010/020/030/040/050/060 360 degree oil groove / 1 oil hole	C4047	4 Pairs		2.7496/2.7504 69.840/69.860	2.9412/2.9420 74.706/74.727	1.409 35.80	0.0948 2.408
CR4418AM STD/010/020/030/040/060/070/090/100	C4418	4 Pairs		2.7496/2.7504 69.840/69.860	2.9412/2.9420 74.706/74.727	1.409 35.80	0.0945 2.400
MB 530AM <i>crank flange length mm</i> STD 36.83/36.78 010 36.83/36.78 020 36.83/36.78 030 36.83/36.78 040 37.08/37.03 050 37.08/37.03 060 37.08/37.03	M 530U M 530L F 530U F 530L	4 Pairs 1 Pair	1,2,4,5 3	3.3714/3.3722 85.634/85.654 3.3714/3.3722 85.634/85.654	3.6242/3.6250 92.055/92.075 3.6242/3.6250 92.055/92.075	1.109 28.17 1.454 36.93	0.1249 3.172 0.1249 3.172









Ford				Ford			
King Set No.	Part No.	Qty.	Position	Crankshaft Diameter	Housing Diameter	Length	Wall Thickness
82	232CI 3.8Liter OHV, 12 Valves, vin 3,4,C, Gasoline	01/1982 - 12/1995	3801 cc	96.80 X 86.00	6 cyl		82
CR6619SI STD/0.25/0.5/0.75/1.0/1.25/1.5	C6619	6 Pairs		2.3099/2.3110 58.671/58.699	2.4266/2.4274 61.636/61.656	0.665 16.90	0.0574 1.458
CS 231BB 010	S 231	2	1-2	2.0505/2.0515 52.083/52.108	2.1915/2.1925 55.664/55.690	0.659 16.74	0.0698 1.773
CS 426BB 1982-1987							
CS 432BB 1988-1995							
MB4034SI crank flange length mm STD 29.62/29.57 0.25 29.64/29.59 0.5 29.64/29.59 0.75 29.64/29.59 1.0 29.64/29.59	M4005U M4034L	3 Pairs	1,2,4	2.5190/2.5198 63.983/64.003	2.7122/2.7130 68.890/68.910	0.857 21.77	0.0965 2.451
	F4034U F4034L	1 Pair	3	2.5190/2.5198 63.983/64.003	2.7122/2.7130 68.890/68.910	1.170 29.72	0.0961 2.441
CR6806SI STD/0.25/0.5 Optional to CR6619SI (housing bore +.002")	C6806	6 Pairs		2.3099/2.3110 58.671/58.699	2.4286/2.4294 61.686/61.707	0.665 16.90	0.0584 1.483
83	232CI 3.8Liter OHV, 12 Valves, vin 4, Gasoline	01/1996 - 12/2004	3801 cc	96.80 X 86.00	6 cyl		83
	238CI 3.9Liter OHV, 12 Valves, vin 6, Gasoline	01/2004 - 12/2007	3900 cc	96.80 X 88.00	6 cyl		
	256CI 4.2Liter TRITON, OHV, 12 Valves, vin 2, Gasoline	01/1997 - 12/2008	4195 cc	96.80 X 95.00	6 cyl		
CR6712SI STD/0.25/0.5/0.75/1.0	C6712	6 Pairs		2.3103/2.3111 58.682/58.702	2.4264/2.4271 61.631/61.648	0.784 19.90	0.0574 1.458
CS 231BB 010	S 231	2	1-2	2.0505/2.0515 52.083/52.108	2.1915/2.1925 55.664/55.690	0.659 16.74	0.0698 1.773
CS 432BB							
MB4034SI crank flange length mm STD 29.62/29.57 0.25 29.64/29.59 0.5 29.64/29.59 0.75 29.64/29.59 1.0 29.64/29.59	M4005U M4034L	3 Pairs	1,2,4	2.5190/2.5198 63.983/64.003	2.7122/2.7130 68.890/68.910	0.857 21.77	0.0965 2.451
	F4034U F4034L	1 Pair	3	2.5190/2.5198 63.983/64.003	2.7122/2.7130 68.890/68.910	1.170 29.72	0.0961 2.441
CR6807SI STD/0.25/0.5/0.75 Optional to CR6712SI (housing bore +.002")	C6807	6 Pairs		2.3103/2.3111 58.682/58.702	2.4284/2.4291 61.681/61.699	0.784 19.90	0.0584 1.483
84	232CI 3.8Liter OHV, 12 Valves, vin R, Gasoline Supercharged	01/1989 - 12/1995	3801 cc	96.80 X 86.00	6 cyl		84
CR6619SI STD/0.25/0.5/0.75/1.0/1.25/1.5	C6619	6 Pairs		2.3099/2.3110 58.671/58.699	2.4266/2.4274 61.636/61.656	0.665 16.90	0.0574 1.458
CS 231BB 010	S 231	2	1-2	2.0505/2.0515 52.083/52.108	2.1915/2.1925 55.664/55.690	0.659 16.74	0.0698 1.773
CS 432BB							
MB4052SI crank flange length mm STD 29.62/29.57 0.25 29.64/29.59 0.5 29.64/29.59 0.75 29.64/29.59 1.0 29.64/29.59	M4005U M4034L	2 Pairs	1,2	2.5190/2.5198 63.983/64.003	2.7122/2.7130 68.890/68.910	0.857 21.77	0.0965 2.451
	F4034U F4034L	1 Pair	3	2.5190/2.5198 63.983/64.003	2.7122/2.7130 68.890/68.910	1.170 29.72	0.0961 2.441
	M4052U M4052L	1 Pair	4	2.5092/2.5100 63.734/63.754	2.7122/2.7130 68.890/68.910	0.856 21.75	0.1005 2.553
CR6806SI STD/0.25/0.5 Optional to CR6619SI (housing bore +.002")	C6806	6 Pairs		2.3099/2.3110 58.671/58.699	2.4286/2.4294 61.686/61.707	0.665 16.90	0.0584 1.483









Ford				Ford				
King Set No.	Part No.	Qty.	Position	Crankshaft Diameter	Housing Diameter	Length	Wall Thickness	
85	256 CU.IN.D Diesel			3820 cc 106.70 X 106.68	4 cyl		85	
	56G			3820 cc 106.70 X 106.77	4 cyl			
	256 CU. IN. D Diesel			4195 cc 111.78 X 106.87	4 cyl			
	BSD 444 Diesel Direct Injection			4392 cc 111.78 X 111.89	4 cyl			
CR4418AM STD/010/020/030/040/060/070/090/100	C4418	4 Pairs		2.7496/2.7504 69.840/69.860	2.9412/2.9420 74.706/74.727	1.409 35.80	0.0945 2.400	
MB 530AM crank flange length mm STD 36.83/36.78 010 36.83/36.78 020 36.83/36.78 030 36.83/36.78 040 37.08/37.03 050 37.08/37.03 060 37.08/37.03	M 530U M 530L	4 Pairs	1,2,4,5	3.3714/3.3722 85.634/85.654	3.6242/3.6250 92.055/92.075	1.109 28.17	0.1249 3.172	
	F 530U F 530L	1 Pair	3	3.3714/3.3722 85.634/85.654	3.6242/3.6250 92.055/92.075	1.454 36.93	0.1249 3.172	
	86							
	240CI 3.9Liter OHV				3900 cc 101.60 X 81.03	6 cyl		86
	300CI 4.9Liter OHV				4900 cc 101.60 X 101.09	6 cyl		
	CR 640SI STD/001/010/020/030/040	C 640U C 640L	6 Pairs		2.1228/2.1236 53.919/53.939	2.2750/2.2758 57.785/57.805	0.799 20.30	0.0755 1.918
CS 427BB STD 05/1985-	S 427/1	2	1,4	2.0170/2.0180 51.232/51.257	2.1580/2.1600 54.813/54.864	0.865 21.97	0.0695 1.765	
	S 427/2	2	2-3	2.0170/2.0180 51.232/51.257	2.1440/2.1450 54.458/54.483	0.865 21.97	0.0624 1.585	
CS4410BB STD 1965-05/1985	S4410	4	1-2-3-4	0.0000 0.000	2.1440/2.1450 54.458/54.483	0.860 21.84	0.0620 1.575	
MB7750SI crank flange length mm STD 30.35/30.30 010 30.38/30.33 020 30.38/30.33 030 30.38/30.33 040 30.38/30.33	M7750U M7750L	6 Pairs	1,2,3,4, 6,7	2.3982/2.3990 60.914/60.935	2.5902/2.5910 65.791/65.811	0.949 24.10	0.0954 2.423	
	F7750U F7750L	1 Pair	5	2.3982/2.3990 60.914/60.935	2.5902/2.5910 65.791/65.811	1.199 30.45	0.0954 2.423	
	CR6804SI STD/010/020/030/040 Optional to CR 640SI (housing bore +.002")							
	C6804U C6804L	6 Pairs			2.1228/2.1236 53.919/53.939	2.2770/2.2778 57.836/57.856	0.799 20.30	0.0765 1.943
87	239CI 3.9Liter OHV			3914 cc 88.90 X 78.74	8 cyl		87	
	256CI 4.2Liter OHV			4193 cc 92.20 X 78.74	8 cyl			
	272CI 4.5Liter OHV			4455 cc 92.20 X 83.82	8 cyl			
	292CI 4.8Liter OHV			4782 cc 95.25 X 83.82	8 cyl			
CR 810AM STD/010/020/030/040/060	C 810U C 810L	8 Pairs		2.1880/2.1888 55.575/55.596	2.3120/2.3128 58.725/58.745	0.745 18.92	0.0614 1.560	
CS 539BB								
MB 583AM crank flange length mm STD 28.45/28.40 010 28.48/28.43 020 28.48/28.43 030 28.48/28.43 040 28.48/28.43 050 28.70/28.65	M 583	4 Pairs	1,2,4,5	2.4980/2.4988 63.449/63.470	2.6912/2.6920 68.356/68.377	0.909 23.10	0.0960 2.438	
	F 583	1 Pair	3	2.4980/2.4988 63.449/63.470	2.6912/2.6920 68.356/68.377	1.124 28.55	0.0960 2.438	









Ford				Ford					
									
King Set No.		Part No.	Qty.	Position	Crankshaft Diameter	Housing Diameter	Length	Wall Thickness	
88	239CI 3.9Liter OHV, 16 Valves, vin U, Gasoline	01/1954 - 12/1955	3917 cc	88.90 X 78.74	8 cyl			88	
	256CI 4.2Liter OHV, 16 Valves, vin P, Gasoline	01/1954 - 12/1954	4196 cc	92.08 X 78.74	8 cyl				
	272CI 4.5Liter OHV, 16 Valves, vin B,M,U, Gasoline	01/1955 - 12/1958	4458 cc	92.08 X 83.74	8 cyl				
	292CI 4.8Liter OHV, 16 Valves, vin C,D,M,P,W, Gasoline	01/1955 - 12/1964	4786 cc	95.25 X 83.74	8 cyl				
CR 810AM STD/010/020/030/040/060	C 810U C 810L	8 Pairs			2.1880/2.1888 55.575/55.596	2.3120/2.3128 58.725/58.745	0.745 18.92	0.0614 1.560	
CS 539BB									
MB 583AM	M 583	4 Pairs	1,2,4,5		2.4980/2.4988 63.449/63.470	2.6912/2.6920 68.356/68.377	0.909 23.10	0.0960 2.438	
	F 583	1 Pair	3		2.4980/2.4988 63.449/63.470	2.6912/2.6920 68.356/68.377	1.124 28.55	0.0960 2.438	
<i>crank flange length mm</i>									
STD 28.45/28.40									
010 28.48/28.43									
020 28.48/28.43									
030 28.48/28.43									
040 28.48/28.43									
050 28.70/28.65									
89	240CI 4.0Liter Dorset		3931 cc	102.00 X 115.00	4 cyl			89	
	242CI 4.0Liter Diesel Dorset		3963 cc	105.00 X 115.00	4 cyl				
	254CI 4.2Liter Diesel Dorset		4160 cc	107.00 X 115.00	4 cyl				
CR6604CP STD/010/020	C6604U C6604L	6 Pairs			2.6242/2.6250 66.655/66.675	2.7905/2.7910 70.879/70.891	1.339 34.00	0.0821 2.085	
MB 548AM STD/010/020/030/040/050	M 737/1U M 737/1L	3 Pairs	1,2,4		3.0002/3.0010 76.205/76.225	3.1665/3.1670 80.429/80.442	1.049 26.65	0.0820 2.083	
	M 737/4U M 737/4L	2 Pairs	3,5		3.0002/3.0010 76.205/76.225	3.1665/3.1670 80.429/80.442	1.423 36.15	0.0820 2.083	
90	240CI 3.9Liter OHV, 12 Valves, vin 1,A,B,E,J,V, Gasoline	01/1965 - 12/1974	3933 cc	101.60 X 80.98	6 cyl			90	
	300CI 4.9Liter OHV, 12 Valves, vin 9,B,E,K,Y,Z, Gasoline	01/1965 - 12/1996	4916 cc	101.60 X 101.09	6 cyl				
CR 640SI STD/001/010/020/030/040	C 640U C 640L	6 Pairs			2.1228/2.1236 53.919/53.939	2.2750/2.2758 57.785/57.805	0.799 20.30	0.0755 1.918	
CS 427BB STD 05/1985-1996	S 427/1	2	1,4		2.0170/2.0180 51.232/51.257	2.1580/2.1600 54.813/54.864	0.865 21.97	0.0695 1.765	
	S 427/2	2	2-3		2.0170/2.0180 51.232/51.257	2.1440/2.1450 54.458/54.483	0.865 21.97	0.0624 1.585	
CS4402BB STD 05/1985-1996	S4402/1 S4402/2	4	1-2-3-4		0.0000 0.000	2.1590 54.839	0.860 21.84	0.0690 1.753	
CS4410BB STD 1965-05/1985	S4410	4	1-2-3-4		0.0000 0.000	2.1440/2.1450 54.458/54.483	0.860 21.84	0.0620 1.575	
MB7750SI	M7750U M7750L	6 Pairs	1,2,3,4,6,7		2.3982/2.3990 60.914/60.935	2.5902/2.5910 65.791/65.811	0.949 24.10	0.0954 2.423	
	F7750U F7750L	1 Pair	5		2.3982/2.3990 60.914/60.935	2.5902/2.5910 65.791/65.811	1.199 30.45	0.0954 2.423	
<i>crank flange length mm</i>									
STD 30.35/30.30									
010 30.38/30.33									
020 30.38/30.33									
030 30.38/30.33									
040 30.38/30.33									
CR6804SI STD/010/020/030/040 Optional to CR 640SI (housing bore +.002")	C6804U C6804L	6 Pairs			2.1228/2.1236 53.919/53.939	2.2770/2.2778 57.836/57.856	0.799 20.30	0.0765 1.943	









Ford				Ford				
King Set No.	Part No.	Qty.	Position	Crankshaft Diameter	Housing Diameter	Length	Wall Thickness	
91	2701E,2706E D Diesel Vertical, Inclined			3933 cc 104.78 X 114.80		4 cyl	91	
	DOVER 90 Diesel			4149 cc 107.19 X 114.90		4 cyl		
	2711E/2712E D Diesel			4162 cc 107.19 X 114.80		4 cyl		
CR4419AM STD/010/020/030/040	C6604U C6604L	4 Pairs		2.6242/2.6250 66.655/66.675	2.7905/2.7910 70.879/70.891	1.339 34.00	0.0820 2.083	
MB 548AM STD/010/020/030/040/050	M 737/1U M 737/1L	3 Pairs	1,2,4	3.0002/3.0010 76.205/76.225	3.1665/3.1670 80.429/80.442	1.049 26.65	0.0820 2.083	
	M 737/4U M 737/4L	2 Pairs	3,5	3.0002/3.0010 76.205/76.225	3.1665/3.1670 80.429/80.442	1.423 36.15	0.0820 2.083	
TW 232AM STD	W 232D W 232E	2 Pairs		3.3150/3.3250 84.201/84.455	3.8880/3.8980 98.755/99.009	0.000 0.00	0.0920 2.337	
92	Ford EL 4L			3988 cc 92.00 X 96.31		6 cyl	92	
MB7063AM <i>crank flange length mm</i> STD 27.28/27.23 001 27.28/27.23 010 27.28/27.23 020 27.28/27.23 030 27.28/27.23 040 27.28/27.23	M7063U M7063L	6 Pairs	1,2,3,4, 6,7	2.8577/2.8587 72.586/72.611	2.8156/2.8166 71.516/71.542	0.823 20.90	0.0788 2.002	
	F7063 M7063L	1 Pair	5	2.8577/2.8587 72.586/72.611	2.8156/2.8166 71.516/71.542	1.078 27.38	0.0788 2.002	
	M7063U-PR M7063L-PR	6 Pairs	1,2,3,4, 6,7	2.8577/2.8587 72.586/72.611	2.8156/2.8166 71.516/71.542	0.823 20.90	0.0788 2.002	
	F7063-PR M7063L-PR	1 Pair	5	2.8577/2.8587 72.586/72.611	2.8156/2.8166 71.516/71.542	1.078 27.38	0.0788 2.002	
MB7063XP Optional to MB7063AM (Race bearings, Tri-metal [pMax Black]) <i>crank flange length mm</i> STD 27.28/27.23 STDX 27.28/27.23 001 27.28/27.23 010 27.28/27.23 020 27.28/27.23	M7063U-PR M7063L-PR	6 Pairs	1,2,3,4, 6,7	2.8577/2.8587 72.586/72.611	2.8156/2.8166 71.516/71.542	0.823 20.90	0.0788 2.002	
	F7063-PR M7063L-PR	1 Pair	5	2.8577/2.8587 72.586/72.611	2.8156/2.8166 71.516/71.542	1.078 27.38	0.0788 2.002	
93	245CI 4.0Liter SOHC, 12 Valves, vin E,N, Gasoline	01/1997 - 12/2010		4014 cc 100.40 X 84.00		6 cyl	93	
	245CI 4.0Liter SOHC, 12 Valves, vin K, Flex	01/2002 - 12/2010		4014 cc 100.40 X 84.00		6 cyl		
CR 642SI STD/010/020/030/040	C 642	6 Pairs		2.1252/2.1260 53.980/54.000	2.2370/2.2378 56.820/56.840	0.648 16.45	0.0552 1.402	
CS 232BB								
MB4023SI <i>crank flange length mm</i> STD 26.29/26.24 010 26.29/26.24 020 26.29/26.24 030 26.29/26.24 040 26.29/26.24	M4023U M4023L	3 Pairs	1,2,4	2.2433/2.2441 56.980/57.000	2.3866/2.3874 60.620/60.640	0.849 21.57	0.0710 1.803	
	F4023U F4023L	1 Pair	3	2.2433/2.2441 56.980/57.000	2.3866/2.3874 60.620/60.640	1.039 26.39	0.0710 1.803	
94	245CI 4.0Liter OHV, 12 Valves, vin X, Gasoline	01/1990 - 12/2000		4014 cc 100.30 X 84.30		6 cyl	94	
CR 642SI STD/010/020/030/040	C 642	6 Pairs		2.1252/2.1260 53.980/54.000	2.2370/2.2378 56.820/56.840	0.648 16.45	0.0552 1.402	
CS4403BB								
CS4409BB								
MB4023SI <i>crank flange length mm</i> STD 26.29/26.24 010 26.29/26.24 020 26.29/26.24 030 26.29/26.24 040 26.29/26.24	M4023U M4023L	3 Pairs	1,2,4	2.2433/2.2441 56.980/57.000	2.3866/2.3874 60.620/60.640	0.849 21.57	0.0710 1.803	
	F4023U F4023L	1 Pair	3	2.2433/2.2441 56.980/57.000	2.3866/2.3874 60.620/60.640	1.039 26.39	0.0710 1.803	









Ford				Ford				
King Set No.	Part No.	Qty.	Position	Crankshaft Diameter	Housing Diameter	Length	Wall Thickness	
95	250CI 4.1Liter OHV, 12 Valves, vin C.L., Gasoline	01/1969 - 12/1980	4096 cc	93.47 X 99.21	6 cyl		95	
CR 618AM	STD/001/010/020/030/040/050	C 618	6 Pairs		2.1232/2.1240 53.929/53.950	2.2390/2.2398 56.871/56.891	0.809 20.55	0.0573 1.455
CS 418BB								
MB7750SI	M7750U M7750L	6 Pairs	1,2,3,4, 6,7	2.3982/2.3990 60.914/60.935	2.5902/2.5910 65.791/65.811	0.949 24.10	0.0954 2.423	
<i>crank flange length mm</i> STD 30.35/30.30 010 30.38/30.33 020 30.38/30.33 030 30.38/30.33 040 30.38/30.33	F7750U F7750L	1 Pair	5	2.3982/2.3990 60.914/60.935	2.5902/2.5910 65.791/65.811	1.199 30.45	0.0954 2.423	
CR 618XP	STD/STDx/001/010/020 Optional to CR 618AM (Race bearings, Tri-metal [pMax Black])	C 618-PR	6 Pairs	2.1234/2.1238 53.934/53.945	2.2390/2.2398 56.871/56.891	0.809 20.55	0.0572 1.453	
96	250CI 4.1Liter OHV		4100 cc	93.47 X 99.31	6 cyl		96	
CR 618AM	STD/001/010/020/030/040/050	C 618	6 Pairs		2.1232/2.1240 53.929/53.950	2.2390/2.2398 56.871/56.891	0.809 20.55	0.0573 1.455
CS 418BB								
MB7750SI	M7750U M7750L	6 Pairs	1,2,3,4, 6,7	2.3982/2.3990 60.914/60.935	2.5902/2.5910 65.791/65.811	0.949 24.10	0.0954 2.423	
<i>crank flange length mm</i> STD 30.35/30.30 010 30.38/30.33 020 30.38/30.33 030 30.38/30.33 040 30.38/30.33	F7750U F7750L	1 Pair	5	2.3982/2.3990 60.914/60.935	2.5902/2.5910 65.791/65.811	1.199 30.45	0.0954 2.423	
CR 618XP	STD/STDx/001/010/020 Optional to CR 618AM (Race bearings, Tri-metal [pMax Black])	C 618-PR	6 Pairs	2.1234/2.1238 53.934/53.945	2.2390/2.2398 56.871/56.891	0.809 20.55	0.0572 1.453	
97	BSD442 4.2Liter		4195 cc	111.77 X 106.89	4 cyl		97	
	BSD444, BSD444T 4.4Liter		4385 cc	111.77 X 106.89	4 cyl			
CR4265CP	STD/010/020/030 360 degree oil groove / 1 oil hole	C4265	4 Pairs		2.7500/2.7504 69.850/69.860	2.9412/2.9416 74.706/74.717	1.409 35.80	0.0948 2.408
CR4418AM	STD/010/020/030/040/060/070/090/100	C4418	4 Pairs		2.7496/2.7504 69.840/69.860	2.9412/2.9420 74.706/74.727	1.409 35.80	0.0945 2.400
MB 530AM	M 530U M 530L	4 Pairs	1,2,4,5	3.3714/3.3722 85.634/85.654	3.6242/3.6250 92.055/92.075	1.109 28.17	0.1249 3.172	
<i>crank flange length mm</i> STD 36.83/36.78 010 36.83/36.78 020 36.83/36.78 030 36.83/36.78 040 37.08/37.03 050 37.08/37.03 060 37.08/37.03	F 530U F 530L	1 Pair	3	3.3714/3.3722 85.634/85.654	3.6242/3.6250 92.055/92.075	1.454 36.93	0.1249 3.172	
98	256 CU.IN.D Turbochargedd, Diesel		4196 cc	111.78 X 106.68	4 cyl		98	
	BSD 444T Turbochargedd 268 cu.in, Diesel		4392 cc	111.78 X 111.89	4 cyl			
CR4047CP	STD/010/020/030/040/050/060 360 degree oil groove / 1 oil hole	C4047	4 Pairs		2.7496/2.7504 69.840/69.860	2.9412/2.9420 74.706/74.727	1.409 35.80	0.0948 2.408
MB 530AM	M 530U M 530L	4 Pairs	1,2,4,5	3.3714/3.3722 85.634/85.654	3.6242/3.6250 92.055/92.075	1.109 28.17	0.1249 3.172	
<i>crank flange length mm</i> STD 36.83/36.78 010 36.83/36.78 020 36.83/36.78 030 36.83/36.78 040 37.08/37.03 050 37.08/37.03 060 37.08/37.03	F 530U F 530L	1 Pair	3	3.3714/3.3722 85.634/85.654	3.6242/3.6250 92.055/92.075	1.454 36.93	0.1249 3.172	









Ford				Ford												
																
King Set No.		Part No.		Qty.		Position		Crankshaft Diameter		Housing Diameter		Length		Wall Thickness		
99	268			4382 cc	111.80 X 111.80			6 cyl						99		
CR6679AM STD/010/020/030		C4131	6 Pairs			2.7496/2.7504 69.840/69.860		2.9412/2.9420 74.706/74.727		1.248 31.70		0.0942 2.393				
10	BSD 444T 4.4Liter			4392 cc	111.77 X 111.89			4 cyl						100		
CR4047CP STD/010/020/030/040/050/060 360 degree oil groove / 1 oil hole		C4047	4 Pairs			2.7496/2.7504 69.840/69.860		2.9412/2.9420 74.706/74.727		1.409 35.80		0.0948 2.408				
CR4266CP STD/010/020		C4266	4 Pairs			2.7496/2.7504 69.840/69.860		2.9412/2.9420 74.706/74.727		1.248 31.70		0.0943 2.395				
MB 530AM crank flange length mm STD 36.83/36.78 010 36.83/36.78 020 36.83/36.78 030 36.83/36.78 040 37.08/37.03 050 37.08/37.03 060 37.08/37.03		M 530U M 530L	4 Pairs	1,2,4,5		3.3714/3.3722 85.634/85.654		3.6242/3.6250 92.055/92.075		1.109 28.17		0.1249 3.172				
		F 530U F 530L	1 Pair	3		3.3714/3.3722 85.634/85.654		3.6242/3.6250 92.055/92.075		1.454 36.93		0.1249 3.172				
10	281CI 4.6Liter IN TECH, DOHC, 32 Valves, vin H,V, Gasoline			01/1993 - 12/2010	4604 cc	90.20 X 89.97		8 cyl						101		
1	281CI 4.6Liter DOHC, 32 Valves, vin Y, Gasoline Supercharged			01/2003 - 12/2004	4604 cc	90.20 X 89.97		8 cyl								
	281CI 4.6Liter DOHC, 32 Valves, vin R,V, Gasoline			01/1996 - 12/2004	4604 cc	90.17 X 89.92		8 cyl								
CR 868SI STD/0.25/0.5/0.75/1.0		C 868	8 Pairs			2.0860/2.0867 52.984/53.002		2.2388/2.2396 56.866/56.886		0.823 20.90		0.0759 1.928				
CS 605BB 1991-1996																
CS 606BB 1996-2004																
MB5281SI contains thrustwashers crank flange length mm STD 22.61/22.56 0.25 22.64/22.59 0.5 22.64/22.59 0.75 22.64/22.59 1.0 22.64/22.59		M5281U M5281L	4 Pairs	1,2,3,4		2.6568/2.6576 67.483/67.503		2.8505/2.8512 72.403/72.420		0.756 19.20		0.0965 2.451				
		M5281U F5281	1 Pair	5		2.6568/2.6576 67.483/67.503		2.8505/2.8512 72.403/72.420		0.894 22.71		0.0965 2.451				
		W5281	1 Half	5		0.0000 0.000		0.0000 0.000		0.004 0.10		0.0000 0.000				
CR 868HPN STD/STDX/.026/0.25/0.50 Optional to CR 868SI (Race bearings, Bi-metal [Alecular]) Narrowed		C 868N/1 C 868N/2	8 Pairs			2.0859/2.0867 52.982/53.002		2.2388/2.2396 56.866/56.886		0.752 19.10		0.0759 1.928				
CR 868XPN STD/STDX/.025/0.25 Optional to CR 868SI (Race bearings, Tri-metal [pMax Black]) Narrowed		C 868N/1 C 868N/2	8 Pairs			2.0859/2.0867 52.982/53.002		2.2388/2.2396 56.866/56.886		0.752 19.10		0.0759 1.928				
CR 881SI STD/0.25/0.5/0.75 Optional to CR 868SI (housing bore +.002")		C 881	8 Pairs			2.0860/2.0867 52.984/53.002		2.2408/2.2416 56.916/56.937		0.823 20.90		0.0769 1.953				
MB5283XP Optional to MB5281SI (Race bearings, Tri-metal [pMax Black]) contains thrustwashers crank flange length mm STD 22.61/22.56 STDX 22.61/22.56 .026 22.61/22.56 0.25 22.61/22.56		M5283U/PR	5 Halves	1,2,3,4, 5		2.6578/2.6598 67.508/67.559		2.8505/2.8512 72.403/72.420		0.756 19.20		0.0962 2.443				
		M5283L/PR	4 Halves	1,2,3,4		2.6578/2.6598 67.508/67.559		2.8505/2.8512 72.403/72.420		0.721 18.30		0.0962 2.443				
		W5281	1 Half	5		2.6578/2.6598 67.508/67.559		2.8505/2.8512 72.403/72.420		0.004 0.10		0.0000 0.000				
		F5283/PR	1 Half	5		2.6578/2.6598 67.508/67.559		2.8505/0.8512 72.403/21.620		0.894 22.71		0.0962 2.443				









Ford				Ford			
							
King Set No.	Part No.	Qty.	Position	Crankshaft Diameter	Housing Diameter	Length	Wall Thickness
10 2	281CI 4.6Liter TRITON ,ROMEO W/ ALUMINUM BLOCK, SOHC, 16 Valves, vin W,X, Gasoline	01/1993 - 12/2010	4604 cc	90.17 X 89.92	8 cyl		102
CR 868SI STD/0.25/0.5/0.75/1.0	C 868	8 Pairs		2.0860/2.0867 52.984/53.002	2.2388/2.2396 56.866/56.886	0.823 20.90	0.0759 1.928
CS 604BB							
MB5281SI contains thrustwashers crank flange length mm STD 22.61/22.56 0.25 22.64/22.59 0.5 22.64/22.59 0.75 22.64/22.59 1.0 22.64/22.59	M5281U M5281L	4 Pairs	1,2,3,4	2.6568/2.6576 67.483/67.503	2.8505/2.8512 72.403/72.420	0.756 19.20	0.0965 2.451
	M5281U F5281	1 Pair	5	2.6568/2.6576 67.483/67.503	2.8505/2.8512 72.403/72.420	0.894 22.71	0.0965 2.451
	W5281	1 Half	5	0.0000 0.000	0.0000 0.000	0.004 0.10	0.0000 0.000
CR 868HPN STD/STDX/.026/0.25/0.50 Optional to CR 868SI (Race bearings, Bi-metal [Alecular]) Narrowed	C 868N/1 C 868N/2	8 Pairs		2.0859/2.0867 52.982/53.002	2.2388/2.2396 56.866/56.886	0.752 19.10	0.0759 1.928
CR 868XPN STD/STDX/.025/0.25 Optional to CR 868SI (Race bearings, Tri-metal [pMax Black]) Narrowed	C 868N/1 C 868N/2	8 Pairs		2.0859/2.0867 52.982/53.002	2.2388/2.2396 56.866/56.886	0.752 19.10	0.0759 1.928
CR 881SI STD/0.25/0.5/0.75 Optional to CR 868SI (housing bore +.002")	C 881	8 Pairs		2.0860/2.0867 52.984/53.002	2.2408/2.2416 56.916/56.937	0.823 20.90	0.0769 1.953
MB5283XP Optional to MB5281SI (Race bearings, Tri-metal [pMax Black]) contains thrustwashers crank flange length mm STD 22.61/22.56 STDX 22.61/22.56 .026 22.61/22.56 0.25 22.61/22.56	M5283U/PR	5 Halves	1,2,3,4, 5	2.6578/2.6598 67.508/67.559	2.8505/2.8512 72.403/72.420	0.756 19.20	0.0962 2.443
	M5283L/PR	4 Halves	1,2,3,4	2.6578/2.6598 67.508/67.559	2.8505/2.8512 72.403/72.420	0.721 18.30	0.0962 2.443
	W5281	1 Half	5	2.6578/2.6598 67.508/67.559	2.8505/2.8512 72.403/72.420	0.004 0.10	0.0000 0.000
	F5283/PR	1 Half	5	2.6578/2.6598 67.508/67.559	2.8505/0.8512 72.403/21.620	0.894 22.71	0.0962 2.443
10 3	281CI 4.6Liter ROMEO, W/ CAST IRON BLOCK, SOHC, 16 Valves, vin W,X, Gasoline	01/1991 - 12/1992	4604 cc	90.17 X 89.92	8 cyl		103
CR 868SI STD/0.25/0.5/0.75/1.0	C 868	8 Pairs		2.0860/2.0867 52.984/53.002	2.2388/2.2396 56.866/56.886	0.823 20.90	0.0759 1.928
CS 604BB							
MB5219SI crank flange length mm STD 22.61/22.56 0.25 22.64/22.59 0.5 22.64/22.59 0.75 22.64/22.59	M5219U M5219L	4 Pairs	1,2,3,4	2.6568/2.6576 67.483/67.503	2.8505/2.8512 72.403/72.420	0.752 19.10	0.0962 2.443
	F5219U F5219L	1 Pair	5	2.6568/2.6576 67.483/67.503	2.8505/2.8512 72.403/72.420	0.894 22.71	0.0962 2.443
MB5353SI contains thrustwashers crank flange length mm STD 22.61/22.56 0.25 22.64/22.59 0.5 22.64/22.59 0.75 22.64/22.59 1.0 22.64/22.59	M5219U M5219L	4 Pairs	1,2,3,4	2.6568/2.6576 67.483/67.503	2.8505/2.8512 72.403/72.420	0.752 19.10	0.0962 2.443
	M5219U F5353	1 Pair	5	2.6568/2.6576 67.483/67.503	2.8505/2.8512 72.403/72.420	0.894 22.71	0.0962 2.443
	W5281	1 Half	5	2.9685/2.9764 75.400/75.601	3.5901/3.5984 91.189/91.399	0.004 0.10	0.0940 2.388
CR 868HPN STD/STDX/.026/0.25/0.50 Optional to CR 868SI (Race bearings, Bi-metal [Alecular]) Narrowed	C 868N/1 C 868N/2	8 Pairs		2.0859/2.0867 52.982/53.002	2.2388/2.2396 56.866/56.886	0.752 19.10	0.0759 1.928









Ford				Ford			
							
King Set No.	Part No.	Qty.	Position	Crankshaft Diameter	Housing Diameter	Length	Wall Thickness
CR 868XPN STD/STDX/.025/0.25 Optional to CR 868SI (Race bearings, Tri-metal [pMax Black]) Narrowed	C 868N/1 C 868N/2	8 Pairs		2.0859/2.0867 52.982/53.002	2.2388/2.2396 56.866/56.886	0.752 19.10	0.0759 1.928
CR 881SI STD/0.25/0.5/0.75 Optional to CR 868SI (housing bore +.002")	C 881	8 Pairs		2.0860/2.0867 52.984/53.002	2.2408/2.2416 56.916/56.937	0.823 20.90	0.0769 1.953
MB5353HP Optional to MB5353SI (Race bearings, Bi-metal [Alecular]) contains thrustwashers crank flange length mm STD 22.61/22.56 STDX 22.61/22.56 .026 22.61/22.56 0.25 22.61/22.56 0.5 22.61/22.56	M5353U/PR M5353L/PR	4 Pairs	1,2,3,4	2.6567/2.6577 67.480/67.506	2.8504/2.8513 72.400/72.423	0.756 19.20	0.0961 2.441
	M5353U/PR F5353/PR	1 Pair	5	2.6567/2.6577 67.480/67.506	2.8504/2.8513 72.400/72.423	0.894 22.71	0.0961 2.441
	W5281	1 Half	5	0.0000 0.000	0.0000 0.000	0.004 0.10	0.0000 0.000
MB5353XP Optional to MB5353SI (Race bearings, Tri-metal [pMax Black]) contains thrustwashers crank flange length mm STD 22.61/22.56 STDX 22.61/22.56 .026 22.61/22.56 0.25 22.61/22.56 0.5 22.61/22.56	M5353U/PR M5353L/PR	4 Pairs	1,2,3,4	2.6567/2.6577 67.480/67.506	2.8504/2.8513 72.400/72.423	0.756 19.20	0.0961 2.441
	M5353U/PR F5353/PR	1 Pair	5	2.6567/2.6577 67.480/67.506	2.8504/2.8513 72.400/72.423	0.894 22.71	0.0961 2.441
	W5281	1 Half	5	0.0000 0.000	0.0000 0.000	0.004 0.10	0.0000 0.000
MB5434SI Optional to MB5353SI (housing bore +.002") contains thrustwashers crank flange length mm STD 22.61/22.56 0.25 22.64/22.59 0.5 22.64/22.59	M5434U M5434L	4 Pairs	1,2,3,4	2.6568/2.6576 67.483/67.503	2.8525/2.8532 72.454/72.471	0.752 19.10	0.0972 2.469
	M5434U F5434	1 Pair	5	2.6568/2.6576 67.483/67.503	2.8525/2.8532 72.454/72.471	0.894 22.71	0.0972 2.469
	W5281	1 Half	5	2.9685/2.9764 75.400/75.601	3.5901/3.5984 91.189/91.399	0.004 0.10	0.0940 2.388
104	281CI 4.6Liter WINDSOR, SOHC, 16 Valves, vin 6,W,X, Gasoline	01/1993 - 12/2010	4604 cc	90.17 X 89.92	8 cyl		
	281CI 4.6Liter TRITON, WINDSOR, SOHC, 16 Valves, vin 6,W,X, Gasoline	01/1997 - 12/2010	4604 cc	90.17 X 89.92	8 cyl		
	281CI 4.6Liter TRITON, WINDSOR, SOHC, 16 Valves, vin 6, LPG	01/1997 - 12/1998	4604 cc	90.17 X 89.92	8 cyl		
CR 868SI STD/0.25/0.5/0.75/1.0	C 868	8 Pairs		2.0860/2.0867 52.984/53.002	2.2388/2.2396 56.866/56.886	0.823 20.90	0.0759 1.928
CS 604BB							
MB5280SI STD/0.25/0.5/0.75/1.0 contains thrustwashers	M5280/1 M5280L	1 Pair	1	2.6568/2.6576 67.483/67.503	2.8505/2.8512 72.403/72.420	0.752 19.10	0.0964 2.449
	M5280/2 M5280L	4 Pairs	2,3,4,5	2.6568/2.6576 67.483/67.503	2.8505/2.8512 72.403/72.420	0.784 19.90	0.0964 2.449
	W5280D	1 Pair	5	0.0000 0.000	0.0000 0.000	0.004 0.10	0.1151 2.924
	W5280E	1 Half	5	0.0000 0.000	0.0000 0.000	0.004 0.10	0.1151 2.924
CR 868HPN STD/STDX/.026/0.25/0.50 Optional to CR 868SI (Race bearings, Bi-metal [Alecular]) Narrowed	C 868N/1 C 868N/2	8 Pairs		2.0859/2.0867 52.982/53.002	2.2388/2.2396 56.866/56.886	0.752 19.10	0.0759 1.928
CR 868XPN STD/STDX/.025/0.25 Optional to CR 868SI (Race bearings, Tri-metal [pMax Black]) Narrowed	C 868N/1 C 868N/2	8 Pairs		2.0859/2.0867 52.982/53.002	2.2388/2.2396 56.866/56.886	0.752 19.10	0.0759 1.928

Ford				Ford			
							
King Set No.	Part No.	Qty.	Position	Crankshaft Diameter	Housing Diameter	Length	Wall Thickness
CR 881SI STD/0.25/0.5/0.75 Optional to CR 868SI (housing bore +.002")	C 881	8 Pairs		2.0860/2.0867 52.984/53.002	2.2408/2.2416 56.916/56.937	0.823 20.90	0.0769 1.953
MB5280HP STD/STDX/.026/0.25/0.5 Optional to MB5280SI (Race bearings, Bi-metal [Alecular]) contains thrustwashers	M5280/1UPR M5280/1LPR	1 Pair	1	2.6568/2.6576 67.483/67.503	2.8505/2.8512 72.403/72.420	0.752 19.10	0.0961 2.441
	M5280/2PR M5280/1LPR	4 Pairs	2,3,4,5	2.6568/2.6576 67.483/67.503	2.8505/2.8512 72.403/72.420	0.784 19.90	0.0961 2.441
	W5280D	1 Pair	5	0.0000 0.000	0.0000 0.000	0.004 0.10	0.1151 2.924
	W5280E	1 Half	5	0.0000 0.000	0.0000 0.000	0.004 0.10	0.1151 2.924
MB5280XP STD/STDX/.026/0.25/0.5 Optional to MB5280SI (Race bearings, Tri-metal [pMax Black]) contains thrustwashers	M5280/1UPR M5280/1LPR	1 Pair	1	2.6568/2.6576 67.483/67.503	2.8505/2.8512 72.403/72.420	0.752 19.10	0.0961 2.441
	M5280/2PR M5280/1LPR	4 Pairs	2,3,4,5	2.6568/2.6576 67.483/67.503	2.8505/2.8512 72.403/72.420	0.784 19.90	0.0961 2.441
	W5280D	1 Pair	5	0.0000 0.000	0.0000 0.000	0.004 0.10	0.1151 2.924
	W5280E	1 Half	5	0.0000 0.000	0.0000 0.000	0.004 0.10	0.1151 2.924
105	281CI 4.6Liter SOHC, 24 Valves, vin 8,H, Gasoline	01/2005 - 12/2010	4604 cc	90.17 X 89.92	8 cyl		
	281CI 4.6Liter TRITON, SOHC, 24 Valves, vin 8, Gasoline	01/2009 - 12/2010	4604 cc	90.17 X 89.92	8 cyl		
CR 868SI STD/0.25/0.5/0.75/1.0	C 868	8 Pairs		2.0860/2.0867 52.984/53.002	2.2388/2.2396 56.866/56.886	0.823 20.90	0.0759 1.928
MB5281SI contains thrustwashers crank flange length mm STD 22.61/22.56 0.25 22.64/22.59 0.5 22.64/22.59 0.75 22.64/22.59 1.0 22.64/22.59	M5281U M5281L	4 Pairs	1,2,3,4	2.6568/2.6576 67.483/67.503	2.8505/2.8512 72.403/72.420	0.756 19.20	0.0965 2.451
	M5281U F5281	1 Pair	5	2.6568/2.6576 67.483/67.503	2.8505/2.8512 72.403/72.420	0.894 22.71	0.0965 2.451
	W5281	1 Half	5	0.0000 0.000	0.0000 0.000	0.004 0.10	0.0000 0.000
CR 868HPN STD/STDX/.026/0.25/0.50 Optional to CR 868SI (Race bearings, Bi-metal [Alecular]) Narrowed	C 868N/1 C 868N/2	8 Pairs		2.0859/2.0867 52.982/53.002	2.2388/2.2396 56.866/56.886	0.752 19.10	0.0759 1.928
CR 868XPN STD/STDX/.025/0.25 Optional to CR 868SI (Race bearings, Tri-metal [pMax Black]) Narrowed	C 868N/1 C 868N/2	8 Pairs		2.0859/2.0867 52.982/53.002	2.2388/2.2396 56.866/56.886	0.752 19.10	0.0759 1.928
CR 881SI STD/0.25/0.5/0.75 Optional to CR 868SI (housing bore +.002")	C 881	8 Pairs		2.0860/2.0867 52.984/53.002	2.2408/2.2416 56.916/56.937	0.823 20.90	0.0769 1.953
MB5283XP Optional to MB5281SI (Race bearings, Tri-metal [pMax Black]) contains thrustwashers crank flange length mm STD 22.61/22.56 STDX 22.61/22.56 .026 22.61/22.56 0.25 22.61/22.56	M5283U/PR	5 Halves	1,2,3,4, 5	2.6578/2.6598 67.508/67.559	2.8505/2.8512 72.403/72.420	0.756 19.20	0.0962 2.443
	M5283L/PR	4 Halves	1,2,3,4	2.6578/2.6598 67.508/67.559	2.8505/2.8512 72.403/72.420	0.721 18.30	0.0962 2.443
	W5281	1 Half	5	2.6578/2.6598 67.508/67.559	2.8505/2.8512 72.403/72.420	0.004 0.10	0.0000 0.000
	F5283/PR	1 Half	5	2.6578/2.6598 67.508/67.559	2.8505/0.8512 72.403/21.620	0.894 22.71	0.0962 2.443









Ford				Ford			
							
King Set No.	Part No.	Qty.	Position	Crankshaft Diameter	Housing Diameter	Length	Wall Thickness
106	281CI 4.6Liter ROMEO W/ CAST IRON BLOCK, SOHC, 16 Valves, vin W,X, Gasoline	01/1993 - 12/2010	4604 cc	90.17 X 89.97	8 cyl		
	281CI 4.6Liter W/ CAST IRON BLOCK, SOHC, 16 Valves, vin V, Gasoline	01/2006 - 12/2010	4604 cc	90.17 X 89.92	8 cyl		
	281CI 4.6Liter ROMEO W/ CAST IRON BLOCK, SOHC, 16 Valves, vin 9, Gasoline	01/1995 - 12/2005	4604 cc	90.17 X 89.92	8 cyl		
CR 868SI STD/0.25/0.5/0.75/1.0	C 868	8 Pairs		2.0860/2.0867 52.984/53.002	2.2388/2.2396 56.866/56.886	0.823 20.90	0.0759 1.928
CS 604BB							
MB5353SI contains thrustwashers crank flange length mm STD 22.61/22.56 0.25 22.64/22.59 0.5 22.64/22.59 0.75 22.64/22.59 1.0 22.64/22.59	M5219U M5219L	4 Pairs	1,2,3,4	2.6568/2.6576 67.483/67.503	2.8505/2.8512 72.403/72.420	0.752 19.10	0.0962 2.443
	M5219U F5353	1 Pair	5	2.6568/2.6576 67.483/67.503	2.8505/2.8512 72.403/72.420	0.894 22.71	0.0962 2.443
	W5281	1 Half	5	2.9685/2.9764 75.400/75.601	3.5901/3.5984 91.189/91.399	0.004 0.10	0.0940 2.388
CR 868HPN STD/STDX/.026/0.25/0.50 Optional to CR 868SI (Race bearings, Bi-metal [Alecular]) Narrowed	C 868N/1 C 868N/2	8 Pairs		2.0859/2.0867 52.982/53.002	2.2388/2.2396 56.866/56.886	0.752 19.10	0.0759 1.928
CR 868XPN STD/STDX/.025/0.25 Optional to CR 868SI (Race bearings, Tri-metal [pMax Black]) Narrowed	C 868N/1 C 868N/2	8 Pairs		2.0859/2.0867 52.982/53.002	2.2388/2.2396 56.866/56.886	0.752 19.10	0.0759 1.928
CR 881SI STD/0.25/0.5/0.75 Optional to CR 868SI (housing bore +.002")	C 881	8 Pairs		2.0860/2.0867 52.984/53.002	2.2408/2.2416 56.916/56.937	0.823 20.90	0.0769 1.953
MB5353HP Optional to MB5353SI (Race bearings, Bi-metal [Alecular]) contains thrustwashers crank flange length mm STD 22.61/22.56 STDX 22.61/22.56 .026 22.61/22.56 0.25 22.61/22.56 0.5 22.61/22.56	M5353U/PR M5353L/PR	4 Pairs	1,2,3,4	2.6567/2.6577 67.480/67.506	2.8504/2.8513 72.400/72.423	0.756 19.20	0.0961 2.441
	M5353U/PR F5353/PR	1 Pair	5	2.6567/2.6577 67.480/67.506	2.8504/2.8513 72.400/72.423	0.894 22.71	0.0961 2.441
	W5281	1 Half	5	0.0000 0.000	0.0000 0.000	0.004 0.10	0.0000 0.000
MB5353XP Optional to MB5353SI (Race bearings, Tri-metal [pMax Black]) contains thrustwashers crank flange length mm STD 22.61/22.56 STDX 22.61/22.56 .026 22.61/22.56 0.25 22.61/22.56 0.5 22.61/22.56	M5353U/PR M5353L/PR	4 Pairs	1,2,3,4	2.6567/2.6577 67.480/67.506	2.8504/2.8513 72.400/72.423	0.756 19.20	0.0961 2.441
	M5353U/PR F5353/PR	1 Pair	5	2.6567/2.6577 67.480/67.506	2.8504/2.8513 72.400/72.423	0.894 22.71	0.0961 2.441
	W5281	1 Half	5	0.0000 0.000	0.0000 0.000	0.004 0.10	0.0000 0.000
MB5434SI Optional to MB5353SI (housing bore +.002") contains thrustwashers crank flange length mm STD 22.61/22.56 0.25 22.64/22.59 0.5 22.64/22.59	M5434U M5434L	4 Pairs	1,2,3,4	2.6568/2.6576 67.483/67.503	2.8525/2.8532 72.454/72.471	0.752 19.10	0.0972 2.469
	M5434U F5434	1 Pair	5	2.6568/2.6576 67.483/67.503	2.8525/2.8532 72.454/72.471	0.894 22.71	0.0972 2.469
	W5281	1 Half	5	2.9685/2.9764 75.400/75.601	3.5901/3.5984 91.189/91.399	0.004 0.10	0.0940 2.388
107	289CI 4.7Liter W/ A4 TRANS., OHV, 16 Valves, vin A,C,D, Gasoline	01/1963 - 12/1964	4727 cc	101.60 X 72.90	8 cyl		
	289CI 4.7Liter OHV, 16 Valves, vin K, Gasoline	01/1963 - 12/1968	4727 cc	101.60 X 72.90	8 cyl		









Ford				Ford			
							
King Set No.	Part No.	Qty.	Position	Crankshaft Diameter	Housing Diameter	Length	Wall Thickness
302CI 5.0Liter OHV, 16 Valves, vin G, Gasoline		01/1969 - 12/1971	4949 cc	101.60 X 76.20	8 cyl		
CR 804SI STD/STDX/001/010/020/030/040 with oil hole	C 804	8 Pairs		2.1228/2.1236 53.919/53.939	2.2390/2.2398 56.871/56.891	0.724 18.40	0.0575 1.461
CS 514BB 010	S 514/1	1	1	2.0805/2.0815 52.845/52.870	2.2030/2.2050 55.956/56.007	0.660 16.76	0.0602 1.529
	S 514/2	1	2	2.0655/2.0665 52.464/52.489	2.1880/2.1900 55.575/55.626	0.660 16.76	0.0602 1.529
	S 514/3	1	3	2.0505/2.0515 52.083/52.108	2.1730/2.1750 55.194/55.245	0.660 16.76	0.0602 1.529
	S 514/4	1	4	2.0355/2.0365 51.702/51.727	2.1580/2.1600 54.813/54.864	0.660 16.76	0.0602 1.529
	S 514/5	1	5	2.0205/2.0215 51.321/51.346	2.1430/2.1450 54.432/54.483	0.660 16.76	0.0602 1.529
MB 529SI crank flange length mm STD 28.78/28.73 STDX 28.78/28.73 001 28.81/28.76 010 28.81/28.76 020 28.81/28.76 030 28.81/28.76 040 28.81/28.76 050 29.03/28.98	M 529U M 529L	4 Pairs	1,2,4,5	2.2482/2.2490 57.104/57.125	2.4412/2.4420 62.006/62.027	0.889 22.58	0.0961 2.441
	F 529U F 529L	1 Pair	3	2.2482/2.2490 57.104/57.125	2.4412/2.4420 62.006/62.027	1.137 28.88	0.0961 2.441
CR 804HPN STD/STDX/001/010/010X/011/020/030 Optional to CR 804SI (Race bearings, Bi-metal [Alecular]) Narrowed	C 804U/N C 804L/N	8 Pairs		2.1228/2.1236 53.919/53.939	2.2390/2.2398 56.871/56.891	0.677 17.20	0.0576 1.463
CR 804XPN STD/STDX/010 Optional to CR 804SI (Race bearings, Tri-metal [pMax Black]) Narrowed	C 804U/N C 804L/N	8 Pairs		2.1228/2.1236 53.919/53.939	2.2390/2.2398 56.871/56.891	0.677 17.20	0.0576 1.463
CR 804XPND Optional to CR 804SI (Race bearings, Tri-metal [pMax Black]) Narrowed, with dowel hole	C 804U/N C 804L/ND	8 Pairs		2.1228/2.1236 53.919/53.939	2.2390/2.2398 56.871/56.891	0.677 17.20	0.0576 1.463
CR 871SI STD/010/020/030 Optional to CR 804SI (housing bore +.002")	C 871	8 Pairs		2.1228/2.1236 53.919/53.939	2.2410/2.2418 56.921/56.942	0.724 18.40	0.0585 1.486
MB 529HP Optional to MB 529SI (Race bearings, Bi-metal [Alecular]) 1/2 Groove crank flange length mm STD 28.78/28.73 STDX 28.78/28.73 001 28.78/28.73 010 28.78/28.73 010X 28.78/28.73 011 28.78/28.73 020 28.78/28.73 030 28.78/28.73	M 529U/PR M 529L/PRH	4 Pairs	1,2,4,5	2.2482/2.2490 57.104/57.125	2.4412/2.4420 62.006/62.027	0.889 22.58	0.0960 2.438
	F 529U/PR F 529L/PRH	1 Pair	3	2.2482/2.2490 57.104/57.125	2.4412/2.4420 62.006/62.027	1.137 28.88	0.0960 2.438
MB 529XP Optional to MB 529SI (Race bearings, Tri-metal [pMax Black]) 1/2 Groove crank flange length mm STD 28.78/28.73 STDX 28.78/28.73 010 28.78/28.73 020 28.78/28.73	M 529U/PR M 529L/PR	4 Pairs	1,2,4,5	2.2482/2.2490 57.104/57.125	2.4412/2.4420 62.006/62.027	0.889 22.58	0.0960 2.438
	F 529U/PR F 529L/PR	1 Pair	3	2.2482/2.2490 57.104/57.125	2.4412/2.4420 62.006/62.027	1.137 28.88	0.0960 2.438









Ford				Ford			
							
King Set No.	Part No.	Qty.	Position	Crankshaft Diameter	Housing Diameter	Length	Wall Thickness
MB5197AM Optional to MB 529SI (flange O/S .030") crank flange length mm 010 29.53/29.48 020 29.53/29.48 030 29.53/29.48	M 529U M 529L F5197U F5197L	4 Pairs 1 Pair	1,2,4,5 3	2.2482/2.2490 57.104/57.125 2.2482/2.2490 57.104/57.125	2.4412/2.4420 62.006/62.027 2.4412/2.4420 62.006/62.027	0.889 22.58 1.137 28.88	0.0961 2.441 0.0961 2.441
108	302CI 5.0Liter 99FR, DOHC, 32 Valves, vin F, Gasoline	01/2011 - 12/2011	4951 cc	92.20 X 92.71	8 cyl		108
CR 868SI STD/0.25/0.5/0.75/1.0	C 868	8 Pairs		2.0860/2.0867 52.984/53.002	2.2388/2.2396 56.866/56.886	0.823 20.90	0.0759 1.928
CR 868HPN STD/STDX/.026/0.25/0.50 Optional to CR 868SI (Race bearings, Bi-metal [Alcular]) Narrowed	C 868N/1 C 868N/2	8 Pairs		2.0859/2.0867 52.982/53.002	2.2388/2.2396 56.866/56.886	0.752 19.10	0.0759 1.928
CR 868XPN STD/STDX/.025/0.25 Optional to CR 868SI (Race bearings, Tri-metal [pMax Black]) Narrowed	C 868N/1 C 868N/2	8 Pairs		2.0859/2.0867 52.982/53.002	2.2388/2.2396 56.866/56.886	0.752 19.10	0.0759 1.928
CR 881SI STD/0.25/0.5/0.75 Optional to CR 868SI (housing bore +.002")	C 881	8 Pairs		2.0860/2.0867 52.984/53.002	2.2408/2.2416 56.916/56.937	0.823 20.90	0.0769 1.953
109	330CI 5.4Liter Dagenham Diesel	01/1964 - 12/1978	5405 cc	100.00 X 115.00	6 cyl		109
CR 654AM STD/010/020/030/040/060/080	C 451	6 Pairs		2.4997/2.5005 63.492/63.513	2.6460/2.6465 67.208/67.221	1.339 34.00	0.0724 1.839
MB 704AM STD/010/020/030/040/050	M 501/1 M 501/2	5 Pairs 2 Pairs	1,2,3,5,6 4,7	3.0002/3.0010 76.205/76.225 3.0002/3.0010 76.205/76.225	3.1665/3.1670 80.429/80.442 3.1665/3.0000 80.429/76.200	1.049 26.65 1.424 36.17	0.0823 2.090 0.0823 2.090
TW 232AM STD	W 232D W 232E	2 Pairs		3.3150/3.3250 84.201/84.455	3.8880/3.8980 98.755/99.009	0.000 0.00	0.0920 2.337
110	330CI 5.4Liter OHV, 16 Valves, Gasoline	01/1964 - 12/1978	5407 cc	98.43 X 88.90	8 cyl		110
	352CI 5.8Liter OHV, 16 Valves, vin D,X, Gasoline	01/1964 - 12/1967	5769 cc	101.60 X 88.90	8 cyl		
	360CI 5.9Liter OHV, 16 Valves, vin H,Y, Gasoline	01/1968 - 12/1976	5900 cc	102.87 X 88.90	8 cyl		
	359CI 5.9Liter OHV		5900 cc	102.87 X 88.90	8 cyl		
	361CI 5.9Liter OHV, 16 Valves, vin W, Gasoline	01/1964 - 12/1978	5917 cc	102.87 X 88.90	8 cyl		
	390CI 6.4Liter OHV, 16 Valves, vin 9,H,P,S,X,Y,Z, Gasoline	01/1964 - 12/1976	6390 cc	102.87 X 96.04	8 cyl		
	389CI 6.4Liter OHV		6400 cc	102.87 X 96.04	8 cyl		
	391CI 6.4Liter OHV		6400 cc	102.87 X 96.04	8 cyl		
	410CI 6.7Liter OHV, 16 Valves, vin M, Gasoline	01/1966 - 12/1967	6720 cc	102.87 X 101.19	8 cyl		
	428CI 7.0Liter OHV, 16 Valves, vin P,Q,R, Gasoline	01/1966 - 12/1970	7013 cc	104.90 X 101.19	8 cyl		
CR 809AM STD/010/020/030/040	C 809	8 Pairs		2.4380/2.4388 61.925/61.946	2.5907/2.5915 65.804/65.824	0.733 18.62	0.0757 1.923
CS 515BB							
MB 559AM crank flange length mm STD 28.40/28.35 001 28.43/28.38 010 28.43/28.38 020 28.43/28.38 030 28.43/28.38 040 28.43/28.38 050 28.65/28.60	M 559 F 559	4 Pairs 1 Pair	1,2,4,5 3	2.7484/2.7492 69.809/69.830 2.7484/2.7492 69.809/69.830	2.9412/2.9420 74.706/74.727 2.9412/2.9420 74.706/74.727	0.911 23.14 1.122 28.50	0.0959 2.436 0.0959 2.436









Ford				Ford			
							
King Set No.	Part No.	Qty.	Position	Crankshaft Diameter	Housing Diameter	Length	Wall Thickness
MB5204AM Optional to MB 559AM (flange O/S .010") crank flange length mm 010 28.65/28.60 020 28.65/28.60 030 28.65/28.60	M 559	4 Pairs	1,2,4,5	2.7484/2.7492 69.809/69.830	2.9412/2.9420 74.706/74.727	0.911 23.14	0.0959 2.436
	F5204	1 Pair	3	2.7484/2.7492 69.809/69.830	2.9412/2.9420 74.706/74.727	1.122 28.50	0.0959 2.436
11 1	330CI 5.4Liter TRITON, WINDSOR, SOHC, 16 Valves, vin M, Gasoline	01/1997 - 12/2005	5407 cc	90.20 X 105.66	8 cyl		111
	330CI 5.4Liter TRITON, WINDSOR, SOHC, 16 Valves, vin L,Z, Gasoline	01/1997 - 12/2010	5407 cc	90.20 X 105.66	8 cyl		
	330CI 5.4Liter TRITON, WINDSOR, SOHC, 16 Valves, vin 3, Gasoline Supercharged	01/1999 - 12/2004	5407 cc	90.17 X 105.66	8 cyl		
	330CI 5.4Liter TRITON, WINDSOR, SOHC, 24 Valves, vin 5,V, Gasoline	01/2004 - 12/2010	5407 cc	90.17 X 105.66	8 cyl		
	330CI 5.4Liter IN TECH, DOHC, 32 Valves, vin A,R, Gasoline	01/1999 - 12/2004	5408 cc	90.17 X 105.79	8 cyl		
CR 868SI STD/0.25/0.5/0.75/1.0	C 868	8 Pairs		2.0860/2.0867 52.984/53.002	2.2388/2.2396 56.866/56.886	0.823 20.90	0.0759 1.928
MB5280SI STD/0.25/0.5/0.75/1.0 contains thrustwashers	M5280/1 M5280L	1 Pair	1	2.6568/2.6576 67.483/67.503	2.8505/2.8512 72.403/72.420	0.752 19.10	0.0964 2.449
	M5280/2 M5280L	4 Pairs	2,3,4,5	2.6568/2.6576 67.483/67.503	2.8505/2.8512 72.403/72.420	0.784 19.90	0.0964 2.449
	W5280D	1 Pair	5	0.0000 0.000	0.0000 0.000	0.004 0.10	0.1151 2.924
	W5280E	1 Half	5	0.0000 0.000	0.0000 0.000	0.004 0.10	0.1151 2.924
CR 868HPN STD/STDX/.026/0.25/0.50 Optional to CR 868SI (Race bearings, Bi-metal [Alecular]) Narrowed	C 868N/1 C 868N/2	8 Pairs		2.0859/2.0867 52.982/53.002	2.2388/2.2396 56.866/56.886	0.752 19.10	0.0759 1.928
CR 868XPN STD/STDX/.025/0.25 Optional to CR 868SI (Race bearings, Tri-metal [pMax Black]) Narrowed	C 868N/1 C 868N/2	8 Pairs		2.0859/2.0867 52.982/53.002	2.2388/2.2396 56.866/56.886	0.752 19.10	0.0759 1.928
CR 881SI STD/0.25/0.5/0.75 Optional to CR 868SI (housing bore +.002")	C 881	8 Pairs		2.0860/2.0867 52.984/53.002	2.2408/2.2416 56.916/56.937	0.823 20.90	0.0769 1.953
MB5280HP STD/STDX/.026/0.25/0.5 Optional to MB5280SI (Race bearings, Bi-metal [Alecular]) contains thrustwashers	M5280/1UPR M5280/1LPR	1 Pair	1	2.6568/2.6576 67.483/67.503	2.8505/2.8512 72.403/72.420	0.752 19.10	0.0961 2.441
	M5280/2PR M5280/1LPR	4 Pairs	2,3,4,5	2.6568/2.6576 67.483/67.503	2.8505/2.8512 72.403/72.420	0.784 19.90	0.0961 2.441
	W5280D	1 Pair	5	0.0000 0.000	0.0000 0.000	0.004 0.10	0.1151 2.924
	W5280E	1 Half	5	0.0000 0.000	0.0000 0.000	0.004 0.10	0.1151 2.924
MB5280XP STD/STDX/.026/0.25/0.5 Optional to MB5280SI (Race bearings, Tri-metal [pMax Black]) contains thrustwashers	M5280/1UPR M5280/1LPR	1 Pair	1	2.6568/2.6576 67.483/67.503	2.8505/2.8512 72.403/72.420	0.752 19.10	0.0961 2.441
	M5280/2PR M5280/1LPR	4 Pairs	2,3,4,5	2.6568/2.6576 67.483/67.503	2.8505/2.8512 72.403/72.420	0.784 19.90	0.0961 2.441
	W5280D	1 Pair	5	0.0000 0.000	0.0000 0.000	0.004 0.10	0.1151 2.924
	W5280E	1 Half	5	0.0000 0.000	0.0000 0.000	0.004 0.10	0.1151 2.924









Ford				Ford			
King Set No.	Part No.	Qty.	Position	Crankshaft Diameter	Housing Diameter	Length	Wall Thickness
11 2	330CI 5.4Liter DOHC, 32 Valves, vin S, Gasoline Supercharged	01/2005 - 12/2009	5409 cc	90.17 X 105.66	8 cyl		112
CR 868SI STD/0.25/0.5/0.75/1.0	C 868	8 Pairs		2.0860/2.0867 52.984/53.002	2.2388/2.2396 56.866/56.886	0.823 20.90	0.0759 1.928
CR 868HPN STD/STDX/.026/0.25/0.50 Optional to CR 868SI (Race bearings, Bi-metal [Alecular]) Narrowed	C 868N/1 C 868N/2	8 Pairs		2.0859/2.0867 52.982/53.002	2.2388/2.2396 56.866/56.886	0.752 19.10	0.0759 1.928
CR 868XPN STD/STDX/.025/0.25 Optional to CR 868SI (Race bearings, Tri-metal [pMax Black]) Narrowed	C 868N/1 C 868N/2	8 Pairs		2.0859/2.0867 52.982/53.002	2.2388/2.2396 56.866/56.886	0.752 19.10	0.0759 1.928
CR 881SI STD/0.25/0.5/0.75 Optional to CR 868SI (housing bore +.002")	C 881	8 Pairs		2.0860/2.0867 52.984/53.002	2.2408/2.2416 56.916/56.937	0.823 20.90	0.0769 1.953
11 3	2708E,2703E D Diesel Inclined, Vertical		5409 cc	100.00 X 114.80	6 cyl		113
	DOVER 110 Diesel		5947 cc	104.78 X 114.90	6 cyl		
	365/6 Parent Block, Diesel		5948 cc	104.78 X 114.80	6 cyl		
CR 654AM STD/010/020/030/040/060/080 1965-1981	C 451	6 Pairs		2.4997/2.5005 63.492/63.513	2.6460/2.6465 67.208/67.221	1.339 34.00	0.0724 1.839
CR6604AM STD/010/020/030/040 1985-	C6604U C6604L	6 Pairs		2.6242/2.6250 66.655/66.675	2.7905/2.7910 70.879/70.891	1.339 34.00	0.0820 2.083
CR6604CP STD/010/020	C6604U C6604L	6 Pairs		2.6242/2.6250 66.655/66.675	2.7905/2.7910 70.879/70.891	1.339 34.00	0.0821 2.085
MB 737AM STD/010/020/030/040/050	M 737/1U M 737/1L	5 Pairs	1,2,3,5, 6	3.0002/3.0010 76.205/76.225	3.1665/3.1670 80.429/80.442	1.049 26.65	0.0820 2.083
	M 737/4U M 737/4L	2 Pairs	4,7	3.0002/3.0010 76.205/76.225	3.1665/3.1670 80.429/80.442	1.423 36.15	0.0820 2.083
MB 737CP STD/010/020	M 737/1U M 737/1L	5 Pairs	1,2,3,5, 6	3.0002/3.0010 76.205/76.225	3.1665/3.1670 80.429/80.442	1.049 26.65	0.0821 2.085
	M 737/4U M 737/4L	2 Pairs	4,7	3.0002/3.0010 76.205/76.225	3.1665/3.1670 80.429/80.442	1.423 36.15	0.0821 2.085
TW 232AM STD	W 232D W 232E	2 Pairs		3.3150/3.3250 84.201/84.455	3.8880/3.8980 98.755/99.009	0.000 0.00	0.0920 2.337
11 4	332CI 5.4Liter OHV, 16 Valves, vin B,G, Gasoline	01/1958 - 12/1959	5441 cc	101.60 X 83.74	8 cyl		114
	352CI 5.8Liter OHV, 16 Valves, vin H,R,X,Y, Gasoline Turbocharged	01/1958 - 12/1963	5769 cc	101.60 X 88.90	8 cyl		
	361CI 5.9Liter OHV, 16 Valves, Gasoline	01/1958 - 12/1959	5917 cc	102.87 X 88.90	8 cyl		
	390CI 6.4Liter OHV, 16 Valves, vin 9,M,P,Q,R,Z, Gasoline	01/1961 - 12/1963	6390 cc	102.87 X 96.04	8 cyl		
CR 809AM STD/010/020/030/040	C 809	8 Pairs		2.4380/2.4388 61.925/61.946	2.5907/2.5915 65.804/65.824	0.733 18.62	0.0757 1.923
CS 515BB							
MB 559AM crank flange length mm STD 28.40/28.35 001 28.43/28.38 010 28.43/28.38 020 28.43/28.38 030 28.43/28.38 040 28.43/28.38 050 28.65/28.60	M 559 F 559	4 Pairs 1 Pair	1,2,4,5 3	2.7484/2.7492 69.809/69.830 2.7484/2.7492 69.809/69.830	2.9412/2.9420 74.706/74.727 2.9412/2.9420 74.706/74.727	0.911 23.14 1.122 28.50	0.0959 2.436 0.0959 2.436









Ford				Ford			
							
King Set No.	Part No.	Qty.	Position	Crankshaft Diameter	Housing Diameter	Length	Wall Thickness
MB5204AM Optional to MB 559AM (flange O/S .010") crank flange length mm 010 28.65/28.60 020 28.65/28.60 030 28.65/28.60	M 559	4 Pairs	1,2,4,5	2.7484/2.7492 69.809/69.830	2.9412/2.9420 74.706/74.727	0.911 23.14	0.0959 2.436
	F5204	1 Pair	3	2.7484/2.7492 69.809/69.830	2.9412/2.9420 74.706/74.727	1.122 28.50	0.0959 2.436
11 5	OM 352.937 5.7Liter 2 Valves, Diesel	12/1986 -	5675 cc	97.00 X 128.00	6 cyl		115
CR6630CP STD/0.25/0.5/0.75/1.0/1.25/1.5	C6630	6 Pairs		2.3618/2.3628 59.990/60.015	2.5590/2.5598 64.999/65.019	1.157 29.38	0.0973 2.471
MB 728CP crank flange length mm STD 31.88/31.83 0.25 31.98/31.93 0.5 32.13/32.08 1.5 32.38/32.33	M 728U M 728L	6 Pairs	1,2,3,5, 6,7	3.4642/3.4650 87.991/88.011	3.6614/3.6623 93.000/93.022	0.949 24.10	0.0975 2.477
	F 728U F 728L	1 Pair	4	3.4642/3.4650 87.991/88.011	3.6614/3.6623 93.000/93.022	1.259 31.98	0.0975 2.477
11 6	351CI 5.8Liter MODIFIED, OHV, 16 Valves, vin G,H, Gasoline	01/1977 - 12/1982	5751 cc	101.60 X 88.90	8 cyl		116
	400CI 6.6Liter OHV, 16 Valves, vin S,Z, Gasoline	01/1977 - 12/1982	6554 cc	101.60 X 101.60	8 cyl		
CR 813SI STD/001/010/020/030/040/050	C 813	8 Pairs		2.3103/2.3111 58.682/58.702	2.4361/2.4369 61.877/61.897	0.725 18.42	0.0624 1.585
CS 516BB 010	S 516/1	1	1	2.1238/2.1248 53.945/53.970	2.2490/2.2510 57.125/57.175	0.665 16.89	0.0616 1.565
	S 516/2	1	2	2.0655/2.0665 52.464/52.489	2.1880/2.1900 55.575/55.626	0.660 16.76	0.0602 1.529
	S 516/3	1	3	2.0505/2.0515 52.083/52.108	2.1730/2.1750 55.194/55.245	0.660 16.76	0.0602 1.529
	S 516/4	1	4	2.0355/2.0365 51.702/51.727	2.1580/2.1600 54.813/54.864	0.660 16.76	0.0602 1.529
	S 516/5	1	5	2.0205/2.0215 51.321/51.346	2.1430/2.1450 54.432/54.483	0.660 16.76	0.0602 1.529
MB5505SI 1977- crank flange length mm STD 28.78/28.73 010 28.81/28.76 020 28.81/28.76 030 28.81/28.76 040 28.81/28.76	M5505U M5505L	4 Pairs	1,2,4,5	2.9994/3.0002 76.185/76.205	3.1922/3.1930 81.082/81.102	0.839 21.30	0.0958 2.433
	F5504 F5505L	1 Pair	3	2.9994/3.0002 76.185/76.205	3.1922/3.1930 81.082/81.102	1.137 28.88	0.0958 2.433
CR 813XPN Optional to CR 813SI (Race bearings, Tri-metal [pMax Black])	C 813UN- PR C 813LN-PR	8 Pairs		2.3103/2.3111 58.682/58.702	2.4361/2.4369 61.877/61.897	0.676 17.17	0.0624 1.585
MB5189SI Optional to MB5505SI (flange O/S .010") crank flange length mm 010 29.03/28.98 020 29.03/28.98 030 29.03/28.98	M5505U M5505L	4 Pairs	1,2,4,5	2.9994/3.0002 76.185/76.205	3.1922/3.1930 81.082/81.102	0.839 21.30	0.0958 2.433
	F5186 F5189L	1 Pair	3	2.9994/3.0002 76.185/76.205	3.1922/3.1930 81.082/81.102	1.137 28.88	0.0958 2.433
MB5190SI Optional to MB5505SI (flange O/S .020") crank flange length mm 010 29.28/29.23 020 29.28/29.23 030 29.28/29.23	M5505U M5505L	4 Pairs	1,2,4,5	2.9994/3.0002 76.185/76.205	3.1922/3.1930 81.082/81.102	0.839 21.30	0.0958 2.433
	F5187 F5190L	1 Pair	3	2.9994/3.0002 76.185/76.205	3.1922/3.1930 81.082/81.102	1.137 28.88	0.0958 2.433









Ford				Ford			
							
King Set No.	Part No.	Qty.	Position	Crankshaft Diameter	Housing Diameter	Length	Wall Thickness
MB5505XP Optional to MB5505SI (Race bearings, Tri-metal [pMax Black]) 1/2 Groove crank flange length mm STD 28.78/28.73 STDX 28.78/28.73 001 28.78/28.73 010 28.78/28.73 010X 28.78/28.73 011 28.78/28.73 020 28.78/28.73	M5505U/PR M5505L/PR	4 Pairs	1,2,4,5	2.9994/3.0002 76.185/76.205	3.1922/3.1930 81.082/81.102	0.835 21.20	0.0958 2.433
	F5504/PR	1 Pair	3	2.9994/3.0002 76.185/76.205	3.1922/3.1930 81.082/81.102	1.137 28.88	0.0958 2.433
11 7	351CI 5.8Liter MODIFIED, OHV, 16 Valves, vin H, Gasoline	01/1975 - 12/1976	5751 cc	101.60 X 88.90	8 cyl		117
	400CI 6.6Liter OHV, 16 Valves, vin S, Gasoline	01/1971 - 12/1976	6554 cc	101.60 X 101.60	8 cyl		
CR 813SI STD/001/010/020/030/040/050	C 813	8 Pairs		2.3103/2.3111 58.682/58.702	2.4361/2.4369 61.877/61.897	0.725 18.42	0.0624 1.585
CS 516BB 010	S 516/1	1	1	2.1238/2.1248 53.945/53.970	2.2490/2.2510 57.125/57.175	0.665 16.89	0.0616 1.565
	S 516/2	1	2	2.0655/2.0665 52.464/52.489	2.1880/2.1900 55.575/55.626	0.660 16.76	0.0602 1.529
	S 516/3	1	3	2.0505/2.0515 52.083/52.108	2.1730/2.1750 55.194/55.245	0.660 16.76	0.0602 1.529
	S 516/4	1	4	2.0355/2.0365 51.702/51.727	2.1580/2.1600 54.813/54.864	0.660 16.76	0.0602 1.529
	S 516/5	1	5	2.0205/2.0215 51.321/51.346	2.1430/2.1450 54.432/54.483	0.660 16.76	0.0602 1.529
MB5504SI -1976 crank flange length mm STD 28.78/28.73 010 28.81/28.76 020 28.81/28.76 030 28.81/28.76 040 28.81/28.76 050 28.81/28.76	M5504	4 Pairs	1,2,4,5	2.9994/3.0002 76.185/76.205	3.1922/3.1930 81.082/81.102	0.839 21.30	0.0958 2.433
	F5504	1 Pair	3	2.9994/3.0002 76.185/76.205	3.1922/3.1930 81.082/81.102	1.137 28.88	0.0958 2.433
CR 813XPN Optional to CR 813SI (Race bearings, Tri-metal [pMax Black])	C 813UN-PR C 813LN-PR	8 Pairs		2.3103/2.3111 58.682/58.702	2.4361/2.4369 61.877/61.897	0.676 17.17	0.0624 1.585
MB5186AM Optional to MB5504SI (flange O/S .010") crank flange length mm 010 29.03/28.98 020 29.03/28.98 030 29.03/28.98 050 29.03/28.98 060 29.03/28.98	M5504	4 Pairs	1,2,4,5	2.9994/3.0002 76.185/76.205	3.1922/3.1930 81.082/81.102	0.839 21.30	0.0958 2.433
	F5186	1 Pair	3	2.9994/3.0002 76.185/76.205	3.1922/3.1930 81.082/81.102	1.137 28.88	0.0958 2.433
11 8	351CI 5.8Liter WINDSOR, OHV, 16 Valves, vin G,H, Gasoline	01/1977 - 12/1998	5752 cc	101.60 X 88.90	8 cyl		118
CR 814SI STD/001/010/020/030/040/050/060	C 814	8 Pairs		2.3103/2.3111 58.682/58.702	2.4265/2.4273 61.633/61.653	0.724 18.40	0.0575 1.461
CS 514BB 010	S 514/1	1	1	2.0805/2.0815 52.845/52.870	2.2030/2.2050 55.956/56.007	0.660 16.76	0.0602 1.529
	S 514/2	1	2	2.0655/2.0665 52.464/52.489	2.1880/2.1900 55.575/55.626	0.660 16.76	0.0602 1.529
	S 514/3	1	3	2.0505/2.0515 52.083/52.108	2.1730/2.1750 55.194/55.245	0.660 16.76	0.0602 1.529
	S 514/4	1	4	2.0355/2.0365 51.702/51.727	2.1580/2.1600 54.813/54.864	0.660 16.76	0.0602 1.529
	S 514/5	1	5	2.0205/2.0215 51.321/51.346	2.1430/2.1450 54.432/54.483	0.660 16.76	0.0602 1.529









Ford				Ford			
 King Set No.	 Part No.	 Qty.	 Position	 Crankshaft Diameter	 Housing Diameter	 Length	 Wall Thickness
MB5505SI 1977- crank flange length mm STD 28.78/28.73 010 28.81/28.76 020 28.81/28.76 030 28.81/28.76 040 28.81/28.76	M5505U M5505L	4 Pairs	1,2,4,5	2.9994/3.0002 76.185/76.205	3.1922/3.1930 81.082/81.102	0.839 21.30	0.0958 2.433
	F5504 F5505L	1 Pair	3	2.9994/3.0002 76.185/76.205	3.1922/3.1930 81.082/81.102	1.137 28.88	0.0958 2.433
CR 814XP STD/STDX/001/010/010X/020 Optional to CR 814SI (Race bearings, Tri-metal [pMax Black]) Narrowed	C 814U/N C 814L/N	8 Pairs		2.3103/2.3111 58.682/58.702	2.4265/2.4273 61.633/61.653	0.673 17.10	0.0576 1.463
CR 872SI STD/010/020/030 Optional to CR 814SI (housing bore +.002")	C 872	8 Pairs		2.3103/2.3111 58.682/58.702	2.4285/2.4293 61.684/61.704	0.724 18.40	0.0585 1.486
MB5189SI Optional to MB5505SI (flange O/S .010") crank flange length mm 010 29.03/28.98 020 29.03/28.98 030 29.03/28.98	M5505U M5505L	4 Pairs	1,2,4,5	2.9994/3.0002 76.185/76.205	3.1922/3.1930 81.082/81.102	0.839 21.30	0.0958 2.433
	F5186 F5189L	1 Pair	3	2.9994/3.0002 76.185/76.205	3.1922/3.1930 81.082/81.102	1.137 28.88	0.0958 2.433
MB5190SI Optional to MB5505SI (flange O/S .020") crank flange length mm 010 29.28/29.23 020 29.28/29.23 030 29.28/29.23	M5505U M5505L	4 Pairs	1,2,4,5	2.9994/3.0002 76.185/76.205	3.1922/3.1930 81.082/81.102	0.839 21.30	0.0958 2.433
	F5187 F5190L	1 Pair	3	2.9994/3.0002 76.185/76.205	3.1922/3.1930 81.082/81.102	1.137 28.88	0.0958 2.433
MB5505XP Optional to MB5505SI (Race bearings, Tri-metal [pMax Black]) 1/2 Groove crank flange length mm STD 28.78/28.73 STDX 28.78/28.73 001 28.78/28.73 010 28.78/28.73 010X 28.78/28.73 011 28.78/28.73 020 28.78/28.73	M5505U/PR M5505L/PR	4 Pairs	1,2,4,5	2.9994/3.0002 76.185/76.205	3.1922/3.1930 81.082/81.102	0.835 21.20	0.0958 2.433
	F5504/PR	1 Pair	3	2.9994/3.0002 76.185/76.205	3.1922/3.1930 81.082/81.102	1.137 28.88	0.0958 2.433
119	351CI 5.8Liter CLEVELAND, OHV, 16 Valves, vin H,M,Q, Gasoline	01/1970 - 12/1974	5752 cc	101.60 X 88.90	8 cyl		119
	351CI 5.8Liter CLEVELAND , CJ, OHV, 16 Valves, vin Q, Gasoline	01/1971 - 12/1972	5752 cc	101.60 X 88.90	8 cyl		
CR 813SI STD/001/010/020/030/040/050	C 813	8 Pairs		2.3103/2.3111 58.682/58.702	2.4361/2.4369 61.877/61.897	0.725 18.42	0.0624 1.585
CS 516BB 010	S 516/1	1	1	2.1238/2.1248 53.945/53.970	2.2490/2.2510 57.125/57.175	0.665 16.89	0.0616 1.565
	S 516/2	1	2	2.0655/2.0665 52.464/52.489	2.1880/2.1900 55.575/55.626	0.660 16.76	0.0602 1.529
	S 516/3	1	3	2.0505/2.0515 52.083/52.108	2.1730/2.1750 55.194/55.245	0.660 16.76	0.0602 1.529
	S 516/4	1	4	2.0355/2.0365 51.702/51.727	2.1580/2.1600 54.813/54.864	0.660 16.76	0.0602 1.529
	S 516/5	1	5	2.0205/2.0215 51.321/51.346	2.1430/2.1450 54.432/54.483	0.660 16.76	0.0602 1.529
MB5503AM crank flange length mm STD 28.40/28.35 010 28.43/28.38 020 28.43/28.38 030 28.43/28.38 040 28.43/28.38 050 28.43/28.38	M5503U M5503L	4 Pairs	1,2,4,5	2.7484/2.7492 69.809/69.830	2.9417/2.9425 74.719/74.740	0.880 22.35	0.0962 2.443
	F5503U F5503L	1 Pair	3	2.7484/2.7492 69.809/69.830	2.9417/2.9425 74.719/74.740	1.122 28.50	0.0962 2.443

Ford				Ford			
							
King Set No.	Part No.	Qty.	Position	Crankshaft Diameter	Housing Diameter	Length	Wall Thickness
CR 813XPN Optional to CR 813SI (Race bearings, Tri-metal [pMax Black])	C 813UN-PR C 813LN-PR	8 Pairs		2.3103/2.3111 58.682/58.702	2.4361/2.4369 61.877/61.897	0.676 17.17	0.0624 1.585
MB5503XP Optional to MB5503AM (Race bearings, Tri-metal [pMax Black]) 1/2 Groove crank flange length mm STD 28.40/28.35 STDX 28.40/28.35 001 28.40/28.35 010 28.40/28.35 010X 28.40/28.35 020 28.40/28.35	M5503U/PR M5503L/PR	4 Pairs	1,2,4,5	2.7484/2.7492 69.809/69.830	2.9417/2.9425 74.719/74.740	0.880 22.35	0.0962 2.443
	F5503U/PR F5503L/PR	1 Pair	3	2.7484/2.7492 69.809/69.830	2.9417/2.9425 74.719/74.740	1.122 28.50	0.0962 2.443
12 0	351CI 5.8Liter WINDSOR, OHV, 16 Valves, vin H,M, Gasoline	01/1969 - 12/1976	5752 cc	101.60 X 88.90	8 cyl		120
CR 814SI STD/001/010/020/030/040/050/060	C 814	8 Pairs		2.3103/2.3111 58.682/58.702	2.4265/2.4273 61.633/61.653	0.724 18.40	0.0575 1.461
CS 514BB 010	S 514/1	1	1	2.0805/2.0815 52.845/52.870	2.2030/2.2050 55.956/56.007	0.660 16.76	0.0602 1.529
	S 514/2	1	2	2.0655/2.0665 52.464/52.489	2.1880/2.1900 55.575/55.626	0.660 16.76	0.0602 1.529
	S 514/3	1	3	2.0505/2.0515 52.083/52.108	2.1730/2.1750 55.194/55.245	0.660 16.76	0.0602 1.529
	S 514/4	1	4	2.0355/2.0365 51.702/51.727	2.1580/2.1600 54.813/54.864	0.660 16.76	0.0602 1.529
	S 514/5	1	5	2.0205/2.0215 51.321/51.346	2.1430/2.1450 54.432/54.483	0.660 16.76	0.0602 1.529
MB5504SI -1976 crank flange length mm STD 28.78/28.73 010 28.81/28.76 020 28.81/28.76 030 28.81/28.76 040 28.81/28.76 050 28.81/28.76	M5504	4 Pairs	1,2,4,5	2.9994/3.0002 76.185/76.205	3.1922/3.1930 81.082/81.102	0.839 21.30	0.0958 2.433
	F5504	1 Pair	3	2.9994/3.0002 76.185/76.205	3.1922/3.1930 81.082/81.102	1.137 28.88	0.0958 2.433
CR 814XPN STD/STDX/001/010/010X/020 Optional to CR 814SI (Race bearings, Tri-metal [pMax Black]) Narrowed	C 814U/N C 814L/N	8 Pairs		2.3103/2.3111 58.682/58.702	2.4265/2.4273 61.633/61.653	0.673 17.10	0.0576 1.463
CR 872SI STD/010/020/030 Optional to CR 814SI (housing bore +.002")	C 872	8 Pairs		2.3103/2.3111 58.682/58.702	2.4285/2.4293 61.684/61.704	0.724 18.40	0.0585 1.486
MB5186AM Optional to MB5504SI (flange O/S .010") crank flange length mm 010 29.03/28.98 020 29.03/28.98 030 29.03/28.98 050 29.03/28.98 060 29.03/28.98	M5504	4 Pairs	1,2,4,5	2.9994/3.0002 76.185/76.205	3.1922/3.1930 81.082/81.102	0.839 21.30	0.0958 2.433
	F5186	1 Pair	3	2.9994/3.0002 76.185/76.205	3.1922/3.1930 81.082/81.102	1.137 28.88	0.0958 2.433
12 1	352CI 5.8Liter OHV		5765 cc	101.60 X 88.90	8 cyl		121
	390CI 6.4Liter OHV		6400 cc	102.87 X 96.01	8 cyl		
	427CI 7.0Liter OHV		6994 cc	107.44 X 96.01	8 cyl		
CR 809AM STD/010/020/030/040	C 809	8 Pairs		2.4380/2.4388 61.925/61.946	2.5907/2.5915 65.804/65.824	0.733 18.62	0.0757 1.923









Ford				Ford			
							
King Set No.	Part No.	Qty.	Position	Crankshaft Diameter	Housing Diameter	Length	Wall Thickness
CS 515BB -1965							
MB 559AM crank flange length mm STD 28.40/28.35 001 28.43/28.38 010 28.43/28.38 020 28.43/28.38 030 28.43/28.38 040 28.43/28.38 050 28.65/28.60	M 559	4 Pairs	1,2,4,5	2.7484/2.7492 69.809/69.830	2.9412/2.9420 74.706/74.727	0.911 23.14	0.0959 2.436
	F 559	1 Pair	3	2.7484/2.7492 69.809/69.830	2.9412/2.9420 74.706/74.727	1.122 28.50	0.0959 2.436
MB5204AM Optional to MB 559AM (flange O/S .010") crank flange length mm 010 28.65/28.60 020 28.65/28.60 030 28.65/28.60	M 559	4 Pairs	1,2,4,5	2.7484/2.7492 69.809/69.830	2.9412/2.9420 74.706/74.727	0.911 23.14	0.0959 2.436
	F5204	1 Pair	3	2.7484/2.7492 69.809/69.830	2.9412/2.9420 74.706/74.727	1.122 28.50	0.0959 2.436
12 2	351W 5.8Liter OHV		5800 cc	101.60 X 88.90	8 cyl		122
CR 814SI STD/001/010/020/030/040/050/060	C 814	8 Pairs		2.3103/2.3111 58.682/58.702	2.4265/2.4273 61.633/61.653	0.724 18.40	0.0575 1.461
CS 514BB 010	S 514/1	1	1	2.0805/2.0815 52.845/52.870	2.2030/2.2050 55.956/56.007	0.660 16.76	0.0602 1.529
	S 514/2	1	2	2.0655/2.0665 52.464/52.489	2.1880/2.1900 55.575/55.626	0.660 16.76	0.0602 1.529
	S 514/3	1	3	2.0505/2.0515 52.083/52.108	2.1730/2.1750 55.194/55.245	0.660 16.76	0.0602 1.529
	S 514/4	1	4	2.0355/2.0365 51.702/51.727	2.1580/2.1600 54.813/54.864	0.660 16.76	0.0602 1.529
	S 514/5	1	5	2.0205/2.0215 51.321/51.346	2.1430/2.1450 54.432/54.483	0.660 16.76	0.0602 1.529
CS 514HP STD	S 514/1	1	1	2.0805/2.0815 52.845/52.870	2.2030/2.2050 55.956/56.007	0.660 16.76	0.0602 1.529
	S 514/2	1	2	2.0655/2.0665 52.464/52.489	2.1880/2.1900 55.575/55.626	0.660 16.76	0.0602 1.529
	S 514/3	1	3	2.0505/2.0515 52.083/52.108	2.1730/2.1750 55.194/55.245	0.660 16.76	0.0602 1.529
	S 514/4	1	4	2.0355/2.0365 51.702/51.727	2.1580/2.1600 54.813/54.864	0.660 16.76	0.0602 1.529
	S 514/5	1	5	2.0205/2.0215 51.321/51.346	2.1430/2.1450 54.432/54.483	0.660 16.76	0.0602 1.529
	S 514/1	1	1	2.0805/2.0815 52.845/52.870	2.2030/2.2050 55.956/56.007	0.660 16.76	0.0602 1.529
	S 514/2	1	2	2.0655/2.0665 52.464/52.489	2.1880/2.1900 55.575/55.626	0.660 16.76	0.0602 1.529
	S 514/2	1	2	2.0505/2.0515 52.083/52.108	2.1730/2.1750 55.194/55.245	0.660 16.76	0.0602 1.529
	S 514/3	1	3	2.0355/	2.1580/	0.660 16.76	0.0602 1.529
	S 514/4	1	4			0.660 16.76	0.0602 1.529
	S 514/5	1	5				









Ford				Ford			
							
King Set No.	Part No.	Qty.	Position	Crankshaft Diameter	Housing Diameter	Length	Wall Thickness
MB5504SI -1976 crank flange length mm STD 28.78/28.73 010 28.81/28.76 020 28.81/28.76 030 28.81/28.76 040 28.81/28.76 050 28.81/28.76	M5504 F5504	4 Pairs 1 Pair	1,2,4,5 3	2.9994/3.0002 76.185/76.205 2.9994/3.0002 76.185/76.205	3.1922/3.1930 81.082/81.102 3.1922/3.1930 81.082/81.102	0.839 21.30 1.137 28.88	0.0958 2.433 0.0958 2.433
MB5505SI 1977- crank flange length mm STD 28.78/28.73 010 28.81/28.76 020 28.81/28.76 030 28.81/28.76 040 28.81/28.76	M5505U M5505L F5504 F5505L	4 Pairs 1 Pair	1,2,4,5 3	2.9994/3.0002 76.185/76.205 2.9994/3.0002 76.185/76.205	3.1922/3.1930 81.082/81.102 3.1922/3.1930 81.082/81.102	0.839 21.30 1.137 28.88	0.0958 2.433 0.0958 2.433
CR 814XPN STD/STDX/001/010/010X/020 Optional to CR 814SI (Race bearings, Tri-metal [pMax Black]) Narrowed	C 814U/N C 814L/N	8 Pairs		2.3103/2.3111 58.682/58.702	2.4265/2.4273 61.633/61.653	0.673 17.10	0.0576 1.463
CR 872SI STD/010/020/030 Optional to CR 814SI (housing bore +.002")	C 872	8 Pairs		2.3103/2.3111 58.682/58.702	2.4285/2.4293 61.684/61.704	0.724 18.40	0.0585 1.486
MB5186AM Optional to MB5504SI (flange O/S .010") crank flange length mm 010 29.03/28.98 020 29.03/28.98 030 29.03/28.98 050 29.03/28.98 060 29.03/28.98	M5504 F5186	4 Pairs 1 Pair	1,2,4,5 3	2.9994/3.0002 76.185/76.205 2.9994/3.0002 76.185/76.205	3.1922/3.1930 81.082/81.102 3.1922/3.1930 81.082/81.102	0.839 21.30 1.137 28.88	0.0958 2.433 0.0958 2.433
MB5189SI Optional to MB5505SI (flange O/S .010") crank flange length mm 010 29.03/28.98 020 29.03/28.98 030 29.03/28.98	M5505U M5505L F5186 F5189L	4 Pairs 1 Pair	1,2,4,5 3	2.9994/3.0002 76.185/76.205 2.9994/3.0002 76.185/76.205	3.1922/3.1930 81.082/81.102 3.1922/3.1930 81.082/81.102	0.839 21.30 1.137 28.88	0.0958 2.433 0.0958 2.433
MB5190SI Optional to MB5505SI (flange O/S .020") crank flange length mm 010 29.28/29.23 020 29.28/29.23 030 29.28/29.23	M5505U M5505L F5187 F5190L	4 Pairs 1 Pair	1,2,4,5 3	2.9994/3.0002 76.185/76.205 2.9994/3.0002 76.185/76.205	3.1922/3.1930 81.082/81.102 3.1922/3.1930 81.082/81.102	0.839 21.30 1.137 28.88	0.0958 2.433 0.0958 2.433
MB5505XP Optional to MB5505SI (Race bearings, Tri-metal [pMax Black]) 1/2 Groove crank flange length mm STD 28.78/28.73 STDX 28.78/28.73 001 28.78/28.73 010 28.78/28.73 010X 28.78/28.73 011 28.78/28.73 020 28.78/28.73	M5505U/PR M5505L/PR F5504/PR	4 Pairs 1 Pair	1,2,4,5 3	2.9994/3.0002 76.185/76.205 2.9994/3.0002 76.185/76.205	3.1922/3.1930 81.082/81.102 3.1922/3.1930 81.082/81.102	0.835 21.20 1.137 28.88	0.0958 2.433 0.0958 2.433
12	360CI 5.9Liter Diesel Dorset		5896 cc	102.00 X 115.00	6 cyl		123
3	362CI 6.0Liter Diesel Dorset		5929 cc	105.00 X 115.00	6 cyl		
	363CI 6.0Liter Diesel Dorset Turbocharged		5945 cc	105.00 X 115.00	6 cyl		
	380CI 6.2Liter Diesel Dorset		6224 cc	107.00 X 115.00	6 cyl		

Ford				Ford				
								
King Set No.	Part No.	Qty.	Position	Crankshaft Diameter	Housing Diameter	Length	Wall Thickness	
CR6604CP STD/010/020	C6604U C6604L	6 Pairs		2.6242/2.6250 66.655/66.675	2.7905/2.7910 70.879/70.891	1.339 34.00	0.0821 2.085	
MB 737AM STD/010/020/030/040/050	M 737/1U M 737/1L	5 Pairs	1,2,3,5, 6	3.0002/3.0010 76.205/76.225	3.1665/3.1670 80.429/80.442	1.049 26.65	0.0820 2.083	
	M 737/4U M 737/4L	2 Pairs	4,7	3.0002/3.0010 76.205/76.225	3.1665/3.1670 80.429/80.442	1.423 36.15	0.0820 2.083	
12 4	2704E,2709E D Diesel Vertical,Inclined		5899 cc	104.78 X 114.80	6 cyl		124	
	360 CU IN Diesel Turbochargedd		5944 cc	104.78 X 114.80	6 cyl			
	DOVER 150 Diesel Turbochargedd		5947 cc	104.78 X 114.90	6 cyl			
	DOVER 130 Diesel		6224 cc	107.19 X 114.90	6 cyl			
	2715E Diesel D Series Parent Block		6227 cc	107.21 X 114.80	6 cyl			
CR6604AM STD/010/020/030/040 1965-1981	C6604U C6604L	6 Pairs		2.6242/2.6250 66.655/66.675	2.7905/2.7910 70.879/70.891	1.339 34.00	0.0820 2.083	
CR6604CP STD/010/020	C6604U C6604L	6 Pairs		2.6242/2.6250 66.655/66.675	2.7905/2.7910 70.879/70.891	1.339 34.00	0.0821 2.085	
MB 737AM STD/010/020/030/040/050	M 737/1U M 737/1L	5 Pairs	1,2,3,5, 6	3.0002/3.0010 76.205/76.225	3.1665/3.1670 80.429/80.442	1.049 26.65	0.0820 2.083	
	M 737/4U M 737/4L	2 Pairs	4,7	3.0002/3.0010 76.205/76.225	3.1665/3.1670 80.429/80.442	1.423 36.15	0.0820 2.083	
MB 737CP STD/010/020	M 737/1U M 737/1L	5 Pairs	1,2,3,5, 6	3.0002/3.0010 76.205/76.225	3.1665/3.1670 80.429/80.442	1.049 26.65	0.0821 2.085	
	M 737/4U M 737/4L	2 Pairs	4,7	3.0002/3.0010 76.205/76.225	3.1665/3.1670 80.429/80.442	1.423 36.15	0.0821 2.085	
TW 232AM STD 1965-1981	W 232D W 232E	2 Pairs		3.3150/3.3250 84.201/84.455	3.8880/3.8980 98.755/99.009	0.000 0.00	0.0920 2.337	
12 5	370CI 6.1Liter OHV		6100 cc	102.87 X 91.19	8 cyl		125	
	429CI 7.0Liter OHV, 16 Valves, vin G, Gasoline	01/1979 - 12/1998	7030 cc	110.74 X 91.19	8 cyl			
	429CI 7.0Liter OHV, 16 Valves, vin C,J,K,N,P,Z, Gasoline	01/1968 - 12/1973	7030 cc	110.74 X 91.19	8 cyl			
	460CI 7.5Liter OHV, 16 Valves, vin A,C,G,J,L, Gasoline	01/1968 - 12/1998	7538 cc	110.74 X 97.79	8 cyl			
CR 816SI STD/001/010/020/030/040/060	C 816	8 Pairs		2.4992/2.5000 63.480/63.500	2.6522/2.6530 67.366/67.386	0.864 21.95	0.0760 1.930	
CS 517BB STD/010	S 517	5	1-2-3-4- 5	2.1238/2.1248 53.945/53.970	2.2495/2.2505 57.137/57.163	0.585 14.86	0.0620 1.575	
CS 517HPT								
MB5650SI <i>crank flange length mm</i> STD 28.45/28.40 001 28.48/28.43 010 28.48/28.43 020 28.48/28.43 030 28.48/28.43 040 28.48/28.43 060 28.70/28.65	M5512U M5650L	4 Pairs	1,2,4,5	2.9994/3.0002 76.185/76.205	3.1922/3.1930 81.082/81.102	0.949 24.10	0.0957 2.431	
	F5512	1 Pair	3	2.9994/3.0002 76.185/76.205	3.1922/3.1930 81.082/81.102	1.124 28.55	0.0957 2.431	
	CR8014SI STD/010/020/030/040 Optional to CR 816SI (housing bore +.002")	C8014	8 Pairs		2.4992/2.5000 63.480/63.500	2.6552/2.6550 67.442/67.437	0.864 21.95	0.0768 1.951

Ford				Ford			
 King Set No.	 Part No.	 Qty.	 Position	 Crankshaft Diameter	 Housing Diameter	 Length	 Wall Thickness
MB5650HP Optional to MB5650SI Bi-metal [Alecular] 1/2 Grooved <i>crank flange length mm</i> STD 28.45/28.40 STDX 28.45/28.40 001 28.45/28.40 010 28.45/28.40 010X 28.45/28.40 011 28.45/28.40 020 28.45/28.40	(Race bearings, M5650U/PR M5650L/PR	4 Pairs	1,2,4,5	2.9994/3.0002 76.185/76.205	3.1922/3.1930 81.082/81.102	0.949 24.10	0.0957 2.431
	F5650U/PR F5650L/PR	1 Pair	3	2.9994/3.0002 76.185/76.205	3.1922/3.1930 81.082/81.102	1.124 28.55	0.0957 2.431
MB5650XP Optional to MB5650SI Tri-metal [pMax Black] 1/2 Groove <i>crank flange length mm</i> STD 28.45/28.40 STDX 28.45/28.40 001 28.45/28.40 010 28.45/28.40 010X 28.45/28.40 011 28.45/28.40 020 28.45/28.40	(Race bearings, M5650U/PR M5650L/PR	4 Pairs	1,2,4,5	2.9994/3.0002 76.185/76.205	3.1922/3.1930 81.082/81.102	0.949 24.10	0.0957 2.431
	F5650U/PR F5650L/PR	1 Pair	3	2.9994/3.0002 76.185/76.205	3.1922/3.1930 81.082/81.102	1.124 28.55	0.0957 2.431
12 6	401CI 6.6Liter OHV, 12 Valves, vin P, Diesel Turbocharged	01/1986 - 12/1997	6571 cc	111.91 X 111.91	6 cyl		126
	474CI 7.8Liter OHV, 12 Valves, vin A, Diesel Turbocharged	01/1987 - 12/1997	7751 cc	111.91 X 132.08	6 cyl		
CR6679CP STD/010/020/030	C4131	6 Pairs		2.7496/2.7504 69.840/69.860	2.9412/2.9420 74.706/74.727	1.248 31.70	0.0943 2.395
MB7038AM <i>crank flange length mm</i> STD 36.83/36.78 010 36.83/36.78 020 36.83/36.78 030 36.83/36.78 040 36.83/36.78	M7011U M7011L	6 Pairs	1,2,3,5, 6,7	3.3714/3.3722 85.634/85.654	3.6242/3.6250 92.055/92.075	1.108 28.15	0.1249 3.172
	F5069U F5069L	1 Pair	4	3.3710/3.3722 85.623/85.654	3.6242/3.6250 92.055/92.075	1.454 36.93	0.1249 3.172
12 7	401 CU.IN.D Diesel		6571 cc	111.78 X 298.70	6 cyl		127
CR 682AM STD/010/020/030/040/060	C4418	6 Pairs		2.7496/2.7504 69.840/69.860	2.9412/2.9420 74.706/74.727	1.409 35.80	0.0945 2.400
CR6679AM STD/010/020/030	C4131	6 Pairs		2.7496/2.7504 69.840/69.860	2.9412/2.9420 74.706/74.727	1.248 31.70	0.0942 2.393
MB 738AM <i>crank flange length mm</i> STD 36.83/36.78 010 36.83/36.78 020 36.83/36.78 030 36.83/36.78 040 37.08/37.03	M 530U M 530L	6 Pairs	1,2,3,5, 6,7	3.3714/3.3722 85.634/85.654	3.6240/3.6250 92.050/92.075	1.109 28.17	0.1249 3.172
	F 530U F 530L	1 Pair	4	3.3714/3.3722 85.634/85.654	3.6240/3.6250 92.050/92.075	1.454 36.93	0.1249 3.172
12 8	401 CU. IN. D Diesel Turbocharged		6571 cc	111.78 X 111.76	6 cyl		128
CR6654CP STD/010/020/030/050	C4047	6 Pairs		2.7496/2.7504 69.840/69.860	2.9412/2.9420 74.706/74.727	1.409 35.80	0.0948 2.408
MB 738AM <i>crank flange length mm</i> STD 36.83/36.78 010 36.83/36.78 020 36.83/36.78 030 36.83/36.78 040 37.08/37.03	M 530U M 530L	6 Pairs	1,2,3,5, 6,7	3.3714/3.3722 85.634/85.654	3.6240/3.6250 92.050/92.075	1.109 28.17	0.1249 3.172
	F 530U F 530L	1 Pair	4	3.3714/3.3722 85.634/85.654	3.6240/3.6250 92.050/92.075	1.454 36.93	0.1249 3.172

Ford				Ford			
King Set No.	Part No.	Qty.	Position	Crankshaft Diameter	Housing Diameter	Length	Wall Thickness
12 9	BSD666 6.6Liter	6572 cc	111.77 X 111.76	6 cyl			129
CR6757AM STD/010/020	C6757	6 Pairs		2.7496/2.7504 69.840/69.860	2.9412/2.9420 74.706/74.727	1.156 29.35	0.0947 2.405
CR6758CP STD/010/020	C4265	6 Pairs		2.7500/2.7504 69.850/69.860	2.9412/2.9416 74.706/74.717	1.409 35.80	0.0948 2.408
MB 738AM crank flange length mm STD 36.83/36.78 010 36.83/36.78 020 36.83/36.78 030 36.83/36.78 040 37.08/37.03	M 530U M 530L F 530U F 530L	6 Pairs 1 Pair	1,2,3,5, 6,7 4	3.3714/3.3722 85.634/85.654 3.3714/3.3722 85.634/85.654	3.6240/3.6250 92.050/92.075 3.6240/3.6250 92.050/92.075	1.109 28.17 1.454 36.93	0.1249 3.172 0.1249 3.172
13 0	401NA,401TC	6600 cc	111.80 X 111.80	6 cyl			130
	6.6 FTO-401-NA	6600 cc	111.80 X 111.80	6 cyl			
	474TC	7800 cc	111.76 X 132.08	6 cyl			
CR 682AM STD/010/020/030/040/060	C4418	6 Pairs		2.7496/2.7504 69.840/69.860	2.9412/2.9420 74.706/74.727	1.409 35.80	0.0945 2.400
CR6679AM STD/010/020/030	C4131	6 Pairs		2.7496/2.7504 69.840/69.860	2.9412/2.9420 74.706/74.727	1.248 31.70	0.0942 2.393
MB7011AM crank flange length mm STD 36.83/36.78 010 37.59/37.54 020 37.59/37.54 030 37.59/37.54 040 37.59/37.54	M7011U M7011L F7011U F7011L	6 Pairs 1 Pair	1,2,3,5, 6,7 4	3.3706/3.3714 85.613/85.634 3.3706/3.3714 85.613/85.634	3.6242/3.6246 92.055/92.065 3.6242/3.6246 92.055/92.065	1.108 28.15 1.454 36.93	0.1249 3.172 0.1249 3.172
MB7038AM Optional to MB7011AM (flange STD) crank flange length mm STD 36.83/36.78 010 36.83/36.78 020 36.83/36.78 030 36.83/36.78 040 36.83/36.78	M7011U M7011L F5069U F5069L	6 Pairs 1 Pair	1,2,3,5, 6,7 4	3.3714/3.3722 85.634/85.654 3.3710/3.3722 85.623/85.654	3.6242/3.6250 92.055/92.075 3.6242/3.6250 92.055/92.075	1.108 28.15 1.454 36.93	0.1249 3.172 0.1249 3.172
13 1	401CI 6.6Liter Diesel Turbocharged	6600 cc	111.91 X 111.91	6 cyl			131
CR 682AM STD/010/020/030/040/060	C4418	6 Pairs		2.7496/2.7504 69.840/69.860	2.9412/2.9420 74.706/74.727	1.409 35.80	0.0945 2.400
CR6654CP STD/010/020/030/050	C4047	6 Pairs		2.7496/2.7504 69.840/69.860	2.9412/2.9420 74.706/74.727	1.409 35.80	0.0948 2.408
MB 738AM crank flange length mm STD 36.83/36.78 010 36.83/36.78 020 36.83/36.78 030 36.83/36.78 040 37.08/37.03	M 530U M 530L F 530U F 530L	6 Pairs 1 Pair	1,2,3,5, 6,7 4	3.3714/3.3722 85.634/85.654 3.3714/3.3722 85.634/85.654	3.6240/3.6250 92.050/92.075 3.6240/3.6250 92.050/92.075	1.109 28.17 1.454 36.93	0.1249 3.172 0.1249 3.172
13 2	415CI 6.8Liter TRITON, SOHC, 20 Valves, vin S, Gasoline	01/1997 - 12/2006	6800 cc	90.20 X 105.66	10 cyl		132
	415CI 6.8Liter TRITON, SOHC, 30 Valves, vin Y, Gasoline	01/2005 - 12/2009	6800 cc	90.17 X 105.66	10 cyl		
CR1039SI STD/0.25/0.5/0.75/1.0	C 868	10 Pairs		2.0860/2.0867 52.984/53.002	2.2388/2.2396 56.866/56.886	0.823 20.90	0.0759 1.928

Ford				Ford			
							
King Set No.	Part No.	Qty.	Position	Crankshaft Diameter	Housing Diameter	Length	Wall Thickness
MB 621SI STD/0.25/0.5/0.75/1.0 contains thrustwashers	M5280/1 M5219L	1 Pair	1	2.6568/2.6576 67.483/67.503	2.8505/2.8512 72.403/72.420	0.752 19.10	0.0963 2.446
	M5280/2 M5219L	5 Pairs	2,3,4,5, 6	2.6568/2.6576 67.483/67.503	2.8505/2.8512 72.403/72.420	0.784 19.90	0.0963 2.446
	W5280D	1 Pair	6	0.0000 0.000	0.0000 0.000	0.004 0.10	0.1151 2.924
	W5280E	1 Half	6	0.0000 0.000	0.0000 0.000	0.004 0.10	0.1151 2.924
CR1316SI STD/0.25/0.5/0.75 Optional to CR1039SI (housing bore +.002")	C 881	10 Pairs		2.0860/2.0867 52.984/53.002	2.2408/2.2416 56.916/56.937	0.823 20.90	0.0769 1.953
13 3	420CI 6.9Liter OHV, 16 Valves, vin 1, Diesel	01/1983 - 12/1987	6882 cc	101.60 X 106.17	8 cyl		133
	445CI 7.3Liter OHV, 16 Valves, vin M, Diesel	01/1988 - 12/1994	7292 cc	104.39 X 106.17	8 cyl		
CR 829CP STD/010/020/030/040	C 829	8 Pairs		2.4980/2.4990 63.449/63.475	2.6905/2.6910 68.339/68.351	0.887 22.53	0.0952 2.418
CS 532BB							
MB5599SI crank flange length mm STD 28.69/28.64 010 28.72/28.67 020 28.72/28.67 030 28.72/28.67	M5599U M5599L	4 Pairs	1,2,4,5	3.1228/3.1236 79.319/79.339	3.3152/3.3162 84.206/84.231	0.874 22.20	0.0948 2.408
	F5599U F5599L	1 Pair	3	3.1228/3.1236 79.319/79.339	3.3152/3.3162 84.206/84.231	1.134 28.79	0.0948 2.408
13 4	427CI 7.0Liter OHV, 16 Valves, vin R,W, Gasoline	01/1968 - 12/1968	6997 cc	107.44 X 96.04	8 cyl		134
	CR 809AM STD/010/020/030/040	C 809	8 Pairs	2.4380/2.4388 61.925/61.946	2.5907/2.5915 65.804/65.824	0.733 18.62	
MB 559AM crank flange length mm STD 28.40/28.35 001 28.43/28.38 010 28.43/28.38 020 28.43/28.38 030 28.43/28.38 040 28.43/28.38 050 28.65/28.60	M 559	4 Pairs	1,2,4,5	2.7484/2.7492 69.809/69.830	2.9412/2.9420 74.706/74.727	0.911 23.14	0.0959 2.436
	F 559	1 Pair	3	2.7484/2.7492 69.809/69.830	2.9412/2.9420 74.706/74.727	1.122 28.50	0.0959 2.436
MB5204AM Optional to MB 559AM (flange O/S .010") crank flange length mm 010 28.65/28.60 020 28.65/28.60 030 28.65/28.60	M 559	4 Pairs	1,2,4,5	2.7484/2.7492 69.809/69.830	2.9412/2.9420 74.706/74.727	0.911 23.14	0.0959 2.436
	F5204	1 Pair	3	2.7484/2.7492 69.809/69.830	2.9412/2.9420 74.706/74.727	1.122 28.50	0.0959 2.436
13 5	429CI 7.0Liter OHV		7027 cc	110.74 X 91.19	8 cyl		135
	460CI 7.5Liter OHV		7500 cc	110.74 X 97.79	8 cyl		
CR 816SI STD/001/010/020/030/040/060	C 816	8 Pairs		2.4992/2.5000 63.480/63.500	2.6522/2.6530 67.366/67.386	0.864 21.95	0.0760 1.930
CS 517BB STD/010	S 517	5	1-2-3-4- 5	2.1238/2.1248 53.945/53.970	2.2495/2.2505 57.137/57.163	0.585 14.86	0.0620 1.575
MB5650SI crank flange length mm STD 28.45/28.40 001 28.48/28.43 010 28.48/28.43 020 28.48/28.43 030 28.48/28.43 040 28.48/28.43 060 28.70/28.65	M5512U M5650L	4 Pairs	1,2,4,5	2.9994/3.0002 76.185/76.205	3.1922/3.1930 81.082/81.102	0.949 24.10	0.0957 2.431
	F5512	1 Pair	3	2.9994/3.0002 76.185/76.205	3.1922/3.1930 81.082/81.102	1.124 28.55	0.0957 2.431

Ford				Ford			
							
King Set No.	Part No.	Qty.	Position	Crankshaft Diameter	Housing Diameter	Length	Wall Thickness
CR8014SI STD/010/020/030/040 Optional to CR 816SI (housing bore +.002")	C8014	8 Pairs		2.4992/2.5000 63.480/63.500	2.6552/2.6550 67.442/67.437	0.864 21.95	0.0768 1.951
MB5650HP Optional to MB5650SI Bi-metal [Alecular] 1/2 Grooved <i>crank flange length mm</i> STD 28.45/28.40 STDX 28.45/28.40 001 28.45/28.40 010 28.45/28.40 010X 28.45/28.40 011 28.45/28.40 020 28.45/28.40	(Race bearings, M5650U/PR M5650L/PR	4 Pairs	1,2,4,5	2.9994/3.0002 76.185/76.205	3.1922/3.1930 81.082/81.102	0.949 24.10	0.0957 2.431
	F5650U/PR F5650L/PR	1 Pair	3	2.9994/3.0002 76.185/76.205	3.1922/3.1930 81.082/81.102	1.124 28.55	0.0957 2.431
MB5650XP Optional to MB5650SI Tri-metal [pMax Black]) 1/2 Groove <i>crank flange length mm</i> STD 28.45/28.40 STDX 28.45/28.40 001 28.45/28.40 010 28.45/28.40 010X 28.45/28.40 011 28.45/28.40 020 28.45/28.40	(Race bearings, M5650U/PR M5650L/PR	4 Pairs	1,2,4,5	2.9994/3.0002 76.185/76.205	3.1922/3.1930 81.082/81.102	0.949 24.10	0.0957 2.431
	F5650U/PR F5650L/PR	1 Pair	3	2.9994/3.0002 76.185/76.205	3.1922/3.1930 81.082/81.102	1.124 28.55	0.0957 2.431
13 6	444CI T444E 7.3Liter OHV, 16 Valves, Diesel Turbocharged	01/1994 - 12/2003	7275 cc	104.39 X 106.17	8 cyl		136
CR 887CP STD/010/020/030/040	C 887	8 Pairs		2.4980/2.4990 63.449/63.475	2.6905/2.6915 68.339/68.364	0.961 24.40	0.0952 2.418
CS 532BB							
MB5263CP <i>crank flange length mm</i> STD 31.45/31.40 010 31.45/31.40 020 31.45/31.40 030 31.45/31.40 040 31.45/31.40	M5263U M5263L	4 Pairs	1,2,4,5	3.1228/3.1236 79.319/79.339	3.3152/3.3162 84.206/84.231	0.933 23.70	0.0949 2.410
	F5263U F5263L	1 Pair	3	3.1228/3.1236 79.319/79.339	3.3152/3.3162 84.206/84.231	1.242 31.55	0.0949 2.410

Engine Index: General Motors









Engine-Code	Years	Cyl	CC	Line
61CI Suzuki G10 1.0Liter SOHC, 6 Valves, vin 5,6,M, Gasoline	01/1985 - 12/2001	3	993	1
61CI Suzuki G10T 1.0Liter SOHC, 6 Valves, vin 2, Gasoline Turbocharged	01/1987 - 12/1991	3	993	1
79CI Suzuki G13A 1.3Liter SOHC, 8 Valves, vin 3, Gasoline	01/1992 - 12/1997	4	1298	2
79CI Suzuki G13B 1.3Liter SOHC, 16 Valves, vin 2,9, Gasoline	01/1998 - 12/2001	4	1298	2
85CI 1.4Liter SOHC, 8 Valves, vin I, Gasoline	01/1976 - 12/1977	4	1393	3
90CI Isuzu 4XC1 1.5Liter SOHC, 8 Valves, vin 7,K, Gasoline	01/1985 - 12/1989	4	1471	4
90CI Isuzu 4XC1-T 1.5Liter SOHC, 8 Valves, vin 9, Gasoline Turbocharged	01/1987 - 12/1989	4	1471	4
97CI Toyota 4ALC 1.6Liter SOHC, 8 Valves, vin 4, Gasoline	01/1985 - 12/1989	4	1587	5
97CI Toyota 4AGE 1.6Liter DOHC, 16 Valves, Gasoline	01/1988 - 12/1992	4	1587	6
97CI Toyota 4EFE 1.6Liter DOHC, 16 Valves, Gasoline	01/1989 - 12/1997	4	1587	5
97CI Suzuki G16KC 1.6Liter SOHC, 8 Valves, Gasoline	01/1989 - 12/1995	4	1590	7
97CI Suzuki G16KV 1.6Liter SOHC, 16 Valves, Gasoline	01/1994 - 12/1998	4	1590	7
97CI Suzuki G16KV 1.6Liter SOHC, 16 Valves, Gasoline	01/1999 - 12/2000	4	1590	7
98CI 1.6Liter SOHC, 8 Valves, Gasoline	01/1976 - 12/1987	4	1600	3
109CI Toyota 1ZZ-FE 1.8Liter DOHC, 16 Valves, vin 8, Gasoline	01/1998 - 12/2008	4	1794	8

Engine-Code	Years	Cyl	CC	Line
110CI Isuzu 4XF1 1.8Liter DOHC, 16 Valves, vin 8, Gasoline	01/1992 - 12/1993	4	1808	9
111CI Isuzu G180Z 1.8Liter SOHC, 8 Valves, vin B,N, Gasoline	01/1972 - 12/1985	4	1817	10
112CI 1.8Liter OHV, 8 Valves, vin G, Gasoline	01/1982 - 12/1982	4	1835	11
112CI 1.8Liter SOHC, 8 Valves, vin O, Gasoline	01/1982 - 12/1986	4	1835	12
112CI 1.8Liter SOHC, 8 Valves, vin J, Gasoline Turbocharged	01/1984 - 12/1986	4	1835	12
116CI 1.9Liter SOHC, 8 Valves, vin 8,9, Gasoline	01/1991 - 12/2002	4	1901	13
116CI 1.9Liter DOHC, 16 Valves, vin 7, Gasoline	01/1991 - 12/2002	4	1901	13
119CI 1.9Liter SOHC, 8 Valves, vin A, Gasoline	01/1982 - 12/1985	4	1950	10
121CI 2.0Liter OHV, 8 Valves, vin B,P, Gasoline	01/1983 - 12/1986	4	1989	15
121CI 2.0Liter OHV, 8 Valves, vin 1, Gasoline	01/1987 - 12/1989	4	1989	14
122CI Suzuki J20 2.0Liter DOHC, 16 Valves, Gasoline	01/1999 - 12/2003	4	1995	16
122CI 2.0Liter SOHC, 8 Valves, vin M, Gasoline Turbocharged	01/1987 - 12/1990	4	1998	12
122CI 2.0Liter SOHC, 8 Valves, vin H,K, Gasoline	01/1987 - 12/1994	4	1998	12
122CI 2.0Liter ECOTEC, DOHC, 16 Valves, vin P, Gasoline Supercharged	01/2005 - 12/2007	4	1998	17
122CI 2.0Liter ECOTEC, DOHC, 16 Valves, vin X, Gasoline Turbocharged	01/2007 - 12/2009	4	1998	17
122CI 2.0Liter COSWORTH, DOHC, 16 Valves, vin 0,E, Gasoline	01/1975 - 12/1977	4	1999	18
134CI 2.2Liter OHV, 8 Valves, vin 4, Gasoline	01/1992 - 12/1997	4	2190	19
134CI 2.3Liter OHV, 8 Valves, vin 4, Gasoline	01/1998 - 12/2003	4	2190	20
134CI 2.2Liter ECOTEC, DOHC, 16 Valves, vin 6,D,F,H, Gasoline	01/2000 - 12/2010	4	2198	17
137CI Isuzu C223 2.2Liter OHV, 8 Valves, vin S, Diesel	01/1981 - 12/1985	4	2238	21
138CI 2.3Liter DOHC, 16 Valves, vin A,D, Gasoline	01/1987 - 12/1995	4	2260	22
138CI 2.3Liter SOHC, 8 Valves, vin 3, Gasoline	01/1992 - 12/1994	4	2260	22
140CI 2.3Liter SOHC, 8 Valves, vin A,B, Gasoline	01/1971 - 12/1977	4	2294	18
145CI 2.4Liter ECOTEC, DOHC, 16 Valves, vin 0,5,B,C,P,V,W, Gasoline	01/2006 - 12/2009	4	2384	17
146CI 2.4Liter DOHC, 16 Valves, vin T, Gasoline	01/1996 - 12/2002	4	2392	23
151CI 2.5Liter OHV, 8 Valves, vin 1,2,5,9,F,R,S,U,V, Gasoline	01/1977 - 12/1984	4	2474	25
151CI 2.5Liter OHV, 8 Valves, vin U, Gasoline	01/1985 - 12/1991	4	2474	24
151CI 2.5Liter OHV, 8 Valves, vin A,E, Gasoline	01/1985 - 12/1993	4	2474	25
151CI 2.5Liter OHV, 8 Valves, vin 2,R, Gasoline	01/1985 - 12/1993	4	2474	25
153CI 2.5Liter OHV, 8 Valves, Gasoline	01/1962 - 12/1970	4	2507	26
169CI 2.8Liter VORTEC, DOHC, 16 Valves, Gasoline	01/2004 - 12/2006	4	2770	27
170CI 2.8Liter DOHC, 24 Valves, vin T, Gasoline	01/2005 - 12/2007	6	2792	28
173CI 2.8Liter First Design-Small journal size, OHV, 12 Valves, vin	01/1980 - 12/1985	6	2835	30
173CI 2.8Liter Second Design-Large journal size, OHV, 12 Valves, vin	01/1985 - 12/1993	6	2835	29
181CI Opel L81 3.0Liter DOHC, 24 Valves, vin R, Gasoline	01/1997 - 12/2005	6	2962	31
181CI 3.0Liter OHV, 12 Valves, vin E,L, Gasoline	01/1982 - 12/1988	6	2966	32
182CI 3.0Liter DOHC, 24 Valves, vin Y,G, Gasoline	01/2010 - 12/2010	6	2982	28
189CI 3.1Liter OHV, 12 Valves, vin D,J,M,T,W, Gasoline	01/1988 - 12/2005	6	3097	29
189CI 3.1Liter OHV, 12 Valves, vin V, Gasoline Turbocharged	01/1989 - 12/1990	6	3097	29
194CI 3.2Liter OHV, 12 Valves, Gasoline	01/1962 - 12/1967	6	3180	33
195CI 3.2Liter OHV, 8 Valves, vin	01/1961 - 12/1963	4	3194	34
196CI 3.2Liter OHV, 12 Valves, vin C, Gasoline	01/1978 - 12/1979	6	3211	32
198CI 3.2Liter OHV, 12 Valves, Gasoline	01/1962 - 12/1963	6	3245	35
200CI 3.3Liter OHV, 12 Valves, vin M, Gasoline	01/1978 - 12/1979	6	3277	36
204CI 3.3Liter OHV, 12 Valves, vin N, Gasoline	01/1989 - 12/1993	6	3342	37
207CI 3.4Liter OHV, 12 Valves, vin E,F,S, Gasoline	01/1993 - 12/2009	6	3392	29
207CI 3.4Liter DOHC, 24 Valves, vin X, Gasoline	01/1991 - 12/1997	6	3393	38
211CI 3.5Liter VORTEC, DOHC, 20 Valves, vin 6, Gasoline	01/2004 - 12/2006	5	3460	39
215CI 3.5Liter OHV, 12 Valves, Gasoline	01/1964 - 12/1965	6	3524	40
215CI 3.5Liter OHV, 16 Valves, Gasoline	01/1961 - 12/1963	8	3528	41
217CI 3.6Liter DOHC, 24 Valves, Gasoline	01/2004 - 12/2010	6	3564	28
225CI 3.6Liter OHV, 12 Valves, Gasoline	01/1964 - 12/1967	6	3687	42
229CI 3.8Liter OHV, 12 Valves, vin 9,K, Gasoline	01/1980 - 12/1984	6	3752	36
230CI 3.8Liter OHV, 12 Valves, vin S, Gasoline	01/1962 - 12/1970	6	3769	33
230CI 3.8Liter SOHC, 12 Valves, Gasoline	01/1966 - 12/1967	6	3769	40
231CI 3.8Liter w/ odd fire eng., OHV, 12 Valves, vin C, Gasoline	01/1975 - 12/1977	6	3800	42
231CI 3.8Liter OHV, 12 Valves, vin 2,A, Gasoline	01/1977 - 12/1987	6	3800	32
231CI 3.8Liter OHV, 12 Valves, vin 3,7,8,9,G, Gasoline Turbocharged	01/1978 - 12/1989	6	3800	32
231CI 3.8Liter OHV, 12 Valves, vin C, Gasoline	01/1984 - 12/1990	6	3800	32
231CI 3.8Liter W/ 1/2" main bearing bolts, OHV, 12 Valves, vin L, Gasoline	01/1990 - 12/1993	6	3800	37
231CI 3.8Liter OHV, 12 Valves, vin C, Gasoline	01/1991 - 12/1991	6	3800	37
231CI 3.8Liter OHV, 12 Valves, vin 1, Gasoline Supercharged	01/1991 - 12/1993	6	3800	37
231CI 3.8Liter w/ 7/16" main brg bolts, nodular iron main brg cap, OHV, 12	01/1994 - 12/1994	6	3800	44
231CI 3.8Liter OHV, 12 Valves, vin 1, Gasoline Supercharged	01/1994 - 12/1994	6	3800	44
231CI 3.8Liter OHV, 12 Valves, vin L, Gasoline	01/1995 - 12/1995	6	3800	43
231CI 3.8Liter OHV, 12 Valves, vin 1,4, Gasoline Supercharged	01/1995 - 12/2007	6	3800	43









Engine-Code	Years	Cyl	CC	Line
231CI 3.8Liter w/ 7/16" main brg bolts, powder metal main brg cap, OHV, 12	01/1995 - 12/2009	6	3800	43
235CI 3.9Liter OHV, 12 Valves, Gasoline	01/1953 - 12/1962	6	3852	45
244CI 4.0Liter DOHC, 32 Valves, vin C, Gasoline	01/1995 - 12/2003	8	4000	46
250CI 4.1Liter OHV, 16 Valves, vin 7,8, Gasoline	01/1982 - 12/1988	8	4096	47
250CI 4.1Liter OHV, 12 Valves, vin C,D,L,N,P,Q,S, Gasoline	01/1966 - 12/1984	6	4098	33
250CI 4.1Liter SOHC, 12 Valves, Gasoline	01/1968 - 12/1969	6	4098	40
252CI 4.1Liter OHV, 12 Valves, vin 4, Gasoline	01/1980 - 12/1984	6	4129	32
254CI 4.2Liter DOHC, 24 Valves, vin S, Gasoline	01/2002 - 12/2009	6	4157	48
260CI 4.3Liter OHV, 16 Valves, vin 8,F, Gasoline	01/1975 - 12/1982	8	4260	49
261CI 4.3Liter OHV, 12 Valves, Gasoline	01/1954 - 12/1962	6	4275	45
262CI 4.3Liter OHV, 16 Valves, vin G, Gasoline	01/1975 - 12/1976	8	4291	50
262CI 4.3Liter OHV, 12 Valves, vin N,W,X,Z, Gasoline	01/1985 - 12/2010	6	4293	51
262CI 4.3Liter OHV, 12 Valves, vin B, Gasoline	01/1990 - 12/1991	6	4293	51
262CI 4.3Liter OHV, 12 Valves, vin Z, Gasoline Turbocharged	01/1991 - 12/1993	6	4293	51
260CI 4.3Liter OHV, 16 Valves, vin P, Diesel	01/1979 - 12/1979	8	4300	52
265CI 4.3Liter OHV, 16 Valves, vin W, Gasoline	01/1994 - 12/1996	8	4321	50
265CI 4.3Liter OHV, 16 Valves, Gasoline	01/1955 - 12/1957	8	4340	53
265CI 4.3Liter OHV, 16 Valves, vin S, Gasoline	01/1980 - 12/1981	8	4342	54
267CI 4.4Liter OHV, 16 Valves, vin J, Gasoline	01/1979 - 12/1982	8	4375	50
273CI 4.5Liter OHV, 16 Valves, vin 3,5,8, Gasoline	01/1988 - 12/1992	8	4473	47
281CI 4.6Liter DOHC, 32 Valves, vin 9, Gasoline	01/1993 - 12/2010	8	4565	46
283CI 4.7Liter OHV, 16 Valves, Gasoline	01/1957 - 12/1967	8	4638	53
287CI 4.7Liter OHV, 16 Valves, Gasoline	01/1955 - 12/1955	8	4707	55
292CI 4.8Liter OHV, 12 Valves, vin S,T, Gasoline	01/1963 - 12/1989	6	4785	56
294CI 4.8Liter GEN III w/ cast iron block, OHV, 16 Valves, vin A,C,V,	01/1999 - 12/2010	8	4817	57
300CI 4.9Liter OHV, 16 Valves, Gasoline	01/1964 - 12/1967	8	4914	58
300CI 4.9Liter OHV, 16 Valves, vin B, Gasoline	01/1991 - 12/1995	8	4916	47
301CI 4.9Liter OHV, 16 Valves, vin W,Y, Gasoline	01/1977 - 12/1981	8	4932	54
301CI 4.9Liter OHV, 16 Valves, vin T, Gasoline Turbocharged	01/1980 - 12/1981	8	4932	54
302CI 5.0Liter OHV, 16 Valves, Gasoline	01/1967 - 12/1967	8	4949	53
302CI 5.0Liter OHV, 16 Valves, Gasoline	01/1968 - 12/1969	8	4949	50
303CI 5.0Liter OHV, 16 Valves, Gasoline	01/1950 - 12/1953	8	4963	59
305CI 5.0Liter OHV, 16 Valves, vin 7,E,F,G,H,M,Q,S,U, Gasoline	01/1976 - 12/2002	8	4998	50
307CI 5.0Liter OHV, 16 Valves, vin 9,Y, Gasoline	01/1980 - 12/1990	8	5030	49
307CI 5.0Liter OHV, 16 Valves, vin F, Gasoline	01/1968 - 12/1973	8	5031	50
316CI 5.2Liter OHV, 16 Valves, Gasoline	01/1955 - 12/1956	8	5179	55
324CI 5.3Liter OHV, 16 Valves, Gasoline	01/1954 - 12/1956	8	5310	59
325CI 5.3Liter w/ aluminum block, OHV, 16 Valves, vin C, Gasoline	01/2005 - 12/2009	8	5328	57
326CI 5.3Liter OHV, 16 Valves, Gasoline	01/1963 - 12/1967	8	5343	60
327CI 5.4Liter OHV, 16 Valves, vin E, Gasoline	01/1962 - 12/1967	8	5358	53
327CI 5.4Liter OHV, 16 Valves, vin E, Gasoline	01/1968 - 12/1969	8	5358	50
330CI 5.4Liter First Series, OHV, 16 Valves, Gasoline	01/1964 - 12/1964	8	5405	61
330CI 5.4Liter Second Series, OHV, 16 Valves, Gasoline	01/1964 - 12/1967	8	5405	49
336CI 5.5Liter OHV, 16 Valves, Gasoline	01/1958 - 12/1959	8	5506	55
340CI 5.6Liter OHV, 16 Valves, Gasoline	01/1966 - 12/1967	8	5573	62
346CI 5.7Liter w/ aluminum block, OHV, 16 Valves, vin S, Gasoline	01/2001 - 12/2006	8	5665	57
346CI 5.7Liter GEN III w/ aluminum block, OHV, 16 Valves, vin G, Gasoline	01/1997 - 12/2005	8	5666	57
347CI 5.7Liter OHV, 16 Valves, Gasoline	01/1957 - 12/1957	8	5687	55
348CI 5.7Liter OHV, 16 Valves, Gasoline	01/1958 - 12/1965	8	5704	63
350CI 5.7Liter OHV, 16 Valves, vin A,B,E,K,M,N,P, Gasoline	01/1968 - 12/1977	8	5733	60
350CI 5.7Liter OHV, 16 Valves, vin 7,8,B,G,H,K,M,R, Gasoline	01/1968 - 12/1980	8	5735	49
350CI 5.7Liter OHV, 16 Valves, vin B,H,J,K,X, Gasoline	01/1968 - 12/1981	8	5735	62
350CI 5.7Liter OHV, 16 Valves, vin N,Z, Diesel	01/1978 - 12/1985	8	5735	52
350CI 5.7Liter OHV, 16 Valves, vin 4,6,7,8,A,B,E,H,J,K,L,M,P,R,T,V,W,X,Y,	01/1967 - 12/2003	8	5738	50
364CI 6.0Liter GEN IV w/ aluminum block, OHV, 16 Valves, vin H,K,N,U,Y,	01/1999 - 12/2010	8	5967	57
366CI 6.0Liter OHV, 16 Valves, Gasoline	01/1966 - 12/1998	8	5999	64
370CI 6.1Liter OHV, 16 Valves, Gasoline	01/1958 - 12/1958	8	6064	55
379CI 6.2Liter OHV, 16 Valves, vin C,J, Diesel	01/1982 - 12/1993	8	6210	65
389CI 6.4Liter OHV, 16 Valves, Gasoline	01/1959 - 12/1966	8	6376	60
395CI 6.5Liter OHV, 16 Valves, vin F,S,Z, Diesel Turbocharged	01/1992 - 12/2004	8	6472	65
395CI 6.5Liter OHV, 16 Valves, vin P,Y, Diesel	01/1994 - 12/1999	8	6472	65
396CI 6.6Liter OHV, 16 Valves, vin E,Y, Gasoline	01/1965 - 12/1970	8	6489	64
400CI 6.6Liter OHV, 16 Valves, vin E,K,R,U, Gasoline	01/1970 - 12/1980	8	6555	66
400CI 6.6Liter OHV, 16 Valves, vin S, Gasoline	01/1967 - 12/1979	8	6556	60
402CI 6.6Liter OHV, 16 Valves, vin E,K,S,U, Gasoline	01/1970 - 12/1972	8	6588	64
403CI 6.6Liter OHV, 16 Valves, vin K, Gasoline	01/1977 - 12/1979	8	6603	49









Engine-Code	Years	Cyl	CC	Line
409CI 6.7Liter OHV, 16 Valves, Gasoline	01/1961 - 12/1965	8	6704	63
421CI 6.9Liter OHV, 16 Valves, Gasoline	01/1963 - 12/1966	8	6900	67
427CI 7.0Liter OHV, 16 Valves, vin E, Gasoline	01/1966 - 12/1998	8	6997	64
428CI 7.0Liter OHV, 16 Valves, Gasoline	01/1967 - 12/1969	8	7014	67
454CI 7.4Liter OHV, 16 Valves, vin B,D,E,L,N,S,V,W,X,Y,Z, Gasoline	01/1970 - 12/1999	8	7439	64
455CI 7.5Liter OHV, 16 Valves, vin T,U,V,W,Y, Gasoline	01/1970 - 12/1976	8	7456	67
455CI 7.5Liter OHV, 16 Valves, vin X, Gasoline	01/1971 - 12/1974	8	7456	67
496CI 8.1Liter Vortec, OHV, 16 Valves, vin E,G, Gasoline	01/2001 - 12/2007	8	8135	68
502CI 8.2Liter Gen IV, V, VI, OHV, 16 Valves, Gasoline	01/1990 - 12/2001	8	8200	64









General Motors				General Motors			
King Set No.	Part No.	Qty.	Position	Crankshaft Diameter	Housing Diameter	Length	Wall Thickness
1	61CI Suzuki G10 1.0Liter SOHC, 6 Valves, vin 5,6,M, Gasoline	01/1985 - 12/2001	993 cc	74.00 X 77.00	3 cyl		1
	61CI Suzuki G10T 1.0Liter SOHC, 6 Valves, vin 2, Gasoline Turbocharged	01/1987 - 12/1991	993 cc	74.00 X 77.00	3 cyl		
CR 307AM STD/0.25/0.5/0.75/1.0	C 307	3 Pairs		1.6535 41.999	1.7724 45.019	0.713 18.10	0.0587 1.491
MB 454AM STD/0.25/0.5/0.75/1.0/1.25/1.5	M 454U M 454L	4 Pairs		1.7710 44.983	1.9299 49.019	0.713 18.10	0.0790 2.007
TW 134AM STD/0.25	W 134	1 Pair		2.0571/2.0669 52.250/52.499	2.6673/2.6771 67.749/67.998	0.000 0.00	0.0992 2.520
2	79CI Suzuki G13A 1.3Liter SOHC, 8 Valves, vin 3, Gasoline	01/1992 - 12/1997	1298 cc	74.00 X 75.50	4 cyl		2
	79CI Suzuki G13B 1.3Liter SOHC, 16 Valves, vin 2,9, Gasoline	01/1998 - 12/2001	1298 cc	74.00 X 75.50	4 cyl		
CR4020AM STD/0.25/0.5/0.75/1.0	C 307	4 Pairs		1.6531 41.989	1.7724 45.019	0.713 18.10	0.0587 1.491
MB5556AM STD/0.25/0.5/0.75/1.0	M 454U M 454L	5 Pairs		1.7710 44.983	1.9299 49.019	0.713 18.10	0.0790 2.007
TW 134AM STD/0.25	W 134	1 Pair		2.0571/2.0669 52.250/52.499	2.6673/2.6771 67.749/67.998	0.000 0.00	0.0992 2.520
CR4605XP STD/0.25/0.5 Optional to CR4020AM (Race bearings, Tri-metal [pMax Black])	C4605-PR	4 Pairs		1.6528/1.6535 41.981/41.999	1.7716/1.7724 44.999/45.019	0.718 18.23	0.0587 1.491
MB5731XP STD/0.25/0.5 Optional to MB5556AM (Race bearings, Tri-metal [pMax Black])	M5731U-PR M5731L-PR	5 Pairs		1.7709/1.7714 44.981/44.994	1.9291/1.9298 48.999/49.017	0.718 18.23	0.0787 1.999
3	85CI 1.4Liter SOHC, 8 Valves, vin I, Gasoline	01/1976 - 12/1977	1393 cc	82.00 X 66.00	4 cyl		3
	98CI 1.6Liter SOHC, 8 Valves, Gasoline	01/1976 - 12/1987	1600 cc	82.00 X 76.00	4 cyl		
CR4482AM STD/0.25/0.5/0.75/1.0/1.5	C4482	4 Pairs		1.8094/1.8103 45.959/45.982	1.9291/1.9296 48.999/49.012	0.749 19.03	0.0588 1.494
MB 592AM crank flange length mm STD 23.90/23.85 0.25 24.70/24.65 0.5 24.70/24.65 0.75 24.70/24.65	M 592	4 Pairs	1,2,3,4	2.0079/2.0084 51.001/51.013	2.1648/2.1659 54.986/55.014	0.708 17.98	0.0778 1.976
	F 592	1 Pair	5	2.0079/2.0084 51.001/51.013	2.1648/2.1659 54.986/55.014	0.945 24.00	0.0778 1.976









General Motors				General Motors			
 King Set No.	 Part No.	 Qty.	 Position	 Crankshaft Diameter	 Housing Diameter	 Length	 Wall Thickness
MB5193AM Optional to MB 592AM (flange O/S 0.8mm) crank flange length mm STD 23.90/23.85 0.25 24.70/24.65 0.5 24.70/24.65 0.75 24.70/24.65 1.0 24.70/24.65	M 592	4 Pairs	1,2,3,4	2.0079/2.0084 51.001/51.013	2.1648/2.1659 54.986/55.014	0.708 17.98	0.0778 1.976
	F5193	1 Pair	5	2.0079/2.0084 51.001/51.013	2.1648/2.1659 54.986/55.014	0.945 24.00	0.0778 1.976
4	90CI Isuzu 4XC1 1.5Liter SOHC, 8 Valves, vin 7,K, Gasoline	01/1985 - 12/1989	1471 cc	77.00 X 79.00	4 cyl		4
	90CI Isuzu 4XC1-T 1.5Liter SOHC, 8 Valves, vin 9, Gasoline Turbocharged	01/1987 - 12/1989	1471 cc	77.00 X 79.00	4 cyl		
CR4004AM STD/0.25/0.5/0.75/1.0	C4004	4 Pairs		1.5726/1.5734 39.944/39.964	1.6921/1.6929 42.979/43.000	0.673 17.10	0.0592 1.504
MB5540AM STD/0.25/0.5/0.75/1.0	M5540U M5540L	5 Pairs		1.8873/1.8881 47.937/47.958	2.0464/2.0472 51.979/51.999	0.673 17.10	0.0791 2.009
TW 141AM STD/0.25	W 141	1 Pair		2.1654/2.1752 55.001/55.250	2.7539/2.7638 69.949/70.201	0.000 0.00	0.0870 2.210
5	97CI Toyota 4ALC 1.6Liter SOHC, 8 Valves, vin 4, Gasoline	01/1985 - 12/1989	1587 cc	81.00 X 77.00	4 cyl		5
	97CI Toyota 4EFE 1.6Liter DOHC, 16 Valves, Gasoline	01/1989 - 12/1997	1587 cc	81.00 X 77.00	4 cyl		
CR 429AM STD/0.25/0.5/0.75/1.0	C 429	4 Pairs		1.5740/1.5748 39.980/40.000	1.6929/1.6939 43.000/43.025	0.672 17.07	0.0587 1.491
MB5527AM STD/0.25/0.5/0.75/1.0	M 535 M5527	5 Pairs		1.8890/1.8898 47.981/48.001	2.0480/2.0490 52.019/52.045	0.782 19.86	0.0789 2.004
TW 231AM STD/0.25	W 231D W 231E	2 Pairs		2.1063/2.1161 53.500/53.749	2.5984/2.6083 65.999/66.251	0.000 0.00	0.0980 2.489
MB5527XP STD/0.25/0.5 Optional to MB5527AM (Race bearings, Tri-metal [pMax Black])	M 535-PR M5527-PR	5 Pairs		1.8892/1.8898 47.986/48.001	2.0480/2.0492 52.019/52.050	0.787 19.98	0.0788 2.002
6	97CI Toyota 4AGE 1.6Liter DOHC, 16 Valves, Gasoline	01/1988 - 12/1992	1587 cc	81.00 X 77.00	4 cyl		6
	CR4032SI STD/0.25/0.5/0.75/1.0	C4032	4 Pairs		1.6529/1.6535 41.984/41.999	1.7717/1.7726 45.001/45.024	
MB5527AM STD/0.25/0.5/0.75/1.0	M 535 M5527	5 Pairs		1.8890/1.8898 47.981/48.001	2.0480/2.0490 52.019/52.045	0.782 19.86	0.0789 2.004
TW 231AM STD/0.25	W 231D W 231E	2 Pairs		2.1063/2.1161 53.500/53.749	2.5984/2.6083 65.999/66.251	0.000 0.00	0.0980 2.489
CR4032XP STD/0.25/0.5 Optional to CR4032SI (Race bearings, Tri-metal [pMax Black])	C4032-PR	4 Pairs		1.6529/1.6535 41.984/41.999	1.7717/1.7726 45.001/45.024	0.672 17.07	0.0586 1.488
MB5527XP STD/0.25/0.5 Optional to MB5527AM (Race bearings, Tri-metal [pMax Black])	M 535-PR M5527-PR	5 Pairs		1.8892/1.8898 47.986/48.001	2.0480/2.0492 52.019/52.050	0.787 19.98	0.0788 2.002
7	97CI Suzuki G16KC 1.6Liter SOHC, 8 Valves, Gasoline	01/1989 - 12/1995	1590 cc	75.00 X 90.00	4 cyl		7
	97CI Suzuki G16KV 1.6Liter SOHC, 16 Valves, Gasoline	01/1994 - 12/1998	1590 cc	75.00 X 90.00	4 cyl		
	97CI Suzuki G16KV 1.6Liter SOHC, 16 Valves, Gasoline	01/1999 - 12/2000	1590 cc	75.00 X 90.00	4 cyl		
CR4056AM STD/0.25/0.5/0.75/1.00/1.25/1.5	C4056	4 Pairs		1.7316/1.7323 43.983/44.000	1.8504/1.8510 47.000/47.015	0.713 18.10	0.0586 1.488

General Motors				General Motors			
King Set No.	Part No.	Qty.	Position	Crankshaft Diameter	Housing Diameter	Length	Wall Thickness
MB5587AM STD/0.25/0.5/0.75	M5587U M5587L	5 Pairs		0.0000 0.000	2.2070 56.058	0.713 18.10	0.0789 2.004
TW 144AM STD/0.25	W 144	1 Pair		2.3327/2.3425 59.251/59.500	2.9429/2.9528 74.750/75.001	0.000 0.00	0.0992 2.520
8	109CI Toyota 1ZZ-FE 1.8Liter DOHC, 16 Valves, vin 8, Gasoline	01/1998 - 12/2008	1794 cc	79.00 X 91.50	4 cyl		8
CR4263SI STD/0.25/0.5/0.75/1.0	C4263	4 Pairs		1.7320/1.7323 43.993/44.000	1.8504/1.8513 47.000/47.023	0.618 15.70	0.0589 1.496
MB5287AM STD/0.25/0.5/0.75/1.0	M5287U M5287L	5 Pairs	1,2,3,4, 5	1.8893/1.8897 47.988/47.998	2.0493/2.0498 52.052/52.065	0.669 17.00	0.0787 1.999
TW 185AM STD	W 185	1 Pair		2.1102/2.1201 53.599/53.851	2.7382/2.7480 69.550/69.799	0.000 0.00	0.0980 2.489
9	110CI Isuzu 4XF1 1.8Liter DOHC, 16 Valves, vin 8, Gasoline	01/1992 - 12/1993	1808 cc	80.00 X 90.00	4 cyl		9
MB5128AM STD/0.25/0.5/0.75/1.0	M5128U M5128L	5 Pairs		2.0440 51.918	2.2048 56.002	0.673 17.10	0.0795 2.019
TW 142AM STD/0.05/0.10/0.25	W 142	1 Pair		2.3130/2.3228 58.750/58.999	2.9016/2.9114 73.701/73.950	0.000 0.00	0.0870 2.210
10	111CI Isuzu G180Z 1.8Liter SOHC, 8 Valves, vin B,N, Gasoline	01/1972 - 12/1985	1817 cc	84.00 X 82.00	4 cyl		10
	119CI 1.9Liter SOHC, 8 Valves, vin A, Gasoline	01/1982 - 12/1985	1950 cc	87.00 X 82.00	4 cyl		
CR4141SI STD/0.25/0.5/0.75/1.0/1.25/1.5	C4141	4 Pairs		1.9262/1.9268 48.925/48.941	2.0466/2.0472 51.984/51.999	0.870 22.10	0.0595 1.511
CS 329BB							
MB 540AM STD/0.25/0.5/0.75/1.0/1.25/1.5	M 540/1	3 Pairs	1,3,5	2.2016/2.2022 55.921/55.936	2.3220/2.3228 58.979/58.999	1.259 31.97	0.0595 1.511
	M 540/2	2 Pairs	2,4	2.2016/2.2022 55.921/55.936	2.3220/2.3228 58.979/58.999	0.826 20.97	0.0595 1.511
TW 118AM STD/0.10/0.25	W 118	1 Pair		2.5098/2.5197 63.749/64.000	3.1575/3.1673 80.201/80.449	0.000 0.00	0.0929 2.360
11	112CI 1.8Liter OHV, 8 Valves, vin G, Gasoline	01/1982 - 12/1982	1835 cc	89.00 X 74.00	4 cyl		11
CR4423AM STD/0.10/0.20/0.30/0.40/0.60	C 624	4 Pairs		1.9990/2.0000 50.775/50.800	2.1247/2.1252 53.967/53.980	0.841 21.36	0.0619 1.572
CS 528BB							
MB5530AM	M5530/1	3 Pairs	1,2,3	2.4945/2.4954 63.360/63.383	2.6870/2.6880 68.250/68.275	0.741 18.82	0.0953 2.421
<i>crank flange length mm</i> STD 23.93/23.88 0.25 23.96/23.91 0.5 23.96/23.91 0.75 23.96/23.91	F5530	1 Pair	4	2.4945/2.4954 63.360/63.383	2.6870/2.6880 68.250/68.275	0.946 24.03	0.0953 2.421
	M5530/5U M5530/5L	1 Pair	5	2.4937/2.4946 63.340/63.363	2.6870/2.6880 68.250/68.275	0.829 21.05	0.0953 2.421
12	112CI 1.8Liter SOHC, 8 Valves, vin O, Gasoline	01/1982 - 12/1986	1835 cc	84.80 X 80.00	4 cyl		12
	112CI 1.8Liter SOHC, 8 Valves, vin J, Gasoline Turbocharged	01/1984 - 12/1986	1835 cc	84.80 X 80.00	4 cyl		
	122CI 2.0Liter SOHC, 8 Valves, vin H,K, Gasoline	01/1987 - 12/1994	1998 cc	86.00 X 86.00	4 cyl		
	122CI 2.0Liter SOHC, 8 Valves, vin M, Gasoline Turbocharged	01/1987 - 12/1990	1998 cc	86.00 X 86.00	4 cyl		
CR4017AM STD/0.25/0.5/0.75/1.0/1.5 4mm oil hole ,12 degree from center, fits late models	C4017 C 421L	4 Pairs		1.9280/1.9286 48.971/48.986	2.0472/2.0477 51.999/52.012	0.759 19.27	0.0589 1.496









General Motors				General Motors			
							
King Set No.	Part No.	Qty.	Position	Crankshaft Diameter	Housing Diameter	Length	Wall Thickness
CR4106AM STD/0.25/0.5/0.75/1.0/1.25/1.5 2 oil holes, fits both old and new engines	C4106U C 421L	4 Pairs		1.9280/1.9286 48.971/48.986	2.0472/2.0477 51.999/52.012	0.759 19.27	0.0589 1.496
MB5520AM <i>crank flange length mm</i> STD 25.91/25.86 0.25 26.11/26.06 0.5 26.31/26.26 0.75 26.51/26.46 1.0 26.71/26.66 1.25 26.71/26.66 1.5 26.71/26.66	M5520	4 Pairs	1,2,4,5	2.2828/2.2833 57.983/57.996	2.4410/2.4415 62.001/62.014	0.768 19.50	0.0784 1.991
	F5520	1 Pair	3	2.2828/2.2833 57.983/57.996	2.4410/2.4415 62.001/62.014	1.024 26.01	0.0784 1.991
CR4017XP STD/STDX/0.25/0.5 Optional to CR4017AM (Race bearings, Tri-metal [pMax Black])	C4017-PR C 421L-PR	4 Pairs		1.9280/1.9286 48.971/48.986	2.0472/2.0477 51.999/52.012	0.759 19.27	0.0589 1.496
CR4233AM STD/0.25/0.5/0.75/1.0/1.25/1.5 Optional to CR4106AM (2 oil holes in upper and lower shells)	C4106U	4 Pairs		1.9280/1.9286 48.971/48.986	2.0472/2.0477 51.999/52.012	0.759 19.27	0.0589 1.496
MB5179AM Optional to MB5520AM (flange STD) <i>crank flange length mm</i> STD 25.91/25.86 0.25 25.94/25.89 0.5 25.94/25.89 0.75 25.94/25.89 1.0 25.94/25.89	M5520	4 Pairs	1,2,4,5	2.2828/2.2833 57.983/57.996	2.4410/2.4415 62.001/62.014	0.768 19.50	0.0784 1.991
	F5179	1 Pair	3	2.2828/2.2833 57.983/57.996	2.4410/2.4415 62.001/62.014	1.024 26.01	0.0784 1.991
13	116CI 1.9Liter SOHC, 8 Valves, vin 8,9, Gasoline	01/1991 - 12/2002	1901 cc	82.00 X 89.90	4 cyl		13
	116CI 1.9Liter DOHC, 16 Valves, vin 7, Gasoline	01/1991 - 12/2002	1901 cc	82.00 X 89.90	4 cyl		
CR4149SI STD/0.25/0.5/0.75/1.0	C4149	4 Pairs		1.8500/1.8508 46.990/47.010	1.9761/1.9766 50.193/50.206	0.799 20.30	0.0626 1.590
MB5007SI <i>crank flange length mm</i> STD 23.38/23.33 0.25 23.38/23.33 0.5 23.38/23.33 0.75 23.38/23.33 1.0 23.38/23.33	M5007U M5007L	4 Pairs	1,2,4,5	2.2438/2.2443 56.993/57.005	2.4013/2.4018 60.993/61.006	0.721 18.30	0.0783 1.989
	F5007 M5007L	1 Pair	3	2.2438/2.2443 56.993/57.005	2.4013/2.4018 60.993/61.006	0.924 23.48	0.0783 1.989
14	121CI 2.0Liter OHV, 8 Valves, vin 1, Gasoline	01/1987 - 12/1989	1989 cc	89.00 X 80.00	4 cyl		14
CR4423AM STD/010/020/030/040/060	C 624	4 Pairs		1.9990/2.0000 50.775/50.800	2.1247/2.1252 53.967/53.980	0.841 21.36	0.0619 1.572
CS 528BB							
MB5557SI <i>crank flange length mm</i> STD 23.93/23.88 0.25 23.96/23.91 0.5 23.96/23.91 0.75 23.96/23.91 1.0 23.96/23.91	M5530/1	4 Pairs	1,2,3,5	2.4945/2.4954 63.360/63.383	2.6870/2.6880 68.250/68.275	0.741 18.82	0.0953 2.421
	F5531	1 Pair	4	2.4945/2.4954 63.360/63.383	2.6870/2.6880 68.250/68.275	0.946 24.03	0.0953 2.421
15	121CI 2.0Liter OHV, 8 Valves, vin B,P, Gasoline	01/1983 - 12/1986	1989 cc	89.00 X 80.00	4 cyl		15
CR4423AM STD/010/020/030/040/060	C 624	4 Pairs		1.9990/2.0000 50.775/50.800	2.1247/2.1252 53.967/53.980	0.841 21.36	0.0619 1.572
CS 528BB							
MB5531SI <i>crank flange length mm</i> STD 23.93/23.88 0.25 23.96/23.91 0.5 23.96/23.91 0.75 23.96/23.91	M5530/1	3 Pairs	1,2,3	2.4945/2.4954 63.360/63.383	2.6870/2.6880 68.250/68.275	0.741 18.82	0.0953 2.421
	F5531	1 Pair	4	2.4945/2.4954 63.360/63.383	2.6870/2.6880 68.250/68.275	0.946 24.03	0.0953 2.421
	M5530/5U M5530/5L	1 Pair	5	2.4937/2.4946 63.340/63.363	2.6870/2.6880 68.250/68.275	0.829 21.05	0.0953 2.421









General Motors				General Motors			
							
King Set No.	Part No.	Qty.	Position	Crankshaft Diameter	Housing Diameter	Length	Wall Thickness
16	122CI Suzuki J20 2.0Liter DOHC, 16 Valves, Gasoline	01/1999 - 12/2003	1995 cc	84.00 X 90.00	4 cyl		16
CR4262SI STD/0.25/0.5/0.75	C4262	4 Pairs		1.9678/1.9685 49.982/50.000	2.0866/2.0873 53.000/53.017	0.634 16.10	0.0587 1.491
MB5285AM STD/0.25/0.5/0.75/1.0	M5285U M5285L	5 Pairs	1,2,3,4, 5	2.2828/2.2835 57.983/58.001	2.4409/2.4416 61.999/62.017	0.752 19.10	0.0787 1.999
TW 168AM STD	W 168	1 Pair		2.8150 71.501	3.3287 84.549	0.000 0.00	0.0980 2.489
17	122CI 2.0Liter ECOTEC, DOHC, 16 Valves, vin X, Gasoline Turbocharged	01/2007 - 12/2009	1998 cc	86.00 X 86.00	4 cyl		17
	122CI 2.0Liter ECOTEC, DOHC, 16 Valves, vin P, Gasoline Supercharged	01/2005 - 12/2007	1998 cc	86.00 X 86.00	4 cyl		
	134CI 2.2Liter ECOTEC, DOHC, 16 Valves, vin 6,D,F,H, Gasoline	01/2000 - 12/2010	2198 cc	86.00 X 94.60	4 cyl		
	145CI 2.4Liter ECOTEC, DOHC, 16 Valves, vin 0,5,B,C,P,V,W, Gasoline	01/2006 - 12/2009	2384 cc	88.00 X 98.00	4 cyl		
CR4363SI STD/010/020/030/040	C4363	4 Pairs		1.9291/1.9297 48.999/49.014	2.0519/2.0525 52.118/52.134	0.795 20.20	0.0609 1.547
CS2102BB STD balance shaft bearing	S2102	2	1-2	0.0000 0.000	1.6050 40.767	1.020 25.91	0.0780 1.981
MB5413SI crank flange length mm STD 26.38/26.33 010 26.41/26.36 020 26.41/26.36 030 26.41/26.36	M5413U M5413L	4 Pairs	1,3,4,5	2.2044/2.2050 55.992/56.007	2.5223/2.5229 64.066/64.082	0.778 19.75	0.1589 4.036
	F5413U F5413L	1 Pair	2	2.2044/2.2050 55.992/56.007	2.5223/2.5229 64.066/64.082	1.043 26.48	0.1591 4.041
18	122CI 2.0Liter COSWORTH, DOHC, 16 Valves, vin 0,E, Gasoline	01/1975 - 12/1977	1999 cc	88.90 X 80.26	4 cyl		18
	140CI 2.3Liter SOHC, 8 Valves, vin A,B, Gasoline	01/1971 - 12/1977	2294 cc	88.90 X 92.08	4 cyl		
CR4423AM STD/010/020/030/040/060	C 624	4 Pairs		1.9990/2.0000 50.775/50.800	2.1247/2.1252 53.967/53.980	0.841 21.36	0.0619 1.572
MB5502AM crank flange length mm STD 25.63/25.58 010 25.66/25.61 020 25.66/25.61 030 25.66/25.61 040 25.66/25.61	M5502/1U M 752L	3 Pairs	1,2,3	2.2983/2.2993 58.377/58.402	2.4906/2.4916 63.261/63.287	0.806 20.48	0.0955 2.426
	F5502U F 752L	1 Pair	4	2.2983/2.2993 58.377/58.402	2.4906/2.4916 63.261/63.287	1.013 25.73	0.0955 2.426
	M5502/5U M5502/5L	1 Pair	5	2.2983/2.2993 58.377/58.402	2.4906/2.4916 63.261/63.287	0.900 22.86	0.0955 2.426
19	134CI 2.2Liter OHV, 8 Valves, vin 4, Gasoline	01/1992 - 12/1997	2190 cc	89.00 X 88.00	4 cyl		19
CR4423AM STD/010/020/030/040/060	C 624	4 Pairs		1.9990/2.0000 50.775/50.800	2.1247/2.1252 53.967/53.980	0.841 21.36	0.0619 1.572
CS 528BB							
MB5557SI crank flange length mm STD 23.93/23.88 0.25 23.96/23.91 0.5 23.96/23.91 0.75 23.96/23.91 1.0 23.96/23.91	M5530/1	4 Pairs	1,2,3,5	2.4945/2.4954 63.360/63.383	2.6870/2.6880 68.250/68.275	0.741 18.82	0.0953 2.421
	F5531	1 Pair	4	2.4945/2.4954 63.360/63.383	2.6870/2.6880 68.250/68.275	0.946 24.03	0.0953 2.421
20	134CI 2.3Liter OHV, 8 Valves, vin 4, Gasoline	01/1998 - 12/2003	2190 cc	89.00 X 88.00	4 cyl		20
CR4423AM STD/010/020/030/040/060	C 624	4 Pairs		1.9990/2.0000 50.775/50.800	2.1247/2.1252 53.967/53.980	0.841 21.36	0.0619 1.572

General Motors				General Motors			
							
King Set No.	Part No.	Qty.	Position	Crankshaft Diameter	Housing Diameter	Length	Wall Thickness
CS 528BB							
MB5088SI crank flange length mm STD 23.93/23.88 0.25 23.96/23.91 0.5 23.96/23.91 0.75 23.96/23.91 1.0 23.96/23.91	M5088/1	3 Pairs	1,2,5	2.4944/2.4954 63.358/63.383	2.6870/2.6880 68.250/68.275	0.741 18.82	0.0953 2.421
	M5088	1 Pair	3	2.4944/2.4954 63.358/63.383	2.6870/2.6880 68.250/68.275	0.821 20.85	0.0953 2.421
	F5531	1 Pair	4	2.4944/2.4954 63.358/63.383	2.6870/2.6880 68.250/68.275	0.946 24.03	0.0953 2.421
21	137CI Isuzu C223 2.2Liter OHV, 8 Valves, vin S, Diesel	01/1981 - 12/1985	2238 cc	88.00 X 92.00	4 cyl		21
CR 474SI STD/0.25/0.5	C 474	4 Pairs		2.0833/2.0838 52.916/52.929	2.2041/2.2047 55.984/55.999	0.847 21.50	0.0596 1.514
MB5157AM STD/0.25/0.5/0.75/1.0	M5157/1	2 Pairs	1,5	2.3591/2.3595 59.921/59.931	2.5187/2.5197 63.975/64.000	1.087 27.60	0.0792 2.012
	M5157/2	2 Pairs	2,4	2.3591/2.3595 59.921/59.931	2.5187/2.5197 63.975/64.000	0.909 23.10	0.0792 2.012
	M5157/3	1 Pair	3	2.3591/2.3595 59.921/59.931	2.5187/2.5197 63.975/64.000	1.129 28.67	0.0792 2.012
TW 163AM STD/0.10/0.25/0.5	W 163	1 Pair		2.8661/2.8760 72.799/73.050	3.4232/3.4331 86.949/87.201	0.000 0.00	0.0945 2.400
22	138CI 2.3Liter SOHC, 8 Valves, vin 3, Gasoline	01/1992 - 12/1994	2260 cc	92.00 X 85.00	4 cyl		22
	138CI 2.3Liter DOHC, 16 Valves, vin A,D, Gasoline	01/1987 - 12/1995	2260 cc	92.00 X 85.00	4 cyl		
CR4059SI STD/0.25/0.5/0.75/1.0	C4059	4 Pairs		1.8887/1.8897 47.973/47.998	2.0144/2.0154 51.166/51.191	0.894 22.70	0.0622 1.580
MB5590SI crank flange length mm STD 27.76/27.71 0.25 27.79/27.74 0.5 27.79/27.74 0.75 27.79/27.74	M5590U M5590L	4 Pairs	1,2,4,5	2.0470/2.0480 51.994/52.019	2.2352/2.2362 56.774/56.799	0.836 21.23	0.0935 2.375
	F5590U F5590L	1 Pair	3	2.0470/2.0480 51.994/52.019	2.2352/2.2362 56.774/56.799	1.097 27.86	0.0935 2.375
23	146CI 2.4Liter DOHC, 16 Valves, vin T, Gasoline	01/1996 - 12/2002	2392 cc	90.00 X 94.00	4 cyl		23
CR4255SI STD/0.25/0.5/0.75/1.0	C4255	4 Pairs		1.8887/1.8897 47.973/47.998	2.0147/2.0152 51.173/51.186	0.713 18.10	0.0622 1.580
MB5367SI crank flange length mm STD 27.71/27.66 0.25 27.74/27.69 0.5 27.74/27.69 0.75 27.74/27.69 1.0 27.74/27.69	M5367U M5367L	4 Pairs	1,2,4,5	2.3626/2.3634 60.010/60.030	2.5502/2.5512 64.775/64.800	0.784 19.90	0.0935 2.375
	F5367U F5367L	1 Pair	3	2.3626/2.3634 60.010/60.030	2.5502/2.5512 64.775/64.800	1.095 27.81	0.0935 2.375
24	151CI 2.5Liter OHV, 8 Valves, vin U, Gasoline	01/1985 - 12/1991	2474 cc	101.60 X 76.20	4 cyl		24
CR4494SI STD/010/020/030/040	C 811	4 Pairs		1.9995/2.0005 50.787/50.813	2.1247/2.1252 53.967/53.980	0.740 18.80	0.0619 1.572
MB5533SI crank flange length mm STD 23.95/23.90 001 23.98/23.93 010 23.98/23.93 020 23.98/23.93 030 23.98/23.93 040 23.98/23.93	M5532U M 752L	4 Pairs	1,2,3,4	2.2983/2.2993 58.377/58.402	2.4906/2.4916 63.261/63.287	0.806 20.48	0.0955 2.426
	F5533U F5533L	1 Pair	5	2.2983/2.2993 58.377/58.402	2.4906/2.4916 63.261/63.287	0.947 24.05	0.0955 2.426
CR4519SI STD/010/020/030/040/050 Optional to CR4494SI (housing bore +.002")	C4519	4 Pairs		1.9995/2.0005 50.787/50.813	2.1267/2.1272 54.018/54.031	0.740 18.80	0.0629 1.598









General Motors				General Motors			
							
King Set No.	Part No.	Qty.	Position	Crankshaft Diameter	Housing Diameter	Length	Wall Thickness
25	151CI 2.5Liter OHV, 8 Valves, vin A,E, Gasoline	01/1985 - 12/1993	2474 cc	101.60 X 76.20	4 cyl		25
	151CI 2.5Liter OHV, 8 Valves, vin 2,R, Gasoline	01/1985 - 12/1993	2474 cc	101.60 X 76.20	4 cyl		
	151CI 2.5Liter OHV, 8 Valves, vin 1,2,5,9,F,R,S,U,V, Gasoline	01/1977 - 12/1984	2474 cc	101.60 X 76.20	4 cyl		
CR4494SI STD/010/020/030/040	C 811	4 Pairs		1.9995/2.0005 50.787/50.813	2.1247/2.1252 53.967/53.980	0.740 18.80	0.0619 1.572
CS 325BB 010	S 325	3	1-2-3	1.8682/1.8692 47.452/47.478	1.9990/2.0010 50.775/50.825	0.865 21.97	0.0644 1.636
MB5532SI <i>crank flange length mm</i>	M5532U M 752L	4 Pairs	1,2,3,4	2.2983/2.2993 58.377/58.402	2.4906/2.4916 63.261/63.287	0.806 20.48	0.0955 2.426
	F5532U F 752L	1 Pair	5	2.2983/2.2993 58.377/58.402	2.4900/2.4916 63.246/63.287	1.013 25.73	0.0955 2.426
CR4519SI STD/010/020/030/040/050 Optional to CR4494SI (housing bore +.002")	C4519	4 Pairs		1.9995/2.0005 50.787/50.813	2.1267/2.1272 54.018/54.031	0.740 18.80	0.0629 1.598
MB5313SI Optional to MB5532SI (flange O/S .020") <i>crank flange length mm</i>	M5532U M 752L	4 Pairs	1,2,3,4	2.2983/2.2993 58.377/58.402	2.4906/2.4916 63.261/63.287	0.806 20.48	0.0955 2.426
	F5313U F5313L	1 Pair	5	2.2983/2.2993 58.377/58.402	2.4900/2.4916 63.246/63.287	1.013 25.73	0.0955 2.426
26	153CI 2.5Liter OHV, 8 Valves, Gasoline	01/1962 - 12/1970	2507 cc	98.43 X 82.55	4 cyl		26
CR4423AM STD/010/020/030/040/060	C 624	4 Pairs		1.9990/2.0000 50.775/50.800	2.1247/2.1252 53.967/53.980	0.841 21.36	0.0619 1.572
CS3303BB							
MB5532SI <i>crank flange length mm</i>	M5532U M 752L	4 Pairs	1,2,3,4	2.2983/2.2993 58.377/58.402	2.4906/2.4916 63.261/63.287	0.806 20.48	0.0955 2.426
	F5532U F 752L	1 Pair	5	2.2983/2.2993 58.377/58.402	2.4900/2.4916 63.246/63.287	1.013 25.73	0.0955 2.426
MB5313SI Optional to MB5532SI (flange O/S .020") <i>crank flange length mm</i>	M5532U M 752L	4 Pairs	1,2,3,4	2.2983/2.2993 58.377/58.402	2.4906/2.4916 63.261/63.287	0.806 20.48	0.0955 2.426
	F5313U F5313L	1 Pair	5	2.2983/2.2993 58.377/58.402	2.4900/2.4916 63.246/63.287	1.013 25.73	0.0955 2.426
27	169CI 2.8Liter VORTEC, DOHC, 16 Valves, Gasoline	01/2004 - 12/2006	2770 cc	93.00 X 102.00	4 cyl		27
CR4529SI STD/010/020/030	C4529	4 Pairs		2.2319/2.2325 56.690/56.706	2.3749/2.3755 60.322/60.338	0.809 20.55	0.0710 1.803
28	170CI 2.8Liter DOHC, 24 Valves, vin T, Gasoline	01/2005 - 12/2007	2792 cc	89.00 X 74.80	6 cyl		28
	182CI 3.0Liter DOHC, 24 Valves, vin Y,G, Gasoline	01/2010 - 12/2010	2982 cc	89.00 X 80.20	6 cyl		
	217CI 3.6Liter DOHC, 24 Valves, Gasoline	01/2004 - 12/2010	3564 cc	94.00 X 85.60	6 cyl		









General Motors				General Motors			
King Set No.	Part No.	Qty.	Position	Crankshaft Diameter	Housing Diameter	Length	Wall Thickness
CR6826SI STD/.026/0.25/0.5/0.75	C6826	6 Pairs		2.2044/2.2050 55.992/56.007	2.3472/2.3479 59.619/59.637	0.730 18.55	0.0710 1.803
MB4272SI crank flange length mm STD 24.29/24.24 .026 24.29/24.24 0.25 24.29/24.24 0.5 24.29/24.24 0.75 24.29/24.24	M4272U M4272L	3 Pairs		2.6768/2.6775 67.991/68.009	2.8687/2.8694 72.865/72.883	0.782 19.85	0.0956 2.428
	F4272 M4272L	1 Pair		2.6768/2.6775 67.991/68.009	2.8676/2.8694 72.837/72.883	0.960 24.39	0.0956 2.428
29	173CI 2.8Liter Second Design-Large journal size, OHV, 12 Valves, vin 9,R,S,W, Gasoline	01/1985 - 12/1993	2835 cc	89.00 X 76.00	6 cyl		29
	189CI 3.1Liter OHV, 12 Valves, vin D,J,M,T,W, Gasoline	01/1988 - 12/2005	3097 cc	89.00 X 84.00	6 cyl		
	189CI 3.1Liter OHV, 12 Valves, vin V, Gasoline Turbocharged	01/1989 - 12/1990	3097 cc	89.00 X 84.00	6 cyl		
	207CI 3.4Liter OHV, 12 Valves, vin E,F,S, Gasoline	01/1993 - 12/2009	3392 cc	92.00 X 84.00	6 cyl		
CR 605SI STD/.026/0.25/0.5/0.75/1.0/1.25	C 605	6 Pairs		1.9983/1.9993 50.757/50.782	2.1245/2.1255 53.962/53.988	0.719 18.26	0.0621 1.577
CS 428BB							
CS 429BB 010	S 429/1	1	1	1.8677/1.8697 47.440/47.490	2.0091/2.0100 51.031/51.054	0.625 15.88	0.0691 1.755
	S 429/2	2	2-3	1.8677/1.8697 47.440/47.490	1.9988/2.0002 50.770/50.805	0.630 16.00	0.0640 1.626
	S 429/4	1	4	1.8677/1.8697 47.440/47.490	2.0091/2.0100 51.031/51.054	0.625 15.88	0.0691 1.755
MB4080SI crank flange length mm STD 23.92/23.87 0.25 23.95/23.90 0.5 23.95/23.90 0.75 23.95/23.90 1.0 23.95/23.90	M4080/1U M4080/1L	2 Pairs	1,4	2.6473/2.6482 67.241/67.264	2.8406/2.8415 72.151/72.174	0.976 24.80	0.0958 2.433
	M4080/2U M4080/2L	1 Pair	2	2.6473/2.6482 67.241/67.264	2.8406/2.8415 72.151/72.174	0.738 18.75	0.0958 2.433
	F4080U F4080L	1 Pair	3	2.6473/2.6482 67.241/67.264	2.8406/2.8415 72.151/72.174	0.946 24.02	0.0958 2.433
CR6680SI STD/0.25/0.5/0.75 Optional to CR 605SI (housing bore +.002")	C6680	6 Pairs		1.9983/1.9993 50.757/50.782	2.1265/2.1275 54.013/54.039	0.719 18.26	0.0631 1.603
MB4091SI Optional to MB4080SI (housing bore +.020") crank flange length mm STD 23.90/23.85 0.25 23.93/23.88	M4030/1U M4091/1L	2 Pairs	1,4	2.6473/2.6482 67.241/67.264	2.8605/2.8615 72.657/72.682	0.976 24.80	0.1055 2.680
	M4030/2U M4091/2L	1 Pair	2	2.6473/2.6482 67.241/67.264	2.8605/2.8615 72.657/72.682	0.737 18.72	0.1055 2.680
	F4030U F4091L	1 Pair	3	2.6473/2.6482 67.241/67.264	2.8605/2.8615 72.657/72.682	0.945 24.00	0.1055 2.680
MB4093SI Optional to MB4080SI (flange O/S 0.5mm) crank flange length mm 0.25 24.42/24.37 0.5 24.42/24.37 0.75 24.42/24.37	M4080/1U M4080/1L	2 Pairs	1,4	2.6473/2.6482 67.241/67.264	2.8406/2.8415 72.151/72.174	0.976 24.80	0.0958 2.433
	M4080/2U M4080/2L	1 Pair	2	2.6473/2.6482 67.241/67.264	2.8406/2.8415 72.151/72.174	0.738 18.75	0.0958 2.433
	F4093U F4093L	1 Pair	3	2.6473/2.6482 67.241/67.264	2.8406/2.8415 72.151/72.174	0.946 24.02	0.0958 2.433
30	173CI 2.8Liter First Design-Small journal size, OHV, 12 Valves, vin 1,7,B,L,X,Z, Gasoline	01/1980 - 12/1985	2835 cc	89.00 X 76.00	6 cyl		30
CR 605SI STD/.026/0.25/0.5/0.75/1.0/1.25	C 605	6 Pairs		1.9983/1.9993 50.757/50.782	2.1245/2.1255 53.962/53.988	0.719 18.26	0.0621 1.577
CS 428BB							









General Motors				General Motors			
 King Set No.	 Part No.	 Qty.	 Position	 Crankshaft Diameter	 Housing Diameter	 Length	 Wall Thickness
CS 429BB 010	S 429/1	1	1	1.8677/1.8697 47.440/47.490	2.0091/2.0100 51.031/51.054	0.625 15.88	0.0691 1.755
	S 429/2	2	2-3	1.8677/1.8697 47.440/47.490	1.9988/2.0002 50.770/50.805	0.630 16.00	0.0640 1.626
	S 429/4	1	4	1.8677/1.8697 47.440/47.490	2.0091/2.0100 51.031/51.054	0.625 15.88	0.0691 1.755
MB 427AM crank flange length mm STD 23.93/23.88 0.25 23.96/23.91 0.5 23.96/23.91 0.75 23.96/23.91 1.0 23.96/23.91 1.25 23.96/23.91 1.5 24.18/24.13	M 427/1U M 427/1L	1 Pair	1	2.4937/2.4946 63.340/63.363	2.6870/2.6880 68.250/68.275	0.969 24.60	0.0956 2.428
	M 427/2U M 427/2L	1 Pair	2	2.4937/2.4946 63.340/63.363	2.6870/2.6880 68.250/68.275	0.740 18.80	0.0956 2.428
	F 427U F 427L	1 Pair	3	2.4937/2.4946 63.340/63.363	2.6870/2.6880 68.250/68.275	0.946 24.03	0.0956 2.428
	M 427/4U M 427/4L	1 Pair	4	2.4937/2.4946 63.340/63.363	2.6870/2.6880 68.250/68.275	1.247 31.67	0.0956 2.428
CR6680SI STD/0.25/0.5/0.75 Optional to CR 605SI (housing bore +.002")	C6680	6 Pairs		1.9983/1.9993 50.757/50.782	2.1265/2.1275 54.013/54.039	0.719 18.26	0.0631 1.603
MB 492AM Optional to MB 427AM (flange O/S 0.5mm) crank flange length mm 0.25 24.43/24.38 0.5 24.43/24.38 0.75 24.43/24.38	M 427/1U M 427/1L	1 Pair	1	2.4937/2.4946 63.340/63.363	2.6870/2.6880 68.250/68.275	0.969 24.60	0.0956 2.428
	M 427/2U M 427/2L	1 Pair	2	2.4937/2.4946 63.340/63.363	2.6870/2.6880 68.250/68.275	0.740 18.80	0.0956 2.428
	F 492U F 492L	1 Pair	3	2.4937/2.4946 63.340/63.363	2.6870/2.6880 68.250/68.275	0.946 24.03	0.0956 2.428
	M 427/4U M 427/4L	1 Pair	4	2.4937/2.4946 63.340/63.363	2.6870/2.6880 68.250/68.275	1.247 31.67	0.0956 2.428
31	181CI Opel L81 3.0Liter DOHC, 24 Valves, vin R, Gasoline	01/1997 - 12/2005	2962 cc	86.00 X 85.00	6 cyl		31
CR6750SI STD/0.25/0.5/0.75/1.0	C6750	6 Pairs		2.1248/2.1256 53.970/53.990	2.2441/2.2446 57.000/57.013	0.642 16.30	0.0590 1.499
MB4049SI crank flange length mm STD 24.40/24.35 0.25 24.43/24.38 0.5 24.43/24.38 0.75 24.43/24.38 1.0 24.43/24.38	M4049/1	1 Pair		2.6764/2.6770 67.981/67.996	2.8346/2.8352 71.999/72.014	0.791 20.10	0.0789 2.004
	M4049/2U M4049/2L	2 Pairs		2.6764/2.6770 67.981/67.996	2.8346/2.8352 71.999/72.014	0.669 17.00	0.0789 2.004
	F4049	1 Pair		2.6764/2.6770 67.981/67.996	2.8346/2.8352 71.999/72.014	0.965 24.50	0.0789 2.004
32	181CI 3.0Liter OHV, 12 Valves, vin E,L, Gasoline	01/1982 - 12/1988	2966 cc	96.52 X 66.04	6 cyl		32
	196CI 3.2Liter OHV, 12 Valves, vin C, Gasoline	01/1978 - 12/1979	3211 cc	88.90 X 86.36	6 cyl		
	231CI 3.8Liter OHV, 12 Valves, vin 2,A, Gasoline	01/1977 - 12/1987	3800 cc	96.52 X 86.36	6 cyl		
	231CI 3.8Liter OHV, 12 Valves, vin 3,7,8,9,G, Gasoline Turbocharged	01/1978 - 12/1989	3800 cc	96.52 X 86.36	6 cyl		
	231CI 3.8Liter OHV, 12 Valves, vin C, Gasoline	01/1984 - 12/1990	3800 cc	96.52 X 86.28	6 cyl		
	252CI 4.1Liter OHV, 12 Valves, vin 4, Gasoline	01/1980 - 12/1984	4129 cc	100.71 X 86.36	6 cyl		
CR6616SI STD/001/010/020/030/040	C6616	6 Pairs		2.2487/2.2495 57.117/57.137	2.3740/2.3745 60.300/60.312	0.658 16.70	0.0618 1.570
CS 415BB 1977-1985							









General Motors				General Motors				
								
King Set No.	Part No.	Qty.	Position	Crankshaft Diameter	Housing Diameter	Length	Wall Thickness	
CS 420BB 360 degree oil groove (position 1) 1977-1985								
CS 421BB 010 1985-1990	S 421/1	2	1,4	1.7850/1.7860 45.339/45.364	1.9355/1.9375 49.162/49.213	0.760 19.30	0.0743 1.887	
	S 421/2	2	2-3	1.7850/1.7860 45.339/45.364	1.9155/1.9175 48.654/48.705	0.625 15.88	0.0642 1.631	
MB 443AM crank flange length mm STD 26.87/26.82 001 26.90/26.85 010 26.90/26.85 020 26.90/26.85 030 26.90/26.85 040 26.90/26.85 050 26.90/26.85 060 27.12/27.07	M 443U M 443L	2 Pairs	1,3	2.4990/2.5000 63.475/63.500	2.6870/2.6880 68.250/68.275	0.868 22.05	0.0935 2.375	
	M 443U M 443L1	1 Pair	4	2.4990/2.5000 63.475/63.500	2.6870/2.6880 68.250/68.275	0.868 22.05	0.0935 2.375	
	F 443U F 443L	1 Pair	2	2.4990/2.5000 63.475/63.500	2.6870/2.6880 68.250/68.275	1.062 26.97	0.0935 2.375	
	33							
	194CI 3.2Liter OHV, 12 Valves, Gasoline	01/1962 - 12/1967	3180 cc	90.50 X 82.55	6 cyl			33
	230CI 3.8Liter OHV, 12 Valves, vin S, Gasoline	01/1962 - 12/1970	3769 cc	98.43 X 82.55	6 cyl			
250CI 4.1Liter OHV, 12 Valves, vin C,D,L,N,P,Q,S, Gasoline	01/1966 - 12/1984	4098 cc	98.43 X 89.69	6 cyl				
CR 624AM STD/001/010/020/030/040/050/060	C 624	6 Pairs		1.9990/2.0000 50.775/50.800	2.1247/2.1252 53.967/53.980	0.841 21.36	0.0619 1.572	
CS 402BB 1962-1970								
CS 405BB 1971-1984								
MB 752SI crank flange length mm STD 25.63/25.58 010 25.66/25.61 020 25.66/25.61 030 25.66/25.61 040 25.66/25.61	M 752U M 752L	6 Pairs	1,2,3,4, 5,6	2.2983/2.2993 58.377/58.402	2.4906/2.4916 63.261/63.287	0.806 20.48	0.0955 2.426	
	F 752U F 752L	1 Pair	7	2.2983/2.2993 58.377/58.402	2.4906/2.4916 63.261/63.287	1.013 25.73	0.0955 2.426	
	34							
195CI 3.2Liter OHV, 8 Valves, vin 76Y,77Y,78Y,79Y,83Z,84Z,85Z,86Z,87Z,88Z,89Z,DA,DS,, Gasoline	01/1961 - 12/1963	3194 cc	103.20 X 95.25	4 cyl			34	
CR4240CP STD	C 815	4 Pairs		2.2488/2.2498 57.120/57.145	2.3745/2.3750 60.312/60.325	0.885 22.48	0.0619 1.572	
CS 511BB 010 1963-1963	S 511	5	1-2-3-4- 5	1.8992/1.8997 48.240/48.252	2.0297/2.0317 51.554/51.605	0.680 17.27	0.0644 1.636	
CS 538BB 1961-1962								
MB5523AM crank flange length mm STD 28.83/28.78 010 28.86/28.81 020 28.86/28.81 030 28.86/28.81	M5511/1U	3 Pairs	1,2,3	2.9990/3.0000 76.175/76.200	3.1880/3.1890 80.975/81.001	0.942 23.92	0.0936 2.377	
	M5511/5U M5511/5L	1 Pair	5	2.9990/3.0000 76.175/76.200	3.1880/3.1890 80.975/81.001	1.594 40.48	0.0936 2.377	
	F5511U	1 Pair	4	2.9990/3.0000 76.175/76.200	3.1880/3.1890 80.975/81.001	1.139 28.93	0.0936 2.377	
	M5511/1U	3 Pairs		2.9990/3.0000 76.175/76.200	3.1880/3.1890 80.975/81.001	0.942 23.92	0.0936 2.377	
	M5511/5U M5511/5L	1 Pair	5	2.9990/3.0000 76.175/76.200	3.1880/3.1890 80.975/81.001	1.594 40.48	0.0936 2.377	
	F5704U	1 Pair	4	2.9990/3.0000 76.175/76.200	3.1880/3.1890 80.975/81.001	1.139 28.93	0.0936 2.377	









General Motors				General Motors			
King Set No.	Part No.	Qty.	Position	Crankshaft Diameter	Housing Diameter	Length	Wall Thickness
35	198CI 3.2Liter OHV, 12 Valves, Gasoline	01/1962 - 12/1963	3245 cc	92.08 X 81.28	6 cyl		35
CR6614SI STD/010/020/030/040	C 811	6 Pairs		1.9995/2.0005 50.787/50.813	2.1247/2.1252 53.967/53.980	0.740 18.80	0.0619 1.572
36	200CI 3.3Liter OHV, 12 Valves, vin M, Gasoline	01/1978 - 12/1979	3277 cc	88.90 X 88.49	6 cyl		36
	229CI 3.8Liter OHV, 12 Valves, vin 9,K, Gasoline	01/1980 - 12/1984	3752 cc	94.89 X 88.49	6 cyl		
CR6618SI STD/010/020/030	C6618	6 Pairs		2.0990/2.1000 53.315/53.340	2.2247/2.2257 56.507/56.533	0.713 18.10	0.0619 1.572
CS 414BB 010	S 414/1	1	1	1.8682/1.8692 47.452/47.478	2.0190/2.0210 51.283/51.333	0.740 18.80	0.0744 1.890
	S 414/2	2	2,4	1.8682/1.8692 47.452/47.478	2.0090/2.0110 51.029/51.079	0.745 18.92	0.0694 1.763
	S 414/3	1	3	1.8682/1.8692 47.452/47.478	1.9990/2.0010 50.775/50.825	0.740 18.80	0.0644 1.636
MB 445SI crank flange length mm STD 43.64/43.59 001 43.67/43.62 010 43.67/43.62 020 43.67/43.62 030 43.67/43.62 040 43.67/43.62 060 43.89/43.84	M 557U M 557L	3 Pairs	1,2,3	2.4484/2.4493 62.189/62.212	2.6406/2.6415 67.071/67.094	0.805 20.45	0.0955 2.426
	F 557U F 557L	1 Pair	4	2.4479/2.4488 62.177/62.200	2.6406/2.6415 67.071/67.094	1.722 43.74	0.0955 2.426
CR6618XP STD/010 Optional to CR6618SI (Race bearings, Tri-metal [pMax Black])	C6618-PR	6 Pairs		2.0990/2.1000 53.315/53.340	2.2247/2.2257 56.507/56.533	0.713 18.10	0.0619 1.572
MB 452SI Optional to MB 445SI (housing bore +.002") crank flange length mm STD 43.64/43.59 010 43.67/43.62 020 43.67/43.62	M5570U M5570L	3 Pairs	1,2,3	2.4484/2.4493 62.189/62.212	2.6606/2.6615 67.579/67.602	0.805 20.45	0.1055 2.680
	F5570U F5570L	1 Pair	4	2.4479/2.4488 62.177/62.200	2.6606/2.6615 67.579/67.602	1.722 43.74	0.1055 2.680
37	204CI 3.3Liter OHV, 12 Valves, vin N, Gasoline	01/1989 - 12/1993	3342 cc	93.98 X 80.26	6 cyl		37
	231CI 3.8Liter OHV, 12 Valves, vin C, Gasoline	01/1991 - 12/1991	3800 cc	96.52 X 86.36	6 cyl		
	231CI 3.8Liter W/ 1/2" main bearing bolts, OHV, 12 Valves, vin L, Gasoline	01/1990 - 12/1993	3800 cc	96.52 X 86.36	6 cyl		
	231CI 3.8Liter OHV, 12 Valves, vin 1, Gasoline Supercharged	01/1991 - 12/1993	3800 cc	96.52 X 86.36	6 cyl		
CR6664SI STD/010/020/030/040	C6664	6 Pairs		2.2487/2.2495 57.117/57.137	2.3738/2.3745 60.295/60.312	0.721 18.30	0.0618 1.570
CS 421BB 010	S 421/1	2	1,4	1.7850/1.7860 45.339/45.364	1.9355/1.9375 49.162/49.213	0.760 19.30	0.0743 1.887
	S 421/2	2	2-3	1.7850/1.7860 45.339/45.364	1.9155/1.9175 48.654/48.705	0.625 15.88	0.0642 1.631
MB 480SI crank flange length mm STD 26.87/26.82 010 26.90/26.85 020 26.90/26.85 030 26.90/26.85	M 480U M 480L	2 Pairs	1,3	2.4988/2.4998 63.470/63.495	2.6870/2.6880 68.250/68.275	0.868 22.05	0.0935 2.375
	M 480U M 480L1	1 Pair	4	2.4988/2.4998 63.470/63.495	2.6870/2.6880 68.250/68.275	0.868 22.05	0.0935 2.375
	F 480U F 480L	1 Pair	2	2.4988/2.4998 63.470/63.495	2.6870/2.6880 68.250/68.275	1.062 26.97	0.0935 2.375









General Motors				General Motors			
							
King Set No.	Part No.	Qty.	Position	Crankshaft Diameter	Housing Diameter	Length	Wall Thickness
CR6664XP STD/010/020 Optional to CR6664SI (Race bearings, Tri-metal [pMax Black])	C6664-PR	6 Pairs		2.2487/2.2495 57.117/57.137	2.3740/2.3745 60.300/60.312	0.721 18.30	0.0618 1.570
38	207CI 3.4Liter DOHC, 24 Valves, vin X, Gasoline	01/1991 - 12/1997	3393 cc	92.00 X 84.00	6 cyl		38
CR 605SI STD/.026/0.25/0.5/0.75/1.0/1.25	C 605	6 Pairs		1.9983/1.9993 50.757/50.782	2.1245/2.1255 53.962/53.988	0.719 18.26	0.0621 1.577
MB4080SI <i>crank flange length mm</i> STD 23.92/23.87 0.25 23.95/23.90 0.5 23.95/23.90 0.75 23.95/23.90 1.0 23.95/23.90	M4080/1U M4080/1L	2 Pairs	1,4	2.6473/2.6482 67.241/67.264	2.8406/2.8415 72.151/72.174	0.976 24.80	0.0958 2.433
	M4080/2U M4080/2L	1 Pair	2	2.6473/2.6482 67.241/67.264	2.8406/2.8415 72.151/72.174	0.738 18.75	0.0958 2.433
	F4080U F4080L	1 Pair	3	2.6473/2.6482 67.241/67.264	2.8406/2.8415 72.151/72.174	0.946 24.02	0.0958 2.433
CR6680SI STD/0.25/0.5/0.75 Optional to CR 605SI (housing bore +.002")	C6680	6 Pairs		1.9983/1.9993 50.757/50.782	2.1265/2.1275 54.013/54.039	0.719 18.26	0.0631 1.603
MB4091SI Optional to MB4080SI (housing bore +.020") <i>crank flange length mm</i> STD 23.90/23.85 0.25 23.93/23.88	M4030/1U M4091/1L	2 Pairs	1,4	2.6473/2.6482 67.241/67.264	2.8605/2.8615 72.657/72.682	0.976 24.80	0.1055 2.680
	M4030/2U M4091/2L	1 Pair	2	2.6473/2.6482 67.241/67.264	2.8605/2.8615 72.657/72.682	0.737 18.72	0.1055 2.680
	F4030U F4091L	1 Pair	3	2.6473/2.6482 67.241/67.264	2.8605/2.8615 72.657/72.682	0.945 24.00	0.1055 2.680
MB4093SI Optional to MB4080SI (flange O/S 0.5mm) <i>crank flange length mm</i> 0.25 24.42/24.37 0.5 24.42/24.37 0.75 24.42/24.37	M4080/1U M4080/1L	2 Pairs	1,4	2.6473/2.6482 67.241/67.264	2.8406/2.8415 72.151/72.174	0.976 24.80	0.0958 2.433
	M4080/2U M4080/2L	1 Pair	2	2.6473/2.6482 67.241/67.264	2.8406/2.8415 72.151/72.174	0.738 18.75	0.0958 2.433
	F4093U F4093L	1 Pair	3	2.6473/2.6482 67.241/67.264	2.8406/2.8415 72.151/72.174	0.946 24.02	0.0958 2.433
39	211CI 3.5Liter VORTEC, DOHC, 20 Valves, vin 6, Gasoline	01/2004 - 12/2006	3460 cc	93.00 X 102.00	5 cyl		39
CR 525SI STD/010/020	C4529	5 Pairs		2.2319/2.2325 56.690/56.706	2.3749/2.3755 60.322/60.338	0.809 20.55	0.0710 1.803
40	215CI 3.5Liter OHV, 12 Valves, Gasoline	01/1964 - 12/1965	3524 cc	95.25 X 82.55	6 cyl		40
	230CI 3.8Liter SOHC, 12 Valves, Gasoline	01/1966 - 12/1967	3769 cc	98.43 X 82.55	6 cyl		
	250CI 4.1Liter SOHC, 12 Valves, Gasoline	01/1968 - 12/1969	4098 cc	98.43 X 89.69	6 cyl		
CR 624AM STD/001/010/020/030/040/050/060	C 624	6 Pairs		1.9990/2.0000 50.775/50.800	2.1247/2.1252 53.967/53.980	0.841 21.36	0.0619 1.572
CS 402BB							
MB 752SI <i>crank flange length mm</i> STD 25.63/25.58 010 25.66/25.61 020 25.66/25.61 030 25.66/25.61 040 25.66/25.61	M 752U M 752L	6 Pairs	1,2,3,4, 5,6	2.2983/2.2993 58.377/58.402	2.4906/2.4916 63.261/63.287	0.806 20.48	0.0955 2.426
	F 752U F 752L	1 Pair	7	2.2983/2.2993 58.377/58.402	2.4906/2.4916 63.261/63.287	1.013 25.73	0.0955 2.426
41	215CI 3.5Liter OHV, 16 Valves, Gasoline	01/1961 - 12/1963	3528 cc	88.90 X 71.12	8 cyl		41
CR 811SI STD/010/020/030	C 811	8 Pairs		1.9950/2.0005 50.673/50.813	2.1247/2.1252 53.967/53.980	0.740 18.80	0.0619 1.572

General Motors				General Motors			
							
King Set No.	Part No.	Qty.	Position	Crankshaft Diameter	Housing Diameter	Length	Wall Thickness
MB 589AM <i>crank flange length mm</i> STD 26.87/26.82 010 26.87/26.82 020 26.87/26.82 030 26.87/26.82	M 589U M 589L F 589U F 589L	4 Pairs 1 Pair	1,2,4,5 3	2.2983/2.2993 58.377/58.402 2.2987/2.2997 58.387/58.412	2.4906/2.4916 63.261/63.287 2.4906/2.4916 63.261/63.287	0.804 20.41 1.062 26.97	0.0955 2.426 0.0954 2.423
42	225CI 3.6Liter OHV, 12 Valves, Gasoline	01/1964 - 12/1967	3687 cc	95.25 X 86.36	6 cyl		42
	231CI 3.8Liter w/ odd fire eng., OHV, 12 Valves, vin C, Gasoline	01/1975 - 12/1977	3800 cc	96.52 X 86.36	6 cyl		
CR6614SI STD/010/020/030/040	C 811	6 Pairs		1.9995/2.0005 50.787/50.813	2.1247/2.1252 53.967/53.980	0.740 18.80	0.0619 1.572
CS 415BB							
CS 420BB							
360 degree oil groove (position 1)							
MB 443AM <i>crank flange length mm</i> STD 26.87/26.82 001 26.90/26.85 010 26.90/26.85 020 26.90/26.85 030 26.90/26.85 040 26.90/26.85 050 26.90/26.85 060 27.12/27.07	M 443U M 443L M 443U M 443L1 F 443U F 443L	2 Pairs 1 Pair 1 Pair	1,3 4 2	2.4990/2.5000 63.475/63.500 2.4990/2.5000 63.475/63.500 2.4990/2.5000 63.475/63.500	2.6870/2.6880 68.250/68.275 2.6870/2.6880 68.250/68.275 2.6870/2.6880 68.250/68.275	0.868 22.05 0.868 22.05 1.062 26.97	0.0935 2.375 0.0935 2.375 0.0935 2.375
43	231CI 3.8Liter OHV, 12 Valves, vin L, Gasoline	01/1995 - 12/1995	3800 cc	96.52 X 86.28	6 cyl		43
	231CI 3.8Liter w/ 7/16" main brg bolts, powder metal main brg cap, OHV, 12 Valves, vin 2,K,L, Gasoline	01/1995 - 12/2009	3800 cc	96.52 X 86.28	6 cyl		
	231CI 3.8Liter OHV, 12 Valves, vin 1,4, Gasoline Supercharged	01/1995 - 12/2007	3800 cc	96.52 X 86.28	6 cyl		
CR6664SI STD/010/020/030/04	C6664	6 Pairs		2.2487/2.2495 57.117/57.137	2.3738/2.3745 60.295/60.312	0.721 18.30	0.0618 1.570
CS 421BB 010	S 421/1	2	1,4	1.7850/1.7860 45.339/45.364	1.9355/1.9375 49.162/49.213	0.760 19.30	0.0743 1.887
	S 421/2	2	2-3	1.7850/1.7860 45.339/45.364	1.9155/1.9175 48.654/48.705	0.625 15.88	0.0642 1.631
CS4401BB							
vin K							
MB4017SI <i>crank flange length mm</i> STD 26.87/26.82 010 26.90/26.85 020 26.90/26.85 030 26.90/26.85	M 480U M4017L F 480U F 480L M 480U M 480L M 480U M4018L	1 Pair 1 Pair 1 Pair 1 Pair	1 2 3 4	2.6870/2.6880 68.250/68.275 2.6870/2.6880 68.250/68.275 2.6870/2.6880 68.250/68.275 2.6870/2.6880 68.250/68.275	2.4880/2.4990 63.195/63.475 2.4880/2.4990 63.195/63.475 2.4880/2.4990 63.195/63.475 2.4800/2.4990 62.992/63.475	0.868 22.05 1.062 26.97 0.868 22.05 0.868 22.05	0.0935 2.375 0.0935 2.375 0.0935 2.375 0.0935 2.375
CR6664XP STD/010/020 Optional to CR6664SI (Race bearings, Tri-metal [pMax Black])	C6664-PR	6 Pairs		2.2487/2.2495 57.117/57.137	2.3740/2.3745 60.300/60.312	0.721 18.30	0.0618 1.570
44	231CI 3.8Liter w/ 7/16" main brg bolts, nodular iron main brg cap, OHV, 12 Valves, vin L, Gasoline	01/1994 - 12/1994	3800 cc	96.52 X 86.28	6 cyl		44
	231CI 3.8Liter OHV, 12 Valves, vin 1, Gasoline Supercharged	01/1994 - 12/1994	3800 cc	96.52 X 86.28	6 cyl		
CR6664SI STD/010/020/030/040	C6664	6 Pairs		2.2487/2.2495 57.117/57.137	2.3738/2.3745 60.295/60.312	0.721 18.30	0.0618 1.570









General Motors				General Motors			
 King Set No.	 Part No.	 Qty.	 Position	 Crankshaft Diameter	 Housing Diameter	 Length	 Wall Thickness
CS 421BB 010	S 421/1	2	1,4	1.7850/1.7860 45.339/45.364	1.9355/1.9375 49.162/49.213	0.760 19.30	0.0743 1.887
	S 421/2	2	2-3	1.7850/1.7860 45.339/45.364	1.9155/1.9175 48.654/48.705	0.625 15.88	0.0642 1.631
MB4018SI <i>crank flange length mm</i> STD 26.87/26.82 010 26.90/26.85 020 26.90/26.85	M 480U M 480L	2 Pairs	1,3	2.4988/2.4998 63.470/63.495	2.6870/2.6880 68.250/68.275	0.868 22.05	0.0935 2.375
	F 480U F 480L	1 Pair	2	2.4880/2.4998 63.195/63.495	2.6870/2.6880 68.250/68.275	1.062 26.97	0.0935 2.375
	M 480U M4018L	1 Pair	4	2.4880/2.4998 63.195/63.495	2.6870/2.6880 68.250/68.275	0.868 22.05	0.0935 2.375
CR6664XP STD/010/020 Optional to CR6664SI (Race bearings, Tri-metal [pMax Black])	C6664-PR	6 Pairs		2.2487/2.2495 57.117/57.137	2.3740/2.3745 60.300/60.312	0.721 18.30	0.0618 1.570
45	235CI 3.9Liter OHV, 12 Valves, Gasoline	01/1953 - 12/1962	3852 cc	90.50 X 100.03	6 cyl		45
	261CI 4.3Liter OHV, 12 Valves, Gasoline	01/1954 - 12/1962	4275 cc	95.25 X 100.03	6 cyl		
CR 610AM STD/010/020/030/040	C 610	6 Pairs		2.3110/2.3120 58.699/58.725	2.4367/2.4372 61.892/61.905	1.032 26.20	0.0619 1.572
46	244CI 4.0Liter DOHC, 32 Valves, vin C, Gasoline	01/1995 - 12/2003	4000 cc	87.00 X 84.00	8 cyl		46
	281CI 4.6Liter DOHC, 32 Valves, vin 9, Gasoline	01/1993 - 12/2010	4565 cc	92.99 X 84.00	8 cyl		
CR8003SI STD/0.25/0.5/0.75/1.0	C8003	8 Pairs		2.1240/2.1245 53.950/53.962	2.2496/2.2500 57.140/57.150	0.752 19.10	0.0623 1.582
47	250CI 4.1Liter OHV, 16 Valves, vin 7,8, Gasoline	01/1982 - 12/1988	4096 cc	88.00 X 84.00	8 cyl		47
	273CI 4.5Liter OHV, 16 Valves, vin 3,5,8, Gasoline	01/1988 - 12/1992	4473 cc	92.00 X 84.00	8 cyl		
	300CI 4.9Liter OHV, 16 Valves, vin B, Gasoline	01/1991 - 12/1995	4916 cc	92.00 X 92.00	8 cyl		
CR 819CP STD/0.25/0.5/0.75	C 819	8 Pairs		1.9270/1.9279 48.946/48.969	2.0524/2.0531 52.131/52.149	0.663 16.84	0.0620 1.575
CS 535BB							
48	254CI 4.2Liter DOHC, 24 Valves, vin S, Gasoline	01/2002 - 12/2009	4157 cc	93.00 X 102.00	6 cyl		48
CR6860SI STD/010/020	C6860	6 Pairs		2.2319/2.2326 56.690/56.708	2.3749/2.3755 60.322/60.338	0.818 20.77	0.0709 1.801
MB7765CP STD	M7765U M7765L	6 Pairs	1,2,3,4, 6,7	2.7546/2.7552 69.967/69.982	3.0736/3.0743 78.069/78.087	0.818 20.77	0.1593 4.046
	F7765U M7765L	1 Pair	5	2.7546/2.7552 69.967/69.982	3.0736/3.0743 78.069/78.087	1.002 25.45	0.1593 4.046
CR6861SI STD/010/020 Optional to CR6860SI (with .002" OD housing)	C6861	6 Pairs		2.2319/2.2326 56.690/56.708	2.3809/2.3815 60.475/60.490	0.818 20.77	0.0709 1.801
49	260CI 4.3Liter OHV, 16 Valves, vin 8,F, Gasoline	01/1975 - 12/1982	4260 cc	88.90 X 85.98	8 cyl		49
	307CI 5.0Liter OHV, 16 Valves, vin 9,Y, Gasoline	01/1980 - 12/1990	5030 cc	96.52 X 85.98	8 cyl		
	330CI 5.4Liter Second Series, OHV, 16 Valves, Gasoline	01/1964 - 12/1967	5405 cc	100.03 X 85.98	8 cyl		









General Motors				General Motors			
 King Set No.	 Part No.	 Qty.	 Position	 Crankshaft Diameter	 Housing Diameter	 Length	 Wall Thickness
350CI 5.7Liter OHV, 16 Valves, vin 7,8,B,G,H,K,M,R, Gasoline	01/1968 - 12/1980	5735 cc	103.05 X 85.98	8 cyl			
403CI 6.6Liter OHV, 16 Valves, vin K, Gasoline	01/1977 - 12/1979	6603 cc	110.52 X 85.98	8 cyl			
CR 817AM STD/010/020/030/040	C 817	8 Pairs		2.1238/2.1248 53.945/53.970	2.2495/2.2500 57.137/57.150	0.831 21.10	0.0618 1.570
CS 509BB 1967-1976							
CS 510BB 1976-1990							
MB5514AM <i>crank flange length mm</i> STD 30.35/30.30 010 30.38/30.33 020 30.38/30.33 030 30.38/30.33 040 30.38/30.33	M5514/1 M5514/2	1 Pair	1	2.4983/2.4993 63.457/63.482	2.6870/2.6880 68.250/68.275	0.979 24.87	0.0935 2.375
	M5514/2	2 Pairs	2,3,4	2.4983/2.4993 63.457/63.482	2.6870/2.6880 68.250/68.275	0.979 24.87	0.0935 2.375
	M5514/5U M5514/5L	1 Pair	5	2.4983/2.4993 63.457/63.482	2.6870/2.6880 68.250/68.275	1.629 41.38	0.0931 2.365
	F5514	1 Pair	3	2.4983/2.4993 63.457/63.482	2.6870/2.6880 68.250/68.275	1.199 30.45	0.0935 2.375
50	262CI 4.3Liter OHV, 16 Valves, vin G, Gasoline	01/1975 - 12/1976	4291 cc	93.24 X 78.97	8 cyl		
	265CI 4.3Liter OHV, 16 Valves, vin W, Gasoline	01/1994 - 12/1996	4321 cc	95.25 X 76.20	8 cyl		
	267CI 4.4Liter OHV, 16 Valves, vin J, Gasoline	01/1979 - 12/1982	4375 cc	88.90 X 88.49	8 cyl		
	302CI 5.0Liter OHV, 16 Valves, Gasoline	01/1968 - 12/1969	4949 cc	101.60 X 76.20	8 cyl		
	305CI 5.0Liter OHV, 16 Valves, vin 7,E,F,G,H,M,Q,S,U, Gasoline	01/1976 - 12/2002	4998 cc	94.89 X 88.49	8 cyl		
	307CI 5.0Liter OHV, 16 Valves, vin F, Gasoline	01/1968 - 12/1973	5031 cc	98.43 X 82.55	8 cyl		
	327CI 5.4Liter OHV, 16 Valves, vin E, Gasoline	01/1968 - 12/1969	5358 cc	101.60 X 82.55	8 cyl		
	350CI 5.7Liter OHV, 16 Valves, vin 4,6,7,8,A,B,E,H,J,K,L,M,P,R,T,V,W,X, Y, Gasoline	01/1967 - 12/2003	5738 cc	101.60 X 88.49	8 cyl		
50							50
CR 807SI STD/STDX/001/002/010/010X/020/030/040/050/060	C 807	8 Pairs		2.0990/2.1000 53.315/53.340	2.2247/2.2252 56.507/56.520	0.839 21.30	0.0621 1.577
CS 507BB STD	S 507/1	1	1	1.8682/1.8692 47.452/47.478	2.0190/2.0210 51.283/51.333	0.740 18.80	0.0744 1.890
	S 507/2	2	2,5	1.8682/1.8692 47.452/47.478	2.0090/2.0110 51.029/51.079	0.745 18.92	0.0694 1.763
	S 507/3	2	3-4	1.8682/1.8692 47.452/47.478	1.9990/2.0010 50.775/50.825	0.740 18.80	0.0644 1.636









General Motors				General Motors			
 King Set No.	 Part No.	 Qty.	 Position	 Crankshaft Diameter	 Housing Diameter	 Length	 Wall Thickness
CS 507HP STD	S 507/1	1	1	1.8682/1.8692 47.452/47.478	2.0190/2.0210 51.283/51.333	0.740 18.80	0.0744 1.890
	S 507/2	2	2,5	1.8682/1.8692 47.452/47.478	2.0090/2.0110 51.029/51.079	0.745 18.92	0.0694 1.763
	S 507/3	2	3-4	1.8682/1.8692 47.452/47.478	1.9990/2.0010 50.775/50.825	0.740 18.80	0.0644 1.636
	S 507/1	1	1	1.8682/1.8692 47.452/47.478	2.0190/2.0210 51.283/51.333	0.740 18.80	0.0744 1.890
	S 507/2	2	2,5	1.8682/1.8692 47.452/47.478	2.0090/2.0110 51.029/51.079	0.745 18.92	0.0694 1.763
	S 507/3	2	3-4	1.8682/1.8692 47.452/47.478	1.9990/2.0010 50.775/50.825	0.740 18.80	0.0644 1.636
	S 507/3	2	3-4	1.8682/1.8692 47.452/47.478	1.9990/2.0010 50.775/50.825	0.740 18.80	0.0644 1.636
MB 557SI <i>crank flange length mm</i> STD 43.64/43.59 STDX 43.64/43.59 001 43.67/43.62 002 43.67/43.62 010 43.67/43.62 010X 43.67/43.62 020 43.67/43.62 030 43.67/43.62 040 43.67/43.62 060 43.89/43.84	M 557U M 557L	4 Pairs	1,2,3,4	2.4484/2.4493 62.189/62.212	2.6406/2.6415 67.071/67.094	0.805 20.45	0.0955 2.426
	F 557U F 557L	1 Pair	5	2.4479/2.4488 62.177/62.200	2.6406/2.6415 67.071/67.094	1.722 43.74	0.0955 2.426
CR 807HPN STD/STDX/001/010/010X/011/020/020X/021/030 Optional to CR 807SI (Race bearings, Bi-metal [Alecular]) Narrowed	C 807U/N C 807L/N	8 Pairs		2.0990/2.1000 53.315/53.340	2.2247/2.2252 56.507/56.520	0.791 20.10	0.0619 1.572
CR 807HPND STD/STDX/001/010/010X/011/020/020X/021/030 Optional to CR 807SI (Race bearings, Bi-metal [Alecular]) Narrowed, with dowel hole	C 807U/N C 807L/ND	8 Pairs		2.0990/2.1000 53.315/53.340	2.2247/2.2252 56.507/56.520	0.791 20.10	0.0619 1.572
CR 807XPN STD/STDX/001/010/010X/011/020/020X/021/030 Optional to CR 807SI (Race bearings, Tri-metal [pMax Black]) Narrowed	C 807U/N C 807L/N	8 Pairs		2.0990/2.1000 53.315/53.340	2.2247/2.2252 56.507/56.520	0.791 20.10	0.0619 1.572
CR 807XPND STD/STDX/001/010 Optional to CR 807SI (Race bearings, Tri-metal [pMax Black]) Narrowed, with dowel hole	C 807U/N C 807L/ND	8 Pairs		2.0990/2.1000 53.315/53.340	2.2247/2.2252 56.507/56.520	0.791 20.10	0.0619 1.572
CR 865SI STD/010/020/030/040 Optional to CR 807SI (housing bore +.002")	C 865	8 Pairs		2.0990/2.1000 53.315/53.340	2.2267/2.2272 56.558/56.571	0.839 21.30	0.0631 1.603
MB 557HP Optional to MB 557SI (Race bearings, Bi-metal [Alecular]) 1/2 Groove <i>crank flange length mm</i> STD 43.64/43.59 STDX 43.64/43.59 001 43.64/43.59 010 43.64/43.59 010X 43.64/43.59 011 43.64/43.59 020 43.64/43.59 020X 43.64/43.59 021 43.64/43.59 030 43.64/43.59	M 557U/PR M 557L/PR	4 Pairs	1,2,3,4	2.4483/2.4493 62.187/62.212	2.6406/2.6416 67.071/67.097	0.805 20.45	0.0955 2.426
	F 557U/PR F 557L/PR	1 Pair	5	2.4478/2.4488 62.174/62.200	2.6406/2.6416 67.071/67.097	1.722 43.74	0.0955 2.426









General Motors				General Motors			
 King Set No.	 Part No.	 Qty.	 Position	 Crankshaft Diameter	 Housing Diameter	 Length	 Wall Thickness
MB 557XP Optional to MB 557SI (Race bearings, Tri-metal [pMax Black]) 1/2 Groove crank flange length mm STD 43.64/43.59 STDX 43.64/43.59 001 43.64/43.59 010 43.64/43.59 010X 43.64/43.59 011 43.64/43.59 020 43.64/43.59 020X 43.64/43.59 021 43.64/43.59 030 43.64/43.59	M 557U/PR M 557L/PR	4 Pairs	1,2,3,4	2.4483/2.4493 62.187/62.212	2.6406/2.6416 67.071/67.097	0.805 20.45	0.0955 2.426
	F 557U/PR F 557L/PR	1 Pair	5	2.4478/2.4488 62.174/62.200	2.6406/2.6416 67.071/67.097	1.722 43.74	0.0955 2.426
MB5183SI Optional to MB 557SI (flange O/S .010") crank flange length mm 010 43.89/43.84 020 43.89/43.84 030 43.89/43.84 040 43.89/43.84	M 557U M 557L	4 Pairs	1,2,3,4	2.4484/2.4493 62.189/62.212	2.6406/2.6415 67.071/67.094	0.805 20.45	0.0955 2.426
	F5183U F5183L	1 Pair	5	2.4479/2.4488 62.177/62.200	2.6406/2.6415 67.071/67.094	1.722 43.74	0.0955 2.426
MB5184SI Optional to MB 557SI (flange O/S .020") crank flange length mm 010 44.14/44.09 020 44.14/44.09 030 44.14/44.09 040 44.14/44.09	M 557U M 557L	4 Pairs	1,2,3,4	2.4484/2.4493 62.189/62.212	2.6406/2.6415 67.071/67.094	0.805 20.45	0.0955 2.426
	F5184U F5184L	1 Pair	5	2.4479/2.4488 62.177/62.200	2.6406/2.6415 67.071/67.094	1.722 43.74	0.0955 2.426
MB5185SI Optional to MB 557SI (flange O/S .030") crank flange length mm 010 44.39/44.34 020 44.39/44.34 030 44.39/44.34 040 44.39/44.34	M 557U M 557L	4 Pairs	1,2,3,4	2.4484/2.4493 62.189/62.212	2.6406/2.6415 67.071/67.094	0.805 20.45	0.0955 2.426
	F5185U F5185L	1 Pair	5	2.4479/2.4488 62.177/62.200	2.6406/2.6415 67.071/67.094	1.722 43.74	0.0955 2.426
MB5271SI Optional to MB 557SI (flange O/S .020" / housing OD +.020") crank flange length mm 010 44.14/44.09	M5570U M5570L	4 Pairs	1,2,3,4	2.4484/2.4493 62.189/62.212	2.6606/2.6615 67.579/67.602	0.805 20.45	0.1055 2.680
	F5271U F5271L	1 Pair	5	2.4479/2.4488 62.177/62.200	2.6606/2.6615 67.579/67.602	1.722 43.74	0.1055 2.680
MB5570SI Optional to MB 557SI (housing bore +.020") crank flange length mm STD 43.64/43.59 010 43.67/43.62 020 43.67/43.62	M5570U M5570L	4 Pairs	1,2,3,4	2.4484/2.4493 62.189/62.212	2.6606/2.6615 67.579/67.602	0.805 20.45	0.1055 2.680
	F5570U F5570L	1 Pair	5	2.4479/2.4488 62.177/62.200	2.6606/2.6615 67.579/67.602	1.722 43.74	0.1055 2.680
51	262CI 4.3Liter OHV, 12 Valves, vin N,W,X,Z, Gasoline	01/1985 - 12/2010	4293 cc	101.60 X 88.49	6 cyl		51
	262CI 4.3Liter OHV, 12 Valves, vin B, Gasoline	01/1990 - 12/1991	4293 cc	101.60 X 88.49	6 cyl		
	262CI 4.3Liter OHV, 12 Valves, vin Z, Gasoline Turbocharged	01/1991 - 12/1993	4293 cc	101.60 X 88.49	6 cyl		
CR6625SI STD/.026/0.25/0.5/0.75/1.0	C6625	6 Pairs		2.2492/2.2498 57.130/57.145	2.3747/2.3757 60.317/60.343	0.752 19.10	0.0619 1.572
CS 414BB 010	S 414/1	1	1	1.8682/1.8692 47.452/47.478	2.0190/2.0210 51.283/51.333	0.740 18.80	0.0744 1.890
	S 414/2	2	2,4	1.8682/1.8692 47.452/47.478	2.0090/2.0110 51.029/51.079	0.745 18.92	0.0694 1.763
	S 414/3	1	3	1.8682/1.8692 47.452/47.478	1.9990/2.0010 50.775/50.825	0.740 18.80	0.0644 1.636
CS 435BB 010	S 435/1	1	1	2.0990/2.1000 53.315/53.340	2.2305/2.2320 56.655/56.693	0.790 20.07	0.0647 1.643
	S 435/2	4	2-3-4-5	2.0990/2.1000 53.315/53.340	2.2305/2.2320 56.655/56.693	0.655 16.64	0.0647 1.643



















General Motors				General Motors			
							
King Set No.	Part No.	Qty.	Position	Crankshaft Diameter	Housing Diameter	Length	Wall Thickness
CS1101BB							
MB 445SI <i>crank flange length mm</i> STD 43.64/43.59 001 43.67/43.62 010 43.67/43.62 020 43.67/43.62 030 43.67/43.62 040 43.67/43.62 060 43.89/43.84	M 557U M 557L	3 Pairs	1,2,3	2.4484/2.4493 62.189/62.212	2.6406/2.6415 67.071/67.094	0.805 20.45	0.0955 2.426
	F 557U F 557L	1 Pair	4	2.4479/2.4488 62.177/62.200	2.6406/2.6415 67.071/67.094	1.722 43.74	0.0955 2.426
CR6683SI STD/0.25/0.5/0.75 Optional to CR6625SI (housing bore +.002")	C6683	6 Pairs		2.2492/2.2498 57.130/57.145	2.3760/2.3770 60.350/60.376	0.752 19.10	0.0629 1.598
MB 452SI Optional to MB 445SI (housing bore +.002") <i>crank flange length mm</i> STD 43.64/43.59 010 43.67/43.62 020 43.67/43.62	M5570U M5570L	3 Pairs	1,2,3	2.4484/2.4493 62.189/62.212	2.6606/2.6615 67.579/67.602	0.805 20.45	0.1055 2.680
	F5570U F5570L	1 Pair	4	2.4479/2.4488 62.177/62.200	2.6606/2.6615 67.579/67.602	1.722 43.74	0.1055 2.680
52	260CI 4.3Liter OHV, 16 Valves, vin P, Diesel	01/1979 - 12/1979	4300 cc	88.90 X 85.98	8 cyl		52
	350CI 5.7Liter OHV, 16 Valves, vin N,Z, Diesel	01/1978 - 12/1985	5735 cc	103.05 X 85.98	8 cyl		
CR 817AM STD/010/020/030/040	C 817	8 Pairs		2.1238/2.1248 53.945/53.970	2.2495/2.2500 57.137/57.150	0.831 21.10	0.0618 1.570
CS 510BB							
53	265CI 4.3Liter OHV, 16 Valves, Gasoline	01/1955 - 12/1957	4340 cc	95.25 X 76.20	8 cyl		53
	283CI 4.7Liter OHV, 16 Valves, Gasoline	01/1957 - 12/1967	4638 cc	98.43 X 76.20	8 cyl		
	302CI 5.0Liter OHV, 16 Valves, Gasoline	01/1967 - 12/1967	4949 cc	101.60 X 76.20	8 cyl		
	327CI 5.4Liter OHV, 16 Valves, vin E, Gasoline	01/1962 - 12/1967	5358 cc	101.60 X 82.55	8 cyl		
CR 803AM STD/001/002/010/020/030/040/060	C 624	8 Pairs		1.9990/2.0000 50.775/50.800	2.1247/2.1252 53.967/53.980	0.841 21.36	0.0619 1.572
CS 507BB STD 1964-1967	S 507/1	1	1	1.8682/1.8692 47.452/47.478	2.0190/2.0210 51.283/51.333	0.740 18.80	0.0744 1.890
	S 507/2	2	2,5	1.8682/1.8692 47.452/47.478	2.0090/2.0110 51.029/51.079	0.745 18.92	0.0694 1.763
	S 507/3	2	3-4	1.8682/1.8692 47.452/47.478	1.9990/2.0010 50.775/50.825	0.740 18.80	0.0644 1.636
CS 534HP STD 1955-1963	S 534/1	1	1	1.8682/1.8692 47.452/47.478	2.0190/2.0210 51.283/51.333	0.740 18.80	0.0744 1.890
	S 534/2	1	2	1.8682/1.8692 47.452/47.478	2.0090/2.0110 51.029/51.079	0.745 18.92	0.0694 1.763
	S 534/3	2	3-4	1.8682/1.8692 47.452/47.478	1.9990/2.0010 50.775/50.825	0.740 18.80	0.0644 1.636
	S 534/5	1	5	1.8682/1.8692 47.452/47.478	2.0090/2.0110 51.029/51.079	0.940 23.88	0.0694 1.763
	S 534/1	1	1	1.8682/1.8692 47.452/47.478	2.0190/2.0210 51.283/51.333	0.740 18.80	0.0744 1.890
	S 534/2	1	2	1.8682/1.8692 47.452/47.478	2.0090/2.0110 51.029/51.079	0.745 18.92	0.0694 1.763
	S 534/3	2	3-4	1.8682/1.8692 47.452/47.478	1.9990/2.0010 50.775/50.825	0.740 18.80	0.0644 1.636
	S 534/5	1	5	1.8682/1.8692 47.452/47.478	2.0090/2.0110 51.029/51.079	0.940 23.88	0.0694 1.763
	S 534/2	1	2	1.8682/1.8692 47.452/47.478	1.9990/2.0010 50.775/50.825	0.740 18.80	0.0644 1.636
S 534/3	2	3-4	1.8682/1.8692 47.452/47.478	2.0090/2.0110 51.029/51.079	0.940 23.88	0.0694 1.763	









General Motors				General Motors			
 King Set No.	 Part No.	 Qty.	 Position	 Crankshaft Diameter	 Housing Diameter	 Length	 Wall Thickness
MB 554AM <i>crank flange length mm</i> STD 43.64/43.59 010 43.66/43.61 020 43.66/43.61 030 43.66/43.61 040 43.66/43.61 050 43.66/43.61 060 43.89/43.84	M 554U M 554L	4 Pairs	1,2,3,4	2.2983/2.2993 58.377/58.402	2.4906/2.4916 63.261/63.287	0.806 20.48	0.0955 2.426
	F 554U F 554L	1 Pair	5	2.2978/2.2988 58.364/58.390	2.4906/2.4916 63.261/63.287	1.722 43.74	0.0956 2.428
CR 803HPN STD/STDX/001/010/010X/011/020/030 Optional to CR 803AM (Race bearings, Bi-metal [Alecular]) Narrowed	C 803U C 803L	8 Pairs		1.9990/2.0000 50.775/50.800	1.1247/2.1252 28.567/53.980	0.787 20.00	0.0622 1.580
CR 803XPN STD/STDX/001/010 Optional to CR 803AM (Race bearings, Tri-metal [pMax Black]) Narrowed	C 803U/N C 803L/N	8 Pairs		1.9990/2.0000 50.775/50.800	1.1247/2.1252 28.567/53.980	0.787 20.00	0.0622 1.580
CR 803XPND Optional to CR 803AM (Race bearings, Tri-metal [pMax Black]) Narrowed, with dowel hole	C 803U/N C 803L/ND	8 Pairs		1.9990/2.0000 50.775/50.800	1.1247/2.1252 28.567/53.980	0.787 20.00	0.0622 1.580
CR 867XPN STD/001/010 Optional to CR 803AM (Race bearings, Tri-metal [pMax Black]) 327 crank journal w/ 350 rod Narrowed	C 867U/N C 867L/N	8 Pairs		1.9990/2.0000 50.775/50.800	2.2250 56.515	0.791 20.10	0.1119 2.842
MB 554XP Optional to MB 554AM (Race bearings, Tri-metal [pMax Black]) <i>crank flange length mm</i> STD 43.64/43.59 010 43.64/43.59	M 554U-PR M 554L-PR	4 Pairs	1,2,3,4	2.2983/2.2993 58.377/58.402	2.4906/2.4916 63.261/63.287	0.806 20.48	0.0955 2.426
	F 554U-PR F 554L-PR	1 Pair	5	2.2978/2.2988 58.364/58.390	2.4906/2.4916 63.261/63.287	1.722 43.74	0.0956 2.428
54	265CI 4.3Liter OHV, 16 Valves, vin S, Gasoline	01/1980 - 12/1981	4342 cc	95.25 X 76.20	8 cyl		54
	301CI 4.9Liter OHV, 16 Valves, vin W,Y, Gasoline	01/1977 - 12/1981	4932 cc	101.60 X 76.20	8 cyl		
	301CI 4.9Liter OHV, 16 Valves, vin T, Gasoline Turbocharged	01/1980 - 12/1981	4932 cc	101.60 X 76.20	8 cyl		
CR 811SI STD/010/020/030	C 811	8 Pairs		1.9950/2.0005 50.673/50.813	2.1247/2.1252 53.967/53.980	0.740 18.80	0.0619 1.572
CS 511BB 010	S 511	5	1-2-3-4-5	1.8992/1.8997 48.240/48.252	2.0297/2.0317 51.554/51.605	0.680 17.27	0.0644 1.636
MB5517AM <i>crank flange length mm</i> STD 26.87/26.82 010 26.90/26.85 020 26.90/26.85 030 26.90/26.85 040 26.90/26.85	M5517/1U M5517/1L	3 Pairs	1,2,3	2.9995/3.0005 76.187/76.213	3.1880/3.1890 80.975/81.001	0.868 22.05	0.0935 2.375
	M5511/5U M5511/5L	1 Pair	5	2.9995/3.0005 76.187/76.213	3.1880/3.1890 80.975/81.001	1.594 40.48	0.0936 2.377
	F5517U F5517L	1 Pair	4	2.9995/3.0005 76.187/76.213	3.1880/3.1890 80.975/81.001	1.062 26.97	0.0935 2.375
55	287CI 4.7Liter OHV, 16 Valves, Gasoline	01/1955 - 12/1955	4707 cc	95.25 X 82.55	8 cyl		55
	316CI 5.2Liter OHV, 16 Valves, Gasoline	01/1955 - 12/1956	5179 cc	100.03 X 82.55	8 cyl		
	336CI 5.5Liter OHV, 16 Valves, Gasoline	01/1958 - 12/1959	5506 cc	98.43 X 90.50	8 cyl		
	347CI 5.7Liter OHV, 16 Valves, Gasoline	01/1957 - 12/1957	5687 cc	100.03 X 90.50	8 cyl		
	370CI 6.1Liter OHV, 16 Valves, Gasoline	01/1958 - 12/1958	6064 cc	103.20 X 90.50	8 cyl		

General Motors				General Motors			
							
King Set No.	Part No.	Qty.	Position	Crankshaft Diameter	Housing Diameter	Length	Wall Thickness
CR 815CP STD/010/020/030/040	C 815	8 Pairs		2.2488/2.2498 57.120/57.145	2.3745/2.3750 60.312/60.325	0.885 22.48	0.0619 1.572
CS 538BB							
56	292CI 4.8Liter OHV, 12 Valves, vin S,T, Gasoline	01/1963 - 12/1989	4785 cc	98.43 X 104.78	6 cyl		56
CR 641SI STD/010/020/030/040/060	C 807	6 Pairs		2.0990/2.1000 53.315/53.340	2.2247/2.2252 56.507/56.520	0.839 21.30	0.0621 1.577
CS 402BB 1963-1970							
CS 405BB 1971-1989							
MB 752SI <i>crank flange length mm</i> STD 25.63/25.58 010 25.66/25.61 020 25.66/25.61 030 25.66/25.61 040 25.66/25.61	M 752U M 752L F 752U F 752L	6 Pairs 1 Pair	1,2,3,4, 5,6 7	2.2983/2.2993 58.377/58.402 2.2983/2.2993 58.377/58.402	2.4906/2.4916 63.261/63.287 2.4906/2.4916 63.261/63.287	0.806 20.48 1.013 25.73	0.0955 2.426 0.0955 2.426
57	294CI 4.8Liter GEN III w/ cast iron block, OHV, 16 Valves, vin A,C,V, Gasoline	01/1999 - 12/2010	4817 cc	96.00 X 83.00	8 cyl		57
	325CI 5.3Liter w/ aluminum block, OHV, 16 Valves, vin C, Gasoline	01/2005 - 12/2009	5328 cc	96.00 X 92.00	8 cyl		
	346CI 5.7Liter w/ aluminum block, OHV, 16 Valves, vin S, Gasoline	01/2001 - 12/2006	5665 cc	99.00 X 92.00	8 cyl		
	346CI 5.7Liter GEN III w/ aluminum block, OHV, 16 Valves, vin G, Gasoline	01/1997 - 12/2005	5666 cc	99.00 X 92.00	8 cyl		
	364CI 6.0Liter GEN IV w/ aluminum block, OHV, 16 Valves, vin H,K,N,U,Y, Gasoline	01/1999 - 12/2010	5967 cc	101.60 X 92.00	8 cyl		
CR 807SI STD/STDX/001/002/010/010X/020/030/040/050/060	C 807	8 Pairs		2.0990/2.1000 53.315/53.340	2.2247/2.2252 56.507/56.520	0.839 21.30	0.0621 1.577
CS5503BB 1997-2002							
MB5293SI <i>crank flange length mm</i> STD 26.08/26.03 010 26.11/26.06 020 26.11/26.06 030 26.11/26.06 040 26.11/26.06	M5293U M5293L F5293U F5293L	4 Pairs 1 Pair	1,2,4,5 3	2.5588/2.5593 64.994/65.006 2.5588/2.5593 64.994/65.006	2.7509/2.7514 69.873/69.886 2.7509/2.7514 69.873/69.886	0.805 20.45 1.031 26.18	0.0955 2.426 0.0955 2.426
CR 807HPN STD/STDX/001/010/010X/011/020/020X/021/030 Optional to CR 807SI (Race bearings, Bi-metal [Alecular]) Narrowed	C 807U/N C 807L/N	8 Pairs		2.0990/2.1000 53.315/53.340	2.2247/2.2252 56.507/56.520	0.791 20.10	0.0619 1.572
CR 807HPND STD/STDX/001/010/010X/011/020/020X/021/030 Optional to CR 807SI (Race bearings, Bi-metal [Alecular]) Narrowed, with dowel hole	C 807U/N C 807L/ND	8 Pairs		2.0990/2.1000 53.315/53.340	2.2247/2.2252 56.507/56.520	0.791 20.10	0.0619 1.572
CR 807XPN STD/STDX/001/010/010X/011/020/020X/021/030 Optional to CR 807SI (Race bearings, Tri-metal [pMax Black]) Narrowed	C 807U/N C 807L/N	8 Pairs		2.0990/2.1000 53.315/53.340	2.2247/2.2252 56.507/56.520	0.791 20.10	0.0619 1.572

General Motors				General Motors			
							
King Set No.	Part No.	Qty.	Position	Crankshaft Diameter	Housing Diameter	Length	Wall Thickness
CR 807XPND STD/STDX/001/010 Optional to CR 807SI (Race bearings, Tri-metal [pMax Black]) Narrowed, with dowel hole	C 807U/N C 807L/ND	8 Pairs		2.0990/2.1000 53.315/53.340	2.2247/2.2252 56.507/56.520	0.791 20.10	0.0619 1.572
CR 865SI STD/010/020/030/040 Optional to CR 807SI (housing bore +.002")	C 865	8 Pairs		2.0990/2.1000 53.315/53.340	2.2267/2.2272 56.558/56.571	0.839 21.30	0.0631 1.603
MB5013XP Optional to MB5293SI (Race bearings, Tri-metal [pMax Black]) 1/2 Groove crank flange length mm STD 26.08/26.03 STDX 26.08/26.03 001 26.08/26.03 010 26.08/26.03 010X 26.08/26.03 011 26.08/26.03 020 26.08/26.03	M5013U/PR M5013L/PR	4 Pairs	1,2,4,5	2.5588/2.5593 64.994/65.006	2.7509/2.7514 69.873/69.886	0.805 20.45	0.0956 2.428
	F5013U/PR F5013L/PR	1 Pair	3	2.5588/2.5593 64.994/65.006	2.7509/2.7514 69.873/69.886	1.031 26.18	0.0956 2.428
58	300CI 4.9Liter OHV, 16 Valves, Gasoline	01/1964 - 12/1967	4914 cc	95.25 X 86.36	8 cyl		58
CR 811SI STD/010/020/030	C 811	8 Pairs		1.9950/2.0005 50.673/50.813	2.1247/2.1252 53.967/53.980	0.740 18.80	0.0619 1.572
59	303CI 5.0Liter OHV, 16 Valves, Gasoline	01/1950 - 12/1953	4963 cc	95.25 X 87.33	8 cyl		59
	324CI 5.3Liter OHV, 16 Valves, Gasoline	01/1954 - 12/1956	5310 cc	98.43 X 87.33	8 cyl		
CR 815CP STD/010/020/030/040	C 815	8 Pairs		2.2488/2.2498 57.120/57.145	2.3745/2.3750 60.312/60.325	0.885 22.48	0.0619 1.572
60	326CI 5.3Liter OHV, 16 Valves, Gasoline	01/1963 - 12/1967	5343 cc	94.46 X 95.25	8 cyl		60
	350CI 5.7Liter OHV, 16 Valves, vin A,B,E,K,M,N,P, Gasoline	01/1968 - 12/1977	5733 cc	98.43 X 95.25	8 cyl		
	389CI 6.4Liter OHV, 16 Valves, Gasoline	01/1959 - 12/1966	6376 cc	103.20 X 95.25	8 cyl		
	400CI 6.6Liter OHV, 16 Valves, vin S, Gasoline	01/1967 - 12/1979	6556 cc	104.65 X 95.25	8 cyl		
CR 815CP STD/010/020/030/040	C 815	8 Pairs		2.2488/2.2498 57.120/57.145	2.3745/2.3750 60.312/60.325	0.885 22.48	0.0619 1.572
CS 511BB 010 1963-1979	S 511	5	1-2-3-4-5	1.8992/1.8997 48.240/48.252	2.0297/2.0317 51.554/51.605	0.680 17.27	0.0644 1.636
CS 538BB 1959-1962							
MB5511AM crank flange length mm STD 28.83/28.78 010 28.86/28.81 020 28.86/28.81	M5511/1U M5511/1L	3 Pairs	1,2,3	2.9990/3.0000 76.175/76.200	3.1880/3.1890 80.975/81.001	0.942 23.92	0.0936 2.377
	M5511/5U M5511/5L	1 Pair	5	2.9990/3.0000 76.175/76.200	3.1880/3.1890 80.975/81.001	1.594 40.48	0.0936 2.377
	F5511U F5511L	1 Pair	4	2.9990/3.0000 76.175/76.200	3.1880/3.1890 80.975/81.001	1.139 28.93	0.0936 2.377

General Motors				General Motors			
 King Set No.	 Part No.	 Qty.	 Position	 Crankshaft Diameter	 Housing Diameter	 Length	 Wall Thickness
MB5523AM <i>crank flange length mm</i> STD 28.83/28.78 010 28.86/28.81 020 28.86/28.81 030 28.86/28.81	M5511/1U	3 Pairs	1,2,3	2.9990/3.0000 76.175/76.200	3.1880/3.1890 80.975/81.001	0.942 23.92	0.0936 2.377
	M5511/5U M5511/5L	1 Pair	5	2.9990/3.0000 76.175/76.200	3.1880/3.1890 80.975/81.001	1.594 40.48	0.0936 2.377
	F5511U	1 Pair	4	2.9990/3.0000 76.175/76.200	3.1880/3.1890 80.975/81.001	1.139 28.93	0.0936 2.377
	M5511/1U	3 Pairs		2.9990/3.0000 76.175/76.200	3.1880/3.1890 80.975/81.001	0.942 23.92	0.0936 2.377
	M5511/5U M5511/5L	1 Pair	5	2.9990/3.0000 76.175/76.200	3.1880/3.1890 80.975/81.001	1.594 40.48	0.0936 2.377
	M5511/5U M5511/5L	1 Pair	4	2.9990/3.0000 76.175/76.200	3.1880/3.1890 80.975/81.001	1.139 28.93	0.0936 2.377
	F5704U	1 Pair					
61	330CI 5.4Liter First Series, OHV, 16 Valves, Gasoline	01/1964 - 12/1964	5405 cc	100.03 X 85.98	8 cyl		61
CR 817AM STD/010/020/030/040	C 817	8 Pairs		2.1238/2.1248 53.945/53.970	2.2495/2.2500 57.137/57.150	0.831 21.10	0.0618 1.570
CS 509BB							
62	340CI 5.6Liter OHV, 16 Valves, Gasoline	01/1966 - 12/1967	5573 cc	95.25 X 97.79	8 cyl		62
	350CI 5.7Liter OHV, 16 Valves, vin B,H,J,K,X, Gasoline	01/1968 - 12/1981	5735 cc	96.52 X 97.79	8 cyl		
CR 811SI STD/010/020/030	C 811	8 Pairs		1.9950/2.0005 50.673/50.813	2.1247/2.1252 53.967/53.980	0.740 18.80	0.0619 1.572
CS 508BB 1968-1981							
MB5516AM <i>crank flange length mm</i> STD 26.87/26.82 010 26.90/26.85 020 26.90/26.85 040 26.90/26.85	M5517/1U M5517/1L	3 Pairs	1,2,4	2.9995/3.0005 76.187/76.213	3.1880/3.1890 80.975/81.001	0.868 22.05	0.0935 2.375
	M5516/5U M5516/5L	1 Pair	5	2.9995/3.0005 76.187/76.213	3.1880/3.1890 80.975/81.001	0.868 22.05	0.0935 2.375
	F5517U F5517L	1 Pair	3	2.9995/3.0005 76.187/76.213	3.1880/3.1890 80.975/81.001	1.062 26.97	0.0935 2.375
63	348CI 5.7Liter OHV, 16 Valves, Gasoline	01/1958 - 12/1965	5704 cc	104.78 X 82.55	8 cyl		63
	409CI 6.7Liter OHV, 16 Valves, Gasoline	01/1961 - 12/1965	6704 cc	109.55 X 88.90	8 cyl		
CR 808SI STD/001/010/020/030/040/060	C 808	8 Pairs		2.1990/2.2000 55.855/55.880	2.3247/2.3252 59.047/59.060	0.891 22.64	0.0621 1.577
CS 542BB							
CR 808HPN STD/STDx/001/010/010X/011/020/020X/021/030 Optional to CR 808SI (Race bearings, Bi-metal [Alecular]) Narrowed	C 808U/N C 808L/N	8 Pairs		2.1990/2.2000 55.855/55.880	2.3247/2.3252 59.047/59.060	0.839 21.30	0.0619 1.572
CR 808HPND STD/STDx/001/010/010X/011/020/030 Optional to CR 808SI (Race bearings, Bi-metal [Alecular]) Narrowed, with dowel hole	C 808U/N C 808L/ND	8 Pairs		2.1990/2.2000 55.855/55.880	2.3247/2.3252 59.047/59.060	0.839 21.30	0.0619 1.572
CR 808XPN STD/STDx/001/010/010X/011/020/020X/021/030 Optional to CR 808SI (Race bearings, Tri-metal [pMax Black]) Narrowed, without dowel hole	C 808U/N C 808L/N	8 Pairs		2.1990/2.2000 55.855/55.880	2.3247/2.3252 59.047/59.060	0.839 21.30	0.0619 1.572









General Motors				General Motors			
 King Set No.	 Part No.	 Qty.	 Position	 Crankshaft Diameter	 Housing Diameter	 Length	 Wall Thickness
CR 808XPND Optional to CR 808SI (Race bearings, Tri-metal [pMax Black]) Narrowed with dowel hole	C 808U/N C 808L/ND	8 Pairs		2.1990/2.2000 55.855/55.880	2.3247/2.3252 59.047/59.060	0.839 21.30	0.0619 1.572
CR8015SI STD/010/020/030 Optional to CR 808SI (housing bore +.002")	C8015	8 Pairs		2.1990/2.2000 55.855/55.880	2.3267/2.3272 59.098/59.111	0.891 22.64	0.0631 1.603
64	366CI 6.0Liter OHV, 16 Valves, Gasoline	01/1966 - 12/1998	5999 cc	100.00 X 95.66	8 cyl		64
	396CI 6.6Liter OHV, 16 Valves, vin E,Y, Gasoline	01/1965 - 12/1970	6489 cc	104.78 X 95.66	8 cyl		
	402CI 6.6Liter OHV, 16 Valves, vin E,K,S,U, Gasoline	01/1970 - 12/1972	6588 cc	104.78 X 95.66	8 cyl		
	427CI 7.0Liter OHV, 16 Valves, vin E, Gasoline	01/1966 - 12/1998	6997 cc	107.95 X 95.66	8 cyl		
	454CI 7.4Liter OHV, 16 Valves, vin B,D,E,L,N,S,V,W,X,Y,Z, Gasoline	01/1970 - 12/1999	7439 cc	107.95 X 101.60	8 cyl		
	502CI 8.2Liter Gen IV, V, VI, OHV, 16 Valves, Gasoline	01/1990 - 12/2001	8200 cc	113.54 X 101.60	8 cyl		
CR 808SI STD/001/010/020/030/040/060	C 808	8 Pairs		2.1990/2.2000 55.855/55.880	2.3247/2.3252 59.047/59.060	0.891 22.64	0.0621 1.577
CS 524BB 1967-1995							
CS4404BB 1965-1966							
MB 556SI crank flange length mm STD 46.00/45.95 001 46.03/45.98 010 46.03/45.98 020 46.03/45.98 030 46.03/45.98 040 46.03/45.98	M 556U M 556L F 556U F 556L	4 Pairs 1 Pair	1,2,3,4 5	2.7485/2.7495 69.812/69.837 2.7478/2.7488 69.794/69.820	2.9370/2.9380 74.600/74.625 2.9370/2.9380 74.600/74.625	1.043 26.50 1.815 46.10	0.0935 2.375 0.0935 2.375
CR 808HPN STD/STDX/001/010/010X/011/020/020X/021/030 Optional to CR 808SI (Race bearings, Bi-metal [Alecular]) Narrowed	C 808U/N C 808L/N	8 Pairs		2.1990/2.2000 55.855/55.880	2.3247/2.3252 59.047/59.060	0.839 21.30	0.0619 1.572
CR 808HPND STD/STDX/001/010/010X/011/020/030 Optional to CR 808SI (Race bearings, Bi-metal [Alecular]) Narrowed, with dowel hole	C 808U/N C 808L/ND	8 Pairs		2.1990/2.2000 55.855/55.880	2.3247/2.3252 59.047/59.060	0.839 21.30	0.0619 1.572
CR 808XPN STD/STDX/001/010/010X/011/020/020X/021/030 Optional to CR 808SI (Race bearings, Tri-metal [pMax Black]) Narrowed, without dowel hole	C 808U/N C 808L/N	8 Pairs		2.1990/2.2000 55.855/55.880	2.3247/2.3252 59.047/59.060	0.839 21.30	0.0619 1.572
CR 808XPND Optional to CR 808SI (Race bearings, Tri-metal [pMax Black]) Narrowed with dowel hole	C 808U/N C 808L/ND	8 Pairs		2.1990/2.2000 55.855/55.880	2.3247/2.3252 59.047/59.060	0.839 21.30	0.0619 1.572
CR8015SI STD/010/020/030 Optional to CR 808SI (housing bore +.002")	C8015	8 Pairs		2.1990/2.2000 55.855/55.880	2.3267/2.3272 59.098/59.111	0.891 22.64	0.0631 1.603
MB 556HP Optional to MB 556SI (Race bearings, Bi-metal [Alecular]) 1/2 Groove crank flange length mm STD 46.00/45.95 STDX 46.00/45.95 001 46.00/45.95 010 46.00/45.95 010X 46.00/45.95 011 46.00/45.95 020 46.00/45.95 020X 46.00/45.95 030 46.00/45.95	M 556U/PR M 556L/PRH F 556U/PR F 556L/PRH	4 Pairs 1 Pair	1,2,3,4 5	2.7482/2.7492 69.804/69.830 2.7478/2.7488 69.794/69.820	2.9370/2.9380 74.600/74.625 2.9370/2.9380 74.600/74.625	1.043 26.50 1.815 46.10	0.0935 2.375 0.0935 2.375

General Motors				General Motors			
							
King Set No.	Part No.	Qty.	Position	Crankshaft Diameter	Housing Diameter	Length	Wall Thickness
MB 556X Optional to MB 556SI (Race bearings, Tri-metal [pMax Black]) 1/2 Groove crank flange length mm STD 46.00/45.95 STDX 46.00/45.95 001 46.00/45.95 010 46.00/45.95 010X 46.00/45.95 011 46.00/45.95 020 46.00/45.95 020X 46.00/45.95 030 46.00/45.95	M 556U/PR M 556L/PR	4 Pairs	1,2,3,4	2.7482/2.7492 69.804/69.830	2.9370/2.9380 74.600/74.625	1.043 26.50	0.0935 2.375
	F 556U/PR F 556L/PR	1 Pair	5	2.7478/2.7488 69.794/69.820	2.9370/2.9380 74.600/74.625	1.815 46.10	0.0935 2.375
MB5212AM Optional to MB 556SI (flange O/S .010") crank flange length mm 040 46.25/46.20 050 46.25/46.20	M 556U M 556L	4 Pairs	1,2,3,4	2.7485/2.7495 69.812/69.837	2.9370/2.9380 74.600/74.625	1.044 26.52	0.0936 2.377
	F5212U F5212L	1 Pair	5	2.7478/2.7488 69.794/69.820	2.9370/2.9380 74.600/74.625	1.811 46.00	0.0936 2.377
MB5213AM Optional to MB 556SI (flange O/S .020") crank flange length mm 010 46.50/46.45 020 46.50/46.45	M 556U M 556L	4 Pairs	1,2,3,4	2.7485/2.7495 69.812/69.837	2.9370/2.9380 74.600/74.625	1.043 26.50	0.0935 2.375
	F5213U F5213L	1 Pair	5	2.7478/2.7488 69.794/69.820	2.9370/2.9380 74.600/74.625	1.815 46.10	0.0935 2.375
MB5274SI Optional to MB 556SI (housing bore +.020") crank flange length mm STD 46.00/45.95 010 46.03/45.98 020 46.03/45.98	M5274U M5274L	4 Pairs	1,2,3,4	2.7485/2.7495 69.812/69.837	2.9570/2.9580 75.108/75.133	1.043 26.50	0.1035 2.629
	F5274U F5274L	1 Pair	5	2.7478/2.7488 69.794/69.820	2.9570/2.9580 75.108/75.133	1.815 46.10	0.1035 2.629
65	379CI 6.2Liter OHV, 16 Valves, vin C,J, Diesel	01/1982 - 12/1993	6210 cc	101.00 X 97.00	8 cyl		
	395CI 6.5Liter OHV, 16 Valves, vin P,Y, Diesel	01/1994 - 12/1999	6472 cc	103.00 X 97.00	8 cyl		
	395CI 6.5Liter OHV, 16 Valves, vin F,S,Z, Diesel Turbocharged	01/1992 - 12/2004	6472 cc	103.00 X 97.00	8 cyl		
CR 873CP STD/.026/0.25/0.5/0.75/1.0	C 873	8 Pairs	1,2,3,4, 5,6,7,8	2.3992/2.3982 60.940/60.914	2.5256/2.5246 64.150/64.125	0.900 22.85	0.0620 1.575
MB5257SI crank flange length mm STD 28.70/28.65 STDX 28.70/28.65 .013 28.73/28.68 .026 28.73/28.68 0.25 28.73/28.68 0.5 28.73/28.68 0.75 28.73/28.68 1.0 28.73/28.68	M5257/1 M5181/1L	3 Pairs	1,2,4	2.9495/2.9504 74.917/74.940	3.1427/3.1437 79.825/79.850	0.896 22.75	0.0954 2.423
	F5257 F5181L	1 Pair	3	2.9493/2.9503 74.912/74.938	3.1427/3.1437 79.825/79.850	1.134 28.80	0.0954 2.423
	M5257/5 M5181/5L	1 Pair	5	2.9495/2.9504 74.917/74.940	3.1427/3.1437 79.825/79.850	1.390 35.30	0.0954 2.423
MB5258CP Optional to MB5257SI (flange O/S 0.25mm) crank flange length mm 0.25 28.95/28.90 0.5 28.95/28.90	M5257/1 M5181/1L	3 Pairs	1,2,4	2.9495/2.9504 74.917/74.940	3.1427/3.1437 79.825/79.850	0.896 22.75	0.0955 2.426
	F5258U F5258L	1 Pair	3	2.9493/2.9503 74.912/74.938	3.1427/3.1437 79.825/79.850	1.134 28.80	0.0955 2.426
	M5257/5 M5181/5L	1 Pair	5	2.9495/2.9504 74.917/74.940	3.1427/3.1437 79.825/79.850	1.390 35.30	0.0955 2.426
MB5363SI Optional to MB5257SI (housing bore +.020") crank flange length mm STD 28.70/28.65 0.25 28.73/28.68 0.5 28.73/28.68	M5363/1U M5363/1L	3 Pairs	1,2,4	2.9495/2.9504 74.917/74.940	3.1627/3.1637 80.333/80.358	0.896 22.75	0.1054 2.677
	F5363U F5363L	1 Pair	3	2.9493/2.9503 74.912/74.938	3.1627/3.1637 80.333/80.358	1.134 28.80	0.1054 2.677
	M5363/5U M5363/5L	1 Pair	5	2.9495/2.9504 74.917/74.940	3.1627/3.1637 80.333/80.358	1.390 35.30	0.1054 2.677

General Motors

General Motors

King Set No.		Part No.	Qty.	Position	Crankshaft Diameter	Housing Diameter	Length	Wall Thickness
66	400CI 6.6Liter OHV, 16 Valves, vin E,K,R,U, Gasoline	01/1970 - 12/1980	6555 cc	104.78 X 95.25	8 cyl			66
CR 807SI STD/STDX/001/002/010/010X/020/030/040/050/060	C 807	8 Pairs			2.0990/2.1000 53.315/53.340	2.2247/2.2252 56.507/56.520	0.839 21.30	0.0621 1.577
CS 507BB STD	S 507/1	1	1		1.8682/1.8692 47.452/47.478	2.0190/2.0210 51.283/51.333	0.740 18.80	0.0744 1.890
	S 507/2	2	2,5		1.8682/1.8692 47.452/47.478	2.0090/2.0110 51.029/51.079	0.745 18.92	0.0694 1.763
	S 507/3	2	3-4		1.8682/1.8692 47.452/47.478	1.9990/2.0010 50.775/50.825	0.740 18.80	0.0644 1.636
MB 509SI crank flange length mm STD 43.64/43.59 010 43.67/43.62 020 43.67/43.62 030 43.67/43.62 040 43.67/43.62	M 509U M 509L	4 Pairs	1,2,3,4		2.6484/2.6493 67.269/67.292	2.8406/2.8415 72.151/72.174	0.806 20.47	0.0954 2.423
	F 509U F 509L	1 Pair	5		2.6479/2.6488 67.257/67.280	2.8406/2.8415 72.151/72.174	1.722 43.74	0.0954 2.423
CR 807HPN STD/STDX/001/010/010X/011/020/020X/021/030 Optional to CR 807SI (Race bearings, Bi-metal [Alecular]) Narrowed	C 807U/N C 807L/N	8 Pairs			2.0990/2.1000 53.315/53.340	2.2247/2.2252 56.507/56.520	0.791 20.10	0.0619 1.572
CR 807HPND STD/STDX/001/010/010X/011/020/020X/021/030 Optional to CR 807SI (Race bearings, Bi-metal [Alecular]) Narrowed, with dowel hole	C 807U/N C 807L/ND	8 Pairs			2.0990/2.1000 53.315/53.340	2.2247/2.2252 56.507/56.520	0.791 20.10	0.0619 1.572
CR 807XPN STD/STDX/001/010/010X/011/020/020X/021/030 Optional to CR 807SI (Race bearings, Tri-metal [pMax Black]) Narrowed	C 807U/N C 807L/N	8 Pairs			2.0990/2.1000 53.315/53.340	2.2247/2.2252 56.507/56.520	0.791 20.10	0.0619 1.572
CR 807XPND STD/STDX/001/010 Optional to CR 807SI (Race bearings, Tri-metal [pMax Black]) Narrowed, with dowel hole	C 807U/N C 807L/ND	8 Pairs			2.0990/2.1000 53.315/53.340	2.2247/2.2252 56.507/56.520	0.791 20.10	0.0619 1.572
CR 865SI STD/010/020/030/040 Optional to CR 807SI (housing bore +.002")	C 865	8 Pairs			2.0990/2.1000 53.315/53.340	2.2267/2.2272 56.558/56.571	0.839 21.30	0.0631 1.603
MB 509HP Optional to MB 509SI (Race bearings, Bi-metal [Alecular]) 1/2 Groove crank flange length mm STD 43.64/43.59 STDX 43.64/43.59 001 43.64/43.59 010 43.64/43.59 010X 43.64/43.59 011 43.64/43.59 020 43.64/43.59 020X 43.64/43.59 021 43.64/43.59 030 43.64/43.59	M 509U/PR M 509L/PRH	4 Pairs	1,2,3,4		2.6484/2.6493 67.269/67.292	2.8406/2.8416 72.151/72.177	0.806 20.47	0.0954 2.423
	F 509U/PR F 509L/PRH	1 Pair	5		2.6484/2.6493 67.269/67.292	2.8406/2.8416 72.151/72.177	1.722 43.74	0.0954 2.423
MB 509XP Optional to MB 509SI (Race bearings, Tri-metal [pMax Black]) 1/2 Groove crank flange length mm STD 43.64/43.59 STDX 43.64/43.59 001 43.64/43.59 010 43.64/43.59 020 43.64/43.59 030 43.64/43.59	M 509U/PR M 509L/PR	4 Pairs	1,2,3,4		2.6484/2.6493 67.269/67.292	2.8406/2.8416 72.151/72.177	0.806 20.47	0.0954 2.423
	F 509U/PR F 509L/PR	1 Pair	5		2.6484/2.6493 67.269/67.292	2.8406/2.8416 72.151/72.177	1.722 43.74	0.0954 2.423

General Motors				General Motors			
							
King Set No.	Part No.	Qty.	Position	Crankshaft Diameter	Housing Diameter	Length	Wall Thickness
MB5224AM STD Optional to MB 509SI (Spacer set for use of Chevy 350 crank in 400 small block. To use with Chevy 350 main bearing (MB 557SI))	M5224/1U M5224/1L	4 Pairs	1,2,3,4	2.6484/2.6493 67.269/67.292	2.8406/2.8415 72.151/72.174	0.806 20.47	0.1001 2.543
	M5224/5U M5224/5L	1 Pair	5	2.6479/2.6488 67.257/67.280	2.8406/2.8415 72.151/72.174	1.457 37.00	0.1001 2.543
67	421CI 6.9Liter OHV, 16 Valves, Gasoline	01/1963 - 12/1966	6900 cc	103.99 X 101.60	8 cyl		67
	428CI 7.0Liter OHV, 16 Valves, Gasoline	01/1967 - 12/1969	7014 cc	104.65 X 101.60	8 cyl		
	455CI 7.5Liter OHV, 16 Valves, vin T,U,V,W,Y, Gasoline	01/1970 - 12/1976	7456 cc	105.41 X 106.93	8 cyl		
	455CI 7.5Liter OHV, 16 Valves, vin X, Gasoline	01/1971 - 12/1974	7456 cc	105.41 X 106.93	8 cyl		
CR 815CP STD/010/020/030/040	C 815	8 Pairs		2.2488/2.2498 57.120/57.145	2.3745/2.3750 60.312/60.325	0.885 22.48	0.0619 1.572
68	496CI 8.1Liter Vortec, OHV, 16 Valves, vin E,G, Gasoline	01/2001 - 12/2007	8135 cc	107.95 X 111.00	8 cyl		68
	CR 808SI STD/001/010/020/030/040/060	C 808	8 Pairs		2.1990/2.2000 55.855/55.880	2.3247/2.3252 59.047/59.060	0.891 22.64
CS 524BB							
MB5682SI <i>crank flange length mm</i> STD 45.99/45.94 010 46.02/45.97 020 46.02/45.97 030 46.02/45.97	M5682U M5682L	4 Pairs	1,2,3,4	2.7482/2.7498 69.804/69.845	2.9373/2.9378 74.607/74.620	1.043 26.50	0.0940 2.388
	F5682U F5682L	1 Pair	5	2.7482/2.7498 69.804/69.845	2.9373/2.9378 74.607/74.620	1.815 46.09	0.0940 2.388
CR 808HPN STD/STD/001/010/010X/011/020/020X/021/030 Optional to CR 808SI (Race bearings, Bi-metal [Alecular]) Narrowed	C 808U/N C 808L/N	8 Pairs		2.1990/2.2000 55.855/55.880	2.3247/2.3252 59.047/59.060	0.839 21.30	0.0619 1.572
CR 808HPND STD/STD/001/010/010X/011/020/030 Optional to CR 808SI (Race bearings, Bi-metal [Alecular]) Narrowed, with dowel hole	C 808U/N C 808L/ND	8 Pairs		2.1990/2.2000 55.855/55.880	2.3247/2.3252 59.047/59.060	0.839 21.30	0.0619 1.572
CR 808XPN STD/STD/001/010/010X/011/020/020X/021/030 Optional to CR 808SI (Race bearings, Tri-metal [pMax Black]) Narrowed, without dowel hole	C 808U/N C 808L/N	8 Pairs		2.1990/2.2000 55.855/55.880	2.3247/2.3252 59.047/59.060	0.839 21.30	0.0619 1.572
CR 808XPND Optional to CR 808SI (Race bearings, Tri-metal [pMax Black]) Narrowed with dowel hole	C 808U/N C 808L/ND	8 Pairs		2.1990/2.2000 55.855/55.880	2.3247/2.3252 59.047/59.060	0.839 21.30	0.0619 1.572
CR8015SI STD/010/020/030 Optional to CR 808SI (housing bore +.002")	C8015	8 Pairs		2.1990/2.2000 55.855/55.880	2.3267/2.3272 59.098/59.111	0.891 22.64	0.0631 1.603

Engine Index: Holden

Engine-Code	Years	Cyl	CC	Line
138CI 2.3Liter		6	2262	1
149CI 2.4Liter		6	2442	1
161CI 2.6Liter		6	2638	1
179CI 2.9Liter		6	2933	1
186CI 3.0Liter		6	3048	1
XUT, LH,HJ,HQ 3.3Liter		6	3310	2
220CI 3.6L V6 DOHC 4v Alloytec 175		6	3565	3
220CI 3.6L V6 DOHC 4v Alloytec 190		6	3565	3
253CI 4.2Liter		8	4146	4
308CI 5.0Liter		8	5047	4

Holden				Holden				
King Set No.	Part No.	Qty.	Position	Crankshaft Diameter	Housing Diameter	Length	Wall Thickness	
1	138CI 2.3Liter			2262 cc	79.37 X 76.20	6 cyl		
	149CI 2.4Liter			2442 cc	82.55 X 76.20	6 cyl		
	161CI 2.6Liter			2638 cc	85.73 X 76.20	6 cyl		
	179CI 2.9Liter			2933 cc	90.47 X 76.20	6 cyl		
	186CI 3.0Liter			3048 cc	92.08 X 76.20	6 cyl		
CR6649AM STD/001/010/020/030/040	C6649	6 Pairs		1.8990/1.9000 48.235/48.260	2.0247/2.0252 51.427/51.440	0.721 18.30	0.0617 1.567	
MB7724AM <i>crank flange length mm</i> STD 25.63/25.58 010 25.63/25.58 020 25.63/25.58 030 25.63/25.58	M7724U M7724L	6 Pairs	1,2,3,4, 5,6	2.1978/2.1988 55.824/55.850	2.3906/2.3916 60.721/60.747	0.806 20.47	0.0954 2.423	
	F7724U F7724L	1 Pair	7	2.1978/2.1988 55.824/55.850	2.3906/2.3916 60.721/60.747	1.013 25.73	0.0954 2.423	
CR6649XP STD/STDX/001/010/020 Optional to CR6649AM (Race bearings, Tri-metal [pMax Black])	C6649-PR	6 Pairs		1.8990/1.9000 48.235/48.260	2.0247/2.0252 51.427/51.440	0.721 18.30	0.0619 1.572	
2	XUT, LH,HJ,HQ 3.3Liter			3310 cc	91.90 X 82.50	6 cyl		
	CR6649AM STD/001/010/020/030/040	C6649	6 Pairs		1.8990/1.9000 48.235/48.260	2.0247/2.0252 51.427/51.440	0.721 18.30	0.0617 1.567
	MB7704AM <i>crank flange length mm</i> STD 25.63/25.58 001 25.63/25.58 010 25.63/25.58 020 25.63/25.58 030 25.63/25.58	M7704U M7704L	6 Pairs	1,2,3,4, 5,6	2.4978/2.4988 63.444/63.470	2.6906/2.6916 68.341/68.367	0.796 20.22	0.0954 2.423
		F7704U F7704L	1 Pair	7	2.4978/2.4988 63.444/63.470	2.6906/2.6912 68.341/68.356	1.013 25.73	0.0954 2.423
	CR6649XP STD/STDX/001/010/020 Optional to CR6649AM (Race bearings, Tri-metal [pMax Black])	C6649-PR	6 Pairs		1.8990/1.9000 48.235/48.260	2.0247/2.0252 51.427/51.440	0.721 18.30	0.0619 1.572
MB7704XP Optional to MB7704AM (Race bearings, Tri-metal [pMax Black]) <i>crank flange length mm</i> STD 25.63/25.58 STDX 25.63/25.58 001 25.63/25.58 010 25.63/25.58 020 25.63/25.58	M7704U-PR M7704L-PR	6 Pairs	1,2,3,4, 5,6	2.4978/2.4988 63.444/63.470	2.6906/2.6916 68.341/68.367	0.811 20.60	0.0954 2.423	
	F7704U-PR F7704L-PR	1 Pair	7	2.4978/2.4988 63.444/63.470	2.6906/2.6912 68.341/68.356	1.013 25.73	0.0954 2.423	

Holden				Holden			
King Set No.	Part No.	Qty.	Position	Crankshaft Diameter	Housing Diameter	Length	Wall Thickness
3	220CI 3.6L V6 DOHC 4v Alloytec 175	3565 cc	94.00 X 82.60	6 cyl			3
	220CI 3.6L V6 DOHC 4v Alloytec 190	3565 cc	94.00 X 85.60	6 cyl			
CR6826SI STD/.026/0.25/0.5/0.75	C6826	6 Pairs		2.2044/2.2050 55.992/56.007	2.3472/2.3479 59.619/59.637	0.730 18.55	0.0710 1.803
MB4272SI <i>crank flange length mm</i> <i>STD 24.29/24.24</i> <i>.026 24.29/24.24</i> <i>0.25 24.29/24.24</i> <i>0.5 24.29/24.24</i> <i>0.75 24.29/24.24</i>	M4272U M4272L	3 Pairs		2.6768/2.6775 67.991/68.009	2.8687/2.8694 72.865/72.883	0.782 19.85	0.0956 2.428
	F4272 M4272L	1 Pair		2.6768/2.6775 67.991/68.009	2.8676/2.8694 72.837/72.883	0.960 24.39	0.0956 2.428
4	253CI 4.2Liter	4146 cc	92.08 X 77.77	8 cyl			4
	308CI 5.0Liter	5047 cc	101.60 X 77.72	8 cyl			
CR 820AM STD/001/010/020/030/040	C 820	8 Pairs		2.1240/2.1250 53.950/53.975	2.2497/2.2502 57.142/57.155	0.777 19.73	0.0619 1.572
CS 520AM							
MB5539AM <i>crank flange length mm</i> <i>STD 27.71/27.66</i> <i>001 27.71/27.66</i> <i>010 27.71/27.66</i> <i>020 27.71/27.66</i> <i>030 27.71/27.66</i> <i>040 27.71/27.66</i>	M5539U M5539L	4 Pairs	1,2,3,4	2.3978/2.3988 60.904/60.930	2.5906/2.5916 65.801/65.827	0.891 22.64	0.0954 2.423
	F5539U F5539L	1 Pair	5	2.3978/2.3988 60.904/60.930	2.5906/2.5916 65.801/65.827	1.095 27.81	0.0954 2.423
MB5381XP Optional to MB5539AM (Race bearings, Tri-metal [pMax Black]) <i>crank flange length mm</i> <i>STD 27.71/27.66</i> <i>STDX 27.71/27.66</i> <i>001 27.71/27.66</i> <i>010 27.71/27.66</i> <i>020 27.71/27.66</i>	M5381U M5381L	4 Pairs		2.3978/2.3988 60.904/60.930	2.5906/2.5916 65.801/65.827	0.891 22.64	0.0953 2.421
	F5381U F5381L	1 Pair	5	2.3978/2.3988 60.904/60.930	2.5906/2.5916 65.801/65.827	1.095 27.81	0.0953 2.421









Engine Index: Honda

Engine-Code	Years	Cyl	CC	Line
EB1 1.2Liter SOHC, 8 Valves, Gasoline	01/1973 - 12/1973	4	1169	1
ER1,ER2,ER3 1.2Liter SOHC, 8 Valves, Gasoline	11/1981 - 10/1986	4	1231	2
EB2,EB3 1.2Liter SOHC, 8 Valves, Gasoline	01/1974 - 12/1979	4	1238	1
EE 1.2Liter SOHC, 8 Valves, Gasoline	01/1975 - 12/1979	4	1238	1
EN1,EN2,EN4 1.3Liter SOHC, 8 Valves, Gasoline	01/1979 - 12/1983	4	1335	1
EJ1 1.3Liter SOHC, 8 Valves, Diesel	01/1980 - 12/1983	4	1335	1
L13A1 1.3Liter SOHC, 8 Valves, Gasoline	01/2002 - 12/2009	4	1339	3
EV2 1.3Liter SOHC, 8 Valves, Gasoline	07/1983 - 10/1987	4	1342	6
EV1 1.3Liter SOHC, 8 Valves, Gasoline	09/1983 - 10/1987	4	1342	4
D13A2 1.3Liter SOHC, 8 Valves, Gasoline	01/1987 - 12/1987	4	1342	5
ED1,ED2,ED3,ED4 1.5Liter SOHC, 8 Valves, Gasoline	12/1974 - 12/1978	4	1487	8
EC 1.5Liter SOHC, 8 Valves, Gasoline	11/1974 - 10/1979	4	1487	8
EM1 1.5Liter SOHC, 8 Valves, Gasoline	06/1979 - 10/1983	4	1487	8
D15A2,D15A3 1.5Liter SOHC, 12 Valves, Gasoline	08/1987 - 07/1988	4	1487	7
EW1,EW3,EW4 1.5Liter SOHC, 12 Valves, Gasoline	01/1984 - 12/1986	4	1488	9
D15B6 1.5Liter SOHC, 8 Valves, Gasoline	01/1988 - 12/1991	4	1493	10
D15B1,D15B2 1.5Liter SOHC, 16 Valves, Gasoline	01/1988 - 12/1991	4	1493	7
D15Z1 1.5Liter SOHC, 16 Valves, Gasoline	09/1991 - 12/1995	4	1493	7
D15B7 1.5Liter SOHC, 16 Valves, Gasoline	01/1992 - 12/1995	4	1493	7









Engine-Code	Years	Cyl	CC	Line
D15B8 1.5Liter SOHC, 8 Valves, Gasoline	01/1992 - 12/1995	4	1493	7
L15A1 1.5Liter SOHC, 16 Valves, Gasoline	01/2004 - 12/2009	4	1497	3
ZC 1.6Liter DOHC, 16 Valves, Gasoline	10/1984 - 12/1988	4	1590	11
D16A6 1.6Liter SOHC, 16 Valves, Gasoline	01/1988 - 12/1991	4	1590	11
D16Z6 1.6Liter SOHC, 16 Valves, Gasoline	01/1992 - 12/1995	4	1590	11
D16Y5 1.6Liter SOHC, 16 Valves, Gasoline	01/1996 - 12/2000	4	1590	11
D16Y7 1.6Liter SOHC, 16 Valves, Gasoline	01/1996 - 12/2000	4	1590	11
D16Y8 1.6Liter SOHC, 16 Valves, Gasoline	01/1996 - 12/2000	4	1590	11
B16A3 1.6Liter DOHC, 16 Valves, Gasoline	01/1994 - 12/1995	4	1595	12
B16A2 1.6Liter DOHC, 16 Valves, Gasoline	01/1996 - 12/2000	4	1595	12
EY 1.6Liter SOHC, 8 Valves, Gasoline	06/1983 - 10/1986	4	1598	13
EF1 1.6Liter SOHC, 12 Valves, Gasoline	04/1976 - 10/1986	4	1599	8
EG 1.6Liter SOHC, 12 Valves, Gasoline	01/1978 - 12/1979	4	1599	8
EP 1.6Liter SOHC, 8 Valves, Gasoline	02/1980 - 10/1986	4	1602	8
EL1 1.6Liter SOHC, 8 Valves, Gasoline	01/1982 - 12/1983	4	1602	8
D17A1 1.7Liter SOHC, 16 Valves, Gasoline	01/2001 - 12/2005	4	1668	14
D17A2 1.7Liter SOHC, 16 Valves, Gasoline	01/2001 - 12/2005	4	1668	14
EK,EK1 1.8Liter SOHC, 12 Valves, Gasoline	09/1978 - 06/1983	4	1751	8
R18A1 1.8Liter SOHC, 16 Valves, Gasoline	01/2006 - 12/2009	4	1798	15
ES,ES2,ES3 1.8Liter SOHC, 12 Valves, Gasoline	11/1982 - 04/1987	4	1829	16
ET1,ET2 1.8Liter SOHC, 12 Valves, Gasoline	06/1983 - 10/1986	4	1829	16
A18A1 1.8Liter SOHC, 12 Valves, Gasoline	06/1985 - 09/1989	4	1829	16
BS1 2.0Liter SOHC, 12 Valves, Gasoline	01/1985 - 12/1986	4	1955	16
A20A1,A20A3 2.0Liter SOHC, 12 Valves, Gasoline	04/1987 - 12/1989	4	1955	16
B20A3 2.0Liter SOHC, 12 Valves, Gasoline	01/1988 - 12/1990	4	1958	18
B20A5 2.0Liter DOHC, 16 Valves, Gasoline	01/1988 - 12/1991	4	1958	17
B20B4 2.0Liter DOHC, 16 Valves, Gasoline	01/1997 - 12/1998	4	1972	19
B20Z2 2.0Liter DOHC, 16 Valves, Gasoline	01/1999 - 12/2001	4	1972	19
B21A1 2.1Liter DOHC, 16 Valves, Gasoline	01/1990 - 12/1991	4	2056	17
F22A6 2.2Liter SOHC, 16 Valves, Gasoline	01/1990 - 12/1996	4	2156	20
F22A1,F22A4 2.2Liter SOHC, 16 Valves, Gasoline	01/1990 - 12/1996	4	2156	20
F22B1 2.2Liter SOHC, 16 Valves, Gasoline	01/1994 - 12/1997	4	2156	20
F22B2 2.2Liter SOHC, 16 Valves, Gasoline	01/1994 - 12/1997	4	2156	20
F22B6 2.2Liter SOHC, 16 Valves, Gasoline	01/1995 - 12/1997	4	2156	20
H22A1 2.2Liter DOHC, 16 Valves, Gasoline	01/1993 - 12/1997	4	2157	20
H22A4 2.2Liter DOHC, 16 Valves, Gasoline	01/1998 - 12/2001	4	2157	21
F23A7 2.3Liter SOHC, 16 Valves, Gasoline	01/1998 - 12/1998	4	2254	22
F23A1 2.3Liter SOHC, 16 Valves, Gasoline	01/1998 - 12/2002	4	2254	22
F23A4,F23A5 2.3Liter SOHC, 16 Valves, Gasoline	01/1998 - 12/2002	4	2254	22
H23A1 2.3Liter DOHC, 16 Valves, Gasoline	01/1992 - 12/1996	4	2259	20
4ZE1 2.6Liter SOHC, 8 Valves, Gasoline	01/1994 - 12/1996	4	2559	23
C27A4 2.7Liter SOHC, 24 Valves, Gasoline	01/1995 - 12/1997	6	2675	24
6VD1 3.2Liter SOHC, 24 Valves, Gasoline	01/1994 - 12/1997	6	3165	25
6VD1 3.2Liter DOHC, 24 Valves, Gasoline	01/1998 - 12/2002	6	3165	25
J35A1 3.5Liter SOHC, 24 Valves, Gasoline	01/1999 - 12/2001	6	3471	26
J35A3 3.5Liter SOHC, 24 Valves, Gasoline	01/2001 - 12/2002	6	3471	26
J35A4 3.5Liter SOHC, 24 Valves, Gasoline	01/2002 - 12/2004	6	3471	26
J35A6 3.5Liter SOHC, 24 Valves, Gasoline	01/2005 - 12/2010	6	3471	26
J35A7 3.5Liter SOHC, 24 Valves, Gasoline	01/2005 - 12/2010	6	3471	26
J35A9 3.5Liter SOHC, 24 Valves, Gasoline	01/2006 - 12/2008	6	3471	26
J35Z1 3.5Liter SOHC, 24 Valves, Gasoline	01/2006 - 12/2008	6	3471	26
J35Z2 3.5Liter SOHC, 24 Valves, Gasoline	01/2008 - 12/2011	6	3471	26
J35Z3 3.5Liter SOHC, 24 Valves, Gasoline	01/2008 - 12/2011	6	3471	26
J35Z4 3.5Liter SOHC, 24 Valves, Gasoline	01/2009 - 12/2011	6	3471	26
J35Z5 3.5Liter SOHC, 24 Valves, Gasoline	01/2009 - 12/2011	6	3471	26









Honda				Honda				
King Set No.	Part No.	Qty.	Position	Crankshaft Diameter	Housing Diameter	Length	Wall Thickness	
1	EB1 1.2Liter SOHC, 8 Valves, Gasoline	01/1973 - 12/1973	1169 cc	70.00 X 76.00	4 cyl		1	
	EE 1.2Liter SOHC, 8 Valves, Gasoline	01/1975 - 12/1979	1238 cc	72.00 X 76.00	4 cyl			
	EB2,EB3 1.2Liter SOHC, 8 Valves, Gasoline	01/1974 - 12/1979	1238 cc	72.00 X 76.00	4 cyl			
	EJ1 1.3Liter SOHC, 8 Valves, Diesel	01/1980 - 12/1983	1335 cc	72.00 X 82.00	4 cyl			
	EN1,EN2,EN4 1.3Liter SOHC, 8 Valves, Gasoline	01/1979 - 12/1983	1335 cc	72.00 X 85.00	4 cyl			
CR4462AM STD/0.25/0.5/0.75/1.0/1.25/1.5	C4462	4 Pairs		1.5739/1.5748 39.977/40.000	1.6929/1.6939 43.000/43.025	0.689 17.50	0.0590 1.499	
MB5168AM STD/0.25/0.5/0.75/1.0/1.25/1.5	M5168	5 Pairs		1.9676/1.9685 49.977/50.000	2.1260/2.1269 54.000/54.023	0.786 19.96	0.0787 1.999	
TW 110AM STD/0.25	W 110	1 Pair		2.2047/2.2146 55.999/56.251	3.0709/3.0807 78.001/78.250	0.000 0.00	0.0984 2.499	
2	ER1,ER2,ER3 1.2Liter SOHC, 8 Valves, Gasoline	11/1981 - 10/1986	1231 cc	66.00 X 90.00	4 cyl		2	
	MB5244AM STD/0.25/0.5/0.75/1.0	M5244	5 Pairs	1,2,3,4,5	1.7707/1.7716 44.976/44.999	1.9291/1.9300 48.999/49.022	0.785 19.95	0.0786 1.996
	TW 110AM STD/0.25	W 110	1 Pair		2.2047/2.2146 55.999/56.251	3.0709/3.0807 78.001/78.250	0.000 0.00	0.0984 2.499
3	L13A1 1.3Liter SOHC, 8 Valves, Gasoline	01/2002 - 12/2009	1339 cc	73.00 X 80.00	4 cyl		3	
	L15A1 1.5Liter SOHC, 16 Valves, Gasoline	01/2004 - 12/2009	1497 cc	73.00 X 89.40	4 cyl			
CR4398CP STD/0.25/0.5	C4398	4 Pairs		1.5738/1.5748 39.975/40.000	1.6943 43.035	0.532 13.50	0.0594 1.509	
MB5427SI STD/0.25/0.5/0.75/1.0	M5427U M5427L	5 Pairs		1.9675/1.9685 49.975/50.000	2.1291 54.079	0.669 17.00	0.0792 2.012	
TW 189AM STD/0.25	W 189	1 Pair		2.4134 61.300	3.2301 82.045	0.000 0.00	0.0970 2.464	
4	EV1 1.3Liter SOHC, 8 Valves, Gasoline	09/1983 - 10/1987	1342 cc	74.00 X 78.00	4 cyl		4	
	MB5244AM STD/0.25/0.5/0.75/1.0	M5244	5 Pairs	1,2,3,4,5	1.7707/1.7716 44.976/44.999	1.9291/1.9300 48.999/49.022	0.785 19.95	0.0786 1.996
	TW 110AM STD/0.25	W 110	1 Pair		2.2047/2.2146 55.999/56.251	3.0709/3.0807 78.001/78.250	0.000 0.00	0.0984 2.499
5	D13A2 1.3Liter SOHC, 8 Valves, Gasoline	01/1987 - 12/1987	1342 cc	74.00 X 78.00	4 cyl		5	
	CR4258AM STD/0.25/0.5/0.75/1.0	C4258	4 Pairs		1.5740/1.5748 39.980/40.000	1.6931/1.6938 43.005/43.023	0.728 18.50	0.0591 1.501
	MB5244AM STD/0.25/0.5/0.75/1.0	M5244	5 Pairs	1,2,3,4,5	1.7707/1.7716 44.976/44.999	1.9291/1.9300 48.999/49.022	0.785 19.95	0.0786 1.996
	TW 110AM STD/0.25	W 110	1 Pair		2.2047/2.2146 55.999/56.251	3.0709/3.0807 78.001/78.250	0.000 0.00	0.0984 2.499
6	EV2 1.3Liter SOHC, 8 Valves, Gasoline	07/1983 - 10/1987	1342 cc	74.00 X 78.00	4 cyl		6	
	CR4258AM STD/0.25/0.5/0.75/1.0	C4258	4 Pairs		1.5740/1.5748 39.980/40.000	1.6931/1.6938 43.005/43.023	0.728 18.50	0.0591 1.501
	MB5168AM STD/0.25/0.5/0.75/1.0/1.25/1.5	M5168	5 Pairs		1.9676/1.9685 49.977/50.000	2.1260/2.1269 54.000/54.023	0.786 19.96	0.0787 1.999

Honda				Honda			
King Set No.	Part No.	Qty.	Position	Crankshaft Diameter	Housing Diameter	Length	Wall Thickness
TW 110AM STD/0.25	W 110	1 Pair		2.2047/2.2146 55.999/56.251	3.0709/3.0807 78.001/78.250	0.000 0.00	0.0984 2.499
7	D15A2,D15A3 1.5Liter SOHC, 12 Valves, Gasoline	08/1987 - 07/1988	1487 cc	75.00 X 84.50	4 cyl		7
	D15Z1 1.5Liter SOHC, 16 Valves, Gasoline	09/1991 - 12/1995	1493 cc	75.00 X 84.50	4 cyl		
	D15B1,D15B2 1.5Liter SOHC, 16 Valves, Gasoline	01/1988 - 12/1991	1493 cc	75.00 X 84.50	4 cyl		
	D15B7 1.5Liter SOHC, 16 Valves, Gasoline	01/1992 - 12/1995	1493 cc	75.00 X 84.50	4 cyl		
	D15B8 1.5Liter SOHC, 8 Valves, Gasoline	01/1992 - 12/1995	1493 cc	75.00 X 84.50	4 cyl		
CR4139AM STD/0.25/0.5/0.75/1.0	C4139	4 Pairs		1.6526/1.6535 41.976/41.999	1.7717/1.7726 45.001/45.024	0.722 18.35	0.0590 1.499
MB5244AM STD/0.25/0.5/0.75/1.0	M5244	5 Pairs	1,2,3,4,5	1.7707/1.7716 44.976/44.999	1.9291/1.9300 48.999/49.022	0.785 19.95	0.0786 1.996
TW 110AM STD/0.25	W 110	1 Pair		2.2047/2.2146 55.999/56.251	3.0709/3.0807 78.001/78.250	0.000 0.00	0.0984 2.499
8	EC 1.5Liter SOHC, 8 Valves, Gasoline	11/1974 - 10/1979	1487 cc	74.00 X 86.50	4 cyl		8
	ED1,ED2,ED3,ED4 1.5Liter SOHC, 8 Valves, Gasoline	12/1974 - 12/1978	1487 cc	74.00 X 86.50	4 cyl		
	EM1 1.5Liter SOHC, 8 Valves, Gasoline	06/1979 - 10/1983	1487 cc	74.00 X 86.50	4 cyl		
	EF1 1.6Liter SOHC, 12 Valves, Gasoline	04/1976 - 10/1986	1599 cc	74.00 X 93.00	4 cyl		
	EG 1.6Liter SOHC, 12 Valves, Gasoline	01/1978 - 12/1979	1599 cc	74.00 X 93.00	4 cyl		
	EP 1.6Liter SOHC, 8 Valves, Gasoline	02/1980 - 10/1986	1602 cc	77.00 X 86.00	4 cyl		
	EL1 1.6Liter SOHC, 8 Valves, Gasoline	01/1982 - 12/1983	1602 cc	77.00 X 86.00	4 cyl		
	EK,EK1 1.8Liter SOHC, 12 Valves, Gasoline	09/1978 - 06/1983	1751 cc	77.00 X 94.00	4 cyl		
CR4463AM STD/0.25/0.5/0.75/1.0/1.25/1.5	C4463	4 Pairs		1.6526/1.6535 41.976/41.999	1.7717/1.7726 45.001/45.024	0.688 17.47	0.0590 1.499
MB5168AM STD/0.25/0.5/0.75/1.0/1.25/1.5	M5168	5 Pairs		1.9676/1.9685 49.977/50.000	2.1260/2.1269 54.000/54.023	0.786 19.96	0.0787 1.999
TW 110AM STD/0.25	W 110	1 Pair		2.2047/2.2146 55.999/56.251	3.0709/3.0807 78.001/78.250	0.000 0.00	0.0984 2.499
9	EW1,EW3,EW4 1.5Liter SOHC, 12 Valves, Gasoline	01/1984 - 12/1986	1488 cc	74.00 X 86.50	4 cyl		9
CR4139AM STD/0.25/0.5/0.75/1.0	C4139	4 Pairs		1.6526/1.6535 41.976/41.999	1.7717/1.7726 45.001/45.024	0.722 18.35	0.0590 1.499
MB5168AM STD/0.25/0.5/0.75/1.0/1.25/1.5	M5168	5 Pairs		1.9676/1.9685 49.977/50.000	2.1260/2.1269 54.000/54.023	0.786 19.96	0.0787 1.999
TW 110AM STD/0.25	W 110	1 Pair		2.2047/2.2146 55.999/56.251	3.0709/3.0807 78.001/78.250	0.000 0.00	0.0984 2.499
10	D15B6 1.5Liter SOHC, 8 Valves, Gasoline	01/1988 - 12/1991	1493 cc	75.00 X 84.50	4 cyl		10
MB5244AM STD/0.25/0.5/0.75/1.0	M5244	5 Pairs	1,2,3,4,5	1.7707/1.7716 44.976/44.999	1.9291/1.9300 48.999/49.022	0.785 19.95	0.0786 1.996
TW 110AM STD/0.25	W 110	1 Pair		2.2047/2.2146 55.999/56.251	3.0709/3.0807 78.001/78.250	0.000 0.00	0.0984 2.499

Honda						Honda		
								
King Set No.	Part No.	Qty.	Position	Crankshaft Diameter	Housing Diameter	Length	Wall Thickness	
11	ZC 1.6Liter DOHC, 16 Valves, Gasoline	10/1984 - 12/1988	1590 cc	75.00 X 90.00	4 cyl		11	
	D16A6 1.6Liter SOHC, 16 Valves, Gasoline	01/1988 - 12/1991	1590 cc	75.00 X 90.00	4 cyl			
	D16Y5 1.6Liter SOHC, 16 Valves, Gasoline	01/1996 - 12/2000	1590 cc	75.00 X 90.00	4 cyl			
	D16Y7 1.6Liter SOHC, 16 Valves, Gasoline	01/1996 - 12/2000	1590 cc	75.00 X 90.00	4 cyl			
	D16Y8 1.6Liter SOHC, 16 Valves, Gasoline	01/1996 - 12/2000	1590 cc	75.00 X 90.00	4 cyl			
	D16Z6 1.6Liter SOHC, 16 Valves, Gasoline	01/1992 - 12/1995	1590 cc	75.00 X 90.00	4 cyl			
CR4046AM STD/0.25/0.5/0.75/1.0	C4046	4 Pairs		1.7707/1.7717 44.976/45.001	1.8898/1.8906 48.001/48.021	0.728 18.50	0.0594 1.509	
MB5568AM STD/0.25/0.5/0.75/1.0	M5568	5 Pairs		2.1644/2.1653 54.976/54.999	2.3228/2.3238 58.999/59.025	0.786 19.96	0.0789 2.004	
TW 140AM STD/0.25	W 140	1 Pair		2.4016/2.4114 61.001/61.250	3.2283/3.2382 81.999/82.250	0.000 0.00	0.0984 2.499	
CR4046XP STD/STDx/0.25 Optional to CR4046AM (Race bearings, Tri-metal [pMax Black])	C4046	4 Pairs		1.7709/1.7717 44.981/45.001	1.8898/1.8905 48.001/48.019	0.728 18.50	0.0590 1.499	
MB5568XP STD/STDx/0.25/0.25 Optional to MB5568AM (Race bearings, Tri-metal [pMax Black]) Full Groove	M5568-PR	5 Pairs		2.1646/2.1654 54.981/55.001	2.3228/2.3236 58.999/59.019	0.787 20.00	0.0787 1.999	
TW 140HP STD/0.25 Optional to TW 140AM (Race bearings, Bi-metal [Alecular])	W 140/PR	1 Pair		2.4016/2.4114 61.001/61.250	3.2283/3.2382 81.999/82.250	0.000 0.00	0.0984 2.499	
12	B16A2 1.6Liter DOHC, 16 Valves, Gasoline	01/1996 - 12/2000	1595 cc	81.00 X 77.45	4 cyl		12	
	B16A3 1.6Liter DOHC, 16 Valves, Gasoline	01/1994 - 12/1995	1595 cc	81.00 X 77.40	4 cyl			
CR4242AM STD/0.25/0.5/0.75/1.0	C4242	4 Pairs		1.7707/1.7716 44.976/44.999	1.8898/1.8907 48.001/48.024	0.764 19.40	0.0594 1.509	
MB5259AM STD/0.25/0.5/0.75	M5259U M5259L	5 Pairs		2.1646/2.1654 54.981/55.001	2.3228/2.3236 58.999/59.019	0.787 20.00	0.0789 2.004	
TW 140AM STD/0.25	W 140	1 Pair		2.4016/2.4114 61.001/61.250	3.2283/3.2382 81.999/82.250	0.000 0.00	0.0984 2.499	
MB5259XP STD/STDx/0.25/0.25/0.5 Optional to MB5259AM (Race bearings, Tri-metal [pMax Black])	M5259U/PR M5259L/PR	5 Pairs		2.1646/2.1654 54.981/55.001	2.3228/2.3236 58.999/59.019	0.787 20.00	0.0788 2.002	
TW 140HP STD/0.25 Optional to TW 140AM (Race bearings, Bi-metal [Alecular])	W 140/PR	1 Pair		2.4016/2.4114 61.001/61.250	3.2283/3.2382 81.999/82.250	0.000 0.00	0.0984 2.499	
13	EY 1.6Liter SOHC, 8 Valves, Gasoline	06/1983 - 10/1986	1598 cc	80.00 X 79.50	4 cyl		13	
	MB5168AM STD/0.25/0.5/0.75/1.0/1.25/1.5	M5168	5 Pairs		1.9676/1.9685 49.977/50.000	2.1260/2.1269 54.000/54.023		0.786 19.96
TW 110AM STD/0.25	W 110	1 Pair		2.2047/2.2146 55.999/56.251	3.0709/3.0807 78.001/78.250	0.000 0.00	0.0984 2.499	

Honda				Honda			
King Set No.	Part No.	Qty.	Position	Crankshaft Diameter	Housing Diameter	Length	Wall Thickness
14	D17A1 1.7Liter SOHC, 16 Valves, Gasoline	01/2001 - 12/2005	1668 cc	75.00 X 94.40	4 cyl		14
	D17A2 1.7Liter SOHC, 16 Valves, Gasoline	01/2001 - 12/2005	1668 cc	75.00 X 94.40	4 cyl		
CR4512SI STD/0.25/0.5/0.75/1.0	C4512	4 Pairs		1.7707/1.7717 44.976/45.001	1.8898/1.8907 48.001/48.024	0.606 15.40	0.0591 1.501
MB5568AM STD/0.25/0.5/0.75/1.0	M5568	5 Pairs		2.1644/2.1653 54.976/54.999	2.3228/2.3238 58.999/59.025	0.786 19.96	0.0789 2.004
TW 140AM STD/0.25	W 140	1 Pair		2.4016/2.4114 61.001/61.250	3.2283/3.2382 81.999/82.250	0.000 0.00	0.0984 2.499
MB5568XP STD/STDX/.025/0.25 Optional to MB5568AM (Race bearings, Tri-metal [pMax Black]) Full Groove	M5568-PR	5 Pairs		2.1646/2.1654 54.981/55.001	2.3228/2.3236 58.999/59.019	0.787 20.00	0.0787 1.999
TW 140HP STD/0.25 Optional to TW 140AM (Race bearings, Bi-metal [Alecular])	W 140/PR	1 Pair		2.4016/2.4114 61.001/61.250	3.2283/3.2382 81.999/82.250	0.000 0.00	0.0984 2.499
15	R18A1 1.8Liter SOHC, 16 Valves, Gasoline	01/2006 - 12/2009	1798 cc	81.00 X 87.30	4 cyl		15
	CR4400CP STD/0.25/0.5/0.75/1.0	C4400	4 Pairs		1.7707/1.7716 44.976/44.999	1.8929 48.080	
MB5428CP STD/0.25/0.5/0.75/1.0	M5428U M5428L	5 Pairs		0.0000 0.000	2.3257 59.073	0.709 18.00	0.0793 2.014
TW 140AM STD/0.25	W 140	1 Pair		2.4016/2.4114 61.001/61.250	3.2283/3.2382 81.999/82.250	0.000 0.00	0.0984 2.499
TW 140HP STD/0.25 Optional to TW 140AM (Race bearings, Bi-metal [Alecular])	W 140/PR	1 Pair		2.4016/2.4114 61.001/61.250	3.2283/3.2382 81.999/82.250	0.000 0.00	0.0984 2.499
16	A18A1 1.8Liter SOHC, 12 Valves, Gasoline	06/1985 - 09/1989	1829 cc	80.00 X 91.00	4 cyl		16
	ES,ES2,ES3 1.8Liter SOHC, 12 Valves, Gasoline	11/1982 - 04/1987	1829 cc	80.00 X 91.00	4 cyl		
	ET1,ET2 1.8Liter SOHC, 12 Valves, Gasoline	06/1983 - 10/1986	1829 cc	80.00 X 91.00	4 cyl		
	A20A1,A20A3 2.0Liter SOHC, 12 Valves, Gasoline	04/1987 - 12/1989	1955 cc	82.70 X 91.00	4 cyl		
	BS1 2.0Liter SOHC, 12 Valves, Gasoline	01/1985 - 12/1986	1955 cc	82.70 X 91.00	4 cyl		
CR 439AM STD/0.25/0.5/0.75/1.0	C 439	4 Pairs		1.7707/1.7716 44.976/44.999	1.8898/1.8907 48.001/48.024	0.764 19.40	0.0594 1.509
MB5168AM STD/0.25/0.5/0.75/1.0/1.25/1.5	M5168	5 Pairs		1.9676/1.9685 49.977/50.000	2.1260/2.1269 54.000/54.023	0.786 19.96	0.0787 1.999
TW 110AM STD/0.25	W 110	1 Pair		2.2047/2.2146 55.999/56.251	3.0709/3.0807 78.001/78.250	0.000 0.00	0.0984 2.499
CR 439XP STD/STDX/0.25 Optional to CR 439AM (Race bearings, Tri-metal [pMax Black])	C 439	4 Pairs		1.7707/1.7716 44.976/44.999	1.8898/1.8907 48.001/48.024	0.764 19.40	0.0592 1.504
17	B20A5 2.0Liter DOHC, 16 Valves, Gasoline	01/1988 - 12/1991	1958 cc	81.00 X 95.00	4 cyl		17
	B21A1 2.1Liter DOHC, 16 Valves, Gasoline	01/1990 - 12/1991	2056 cc	83.00 X 95.00	4 cyl		
CR4033AM STD/0.25/0.5/0.75/1.0	C4033	4 Pairs		1.8888/1.8898 47.976/48.001	2.0079/2.0088 51.001/51.024	0.767 19.48	0.0589 1.496

Honda				Honda			
 King Set No.	 Part No.	 Qty.	 Position	 Crankshaft Diameter	 Housing Diameter	 Length	 Wall Thickness
MB5568AM STD/0.25/0.5/0.75/1.0	M5568	5 Pairs		2.1644/2.1653 54.976/54.999	2.3228/2.3238 58.999/59.025	0.786 19.96	0.0789 2.004
TW 140AM STD/0.25	W 140	1 Pair		2.4016/2.4114 61.001/61.250	3.2283/3.2382 81.999/82.250	0.000 0.00	0.0984 2.499
CR4033XP STD/STDX/.025/0.25 Optional to CR4033AM (Race bearings, Tri-metal [pMax Black])	C4033-PR	4 Pairs		1.8890/1.8898 47.981/48.001	2.0080/2.0088 51.003/51.024	0.762 19.35	0.0589 1.496
MB5568XP STD/STDX/.025/0.25 Optional to MB5568AM (Race bearings, Tri-metal [pMax Black]) Full Groove	M5568-PR	5 Pairs		2.1646/2.1654 54.981/55.001	2.3228/2.3236 58.999/59.019	0.787 20.00	0.0787 1.999
TW 140HP STD/0.25 Optional to TW 140AM (Race bearings, Bi-metal [Alecular])	W 140/PR	1 Pair		2.4016/2.4114 61.001/61.250	3.2283/3.2382 81.999/82.250	0.000 0.00	0.0984 2.499
18	B20A3 2.0Liter SOHC, 12 Valves, Gasoline	01/1988 - 12/1990	1958 cc	81.00 X 95.00	4 cyl		18
CR 439AM STD/0.25/0.5/0.75/1.0	C 439	4 Pairs		1.7707/1.7716 44.976/44.999	1.8898/1.8907 48.001/48.024	0.764 19.40	0.0594 1.509
MB5568AM STD/0.25/0.5/0.75/1.0	M5568	5 Pairs		2.1644/2.1653 54.976/54.999	2.3228/2.3238 58.999/59.025	0.786 19.96	0.0789 2.004
TW 140AM STD/0.25	W 140	1 Pair		2.4016/2.4114 61.001/61.250	3.2283/3.2382 81.999/82.250	0.000 0.00	0.0984 2.499
CR 439XP STD/STDX/0.25 Optional to CR 439AM (Race bearings, Tri-metal [pMax Black])	C 439	4 Pairs		1.7707/1.7716 44.976/44.999	1.8898/1.8907 48.001/48.024	0.764 19.40	0.0592 1.504
MB5568XP STD/STDX/.025/0.25 Optional to MB5568AM (Race bearings, Tri-metal [pMax Black]) Full Groove	M5568-PR	5 Pairs		2.1646/2.1654 54.981/55.001	2.3228/2.3236 58.999/59.019	0.787 20.00	0.0787 1.999
TW 140HP STD/0.25 Optional to TW 140AM (Race bearings, Bi-metal [Alecular])	W 140/PR	1 Pair		2.4016/2.4114 61.001/61.250	3.2283/3.2382 81.999/82.250	0.000 0.00	0.0984 2.499
19	B20B4 2.0Liter DOHC, 16 Valves, Gasoline	01/1997 - 12/1998	1972 cc	84.00 X 89.00	4 cyl		19
	B20Z2 2.0Liter DOHC, 16 Valves, Gasoline	01/1999 - 12/2001	1972 cc	84.00 X 89.00	4 cyl		
CR4046AM STD/0.25/0.5/0.75/1.0	C4046	4 Pairs		1.7707/1.7717 44.976/45.001	1.8898/1.8906 48.001/48.021	0.728 18.50	0.0594 1.509
MB5259AM STD/0.25/0.5/0.75	M5259U M5259L	5 Pairs		2.1646/2.1654 54.981/55.001	2.3228/2.3236 58.999/59.019	0.787 20.00	0.0789 2.004
TW 140AM STD/0.25	W 140	1 Pair		2.4016/2.4114 61.001/61.250	3.2283/3.2382 81.999/82.250	0.000 0.00	0.0984 2.499
CR4046XP STD/STDX/0.25 Optional to CR4046AM (Race bearings, Tri-metal [pMax Black])	C4046	4 Pairs		1.7709/1.7717 44.981/45.001	1.8898/1.8905 48.001/48.019	0.728 18.50	0.0590 1.499
MB5259XP STD/STDX/.025/0.25/0.5 Optional to MB5259AM (Race bearings, Tri-metal [pMax Black])	M5259U/PR M5259L/PR	5 Pairs		2.1646/2.1654 54.981/55.001	2.3228/2.3236 58.999/59.019	0.787 20.00	0.0788 2.002
TW 140HP STD/0.25 Optional to TW 140AM (Race bearings, Bi-metal [Alecular])	W 140/PR	1 Pair		2.4016/2.4114 61.001/61.250	3.2283/3.2382 81.999/82.250	0.000 0.00	0.0984 2.499









Honda				Honda					
									
King Set No.	Part No.	Qty.	Position	Crankshaft Diameter	Housing Diameter	Length	Wall Thickness		
20	F22A1,F22A4 2.2Liter SOHC, 16 Valves, Gasoline	01/1990 - 12/1996	2156 cc	85.00 X 95.00	4 cyl		20		
	F22B1 2.2Liter SOHC, 16 Valves, Gasoline	01/1994 - 12/1997	2156 cc	85.00 X 95.00	4 cyl				
	F22B2 2.2Liter SOHC, 16 Valves, Gasoline	01/1994 - 12/1997	2156 cc	85.00 X 95.00	4 cyl				
	F22B6 2.2Liter SOHC, 16 Valves, Gasoline	01/1995 - 12/1997	2156 cc	85.00 X 95.00	4 cyl				
	F22A6 2.2Liter SOHC, 16 Valves, Gasoline	01/1990 - 12/1996	2156 cc	85.00 X 95.00	4 cyl				
	H22A1 2.2Liter DOHC, 16 Valves, Gasoline	01/1993 - 12/1997	2157 cc	87.00 X 90.70	4 cyl				
	H23A1 2.3Liter DOHC, 16 Valves, Gasoline	01/1992 - 12/1996	2259 cc	87.00 X 95.00	4 cyl				
CR4033AM STD/0.25/0.5/0.75/1.0	C4033	4 Pairs		1.8888/1.8898 47.976/48.001	2.0079/2.0088 51.001/51.024	0.767 19.48	0.0589 1.496		
MB5168AM STD/0.25/0.5/0.75/1.0/1.25/1.5	M5168	5 Pairs		1.9676/1.9685 49.977/50.000	2.1260/2.1269 54.000/54.023	0.786 19.96	0.0787 1.999		
TW 152AM STD/0.25	W 152	1 Pair		2.2641 57.508	3.0713 78.011	0.000 0.00	0.0980 2.489		
CR4033XP STD/STDX/.025/0.25 Optional to CR4033AM (Race bearings, Tri-metal [pMax Black])	C4033-PR	4 Pairs		1.8890/1.8898 47.981/48.001	2.0080/2.0088 51.003/51.024	0.762 19.35	0.0589 1.496		
21	H22A4 2.2Liter DOHC, 16 Valves, Gasoline	01/1998 - 12/2001	2157 cc	87.00 X 90.70	4 cyl		21		
	MB5568AM STD/0.25/0.5/0.75/1.0	M5568	5 Pairs		2.1644/2.1653 54.976/54.999	2.3228/2.3238 58.999/59.025		0.786 19.96	0.0789 2.004
	TW 140AM STD/0.25	W 140	1 Pair		2.4016/2.4114 61.001/61.250	3.2283/3.2382 81.999/82.250		0.000 0.00	0.0984 2.499
	MB5568XP STD/STDX/.025/0.25 Optional to MB5568AM (Race bearings, Tri-metal [pMax Black]) Full Groove	M5568-PR	5 Pairs		2.1646/2.1654 54.981/55.001	2.3228/2.3236 58.999/59.019		0.787 20.00	0.0787 1.999
TW 140HP STD/0.25 Optional to TW 140AM (Race bearings, BI-metal [Alcular])	W 140/PR	1 Pair		2.4016/2.4114 61.001/61.250	3.2283/3.2382 81.999/82.250	0.000 0.00	0.0984 2.499		
22	F23A1 2.3Liter SOHC, 16 Valves, Gasoline	01/1998 - 12/2002	2254 cc	86.00 X 97.00	4 cyl		22		
	F23A4,F23A5 2.3Liter SOHC, 16 Valves, Gasoline	01/1998 - 12/2002	2254 cc	86.00 X 97.00	4 cyl				
	F23A7 2.3Liter SOHC, 16 Valves, Gasoline	01/1998 - 12/1998	2254 cc	86.00 X 97.00	4 cyl				
MB5568AM STD/0.25/0.5/0.75/1.0	M5568	5 Pairs		2.1644/2.1653 54.976/54.999	2.3228/2.3238 58.999/59.025	0.786 19.96	0.0789 2.004		
MB5568XP STD/STDX/.025/0.25 Optional to MB5568AM (Race bearings, Tri-metal [pMax Black]) Full Groove	M5568-PR	5 Pairs		2.1646/2.1654 54.981/55.001	2.3228/2.3236 58.999/59.019	0.787 20.00	0.0787 1.999		
23	4ZE1 2.6Liter SOHC, 8 Valves, Gasoline	01/1994 - 12/1996	2559 cc	92.60 X 95.00	4 cyl		23		
	CR4141SI STD/0.25/0.5/0.75/1.0/1.25/1.5	C4141	4 Pairs		1.9262/1.9268 48.925/48.941	2.0466/2.0472 51.984/51.999		0.870 22.10	0.0595 1.511
MB5586AM STD/0.25/0.5/0.75/1.0/1.25/1.5	M5586 M5559	5 Pairs		2.2016/2.2020 55.921/55.931	2.3614/2.3622 59.980/60.000	0.860 21.85	0.0791 2.009		

Honda				Honda			
King Set No.	Part No.	Qty.	Position	Crankshaft Diameter	Housing Diameter	Length	Wall Thickness
TW 118AM STD/0.10/0.25	W 118	1 Pair		2.5098/2.5197 63.749/64.000	3.1575/3.1673 80.201/80.449	0.000 0.00	0.0929 2.360
24	C27A4 2.7Liter SOHC, 24 Valves, Gasoline	01/1995 - 12/1997	2675 cc	87.00 X 75.00	6 cyl		24
CR6738AM STD/0.25/0.5/0.75	C6738	6 Pairs		2.0463/2.0472 51.976/51.999	2.1654/2.1663 55.001/55.024	0.689 17.50	0.0590 1.499
MB4057AM STD/0.25/0.5/0.75	M4057U M4057L	4 Pairs		2.5187/2.5197 63.975/64.000	2.7172/2.7181 69.017/69.040	0.764 19.40	0.0985 2.502
25	6VD1 3.2Liter SOHC, 24 Valves, Gasoline	01/1994 - 12/1997	3165 cc	93.40 X 77.00	6 cyl		25
	6VD1 3.2Liter DOHC, 24 Valves, Gasoline	01/1998 - 12/2002	3165 cc	93.40 X 77.00	6 cyl		
CR6685AM STD/0.25/0.5/0.75/1.0	C6685	6 Pairs	1,2,3,4,5,6	2.1229/2.1235 53.922/53.937	2.2434/2.2441 56.982/57.000	0.673 17.10	0.0597 1.516
MB4010AM STD/0.25/0.5/0.75/1.0	M4010/1	2 Pairs	1,4	2.5165/2.5170 63.919/63.932	2.7157/2.7165 68.979/68.999	0.728 18.50	0.0992 2.520
	M4010A M4010B	2 Pairs	2,3	2.5165/2.5170 63.919/63.932	2.7157/2.7165 68.979/68.999	0.650 16.50	0.0992 2.520
TW 171AM STD	W 171	1 Pair		2.7953/2.8051 71.001/71.250	3.8405/3.8504 97.549/97.800	0.000 0.00	0.0770 1.956
26	J35A3 3.5Liter SOHC, 24 Valves, Gasoline	01/2001 - 12/2002	3471 cc	89.00 X 93.00	6 cyl		26
	J35A1 3.5Liter SOHC, 24 Valves, Gasoline	01/1999 - 12/2001	3471 cc	89.00 X 93.00	6 cyl		
	J35A4 3.5Liter SOHC, 24 Valves, Gasoline	01/2002 - 12/2004	3471 cc	89.00 X 93.00	6 cyl		
	J35A6 3.5Liter SOHC, 24 Valves, Gasoline	01/2005 - 12/2010	3471 cc	89.00 X 93.00	6 cyl		
	J35A7 3.5Liter SOHC, 24 Valves, Gasoline	01/2005 - 12/2010	3471 cc	89.00 X 93.00	6 cyl		
	J35A9 3.5Liter SOHC, 24 Valves, Gasoline	01/2006 - 12/2008	3471 cc	89.00 X 93.00	6 cyl		
	J35Z1 3.5Liter SOHC, 24 Valves, Gasoline	01/2006 - 12/2008	3471 cc	89.00 X 93.00	6 cyl		
	J35Z2 3.5Liter SOHC, 24 Valves, Gasoline	01/2008 - 12/2011	3471 cc	89.00 X 93.00	6 cyl		
	J35Z3 3.5Liter SOHC, 24 Valves, Gasoline	01/2008 - 12/2011	3471 cc	89.00 X 93.00	6 cyl		
	J35Z4 3.5Liter SOHC, 24 Valves, Gasoline	01/2009 - 12/2011	3471 cc	89.00 X 93.00	6 cyl		
	J35Z5 3.5Liter SOHC, 24 Valves, Gasoline	01/2009 - 12/2011	3471 cc	89.00 X 93.00	6 cyl		
CR6837SX STD/0.25/0.5/0.75	C6837	6 Pairs		2.1644/2.1654 54.976/55.001	2.2800 57.912	0.567 14.40	0.0592 1.504
MB4508SI STD/0.25/0.5	M4508U M4508L	4 Pairs		0.0000 0.000	3.0310 76.987	0.705 17.90	0.0987 2.507
TW1015SI STD	W1015	1 Pair		0.0000 0.000	0.0000 0.000	0.000 0.00	0.0000 0.000

Engine Index: Hyundai

Engine-Code	Years	Cyl	CC	Line
G4HC Epsilon 1.0Liter SOHC, 12 Valves, Gasoline	01/2000 - 12/2005	4	999	1
G4HG Epsilon 1.1Liter SOHC, 12 Valves, Gasoline	01/2000 - 12/2005	4	1086	1
4G36 Saturn 1.2Liter SOHC, 8 Valves, Gasoline		4	1238	2
G13B 1.3Liter SOHC, 8 Valves, Gasoline		4	1298	3
4G13 ORION 1.3Liter SOHC, 8 Valves, Gasoline	01/1991 - 12/1995	4	1298	3
G4EE 1.4Liter DOHC, 16 Valves, Gasoline	01/2005 -	4	1399	4
4G33 Saturn 1.4Liter SOHC, 8 Valves, Gasoline	01/1984 - 12/1987	4	1438	2
G4AJ 1.5Liter SOHC, 8 Valves, Gasoline	01/1986 - 12/1989	4	1468	3
4G15 1.5Liter SOHC, 8 Valves, Gasoline	01/1989 -	4	1468	3
G4DJ 1.5Liter SOHC, 8 Valves, Gasoline	01/1990 - 12/1994	4	1468	3
D3EA 1.5Liter SOHC, 12 Valves, Diesel		3	1493	5
D4FA 1.5Liter DOHC, 16 Valves, Diesel	12/2004 -	4	1493	6
G4EKT 1.5Liter SOHC, 12 Valves, Gasoline Turbocharged	01/1992 - 12/1995	4	1495	4
G4EK 1.5Liter SOHC, 12 Valves, Gasoline	01/1992 - 12/2002	4	1495	4
G4AE 1.5Liter SOHC, 12 Valves, Gasoline	01/1994 - 12/1999	4	1495	4
G4FK 1.5Liter DOHC, 16 Valves, Gasoline	01/1998 - 12/2000	4	1495	4
G4EB 1.5Liter SOHC, 12 Valves, Gasoline	01/2000 - 12/2002	4	1495	4
G4ECX 1.5Liter DOHC, 16 Valves, Gasoline	01/2000 - 12/2003	4	1495	4
G4EC2 1.5Liter DOHC, 16 Valves, Gasoline	01/2003 - 12/2005	4	1495	4
G4FC 1.6Liter DOHC, 4 Valves, Gasoline		4	1591	7
G4CR / 4G61 SIRUS 1.6Liter DOHC, 16 Valves, Gasoline	01/1991 - 12/1995	4	1596	8
4G32 Saturn 1.6Liter SOHC, 8 Valves, Gasoline	01/1985 - 12/1990	4	1597	2
G4ED ALPHA 1.6Liter DOHC, 16 Valves, Gasoline	01/2001 - 12/2005	4	1599	4
G4GM BETA 1.8Liter DOHC, 16 Valves, Gasoline	01/1995 - 12/2002	4	1795	9
G4GB 1.8Liter DOHC, 16 Valves, Gasoline	01/2000 -	4	1795	9
G4CM 1.8Liter DOHC, 16 Valves, Gasoline	01/1990 - 12/1995	4	1796	9
G4CN / 4G67 SIRIUS 1.8Liter DOHC, 16 Valves, Gasoline	01/1992 - 12/1995	4	1836	8
G4GF BETA 2.0Liter DOHC, 16 Valves, Gasoline	01/1996 - 12/2002	4	1975	9
G4GC BETA II 2.0Liter DOHC, 16 Valves, Gasoline	01/2000 - 12/2005	4	1975	9
4G63 2.0Liter SOHC, 8 Valves, Gasoline	01/1985 - 12/1989	4	1997	2
G4CP 2.0Liter DOHC, 16 Valves, Gasoline	01/1992 - 12/1998	4	1997	2
G4JP 2.0Liter DOHC, 16 Valves, Gasoline	01/1998 - 12/2001	4	1997	10
4D55T 2.4Liter SOHC, 8 Valves, Diesel Turbocharged	01/1980 - 12/1986	4	2346	11
4D55 2.4Liter SOHC, 8 Valves, Diesel	01/1980 - 12/1986	4	2346	11
G4CS / 4G64 2.4Liter SOHC, 8 Valves, Gasoline	01/1989 - 12/1991	4	2351	2
G4JS 2.4Liter DOHC, 16 Valves, Gasoline	01/1999 - 12/2005	4	2351	10
G4KC 2.4Liter DOHC, 4 Valves, Gasoline	01/2005 -	4	2359	12
G4KE 2.4Liter 4 Valves, Gasoline	06/2008 -	4	2359	12
4D56T 2.5Liter SOHC, 8 Valves, Diesel Turbocharged	01/1980 - 12/1986	4	2477	11
G6AV 2.5Liter DOHC V6 Gasoline		6	2497	13
Mitsubishi 6GAT SIGMA 3.0Liter SOHC, 12 Valves, Gasoline	01/1989 - 12/1998	6	2972	15
G6CT SIGMA 3.0Liter DOHC, 24 Valves, Gasoline	01/1999 - 12/2002	6	2972	14
D4HL 3.3 Liter, Diesel		4	3298	17
Mitsubishi 4D31T 3.3Liter SOHC, 8 Valves, Diesel Turbocharged	01/1982 - 12/1995	5	3298	16
G6CU/ G6AU SIGMA 3.5Liter DOHC, 24 Valves, Gasoline	01/2002 - 12/2006	6	3497	18
D4AF 3.5 Liter, Diesel		4	3568	17
D4DB /3.9Liter, Diesel		4	3907	19

Hyundai				Hyundai			
King Set No.	Part No.	Qty.	Position	Crankshaft Diameter	Housing Diameter	Length	Wall Thickness
1	G4HC Epsilon 1.0Liter SOHC, 12 Valves, Gasoline	01/2000 - 12/2005	999 cc	66.00 X 73.00	4 cyl		1
	G4HG Epsilon 1.1Liter SOHC, 12 Valves, Gasoline	01/2000 - 12/2005	1086 cc	67.00 X 77.00	4 cyl		
CR4378SI STD/0.25/0.5/0.75/1.0	C4378	4 Pairs		1.4955/1.4961 37.986/38.001	1.6128/1.6138 40.965/40.991	0.551 14.00	0.0590 1.499
MB5641SI STD/0.25/0.5/0.75/1.0 contains thrustwashers	M5641U M5641L	5 Pairs		1.6522/1.6533 41.966/41.994	1.8105/1.8115 45.987/46.012	0.634 16.10	0.0786 1.996
	W5641	1 Pair		1.8460/1.8660 46.888/47.396	2.2950/2.3150 58.293/58.801	0.004 0.10	0.0980 2.489
2	4G36 Saturn 1.2Liter SOHC, 8 Valves, Gasoline		1238 cc	73.00 X 74.00	4 cyl		2
	4G33 Saturn 1.4Liter SOHC, 8 Valves, Gasoline	01/1984 - 12/1987	1438 cc	73.00 X 86.00	4 cyl		
	4G32 Saturn 1.6Liter SOHC, 8 Valves, Gasoline	01/1985 - 12/1990	1597 cc	76.90 X 86.00	4 cyl		
	4G63 2.0Liter SOHC, 8 Valves, Gasoline	01/1985 - 12/1989	1997 cc	85.00 X 88.00	4 cyl		
	G4CP 2.0Liter DOHC, 16 Valves, Gasoline	01/1992 - 12/1998	1997 cc	85.00 X 88.00	4 cyl		
	G4CS / 4G64 2.4Liter SOHC, 8 Valves, Gasoline	01/1989 - 12/1991	2351 cc	86.50 X 100.00	4 cyl		
CR4481AM STD/0.25/0.5/0.75/1.0 1983-03/1992	C4481	4 Pairs		1.7709/1.7717 44.981/45.001	1.8899/1.8904 48.003/48.016	0.925 23.50	0.0587 1.491
MB 524AM crank flange length mm STD 28.96/28.91 0.25 29.06/29.01 0.5 29.21/29.16 0.75 29.21/29.16 1.0 29.46/29.41	M 524U M 524L	4 Pairs	1,2,4,5	2.2435/2.2441 56.985/57.000	2.4016/2.4024 61.001/61.021	0.908 23.06	0.0784 1.991
	F 524	1 Pair	3	2.2435/2.2441 56.985/57.000	2.4016/2.4024 61.001/61.021	1.144 29.06	0.0784 1.991
CR4481XP STD/STDx.025/0.25 Optional to CR4481AM (Race bearings, Tri-metal [pMax Black])	C4481/PR	4 Pairs		1.7713/1.7717 44.991/45.001	1.8898/1.8905 48.001/48.019	0.925 23.50	0.0587 1.491
MB5227AM Optional to MB 524AM (flange STD) crank flange length mm STD 28.96/28.91 0.25 28.99/28.94 0.5 28.99/28.94 0.75 28.99/28.94 1.0 28.99/28.94	M 524U M 524L	4 Pairs	1,2,4,5	2.2435/2.2441 56.985/57.000	2.4016/2.4024 61.001/61.021	0.908 23.06	0.0784 1.991
	F5227	1 Pair	3	2.2435/2.2441 56.985/57.000	2.4016/2.4024 61.001/61.021	1.144 29.06	0.0784 1.991
MB5227XP Optional to MB5227AM (Race bearings, Tri-metal [pMax Black]) crank flange length mm STD 28.96/28.91 STDx 28.96/28.91 .025 28.96/28.91 0.25 28.96/28.91	M5227U/PR M5227L/PR	4 Pairs	1,2,4,5	2.2433/2.2441 56.980/57.000	2.4016/2.4024 61.001/61.021	0.908 23.06	0.0784 1.991
	F5227/PR	1 Pair	3	2.2433/2.2441 56.980/57.000	2.4016/2.4024 61.001/61.021	1.144 29.06	0.0784 1.991
3	4G13 ORION 1.3Liter SOHC, 8 Valves, Gasoline	01/1991 - 12/1995	1298 cc	71.00 X 82.00	4 cyl		3
	G13B 1.3Liter SOHC, 8 Valves, Gasoline		1298 cc	71.00 X 82.00	4 cyl		
	G4AJ 1.5Liter SOHC, 8 Valves, Gasoline	01/1986 - 12/1989	1468 cc	75.50 X 82.00	4 cyl		
	4G15 1.5Liter SOHC, 8 Valves, Gasoline	01/1989 -	1468 cc	75.50 X 82.00	4 cyl		

Hyundai				Hyundai			
							
King Set No.	Part No.	Qty.	Position	Crankshaft Diameter	Housing Diameter	Length	Wall Thickness
G4DJ 1.5Liter SOHC, 8 Valves, Gasoline	01/1990 - 12/1994	1468 cc	75.50 X 82.00	4 cyl			
CR4049AM STD/0.25/0.5/0.75/1.0 08/1988-	C4049	4 Pairs		1.6527/1.6535 41.979/41.999	1.7717/1.7725 45.001/45.022	0.614 15.60	0.0588 1.494
CR4497AM STD/0.25/0.5/0.75/1.0/1.25 1979-07/1988	C4497	4 Pairs		1.6527/1.6535 41.979/41.999	1.7717/1.7725 45.001/45.022	0.693 17.60	0.0588 1.494
MB 521AM crank flange length mm STD 23.95/23.90 0.25 24.05/24.00 0.5 24.20/24.15 0.75 24.20/24.15 1.0 24.45/24.40	M 521U M 521L F 521	4 Pairs 1 Pair	1,2,4,5 3	1.8890/1.8898 47.981/48.001 1.8890/1.8898 47.981/48.001	2.0472/2.0480 51.999/52.019 2.0472/2.0480 51.999/52.019	0.752 19.10 0.947 24.05	0.0783 1.989 0.0783 1.989
MB5237AM Optional to MB 521AM (flange STD) crank flange length mm STD 23.95/23.90 0.25 23.98/23.93 0.5 23.98/23.93 0.75 23.98/23.93	M 521U M 521L F5237	4 Pairs 1 Pair	1,2,4,5 3	1.8890/1.8898 47.981/48.001 1.8890/1.8898 47.981/48.001	2.0472/2.0480 51.999/52.019 2.0472/2.0480 51.999/52.019	0.752 19.10 0.947 24.05	0.0783 1.989 0.0783 1.989
4	G4EE 1.4Liter DOHC, 16 Valves, Gasoline	01/2005 -	1399 cc	75.50 X 78.10	4 cyl		4
	G4AE 1.5Liter SOHC, 12 Valves, Gasoline	01/1994 - 12/1999	1495 cc	75.50 X 83.50	4 cyl		
	G4EB 1.5Liter SOHC, 12 Valves, Gasoline	01/2000 - 12/2002	1495 cc	75.50 X 83.50	4 cyl		
	G4EK 1.5Liter SOHC, 12 Valves, Gasoline	01/1992 - 12/2002	1495 cc	75.50 X 83.50	4 cyl		
	G4EC2 1.5Liter DOHC, 16 Valves, Gasoline	01/2003 - 12/2005	1495 cc	75.50 X 83.50	4 cyl		
	G4ECX 1.5Liter DOHC, 16 Valves, Gasoline	01/2000 - 12/2003	1495 cc	75.50 X 83.50	4 cyl		
	G4EKT 1.5Liter SOHC, 12 Valves, Gasoline Turbocharged	01/1992 - 12/1995	1495 cc	75.50 X 83.50	4 cyl		
	G4FK 1.5Liter DOHC, 16 Valves, Gasoline	01/1998 - 12/2000	1495 cc	75.50 X 83.50	4 cyl		
	G4ED ALPHA 1.6Liter DOHC, 16 Valves, Gasoline	01/2001 - 12/2005	1599 cc	76.50 X 87.00	4 cyl		
CR4157AM STD/0.25/0.5/0.75/1.0/1.25/1.5	C4157	4 Pairs		1.7710/1.7713 44.983/44.991	1.8899/1.8905 48.003/48.019	0.752 19.10	0.0589 1.496
MB5022AM crank flange length mm STD 22.95/22.90 0.25 23.05/23.00 0.5 23.20/23.15 0.75 23.20/23.15 1.0 23.45/23.40	M5022U M5022L F5022U F5022L	4 Pairs 1 Pair		1.9676/1.9682 49.977/49.992 1.9676/1.9682 49.977/49.992	2.1260/2.1268 54.000/54.021 2.1260/2.1268 54.000/54.021	0.713 18.10 0.908 23.05	0.0785 1.994 0.0785 1.994
5	D3EA 1.5Liter SOHC, 12 Valves, Diesel		1493 cc	93.00 X 92.00	3 cyl		5
CR 341CP STD/0.25/0.5	C 341	3 Pairs		0.0000 0.000	2.0889 53.058	0.870 22.10	0.0584 1.483
MB4106SI crank flange length mm STD 27.19/27.14 0.25 27.22/27.17 0.5 27.22/27.17	M5270 M4106L F4106U F4106L	3 Pairs 1 Pair		0.0000 0.000 0.0000 0.000	2.5197/2.5202 64.000/64.013 2.5197/2.5202 64.000/64.013	0.850 21.60 1.074 27.29	0.0781 1.984 0.0781 1.984

Hyundai				Hyundai			
King Set No.	Part No.	Qty.	Position	Crankshaft Diameter	Housing Diameter	Length	Wall Thickness
6	D4FA 1.5Liter DOHC, 16 Valves, Diesel	12/2004 -	1493 cc	75.00 X 84.50	4 cyl		6
CR4522XA STD/0.25/0.5/0.75	C4522U C4522L	4 Pairs		1.8109/1.8116 45.997/46.015	1.9298 49.017	0.736 18.70	0.0587 1.491
MB5657SI crank flange length mm STD 23.93/23.88 0.25 23.93/23.88 0.5 23.93/23.88	M5657U M5657L	4 Pairs	1,2,4,5	2.1249/2.1256 53.972/53.990	2.2841 58.016	0.713 18.10	0.0788 2.002
	F5657U F5657L	1 Pair	3	2.1249/2.1256 53.972/53.990	2.2841 58.016	0.946 24.03	0.0788 2.002
7	G4FC 1.6Liter DOHC, 4 Valves, Gasoline		1591 cc	77.00 X 85.44	4 cyl		7
CR4575SM STD/0.25/0.5	C4575	4 Pairs		0.0000 0.000	0.0000 0.000	0.564 14.33	0.0592 1.504
MB5706SI STD/0.25/0.5	M5706U M5706L	5 Pairs		0.0000 0.000	0.0000 0.000	0.634 16.10	0.0797 2.024
8	G4CR / 4G61 SIRUS 1.6Liter DOHC, 16 Valves, Gasoline	01/1991 - 12/1995	1596 cc	82.30 X 75.00	4 cyl		8
	G4CN / 4G67 SIRIUS 1.8Liter DOHC, 16 Valves, Gasoline	01/1992 - 12/1995	1836 cc	81.50 X 88.00	4 cyl		
CR4481AM STD/0.25/0.5/0.75/1.0 -04/1992	C4481	4 Pairs		1.7709/1.7717 44.981/45.001	1.8899/1.8904 48.003/48.016	0.925 23.50	0.0587 1.491
CS3305BB							
MB 524AM crank flange length mm STD 28.96/28.91 0.25 29.06/29.01 0.5 29.21/29.16 0.75 29.21/29.16 1.0 29.46/29.41	M 524U M 524L	4 Pairs	1,2,4,5	2.2435/2.2441 56.985/57.000	2.4016/2.4024 61.001/61.021	0.908 23.06	0.0784 1.991
	F 524	1 Pair	3	2.2435/2.2441 56.985/57.000	2.4016/2.4024 61.001/61.021	1.144 29.06	0.0784 1.991
CR4481XP STD/STDX/0.025/0.25 Optional to CR4481AM (Race bearings, Tri-metal [pMax Black])	C4481/PR	4 Pairs		1.7713/1.7717 44.991/45.001	1.8898/1.8905 48.001/48.019	0.925 23.50	0.0587 1.491
MB5227AM Optional to MB 524AM (flange STD) crank flange length mm STD 28.96/28.91 0.25 28.99/28.94 0.5 28.99/28.94 0.75 28.99/28.94 1.0 28.99/28.94	M 524U M 524L	4 Pairs	1,2,4,5	2.2435/2.2441 56.985/57.000	2.4016/2.4024 61.001/61.021	0.908 23.06	0.0784 1.991
	F5227	1 Pair	3	2.2435/2.2441 56.985/57.000	2.4016/2.4024 61.001/61.021	1.144 29.06	0.0784 1.991
MB5227XP Optional to MB5227AM (Race bearings, Tri-metal [pMax Black]) crank flange length mm STD 28.96/28.91 STDX 28.96/28.91 .025 28.96/28.91 0.25 28.96/28.91	M5227U/PR M5227L/PR	4 Pairs	1,2,4,5	2.2433/2.2441 56.980/57.000	2.4016/2.4024 61.001/61.021	0.908 23.06	0.0784 1.991
	F5227/PR	1 Pair	3	2.2433/2.2441 56.980/57.000	2.4016/2.4024 61.001/61.021	1.144 29.06	0.0784 1.991
9	G4GM BETA 1.8Liter DOHC, 16 Valves, Gasoline	01/1995 - 12/2002	1795 cc	82.00 X 85.00	4 cyl		9
	G4GB 1.8Liter DOHC, 16 Valves, Gasoline	01/2000 -	1795 cc	82.00 X 85.00	4 cyl		
	G4CM 1.8Liter DOHC, 16 Valves, Gasoline	01/1990 - 12/1995	1796 cc	80.60 X 88.00	4 cyl		
	G4GF BETA 2.0Liter DOHC, 16 Valves, Gasoline	01/1996 - 12/2002	1975 cc	82.00 X 93.50	4 cyl		

Hyundai

Hyundai



King Set No.



Part No.



Qty.



Position



Crankshaft Diameter



Housing Diameter



Length











Wall Thickness









King Set No.		Part No.	Qty.	Position	Crankshaft Diameter	Housing Diameter	Length	Wall Thickness
G4GC BETA II 2.0Liter DOHC, 16 Valves, Gasoline		01/2000 - 12/2005	1975 cc	82.00 X 93.50	4 cyl			
CR4235AM STD/0.25/0.5/0.75/1.0	C4235	4 Pairs			1.7707/1.7713 44.976/44.991	1.8900/1.8904 48.006/48.016	0.831 21.10	0.0590 1.499
MB5256AM STD/0.25/0.5/0.75	M5256/1U M5256/1L	4 Pairs	1,2,4,5		2.2435/2.2441 56.985/57.000	2.4016/2.4024 61.001/61.021	0.827 21.00	0.0785 1.994
	M5256/3	1 Pair	3		2.2435/2.2441 56.985/57.000	2.4016/2.4024 61.001/61.021	0.827 21.00	0.0785 1.994
10	G4JP 2.0Liter DOHC, 16 Valves, Gasoline	01/1998 - 12/2001	1997 cc	85.00 X 88.00	4 cyl			10
	G4JS 2.4Liter DOHC, 16 Valves, Gasoline	01/1999 - 12/2005	2351 cc	86.50 X 100.00	4 cyl			
CR4120SI STD/0.25/0.5/0.75/1.0	C4120	4 Pairs			1.7709/1.7717 44.981/45.001	1.8898/1.8904 48.001/48.016	0.831 21.10	0.0588 1.494
MB5315AM STD/0.25/0.5/0.75	M5177U M5177L	5 Pairs	1,2,3,4,5		2.2435/2.2441 56.985/57.000	2.4016/2.4024 61.001/61.021	0.811 20.60	0.0786 1.996
TW 173AM STD/0.25	W 173	1 Pair			2.4842/2.4941 63.099/63.350	3.1693/3.1791 80.500/80.749	0.000 0.00	0.0830 2.108
CR4120XP STD/STD/0.25 Optional to CR4120SI (Race bearings, Tri-metal [pMax Black])	C4120/PR	4 Pairs			1.7709/1.7715 44.981/44.996	1.8897/1.8905 47.998/48.019	0.831 21.10	0.0586 1.488
MB5315XP STD/STD/0.25/0.25 Optional to MB5315AM (Race bearings, Tri-metal [pMax Black]) 3/4 Groove	M5315U/PR M5315L/PR	5 Pairs	1,2,3,4,5		2.2435/2.2441 56.985/57.000	2.4016/2.4024 61.001/61.021	0.811 20.60	0.0783 1.989
TW 173HP STD/0.25 Optional to TW 173AM (Race bearings, Bi-metal [Alecular])	W 173/PR	1 Pair			2.4842/2.4941 63.099/63.350	3.1693/3.1791 80.500/80.749	0.000 0.00	0.0830 2.108
11	4D55 2.4Liter SOHC, 8 Valves, Diesel	01/1980 - 12/1986	2346 cc	91.10 X 90.00	4 cyl			11
	4D55T 2.4Liter SOHC, 8 Valves, Diesel Turbocharged	01/1980 - 12/1986	2346 cc	91.10 X 90.00	4 cyl			
	4D56T 2.5Liter SOHC, 8 Valves, Diesel Turbocharged	01/1980 - 12/1986	2477 cc	91.10 X 95.00	4 cyl			
CR4466AM STD/0.25/0.5/0.75/1.0/1.5	C4466	4 Pairs			2.0858/2.0866 52.979/53.000	2.2047/2.2055 55.999/56.020	0.982 24.95	0.0589 1.496
MB 577AM crank flange length mm STD 30.96/30.91 0.25 31.06/31.01 0.5 31.21/31.16 0.75 31.21/31.16 1.0 31.21/31.16 1.25 31.46/31.41 1.5 31.46/31.41	M 577	4 Pairs	1,2,4,5		2.5976/2.5984 65.979/65.999	2.7559/2.7567 70.000/70.020	0.984 25.00	0.0783 1.989
	F 577	1 Pair	3		2.5976/2.5984 65.979/65.999	2.7559/2.7567 70.000/70.020	1.223 31.06	0.0783 1.989
CR4586XP STD/STD/0.25 Optional to CR4466AM (Race bearings, Tri-metal [pMax Black])	C4586-PR	4 Pairs			2.0454/2.0461 51.953/51.971	2.1654/2.1657 55.001/55.009	0.669 17.00	0.0591 1.501
MB5228AM Optional to MB 577AM (flange STD) crank flange length mm STD 30.96/30.91 0.25 30.99/30.94 0.5 30.99/30.94 0.75 30.99/30.94 1.0 30.99/30.94	M 577	4 Pairs	1,2,4,5		2.5976/2.5984 65.979/65.999	2.7559/2.7567 70.000/70.020	0.984 25.00	0.0783 1.989
	F5228	1 Pair	3		2.5976/2.5984 65.979/65.999	2.7559/2.7567 70.000/70.020	1.223 31.06	0.0782 1.986









Hyundai				Hyundai				
King Set No.	Part No.	Qty.	Position	Crankshaft Diameter	Housing Diameter	Length	Wall Thickness	
12	G4KC 2.4Liter DOHC, 4 Valves, Gasoline	01/2005 -	2359 cc	88.00 X 97.00	4 cyl		12	
	G4KE 2.4Liter 4 Valves, Gasoline	06/2008 -	2359 cc	88.00 X 97.00	4 cyl			
MB5707SI STD/0.25/0.5	M5707U M5707L	5 Pairs		0.0000 0.000	0.0000 0.000	0.715 18.15	0.0793 2.014	
13	G6AV 2.5Liter DOHC V6 Gasoline		2497 cc	83.50 X 76.00	6 cyl		13	
	CR6629AM STD/0.25/0.5/0.75/1.0/1.25	C6629	6 Pairs		1.9674/1.9685 49.972/50.000	2.0866/2.0874 53.000/53.020	0.605 15.37	0.0586 1.488
	MB4016AM STD/0.25/0.5/0.75/1.0	M4016U M4016L	4 Pairs		2.3611/2.3622 59.972/60.000	2.5197/2.5205 64.000/64.021	0.709 18.00	0.0783 1.989
	TW 247AM STD/0.25	W 247D W 247E	2 Pairs		2.5984/2.6083 65.999/66.251	3.0590/3.0690 77.699/77.953	0.000 0.00	0.0777 1.974
14	G6CT SIGMA 3.0Liter DOHC, 24 Valves, Gasoline	01/1999 - 12/2002	2972 cc	91.10 X 76.00	6 cyl		14	
	CR6629AM STD/0.25/0.5/0.75/1.0/1.25	C6629	6 Pairs		1.9674/1.9685 49.972/50.000	2.0866/2.0874 53.000/53.020	0.605 15.37	0.0586 1.488
	MB4016AM STD/0.25/0.5/0.75/1.0	M4016U M4016L	4 Pairs		2.3611/2.3622 59.972/60.000	2.5197/2.5205 64.000/64.021	0.709 18.00	0.0783 1.989
	TW 247AM STD/0.25	W 247D W 247E	2 Pairs		2.5984/2.6083 65.999/66.251	3.0590/3.0690 77.699/77.953	0.000 0.00	0.0777 1.974
15	Mitsubishi 6GAT SIGMA 3.0Liter SOHC, 12 Valves, Gasoline	01/1989 - 12/1998	2972 cc	91.10 X 76.00	6 cyl		15	
	CR6629AM STD/0.25/0.5/0.75/1.0/1.25	C6629	6 Pairs		1.9674/1.9685 49.972/50.000	2.0866/2.0874 53.000/53.020	0.605 15.37	0.0586 1.488
	MB 458AM STD/0.25/0.5/0.75/1.0	M 458U M4016L	4 Pairs		2.3611/2.3622 59.972/60.000	2.5197/2.5205 64.000/64.021	0.709 18.00	0.0783 1.989
16	Mitsubishi 4D31T 3.3Liter SOHC, 8 Valves, Diesel Turbocharged	01/1982 - 12/1995	3298 cc	100.00 X 105.00	5 cyl		16	
	CR4202CP STD/0.25/0.5	C4202U C4202L	4 Pairs		2.3608 59.964	2.5197/2.5204 64.000/64.018	1.303 33.10	0.0787 1.999
	MB5074CP STD/0.25/0.5	M5074U M5074L	5 Pairs	1,2,3,4, 5	3.6890 93.701	3.2283 81.999	1.063 27.00	0.0787 1.999
17	D4HL 3.3 Liter, Diesel		3298 cc	100.00 X 105.00	4 cyl		17	
	D4AF 3.5 Liter, Diesel		3568 cc	104.00 X 105.00	4 cyl			
	CR4593CP STD/0.25/0.5	C4593U C4593L	4 Pairs		0.0000 0.000	2.5590 64.999	1.304 33.12	0.0787 1.999
MB5074CP STD/0.25/0.5	M5074U M5074L	5 Pairs	1,2,3,4, 5	3.6890 93.701	3.2283 81.999	1.063 27.00	0.0787 1.999	
18	G6CU/ G6AU SIGMA 3.5Liter DOHC, 24 Valves, Gasoline	01/2002 - 12/2006	3497 cc	93.00 X 85.50	6 cyl		18	
	CR6735AM STD/0.25/0.5/0.75/1.0	C6735	6 Pairs		2.1646/2.1653 54.981/54.999	2.2835/2.2842 58.001/58.019	0.606 15.40	0.0587 1.491
	MB4050AM STD/0.25/0.5/0.75	M4050U M4050L	4 Pairs	1,2,3,4	2.5190/2.5197 63.983/64.000	2.6772/2.6780 68.001/68.021	0.673 17.10	0.0786 1.996
19	D4DB /3.9Liter, Diesel		3907 cc	104.00 X 115.00	4 cyl		19	
	CR4592CP STD/0.25/0.5	C4592U C4592L	4 Pairs		0.0000 0.000	2.7550 69.977	1.301 33.04	0.0785 1.994
	MB5074CP STD/0.25/0.5	M5074U M5074L	5 Pairs	1,2,3,4, 5	3.6890 93.701	3.2283 81.999	1.063 27.00	0.0787 1.999









Engine Index: IHC

Engine-Code	Years	Cyl	CC	Line
BC144, BD144		4	2344	1
BC/D144, BD144A 2.4Liter Diesel		4	2360	2
BD154 2.5Liter Diesel		4	2520	2
BD154		4	2521	1
D155		3	2535	4
D155 2.5Liter Diesel		3	2535	3
D179 2.9Liter Diesel		3	2934	3
D179		3	2934	4
D206 3.4Liter Diesel		4	3380	5
D239 3.9Liter Diesel		4	3912	5
DT239 3.9Liter Diesel		4	3912	5
D310		6	5070	6
DT358 5.9Liter Diesel Turbochargedd		6	5867	7
DT358 5.8 Liter, Diesel		6	5868	6
D358 5.9Liter Diesel		6	5870	6
DT-402 6.6Liter		6	6580	8
V400 6.6Liter Diesel		8	6606	9
421CI 6.9Liter Diesel		8	6883	10
446CI 7.3Liter Diesel		8	7266	10

IHC				IHC			
							
King Set No.	Part No.	Qty.	Position	Crankshaft Diameter	Housing Diameter	Length	Wall Thickness
1	BC144, BD144	2344 cc	85.73 X 101.60	4 cyl			1
	BD154	2521 cc	88.90 X 101.60	4 cyl			
CR4038AM STD/010/020/030/040/050	C4038	4 Pairs		1.7490/1.7500 44.425/44.450	1.8755/1.8760 47.638/47.650	1.073 27.25	0.0620 1.575
MB5577AM crank flange length mm STD 33.27/33.22 010 33.52/33.47 020 33.52/33.47 030 33.67/33.62	M5577U M5577L	4 Pairs	1,2,3,4	2.1240/2.1250 53.950/53.975	2.2955/2.2975 58.306/58.357	1.071 27.20	0.0850 2.159
	F5577	1 Pair	5	2.1240/2.1250 53.950/53.975	2.2955/2.2975 58.306/58.357	1.314 33.37	0.0851 2.162
2	BC/D144, BD144A 2.4Liter Diesel	2360 cc	85.73 X 101.60	4 cyl			2
	BD154 2.5Liter Diesel	2520 cc	88.90 X 101.60	4 cyl			
CR4038AM STD/010/020/030/040/050	C4038	4 Pairs		1.7490/1.7500 44.425/44.450	1.8755/1.8760 47.638/47.650	1.073 27.25	0.0620 1.575
MB5577AM 1958- crank flange length mm STD 33.27/33.22 010 33.52/33.47 020 33.52/33.47 030 33.67/33.62	M5577U M5577L	4 Pairs	1,2,3,4	2.1240/2.1250 53.950/53.975	2.2955/2.2975 58.306/58.357	1.071 27.20	0.0850 2.159
	F5577	1 Pair	5	2.1240/2.1250 53.950/53.975	2.2955/2.2975 58.306/58.357	1.314 33.37	0.0851 2.162
3	D155 2.5Liter Diesel	2535 cc	98.43 X 111.13	3 cyl			3
	D179 2.9Liter Diesel	2934 cc	98.43 X 128.60	3 cyl			
CR 196AM STD/0.25/0.5/0.75/1.0/1.25 -1975	C4472	1 Pair		2.5185/2.5193 63.970/63.990	2.6771/2.6779 67.998/68.019	1.264 32.10	0.0778 1.976
CR 314AM STD/010/020	C4057	3 Pairs		2.7480/2.7490 69.799/69.825	2.9000/2.9010 73.660/73.685	1.185 30.10	0.0747 1.897









IHC				IHC			
							
King Set No.	Part No.	Qty.	Position	Crankshaft Diameter	Housing Diameter	Length	Wall Thickness
CR1217AM STD/0.25/0.5/0.75 1975-	C4076	1 Pair		2.5185/2.5193 63.970/63.990	2.6772/2.6779 68.001/68.019	1.185 30.10	0.0778 1.976
MB4087AM <i>crank flange length mm</i> STD 36.50/36.45 0.25 36.50/36.45 0.5 36.50/36.45 0.75 36.50/36.45	M 581U M 581L	3 Pairs	1,2,3	3.1484/3.1492 79.969/79.990	3.3858/3.3865 85.999/86.017	1.015 25.78	0.1170 2.972
	F5368U F5368L	1 Pair	4	3.1484/3.1492 79.969/79.990	3.3858/3.3865 85.999/86.017	1.441 36.60	0.1170 2.972
PB 102CP							
MB 437AM Optional to MB4087AM (flange O/S) <i>crank flange length mm</i> STD 36.50/36.45 0.25 36.75/36.70 0.5 37.00/36.95 0.75 37.25/37.20	M 581U M 581L	3 Pairs	1,2,3	3.1484/3.1492 79.969/79.990	3.3858/3.3865 85.999/86.017	1.015 25.78	0.1170 2.972
	F 581U F 581L	1 Pair	4	3.1484/3.1492 79.969/79.990	3.3858/3.3865 85.999/86.017	1.441 36.60	0.1170 2.972
4	D155		2535 cc	98.43 X 111.13	3 cyl		4
	D179		2934 cc	98.43 X 128.60	3 cyl		
CR 304AM STD/0.25/0.5/0.75/1.0 -1975	C4472	3 Pairs		2.5185/2.5193 63.970/63.990	2.6771/2.6779 67.998/68.019	1.264 32.10	0.0778 1.976
MB4087AM <i>crank flange length mm</i> STD 36.50/36.45 0.25 36.50/36.45 0.5 36.50/36.45 0.75 36.50/36.45	M 581U M 581L	3 Pairs	1,2,3	3.1484/3.1492 79.969/79.990	3.3858/3.3865 85.999/86.017	1.015 25.78	0.1170 2.972
	F5368U F5368L	1 Pair	4	3.1484/3.1492 79.969/79.990	3.3858/3.3865 85.999/86.017	1.441 36.60	0.1170 2.972
MB 437AM Optional to MB4087AM (flange O/S) <i>crank flange length mm</i> STD 36.50/36.45 0.25 36.75/36.70 0.5 37.00/36.95 0.75 37.25/37.20	M 581U M 581L	3 Pairs	1,2,3	3.1484/3.1492 79.969/79.990	3.3858/3.3865 85.999/86.017	1.015 25.78	0.1170 2.972
	F 581U F 581L	1 Pair	4	3.1484/3.1492 79.969/79.990	3.3858/3.3865 85.999/86.017	1.441 36.60	0.1170 2.972
5	D206 3.4Liter Diesel		3380 cc	98.43 X 111.13	4 cyl		5
	D239 3.9Liter Diesel		3912 cc	98.43 X 128.60	4 cyl		
	DT239 3.9Liter Diesel		3912 cc	98.43 X 128.60	4 cyl		
CR 196AM STD/0.25/0.5/0.75/1.0/1.25 -1975	C4472	1 Pair		2.5185/2.5193 63.970/63.990	2.6771/2.6779 67.998/68.019	1.264 32.10	0.0778 1.976
CR1217AM STD/0.25/0.5/0.75 1975-	C4076	1 Pair		2.5185/2.5193 63.970/63.990	2.6772/2.6779 68.001/68.019	1.185 30.10	0.0778 1.976
CR4076AM STD/0.25/0.5/0.75 1975-	C4076	4 Pairs		2.5185/2.5193 63.970/63.990	2.6772/2.6779 68.001/68.019	1.185 30.10	0.0778 1.976
CR4472AM STD/0.25/0.5/0.75/1.0 -1975	C4472	4 Pairs		2.5185/2.5193 63.970/63.990	2.6771/2.6779 67.998/68.019	1.264 32.10	0.0778 1.976
MB 152AM STD/0.25/0.5/0.75/1.0	M 581U M 581L	1 Pair		3.1484/3.1492 79.969/79.990	3.3858/3.3865 85.999/86.017	1.015 25.78	0.1170 2.972
MB 153AM <i>crank flange length mm</i> STD 36.50/36.45 0.25 36.75/36.70 0.5 37.00/36.95 0.75 37.25/37.20 1.0 37.25/37.20 1.25 37.25/37.20	F 581U F 581L	1 Pair		3.1484/3.1492 79.969/79.990	3.3858/3.3865 85.999/86.017	1.441 36.60	0.1170 2.972









IHC				IHC			
							
King Set No.	Part No.	Qty.	Position	Crankshaft Diameter	Housing Diameter	Length	Wall Thickness
MB5368AM crank flange length mm STD 36.50/36.45 0.25 36.50/36.45 0.5 36.50/36.45 0.75 36.50/36.45	M 581U M 581L F5368U F5368L	4 Pairs 1 Pair	1,2,3,4 5	3.1484/3.1492 79.969/79.990 3.1484/3.1492 79.969/79.990	3.3858/3.3865 85.999/86.017 3.3858/3.3865 85.999/86.017	1.015 25.78 1.441 36.60	0.1170 2.972 0.1170 2.972
MB 581AM Optional to MB5368AM (flange O/S) crank flange length mm STD 36.50/36.45 0.25 36.75/36.70 0.5 37.00/36.95 0.75 37.25/37.20 1.5 37.25/37.20	M 581U M 581L F 581U F 581L	4 Pairs 1 Pair	1,2,3,4 5	3.1484/3.1492 79.969/79.990 3.1484/3.1492 79.969/79.990	3.3858/3.3865 85.999/86.017 3.3858/3.3865 85.999/86.017	1.015 25.78 1.441 36.60	0.1170 2.972 0.1170 2.972
6	D310		5070 cc	98.43 X 111.13	6 cyl		6
	DT358 5.8 Liter, Diesel		5868 cc	98.43 X 128.60	6 cyl		
	D358 5.9Liter Diesel		5870 cc	98.43 X 128.50	6 cyl		
CR 196AM STD/0.25/0.5/0.75/1.0/1.25 -1975	C4472	1 Pair		2.5185/2.5193 63.970/63.990	2.6771/2.6779 67.998/68.019	1.264 32.10	0.0778 1.976
CR 693AM STD/0.25/0.5/0.75/1.0	C4472	6 Pairs		2.5185/2.5193 63.970/63.990	2.6771/2.6779 67.998/68.019	1.264 32.10	0.0778 1.976
CR1217AM STD/0.25/0.5/0.75 1975-	C4076	1 Pair		2.5185/2.5193 63.970/63.990	2.6772/2.6779 68.001/68.019	1.185 30.10	0.0778 1.976
MB 780AM crank flange length mm STD 36.50/36.45 0.25 36.75/36.70 0.5 37.00/36.95 0.75 37.25/37.20 1.25 37.25/37.20	M 581U M 581L F 581U F 581L	6 Pairs 1 Pair	1,2,3,4, 5,6 7	3.1484/3.1492 79.969/79.990 3.1484/3.1492 79.969/79.990	3.3858/3.3865 85.999/86.017 3.3858/3.3865 85.999/86.017	1.015 25.78 1.441 36.60	0.1170 2.972 0.1170 2.972
MB7110AM crank flange length mm STD 36.50/36.45 0.25 36.50/36.45 0.5 36.50/36.45	M 581U M 581L F5368U F5368L	6 Pairs 1 Pair	1,2,3,4, 5,6 7	3.1484/3.1492 79.969/79.990 3.1484/3.1492 79.969/79.990	3.3858/3.3865 85.999/86.017 3.3858/3.3865 85.999/86.017	1.015 25.78 1.441 36.60	0.1170 2.972 0.1170 2.972
7	DT358 5.9Liter Diesel Turbocharged		5867 cc	98.43 X 128.50	6 cyl		7
CR6665AM STD/0.25/0.5/0.75	C6665	6 Pairs		2.5185/2.5193 63.970/63.990	2.6772/2.6779 68.001/68.019	1.264 32.10	0.0778 1.976
MB7110AM crank flange length mm STD 36.50/36.45 0.25 36.50/36.45 0.5 36.50/36.45	M 581U M 581L F5368U F5368L	6 Pairs 1 Pair	1,2,3,4, 5,6 7	3.1484/3.1492 79.969/79.990 3.1484/3.1492 79.969/79.990	3.3858/3.3865 85.999/86.017 3.3858/3.3865 85.999/86.017	1.015 25.78 1.441 36.60	0.1170 2.972 0.1170 2.972
MB 780AM Optional to MB7110AM (flange O/S) crank flange length mm STD 36.50/36.45 0.25 36.75/36.70 0.5 37.00/36.95 0.75 37.25/37.20 1.25 37.25/37.20	M 581U M 581L F 581U F 581L	6 Pairs 1 Pair	1,2,3,4, 5,6 7	3.1484/3.1492 79.969/79.990 3.1484/3.1492 79.969/79.990	3.3858/3.3865 85.999/86.017 3.3858/3.3865 85.999/86.017	1.015 25.78 1.441 36.60	0.1170 2.972 0.1170 2.972
8	DT-402 6.6Liter		6580 cc	100.00 X 139.70	6 cyl		8
CR6666AM STD/0.25/0.5	C6666	6 Pairs		2.5185/2.5193 63.970/63.990	2.6771/2.6779 67.998/68.019	1.185 30.10	0.0778 1.976
MB7110AM crank flange length mm STD 36.50/36.45 0.25 36.50/36.45 0.5 36.50/36.45	M 581U M 581L F5368U F5368L	6 Pairs 1 Pair	1,2,3,4, 5,6 7	3.1484/3.1492 79.969/79.990 3.1484/3.1492 79.969/79.990	3.3858/3.3865 85.999/86.017 3.3858/3.3865 85.999/86.017	1.015 25.78 1.441 36.60	0.1170 2.972 0.1170 2.972

IHC				IHC			
 King Set No.	 Part No.	 Qty.	 Position	 Crankshaft Diameter	 Housing Diameter	 Length	 Wall Thickness
MB 780AM Optional to MB7110AM (flange O/S) crank flange length mm STD 36.50/36.45 0.25 36.75/36.70 0.5 37.00/36.95 0.75 37.25/37.20 1.25 37.25/37.20	M 581U M 581L	6 Pairs	1,2,3,4, 5,6	3.1484/3.1492 79.969/79.990	3.3858/3.3865 85.999/86.017	1.015 25.78	0.1170 2.972
	F 581U F 581L	1 Pair	7	3.1484/3.1492 79.969/79.990	3.3858/3.3865 85.999/86.017	1.441 36.60	0.1170 2.972
9	V400 6.6Liter Diesel		6606 cc	105.97 X 93.68	8 cyl		9
MB5518AM crank flange length mm STD 32.26/32.21 010 32.29/32.24 020 32.29/32.24 030 32.29/32.24 040 32.29/32.24	M5518U M5518L	4 Pairs	1,2,4,5	2.7472/2.7479 69.779/69.797	2.9410/2.9420 74.701/74.727	0.927 23.55	0.0958 2.433
	F5518U F5518L	1 Pair	3	2.7482/2.7489 69.804/69.822	2.9410/2.9420 74.701/74.727	1.274 32.36	0.0958 2.433
10	421CI 6.9Liter Diesel		6883 cc	101.60 X 106.17	8 cyl		10
	446CI 7.3Liter Diesel		7266 cc	104.39 X 106.17	8 cyl		
CR 829CP STD/010/020/030/040	C 829	8 Pairs		2.4980/2.4990 63.449/63.475	2.6905/2.6910 68.339/68.351	0.887 22.53	0.0952 2.418
CS 532BB							
MB5599SI crank flange length mm STD 28.69/28.64 010 28.72/28.67 020 28.72/28.67 030 28.72/28.67	M5599U M5599L	4 Pairs	1,2,4,5	3.1228/3.1236 79.319/79.339	3.3152/3.3162 84.206/84.231	0.874 22.20	0.0948 2.408
	F5599U F5599L	1 Pair	3	3.1228/3.1236 79.319/79.339	3.3152/3.3162 84.206/84.231	1.134 28.79	0.0948 2.408

Engine Index: Infiniti

Engine-Code	Years	Cyl	CC	Line
Nissan SR20DE 2.0Liter DOHC, 16 Valves, vin C, Gasoline	01/1991 - 12/2002	4	1998	1
Nissan VG30E 3.0Liter SOHC, 12 Valves, vin H, Gasoline	01/1990 - 12/1992	6	2960	2
Nissan VG30DE 3.0Liter DOHC, 24 Valves, vin A, Gasoline	01/1993 - 12/1997	6	2960	3
Nissan VQ30DE 3.0Liter DOHC, 24 Valves, vin C, Gasoline	01/1996 - 12/2001	6	2988	4
Nissan VG33E 3.3Liter SOHC, 12 Valves, vin A, Gasoline	01/1997 - 12/2000	6	3275	2
Nissan VQ35DE 3.5Liter DOHC, 24 Valves, Gasoline	01/2001 - 12/2008	6	3498	5

Infiniti				Infiniti			
 King Set No.	 Part No.	 Qty.	 Position	 Crankshaft Diameter	 Housing Diameter	 Length	 Wall Thickness
1	Nissan SR20DE 2.0Liter DOHC, 16 Valves, vin C, Gasoline		01/1991 - 12/2002	1998 cc	86.00 X 86.00	4 cyl	1
CR4136AM STD/0.25/0.5/0.75/1.0	C4136	4 Pairs	1,2,3,4	1.8880/1.8887 47.955/47.973	2.0079/2.0084 51.001/51.013	0.669 17.00	0.0589 1.496
MB5243AM STD/0.25/0.5/0.75/1.0	M5243U M5243L	5 Pairs	1,2,3,4, 5	2.1636/2.1646 54.955/54.981	2.3206/2.3216 58.943/58.969	0.748 19.00	0.0778 1.976

Infiniti				Infiniti			
 King Set No.	 Part No.	 Qty.	 Position	 Crankshaft Diameter	 Housing Diameter	 Length	 Wall Thickness
TW 139AM STD	W 139	1 Pair		2.4314 61.758	3.2878 83.510	0.000 0.00	0.0770 1.956
CR4136XP STD/STDX/0.25/0.5 Optional to CR4136AM (Race bearings, Tri-metal [pMax Black]) 17 mm rod width	C4136/PR	4 Pairs	1,2,3,4	1.8880/1.8887 47.955/47.973	2.0079/2.0084 51.001/51.013	0.669 17.00	0.0592 1.504
MB5243XP STD/STDX/0.25/0.25/0.5 Optional to MB5243AM (Race bearings, Tri-metal [pMax Black]) 3/4 Groove	M5243U/PR M5243L/PR	5 Pairs	1,2,3,4, 5	2.1636/2.1646 54.955/54.981	2.3206/2.3216 58.943/58.969	0.748 19.00	0.0778 1.976
2	Nissan VG30E 3.0Liter SOHC, 12 Valves, vin H, Gasoline	01/1990 - 12/1992	2960 cc	87.00 X 83.00	6 cyl		2
	Nissan VG33E 3.3Liter SOHC, 12 Valves, vin A, Gasoline	01/1997 - 12/2000	3275 cc	91.50 X 83.00	6 cyl		
CR6676SI STD/0.25/0.5/0.75/1.0	C6676	6 Pairs		1.9675 49.975	2.0871 53.012	0.669 17.00	0.0593 1.506
MB 453AM crank flange length mm STD 28.85/28.80 0.25 28.95/28.90 0.5 29.10/29.05 1.0 29.10/29.05	M 453/1U M 495/1L	1 Pair	1	2.4793 62.974	2.6243 66.657	0.886 22.50	0.0720 1.829
	M 453/2U M 495/2L	2 Pairs	2,3	2.4793 62.974	2.6243 66.657	0.748 19.00	0.0720 1.829
	F 453U F 453L	1 Pair	4	2.4793 62.974	2.6242 66.655	1.140 28.95	0.0720 1.829
CR6676XP STD/STDX/0.25/0.25/0.5 Optional to CR6676SI (Race bearings, Tri-metal [pMax Black])	C6676-PR	6 Pairs		1.9670/1.9675 49.962/49.975	2.0866/2.0870 53.000/53.010	0.669 17.00	0.0591 1.501
MB4008AM Optional to MB 453AM (flange STD) crank flange length mm STD 28.85/28.80 0.25 28.88/28.83 0.5 28.88/28.83 0.75 28.88/28.83	M 453/1U M 495/1L	1 Pair	1	2.4793 62.974	2.6243 66.657	0.886 22.50	0.0720 1.829
	M 453/2U M 495/2L	2 Pairs	2,3	2.4793 62.974	2.6243 66.657	0.748 19.00	0.0720 1.829
	F4008U F 495L	1 Pair	4	2.4793 62.974	2.6242 66.655	1.140 28.95	0.0720 1.829
3	Nissan VG30DE 3.0Liter DOHC, 24 Valves, vin A, Gasoline	01/1993 - 12/1997	2960 cc	87.00 X 83.00	6 cyl		3
CR6676SI STD/0.25/0.5/0.75/1.0	C6676	6 Pairs		1.9675 49.975	2.0871 53.012	0.669 17.00	0.0593 1.506
MB 495AM crank flange length mm STD 28.85/28.80 0.25 28.88/28.83 0.5 28.88/28.83 0.75 28.88/28.83	M 495/1U M 495/1L	1 Pair	1	2.4793 62.974	2.6249 66.672	0.886 22.50	0.0720 1.829
	M 495/2U M 495/2L	2 Pairs	2,3	2.4793 62.974	2.6249 66.672	0.748 19.00	0.0720 1.829
	F 495U F 495L	1 Pair	4	2.4793 62.974	2.6249 66.672	1.140 28.95	0.0720 1.829
CR6676XP STD/STDX/0.25/0.25/0.5 Optional to CR6676SI (Race bearings, Tri-metal [pMax Black])	C6676-PR	6 Pairs		1.9670/1.9675 49.962/49.975	2.0866/2.0870 53.000/53.010	0.669 17.00	0.0591 1.501
4	Nissan VQ30DE 3.0Liter DOHC, 24 Valves, vin C, Gasoline	01/1996 - 12/2001	2988 cc	93.00 X 73.30	6 cyl		4
CR6752CP STD/0.25/0.5/0.75	C6752	6 Pairs		1.7700/1.7706 44.958/44.973	1.8898/1.8903 48.001/48.014	0.669 17.00	0.0592 1.504
MB4058CP STD/0.25/0.5/0.75	M4058U M4058L	4 Pairs	1,2,3,4	2.3603/2.3612 59.952/59.974	2.5194/2.5204 63.993/64.018	0.796 20.22	0.0787 1.999
TW 271AM STD	W 271U W 271L	2 Pairs		2.6181/2.6280 66.500/66.751	3.1201/3.1299 79.251/79.499	0.000 0.00	0.0768 1.951

Infiniti				Infiniti			
King Set No.	Part No.	Qty.	Position	Crankshaft Diameter	Housing Diameter	Length	Wall Thickness
CR6752XP STD/0.25 Optional to CR6752CP (Race bearings, Tri-metal [pMax Black])	C6752-PR	6 Pairs		1.7700/1.7706 44.958/44.973	1.8898/1.8903 48.001/48.014	0.673 17.10	0.0591 1.501
MB4058XP STD/0.25 Optional to MB4058CP (Race bearings, Tri-metal [pMax Black])	M4058U-PR M4058L-PR	4 Pairs	1,2,3,4	2.3603/2.3612 59.952/59.974	2.5194/2.5203 63.993/64.016	0.796 20.22	0.0791 2.009
5	Nissan VQ35DE 3.5Liter DOHC, 24 Valves, Gasoline	01/2001 - 12/2008	3498 cc	95.50 X 81.40	6 cyl		5
CR6775CP STD/0.25/0.5	C6775	6 Pairs		2.0455/2.0463 51.956/51.976	2.1654/2.1659 55.001/55.014	0.669 17.00	0.0592 1.504
MB4058CP STD/0.25/0.5/0.75	M4058U M4058L	4 Pairs	1,2,3,4	2.3603/2.3612 59.952/59.974	2.5194/2.5204 63.993/64.018	0.796 20.22	0.0787 1.999
TW 271AM STD	W 271U W 271L	2 Pairs		2.6181/2.6280 66.500/66.751	3.1201/3.1299 79.251/79.499	0.000 0.00	0.0768 1.951
CR6775XP STD/STDX/.025/0.25 Optional to CR6775CP (Race bearings, Tri-metal [pMax Black])	C6775-PR	6 Pairs		2.0455/2.0463 51.956/51.976	2.1654/2.1659 55.001/55.014	0.669 17.00	0.0591 1.501
MB4058XP STD/0.25 Optional to MB4058CP (Race bearings, Tri-metal [pMax Black])	M4058U-PR M4058L-PR	4 Pairs	1,2,3,4	2.3603/2.3612 59.952/59.974	2.5194/2.5203 63.993/64.016	0.796 20.22	0.0791 2.009

Engine Index: Isuzu

Engine-Code	Years	Cyl	CC	Line
G130 1.3Liter OHV, 8 Valves, Gasoline	01/1966 - 12/1972	4	1325	1
G150 1.5Liter OHV, 8 Valves, Gasoline	01/1966 - 12/1975	4	1471	1
4XC1 1.5Liter SOHC, 8 Valves, vin 7, Gasoline	03/1985 - 02/1990	4	1471	2
4XC1T 1.5Liter SOHC, 8 Valves, vin 9, Gasoline Turbocharged	04/1986 - 02/1990	4	1471	2
4XC1 1.5Liter SOHC, 8 Valves, vin K, Gasoline	02/1990 -	4	1471	3
4XC1T 1.5Liter SOHC, 8 Valves, vin 9, Gasoline	02/1990 - 12/1991	4	1471	3
4EC1,4EC1-T 1.5Liter SOHC, 8 Valves, Diesel Turbocharged	03/1985 - 02/1990	4	1488	5
4EC1 1.5Liter SOHC, 8 Valves, Diesel	03/1985 - 02/1990	4	1488	4
G161 1.6Liter OHV, 8 Valves, Gasoline	01/1966 - 12/1986	4	1584	1
4ZA1 1.6Liter SOHC, 8 Valves, Gasoline	01/1981 -	4	1584	6
4ZB1 1.6Liter SOHC, 8 Valves, Gasoline	01/1981 - 12/1990	4	1584	6
4ZB1-T 1.6Liter SOHC, 8 Valves, Gasoline	01/1986 - 12/1988	4	1584	6
4XE1W 1.6Liter DOHC, 16 Valves, vin 5, Gasoline	01/1988 - 02/1990	4	1588	7
4XE1 1.6Liter SOHC, 12 Valves, vin 6, Gasoline	02/1990 - 12/1993	4	1588	8
4XE1WT 1.6Liter DOHC, 16 Valves, vin 4, Gasoline Turbocharged	01/1991 - 12/1992	4	1588	8
4EE1-T 1.7Liter SOHC, 8 Valves, Diesel Turbocharged	02/1990 -	4	1686	9
G180 1.8Liter SOHC, 8 Valves, vin B,N, Gasoline	01/1969 - 07/1987	4	1817	1
4XF1 1.8Liter DOHC, 16 Valves, vin 8, Gasoline	01/1992 - 12/1993	4	1817	10
4JE1 1.9Liter 8 Valves, Diesel	01/1987 -	4	1862	11
G200 2.0Liter SOHC, 8 Valves, vin A, Gasoline	12/1978 - 04/1988	4	1949	1
G200 2.0Liter SOHC, 8 Valves, vin A, Gasoline	04/1988 - 12/1989	4	1949	6
C190 2.0Liter OHV, 8 Valves, Diesel	01/1982 - 05/1988	4	1951	12
C201PT 2.0Liter OHV, 8 Valves, Diesel Turbocharged	01/1969 -	4	1991	13
4ZC1T 2.0Liter SOHC, 8 Valves, Gasoline Turbocharged	01/1983 - 12/1990	4	1994	6
4ZC1 2.0Liter SOHC, 8 Valves, Gasoline	01/1986 - 12/1988	4	1994	6
4JD1 2.0Liter 8 Valves, Diesel	01/1987 -	4	2039	11
General Motors 134CI LN2 2.2Liter OHV, 8 Valves, vin 4, Gasoline	01/1996 - 12/1997	4	2180	14
X22E 2.2Liter DOHC, 16 Valves, vin D, Gasoline	01/1998 - 12/2003	4	2180	15
C221 2.2Liter OHV, 8 Valves, Diesel	01/1968 - 12/1979	4	2207	13

Engine-Code	Years	Cyl	CC	Line
C223 2.2Liter SOHC, 8 Valves, Diesel	07/1979 -	4	2238	12
C223T 2.2Liter SOHC, 8 Valves, Diesel Turbocharged	08/1983 - 08/1988	4	2238	12
4JC1 2.2Liter 8 Valves, Diesel	01/1984 -	4	2238	11
D201 2.2Liter OHV, 8 Valves, Diesel	01/1985 - 08/1988	4	2238	11
4ZD1 2.3Liter SOHC, 8 Valves, Gasoline	01/1984 - 12/1995	4	2254	6
C240 2.4Liter OHV, 8 Valves, Diesel	01/1969 - 12/1988	4	2369	13
4JA1 2.5Liter OHV, 8 Valves, Diesel	01/1985 - 12/1990	4	2499	11
4ZE1 2.6Liter SOHC, 8 Valves, Gasoline	08/1987 - 12/1997	4	2559	16
4JB1 2.8Liter OHV, 8 Valves, Diesel	01/1984 -	4	2771	17
4JB1-T 2.8Liter OHV, 8 Valves, Diesel Turbocharged	09/1988 - 10/1996	4	2771	17
4BA1 2.8Liter OHV, 8 Valves, Diesel	01/1971 - 05/1988	4	2775	18
General Motors 169CI LK5 2.8Liter, DOHC, 16 Valves, Gasoline	01/2006 - 12/2006	4	2800	19
General Motors173CI 2.8Liter OHV, 12 Valves, vin R, Gasoline	01/1989 - 12/1992	6	2827	20
General Motors191CI LG6 3.1Liter OHV, 12 Valves, Gasoline	01/1991 - 12/1995	6	3135	20
6VD1 3.2Liter DOHC, 24 Valves, vin W,X, Gasoline	01/1992 - 12/1995	6	3165	21
6VD1 3.2Liter SOHC, 24 Valves, vin V, Gasoline	01/1992 - 12/1997	6	3165	21
6VD1W 3.2Liter DOHC, 24 Valves, vin W,X, Gasoline	01/1998 - 12/2004	6	3165	21
4BC1,4BC2 3.3Liter, OHV, 8 Valves, Diesel	04/1978 - 12/1989	4	3268	18
4BE1 3.3Liter OHV, 8 Valves, Diesel	01/1985 -	4	3268	18
4BE2 3.3Liter OHV, 8 Valves, Diesel	06/1986 -	4	3268	18
C330 3.3Liter OHV, 8 Valves, Diesel	01/1971 - 12/1988	4	3318	22
C330 3.3Liter, OHV, 8 Valves, Diesel	01/1982 - 12/1983	4	3318	23
6VE1 3.5Liter DOHC, 24 Valves, vin X,Y, Gasoline	01/1998 - 12/2004	6	3494	21
General Motors 211CI L52 3.5Liter DOHC, 20 Valves, Gasoline	01/2006 - 12/2006	5	3500	24
4BB1 3.6Liter OHV, 8 Valves, Diesel	01/1971 - 12/1989	4	3595	18
4BD1,4BD1T 3.9Liter OHV, 8 Valves, Diesel Turbocharged	12/1978 - 12/1991	4	3867	25
4BD2TC 3.9Liter OHV, 8 Valves, Diesel Turbocharged	01/1993 - 12/1999	4	3867	25
254CI 4.2Liter DOHC, 24 Valves, vin S, Gasoline	01/2002 - 12/2009	6	4157	26
General Motors 262CI 4.3Liter OHV, 12 Valves, vin W,X, Gasoline	01/1966 - 12/2000	6	4294	27
4BG1 4.3Liter OHV, 8 Valves, Gasoline	06/1986 -	4	4329	25
General Motors 325CI LH6 5.3Liter, OHV, 16 Valves, Gasoline	01/2003 - 12/2006	8	5328	28
6BB1 5.4Liter OHV, 12 Valves, Diesel	01/1980 -	6	5393	29
General Motors 350CI 5.7Liter, OHV, 16 Valves, vin R, Gasoline	01/1993 - 12/2002	8	5735	30
6BD1,6BD1-T 5.8Liter 12 Valves, Diesel Turbocharged	01/1980 -	6	5784	29
General Motors 364CI 6.0Liter, OHV, 16 Valves, vin N,U, Gasoline	01/2004 - 12/2004	8	5967	31
6BF1,6BF1-T 6.1Liter 12 Valves, Diesel Turbocharged	01/1980 - 12/1988	6	6130	29
6BG1 6.5Liter 12 Valves, Diesel	01/1984 -	6	6489	29
6BG1-T 6.5Liter 12 Valves, Diesel Turbocharged	05/1985 -	6	6489	29

Isuzu				Isuzu			
King Set No.	Part No.	Qty.	Position	Crankshaft Diameter	Housing Diameter	Length	Wall Thickness
1	G130 1.3Liter OHV, 8 Valves, Gasoline	01/1966 - 12/1972	1325 cc	75.00 X 75.00	4 cyl		1
	G150 1.5Liter OHV, 8 Valves, Gasoline	01/1966 - 12/1975	1471 cc	79.00 X 75.00	4 cyl		
	G161 1.6Liter OHV, 8 Valves, Gasoline	01/1966 - 12/1986	1584 cc	82.00 X 75.00	4 cyl		
	G180 1.8Liter SOHC, 8 Valves, vin B,N, Gasoline	01/1969 - 07/1987	1817 cc	84.00 X 82.00	4 cyl		
	G200 2.0Liter SOHC, 8 Valves, vin A, Gasoline	12/1978 - 04/1988	1949 cc	87.00 X 82.00	4 cyl		
CR4141SI STD/0.25/0.5/0.75/1.01.25/1.5	C4141	4 Pairs		1.9262/1.9268 48.925/48.941	2.0466/2.0472 51.984/51.999	0.870 22.10	0.0595 1.511
CS 329BB							

Isuzu				Isuzu			
King Set No.	Part No.	Qty.	Position	Crankshaft Diameter	Housing Diameter	Length	Wall Thickness
MB 540AM STD/0.25/0.5/0.75/1.0/1.25/1.5	M 540/1	3 Pairs	1,3,5	2.2016/2.2022 55.921/55.936	2.3220/2.3228 58.979/58.999	1.259 31.97	0.0595 1.511
	M 540/2	2 Pairs	2,4	2.2016/2.2022 55.921/55.936	2.3220/2.3228 58.979/58.999	0.826 20.97	0.0595 1.511
TW 118AM STD/0.10/0.25	W 118	1 Pair		2.5098/2.5197 63.749/64.000	3.1575/3.1673 80.201/80.449	0.000 0.00	0.0929 2.360
2	4XC1 1.5Liter SOHC, 8 Valves, vin 7, Gasoline	03/1985 - 02/1990	1471 cc	77.00 X 79.00	4 cyl		2
	4XC1T 1.5Liter SOHC, 8 Valves, vin 9, Gasoline Turbocharged	04/1986 - 02/1990	1471 cc	77.00 X 79.00	4 cyl		
CR4004AM STD/0.25/0.5/0.75/1.0	C4004	4 Pairs		1.5726/1.5734 39.944/39.964	1.6921/1.6929 42.979/43.000	0.673 17.10	0.0592 1.504
MB5540AM STD/0.25/0.5/0.75/1.0 -02/1990	M5540U M5540L	5 Pairs		1.8873/1.8881 47.937/47.958	2.0464/2.0472 51.979/51.999	0.673 17.10	0.0791 2.009
TW 141AM STD/0.25	W 141	1 Pair		2.1654/2.1752 55.001/55.250	2.7539/2.7638 69.949/70.201	0.000 0.00	0.0870 2.210
3	4XC1 1.5Liter SOHC, 8 Valves, vin K, Gasoline	02/1990 -	1471 cc	77.00 X 79.00	4 cyl		3
	4XC1T 1.5Liter SOHC, 8 Valves, vin 9, Gasoline	02/1990 - 12/1991	1471 cc	77.00 X 79.00	4 cyl		
CR4004AM STD/0.25/0.5/0.75/1.0	C4004	4 Pairs		1.5726/1.5734 39.944/39.964	1.6921/1.6929 42.979/43.000	0.673 17.10	0.0592 1.504
MB5128AM STD/0.25/0.5/0.75/1.0	M5128U M5128L	5 Pairs		2.0440 51.918	2.2048 56.002	0.673 17.10	0.0795 2.019
TW 142AM STD/0.05/0.10/0.25	W 142	1 Pair		2.3130/2.3228 58.750/58.999	2.9016/2.9114 73.701/73.950	0.000 0.00	0.0870 2.210
4	4EC1 1.5Liter SOHC, 8 Valves, Diesel	03/1985 - 02/1990	1488 cc	76.00 X 82.00	4 cyl		4
	CR4207SI STD/0.25/0.5/0.75/1.0	C4207	4 Pairs	1.8085/1.8093 45.936/45.956	1.9282/1.9291 48.976/48.999	0.658 16.70	
MB5078SI STD/0.25/0.5/0.75/1.0 01/1987-02/1988	M5078U M5078L	5 Pairs	1,2,3,4,5	2.0440/2.0448 51.918/51.938	2.2038/2.2047 55.977/55.999	0.606 15.40	0.0790 2.007
TW 154AM STD/0.25	W 154	1 Pair		2.3230 59.004	2.7540 69.952	0.000 0.00	0.0830 2.108
TW 182AM STD/0.25/0.5 For 4EC1 engine only	W 182	1 Pair		2.1850 55.499	2.7540 69.952	0.000 0.00	0.0830 2.108
5	4EC1,4EC1-T 1.5Liter SOHC, 8 Valves, Diesel Turbocharged	03/1985 - 02/1990	1488 cc	76.00 X 82.00	4 cyl		5
	CR4207XA STD/0.25/0.5	C4207U C4207	4 Pairs	1.8085/1.8093 45.936/45.956	1.9282/1.9291 48.976/48.999	0.658 16.70	
MB5078SI STD/0.25/0.5/0.75/1.0 01/1987-02/1988	M5078U M5078L	5 Pairs	1,2,3,4,5	2.0440/2.0448 51.918/51.938	2.2038/2.2047 55.977/55.999	0.606 15.40	0.0790 2.007
TW 154AM STD/0.25	W 154	1 Pair		2.3230 59.004	2.7540 69.952	0.000 0.00	0.0830 2.108
TW 182AM STD/0.25/0.5 For 4EC1 engine only	W 182	1 Pair		2.1850 55.499	2.7540 69.952	0.000 0.00	0.0830 2.108
6	4ZA1 1.6Liter SOHC, 8 Valves, Gasoline	01/1981 -	1584 cc	82.00 X 84.00	4 cyl		6
	4ZB1 1.6Liter SOHC, 8 Valves, Gasoline	01/1981 - 12/1990	1584 cc	82.00 X 84.00	4 cyl		
	4ZB1-T 1.6Liter SOHC, 8 Valves, Gasoline	01/1986 - 12/1988	1584 cc	82.00 X 84.00	4 cyl		
	G200 2.0Liter SOHC, 8 Valves, vin A, Gasoline	04/1988 - 12/1989	1949 cc	87.00 X 82.00	4 cyl		

Isuzu				Isuzu			
King Set No.	Part No.	Qty.	Position	Crankshaft Diameter	Housing Diameter	Length	Wall Thickness
4ZC1 2.0Liter SOHC, 8 Valves, Gasoline	01/1986 - 12/1988	1994 cc	88.00 X 82.00	4 cyl			
	4ZC1T 2.0Liter SOHC, 8 Valves, Gasoline Turbocharged	01/1983 - 12/1990	1994 cc	88.00 X 82.00	4 cyl		
	4ZD1 2.3Liter SOHC, 8 Valves, Gasoline	01/1984 - 12/1995	2254 cc	89.30 X 90.00	4 cyl		
CR4141SI STD/0.25/0.5/0.75/1.0/1.25/1.5	C4141	4 Pairs		1.9262/1.9268 48.925/48.941	2.0466/2.0472 51.984/51.999	0.870 22.10	0.0595 1.511
MB5559AM STD/0.25/0.5/0.75/1.0/1.25/1.5	M5559	5 Pairs		2.2016/2.2020 55.921/55.931	2.3622 60.000	0.860 21.85	0.0791 2.009
TW 118AM STD/0.10/0.25	W 118	1 Pair		2.5098/2.5197 63.749/64.000	3.1575/3.1673 80.201/80.449	0.000 0.00	0.0929 2.360
7	4XE1W 1.6Liter DOHC, 16 Valves, vin 5, Gasoline	01/1988 - 02/1990	1588 cc	80.00 X 79.00	4 cyl		7
CR4004AM STD/0.25/0.5/0.75/1.0	C4004	4 Pairs		1.5726/1.5734 39.944/39.964	1.6921/1.6929 42.979/43.000	0.673 17.10	0.0592 1.504
MB5540AM STD/0.25/0.5/0.75/1.0 01/1988-02/1990	M5540U M5540L	5 Pairs		1.8873/1.8881 47.937/47.958	2.0464/2.0472 51.979/51.999	0.673 17.10	0.0791 2.009
TW 141AM STD/0.25	W 141	1 Pair		2.1654/2.1752 55.001/55.250	2.7539/2.7638 69.949/70.201	0.000 0.00	0.0870 2.210
8	4XE1 1.6Liter SOHC, 12 Valves, vin 6, Gasoline	02/1990 - 12/1993	1588 cc	80.00 X 79.00	4 cyl		8
	4XE1WT 1.6Liter DOHC, 16 Valves, vin 4, Gasoline Turbocharged	01/1991 - 12/1992	1588 cc	80.00 X 79.00	4 cyl		
CR4004AM STD/0.25/0.5/0.75/1.0	C4004	4 Pairs		1.5726/1.5734 39.944/39.964	1.6921/1.6929 42.979/43.000	0.673 17.10	0.0592 1.504
MB5128AM STD/0.25/0.5/0.75/1.0	M5128U M5128L	5 Pairs		2.0440 51.918	2.2048 56.002	0.673 17.10	0.0795 2.019
TW 142AM STD/0.05/0.10/0.25	W 142	1 Pair		2.3130/2.3228 58.750/58.999	2.9016/2.9114 73.701/73.950	0.000 0.00	0.0870 2.210
9	4EE1-T 1.7Liter SOHC, 8 Valves, Diesel Turbocharged	02/1990 -	1686 cc	79.00 X 86.00	4 cyl		9
CR4207XA STD/0.25/0.5	C4207U C4207	4 Pairs		1.8085/1.8093 45.936/45.956	1.9282/1.9291 48.976/48.999	0.658 16.70	0.0592 1.504
MB5078SI STD/0.25/0.5/0.75/1.0	M5078U M5078L	5 Pairs	1,2,3,4, 5	2.0440/2.0448 51.918/51.938	2.2038/2.2047 55.977/55.999	0.606 15.40	0.0790 2.007
TW 142AM STD/0.05/0.10/0.25	W 142	1 Pair		2.3130/2.3228 58.750/58.999	2.9016/2.9114 73.701/73.950	0.000 0.00	0.0870 2.210
10	4XF1 1.8Liter DOHC, 16 Valves, vin 8, Gasoline	01/1992 - 12/1993	1817 cc	80.00 X 90.00	4 cyl		10
MB5128AM STD/0.25/0.5/0.75/1.0	M5128U M5128L	5 Pairs		2.0440 51.918	2.2048 56.002	0.673 17.10	0.0795 2.019
TW 142AM STD/0.05/0.10/0.25	W 142	1 Pair		2.3130/2.3228 58.750/58.999	2.9016/2.9114 73.701/73.950	0.000 0.00	0.0870 2.210
11	4JE1 1.9Liter 8 Valves, Diesel	01/1987 -	1862 cc	84.00 X 84.00	4 cyl		11
	4JD1 2.0Liter 8 Valves, Diesel	01/1987 -	2039 cc	84.00 X 92.00	4 cyl		
	4JC1 2.2Liter 8 Valves, Diesel	01/1984 -	2238 cc	88.00 X 92.00	4 cyl		
	D201 2.2Liter OHV, 8 Valves, Diesel	01/1985 - 08/1988	2238 cc	88.00 X 92.00	4 cyl		
	4JA1 2.5Liter OHV, 8 Valves, Diesel	01/1985 - 12/1990	2499 cc	93.00 X 92.00	4 cyl		
CR4269AM STD/0.25/0.5/0.75/1.0	C4269	4 Pairs		2.0834/2.0839 52.918/52.931	2.2047/2.2041 55.999/55.984	1.012 25.70	0.0596 1.514









Isuzu						Isuzu		
King Set No.	Part No.	Qty.	Position	Crankshaft Diameter	Housing Diameter	Length	Wall Thickness	
CR4269CP STD/0.25/0.5/0.75	C4269	4 Pairs		2.0834/2.0839 52.918/52.931	2.2047/2.2041 55.999/55.984	1.012 25.70	0.0597 1.516	
MB5295AM STD/0.25/0.5/0.75/1.0	M5295U M5295L	5 Pairs	1,2,3,4, 5	2.3595 59.931	2.5197 64.000	0.906 23.00	0.0789 2.004	
TW 163AM STD/0.10/0.25/0.5	W 163	1 Pair		2.8661/2.8760 72.799/73.050	3.4232/3.4331 86.949/87.201	0.000 0.00	0.0945 2.400	
12	C190 2.0Liter OHV, 8 Valves, Diesel	01/1982 - 05/1988	1951 cc	86.00 X 84.00	4 cyl		12	
	C223 2.2Liter SOHC, 8 Valves, Diesel	07/1979 -	2238 cc	88.00 X 92.00	4 cyl			
	C223T 2.2Liter SOHC, 8 Valves, Diesel Turbocharged	08/1983 - 08/1988	2238 cc	88.00 X 92.00	4 cyl			
CR 474SI STD/0.25/0.5	C 474	4 Pairs		2.0833/2.0838 52.916/52.929	2.2041/2.2047 55.984/55.999	0.847 21.50	0.0596 1.514	
MB5157AM STD/0.25/0.5/0.75/1.0	M5157/1	2 Pairs	1,5	2.3591/2.3595 59.921/59.931	2.5187/2.5197 63.975/64.000	1.087 27.60	0.0792 2.012	
	M5157/2	2 Pairs	2,4	2.3591/2.3595 59.921/59.931	2.5187/2.5197 63.975/64.000	0.909 23.10	0.0792 2.012	
	M5157/3	1 Pair	3	2.3591/2.3595 59.921/59.931	2.5187/2.5197 63.975/64.000	1.129 28.67	0.0792 2.012	
TW 163AM STD/0.10/0.25/0.5	W 163	1 Pair		2.8661/2.8760 72.799/73.050	3.4232/3.4331 86.949/87.201	0.000 0.00	0.0945 2.400	
13	C201PT 2.0Liter OHV, 8 Valves, Diesel Turbocharged	01/1969 -	1991 cc	83.00 X 92.90	4 cyl		13	
	C221 2.2Liter OHV, 8 Valves, Diesel	01/1968 - 12/1979	2207 cc	83.00 X 102.00	4 cyl			
	C240 2.4Liter OHV, 8 Valves, Diesel	01/1969 - 12/1988	2369 cc	86.00 X 102.00	4 cyl			
CR 474SI STD/0.25/0.5	C 474	4 Pairs		2.0833/2.0838 52.916/52.929	2.2041/2.2047 55.984/55.999	0.847 21.50	0.0596 1.514	
TW 146AM STD/0.25	W 146	1 Pair	3	3.0630/3.0728 77.800/78.049	3.6594/3.6693 92.949/93.200	0.000 0.00	0.0976 2.479	
14	General Motors 134CI LN2	01/1996 - 12/1997	2180 cc	89.00 X 88.00	4 cyl		14	
	2.2Liter OHV, 8 Valves, vin 4, Gasoline							
CR4423AM STD/010/020/030/040/060	C 624	4 Pairs		1.9990/2.0000 50.775/50.800	2.1247/2.1252 53.967/53.980	0.841 21.36	0.0619 1.572	
CS 528BB								
MB5088SI	M5088/1	3 Pairs	1,2,5	2.4944/2.4954 63.358/63.383	2.6870/2.6880 68.250/68.275	0.741 18.82	0.0953 2.421	
1997-2000 crank flange length mm STD 23.93/23.88 0.25 23.96/23.91 0.5 23.96/23.91 0.75 23.96/23.91 1.0 23.96/23.91	M5088	1 Pair	3	2.4944/2.4954 63.358/63.383	2.6870/2.6880 68.250/68.275	0.821 20.85	0.0953 2.421	
	F5531	1 Pair	4	2.4944/2.4954 63.358/63.383	2.6870/2.6880 68.250/68.275	0.946 24.03	0.0953 2.421	
MB5557SI	M5530/1	4 Pairs	1,2,3,5	2.4945/2.4954 63.360/63.383	2.6870/2.6880 68.250/68.275	0.741 18.82	0.0953 2.421	
1993-1996 crank flange length mm STD 23.93/23.88 0.25 23.96/23.91 0.5 23.96/23.91 0.75 23.96/23.91 1.0 23.96/23.91	F5531	1 Pair	4	2.4945/2.4954 63.360/63.383	2.6870/2.6880 68.250/68.275	0.946 24.03	0.0953 2.421	









Isuzu				Isuzu			
King Set No.	Part No.	Qty.	Position	Crankshaft Diameter	Housing Diameter	Length	Wall Thickness
15	X22E 2.2Liter DOHC, 16 Valves, vin D, Gasoline	01/1998 - 12/2003	2180 cc	86.00 X 94.60	4 cyl		15
CR4017AM STD/0.25/0.5/0.75/1.0/1.5 4mm oil hole ,12 degree from center, fits late models	C4017 C 421L	4 Pairs		1.9280/1.9286 48.971/48.986	2.0472/2.0477 51.999/52.012	0.759 19.27	0.0589 1.496
MB5247AM crank flange length mm STD 25.91/25.86 0.25 26.11/26.06 0.5 26.31/26.26 0.75 26.51/26.46 1.0 26.71/26.66	M5247 F5247	4 Pairs 1 Pair	1,2,4,5 3	2.2828/2.2833 57.983/57.996 2.2828/2.2833 57.983/57.996	2.4409/2.4415 61.999/62.014 2.4409/2.4415 61.999/62.014	0.767 19.48 1.024 26.01	0.0784 1.991 0.0784 1.991
CR4017XP STD/STDx/0.25/0.5 Optional to CR4017AM (Race bearings, Tri-metal [pMax Black])	C4017-PR C 421L-PR	4 Pairs		1.9280/1.9286 48.971/48.986	2.0472/2.0477 51.999/52.012	0.759 19.27	0.0589 1.496
CR4106AM STD/0.25/0.5/0.75/1.0/1.25/1.5 Optional to CR4017AM (2 oil holes) 2 oil holes, fits both old and new engines	C4106U C 421L	4 Pairs		1.9280/1.9286 48.971/48.986	2.0472/2.0477 51.999/52.012	0.759 19.27	0.0589 1.496
CR4233AM STD/0.25/0.5/0.75/1.0/1.25/1.5 Optional to CR4106AM (2 oil holes in upper and lower shells)	C4106U	4 Pairs		1.9280/1.9286 48.971/48.986	2.0472/2.0477 51.999/52.012	0.759 19.27	0.0589 1.496
16	4ZE1 2.6Liter SOHC, 8 Valves, Gasoline	08/1987 - 12/1997	2559 cc	92.60 X 95.00	4 cyl		16
CR4141SI STD/0.25/0.5/0.75/1.0/1.25/1.5	C4141	4 Pairs		1.9262/1.9268 48.925/48.941	2.0466/2.0472 51.984/51.999	0.870 22.10	0.0595 1.511
MB5586AM STD/0.25/0.5/0.75/1.0/1.25/1.5	M5586 M5559	5 Pairs		2.2016/2.2020 55.921/55.931	2.3614/2.3622 59.980/60.000	0.860 21.85	0.0791 2.009
TW 118AM STD/0.10/0.25	W 118	1 Pair		2.5098/2.5197 63.749/64.000	3.1575/3.1673 80.201/80.449	0.000 0.00	0.0929 2.360
17	4JB1 2 .8Liter OHV, 8 Valves, Diesel	01/1984 -	2771 cc	93.00 X 102.00	4 cyl		17
	4JB1-T 2 .8Liter OHV, 8 Valves, Diesel Turbocharged	09/1988 - 10/1996	2771 cc	93.00 X 102.00	4 cyl		
CR4269AM STD/0.25/0.5/0.75/1.0	C4269	4 Pairs		2.0834/2.0839 52.918/52.931	2.2047/2.2041 55.999/55.984	1.012 25.70	0.0596 1.514
CR4269CP STD/0.25/0.5/0.75	C4269	4 Pairs		2.0834/2.0839 52.918/52.931	2.2047/2.2041 55.999/55.984	1.012 25.70	0.0597 1.516
MB5296AM STD/0.25/0.5/0.75/1.0	M5296U M5296L	5 Pairs	1,2,3,4, 5	2.7526/2.7532 69.916/69.931	2.9126/2.9134 73.980/74.000	0.906 23.00	0.0790 2.007
TW 146AM STD/0.25	W 146	1 Pair	3	3.0630/3.0728 77.800/78.049	3.6594/3.6693 92.949/93.200	0.000 0.00	0.0976 2.479
18	4BA1 2 .8Liter OHV, 8 Valves, Diesel	01/1971 - 05/1988	2775 cc	98.00 X 92.00	4 cyl		18
	4BC1,4BC2 3 .3Liter, OHV, 8 Valves, Diesel	04/1978 - 12/1989	3268 cc	102.00 X 100.00	4 cyl		
	4BE1 3.3Liter OHV, 8 Valves, Diesel	01/1985 -	3268 cc	105.00 X 105.00	4 cyl		
	4BE2 3.3Liter OHV, 8 Valves, Diesel	06/1986 -	3268 cc	105.00 X 105.00	4 cyl		
	4BB1 3.6Liter OHV, 8 Valves, Diesel	01/1971 - 12/1989	3595 cc	102.00 X 110.00	4 cyl		
CR4043CP STD/0.25/0.5/0.75	C4043	4 Pairs		2.5165/2.5175 63.919/63.945	2.6770/2.6775 67.996/68.009	1.177 29.90	0.0792 2.012
TW 262AM STD	W 262	2 Pairs		3.3170 84.252	3.9760 100.990	0.000 0.00	0.0984 2.499









Isuzu				Isuzu			
King Set No.	Part No.	Qty.	Position	Crankshaft Diameter	Housing Diameter	Length	Wall Thickness
TW 263AM STD	W 263	2 Pairs		3.4740 88.240	3.9760 100.990	0.000 0.00	0.0984 2.499
19	General Motors 169CI LK5 2.8Liter, DOHC, 16 Valves, Gasoline	01/2006 - 12/2006	2800 cc	93.00 X 102.00	4 cyl		19
CR4529SI STD/010/020/030	C4529	4 Pairs		2.2319/2.2325 56.690/56.706	2.3749/2.3755 60.322/60.338	0.809 20.55	0.0710 1.803
20	General Motors 173CI 2.8Liter OHV, 12 Valves, vin R, Gasoline	01/1989 - 12/1992	2827 cc	89.00 X 76.00	6 cyl		20
	General Motors 191CI LG6 3.1Liter OHV, 12 Valves, Gasoline	01/1991 - 12/1995	3135 cc	89.00 X 84.00	6 cyl		
CR 605SI STD/0.026/0.25/0.5/0.75/1.0/1.25	C 605	6 Pairs		1.9983/1.9993 50.757/50.782	2.1245/2.1255 53.962/53.988	0.719 18.26	0.0621 1.577
CS 428BB							
CS 429BB 010	S 429/1	1	1	1.8677/1.8697 47.440/47.490	2.0091/2.0100 51.031/51.054	0.625 15.88	0.0691 1.755
	S 429/2	2	2-3	1.8677/1.8697 47.440/47.490	1.9988/2.0002 50.770/50.805	0.630 16.00	0.0640 1.626
	S 429/4	1	4	1.8677/1.8697 47.440/47.490	2.0091/2.0100 51.031/51.054	0.625 15.88	0.0691 1.755
MB4080SI crank flange length mm STD 23.92/23.87 0.25 23.95/23.90 0.5 23.95/23.90 0.75 23.95/23.90 1.0 23.95/23.90	M4080/1U M4080/1L	2 Pairs	1,4	2.6473/2.6482 67.241/67.264	2.8406/2.8415 72.151/72.174	0.976 24.80	0.0958 2.433
	M4080/2U M4080/2L	1 Pair	2	2.6473/2.6482 67.241/67.264	2.8406/2.8415 72.151/72.174	0.738 18.75	0.0958 2.433
	F4080U F4080L	1 Pair	3	2.6473/2.6482 67.241/67.264	2.8406/2.8415 72.151/72.174	0.946 24.02	0.0958 2.433
CR6680SI STD/0.25/0.5/0.75 Optional to CR 605SI (housing bore +.002")	C6680	6 Pairs		1.9983/1.9993 50.757/50.782	2.1265/2.1275 54.013/54.039	0.719 18.26	0.0631 1.603
MB4091SI Optional to MB4080SI (housing bore +.020") crank flange length mm STD 23.90/23.85 0.25 23.93/23.88	M4030/1U M4091/1L	2 Pairs	1,4	2.6473/2.6482 67.241/67.264	2.8605/2.8615 72.657/72.682	0.976 24.80	0.1055 2.680
	M4030/2U M4091/2L	1 Pair	2	2.6473/2.6482 67.241/67.264	2.8605/2.8615 72.657/72.682	0.737 18.72	0.1055 2.680
	F4030U F4091L	1 Pair	3	2.6473/2.6482 67.241/67.264	2.8605/2.8615 72.657/72.682	0.945 24.00	0.1055 2.680
MB4093SI Optional to MB4080SI (flange O/S 0.5mm) crank flange length mm 0.25 24.42/24.37 0.5 24.42/24.37 0.75 24.42/24.37	M4080/1U M4080/1L	2 Pairs	1,4	2.6473/2.6482 67.241/67.264	2.8406/2.8415 72.151/72.174	0.976 24.80	0.0958 2.433
	M4080/2U M4080/2L	1 Pair	2	2.6473/2.6482 67.241/67.264	2.8406/2.8415 72.151/72.174	0.738 18.75	0.0958 2.433
	F4093U F4093L	1 Pair	3	2.6473/2.6482 67.241/67.264	2.8406/2.8415 72.151/72.174	0.946 24.02	0.0958 2.433
21	6VD1 3.2Liter SOHC, 24 Valves, vin V, Gasoline	01/1992 - 12/1997	3165 cc	93.40 X 77.00	6 cyl		21
	6VD1 3.2Liter DOHC, 24 Valves, vin W,X, Gasoline	01/1992 - 12/1995	3165 cc	93.40 X 77.00	6 cyl		
	6VD1W 3.2Liter DOHC, 24 Valves, vin W,X, Gasoline	01/1998 - 12/2004	3165 cc	93.40 X 77.00	6 cyl		
	6VE1 3.5Liter DOHC, 24 Valves, vin X,Y, Gasoline	01/1998 - 12/2004	3494 cc	93.40 X 85.00	6 cyl		
CR6685AM STD/0.25/0.5/0.75/1.0	C6685	6 Pairs	1,2,3,4, 5,6	2.1229/2.1235 53.922/53.937	2.2434/2.2441 56.982/57.000	0.673 17.10	0.0597 1.516

Isuzu				Isuzu			
King Set No.	Part No.	Qty.	Position	Crankshaft Diameter	Housing Diameter	Length	Wall Thickness
MB4010AM STD/0.25/0.5/0.75/1.0	M4010/1	2 Pairs	1,4	2.5165/2.5170 63.919/63.932	2.7157/2.7165 68.979/68.999	0.728 18.50	0.0992 2.520
	M4010A M4010B	2 Pairs	2,3	2.5165/2.5170 63.919/63.932	2.7157/2.7165 68.979/68.999	0.650 16.50	0.0992 2.520
TW 171AM STD	W 171	1 Pair		2.7953/2.8051 71.001/71.250	3.8405/3.8504 97.549/97.800	0.000 0.00	0.0770 1.956
22	C330 3.3Liter OHV, 8 Valves, Diesel	01/1971 - 12/1988	3318 cc	98.00 X 110.00	4 cyl		22
CR4043CP STD/0.25/0.5/0.75	C4043	4 Pairs		2.5165/2.5175 63.919/63.945	2.6770/2.6775 67.996/68.009	1.177 29.90	0.0792 2.012
TW 293AM STD	W 293D W 293E	2 Pairs		3.3169 84.249	3.9763 100.998	0.000 0.00	0.1181 3.000
23	C330 3.3Liter, OHV, 8 Valves, Diesel	01/1982 - 12/1983	3318 cc	98.00 X 110.00	4 cyl		23
CR4043CP STD/0.25/0.5/0.75	C4043	4 Pairs		2.5165/2.5175 63.919/63.945	2.6770/2.6775 67.996/68.009	1.177 29.90	0.0792 2.012
TW 262AM STD	W 262	2 Pairs		3.3170 84.252	3.9760 100.990	0.000 0.00	0.0984 2.499
24	General Motors 211CI L52 3.5Liter DOHC, 20 Valves, Gasoline	01/2006 - 12/2006	3500 cc	93.00 X 102.00	5 cyl		24
CR 525SI STD/010/020	C4529	5 Pairs		2.2319/2.2325 56.690/56.706	2.3749/2.3755 60.322/60.338	0.809 20.55	0.0710 1.803
25	4BD1,4BD1T 3.9Liter OHV, 8 Valves, Diesel Turbocharged	12/1978 - 12/1991	3867 cc	102.00 X 118.00	4 cyl		25
	4BD2TC 3.9Liter OHV, 8 Valves, Diesel Turbocharged	01/1993 - 12/1999	3867 cc	102.00 X 118.00	4 cyl		
	4BG1 4.3Liter OHV, 8 Valves, Gasoline	06/1986 -	4329 cc	105.00 X 125.00	4 cyl		
CR4043CP STD/0.25/0.5/0.75	C4043	4 Pairs		2.5165/2.5175 63.919/63.945	2.6770/2.6775 67.996/68.009	1.177 29.90	0.0792 2.012
MB5579AM STD/0.25/0.5/0.75/1.0 04/1980-	M5579U	4 Pairs	1,2,4,5	3.1460/3.1466 79.908/79.924	3.3464/3.3472 84.999/85.019	1.055 26.80	0.0992 2.520
	M5579U M5579L	1 Pair	3	3.1460/3.1466 79.908/79.924	3.3464/3.3472 84.999/85.019	1.055 26.80	0.0992 2.520
MB5579CP STD/0.25/0.5/0.75 04/1980-	M5579U	4 Pairs	1,2,4,5	3.1460/3.1466 79.908/79.924	3.3464/3.3472 84.999/85.019	1.055 26.80	0.0993 2.522
	M5579U M5579L	1 Pair	3	3.1460/3.1466 79.908/79.924	3.3464/3.3472 84.999/85.019	1.055 26.80	0.0993 2.522
TW 263AM STD	W 263	2 Pairs		3.4740 88.240	3.9760 100.990	0.000 0.00	0.0984 2.499
26	254CI 4.2Liter DOHC, 24 Valves, vin S, Gasoline	01/2002 - 12/2009	4157 cc	93.00 X 102.00	6 cyl		26
CR6860SI STD/010/020	C6860	6 Pairs		2.2319/2.2326 56.690/56.708	2.3749/2.3755 60.322/60.338	0.818 20.77	0.0709 1.801
MB7765CP STD	M7765U M7765L	6 Pairs	1,2,3,4, 6,7	2.7546/2.7552 69.967/69.982	3.0736/3.0743 78.069/78.087	0.818 20.77	0.1593 4.046
	F7765U M7765L	1 Pair	5	2.7546/2.7552 69.967/69.982	3.0736/3.0743 78.069/78.087	1.002 25.45	0.1593 4.046
CR6861SI STD/010/020 Optional to CR6860SI (with .002" OD housing)	C6861	6 Pairs		2.2319/2.2326 56.690/56.708	2.3809/2.3815 60.475/60.490	0.818 20.77	0.0709 1.801

Isuzu				Isuzu			
King Set No.	Part No.	Qty.	Position	Crankshaft Diameter	Housing Diameter	Length	Wall Thickness
27	General Motors 262CI 4.3Liter OHV, 12 Valves, vin W,X, Gasoline	01/1966 - 12/2000	4294 cc	101.60 X 88.40	6 cyl		27
CR6625SI STD/0.26/0.25/0.5/0.75/1.0	C6625	6 Pairs		2.2492/2.2498 57.130/57.145	2.3747/2.3757 60.317/60.343	0.752 19.10	0.0619 1.572
CS 414BB 010	S 414/1	1	1	1.8682/1.8692 47.452/47.478	2.0190/2.0210 51.283/51.333	0.740 18.80	0.0744 1.890
	S 414/2	2	2,4	1.8682/1.8692 47.452/47.478	2.0090/2.0110 51.029/51.079	0.745 18.92	0.0694 1.763
	S 414/3	1	3	1.8682/1.8692 47.452/47.478	1.9990/2.0010 50.775/50.825	0.740 18.80	0.0644 1.636
CS1101BB							
MB 445SI crank flange length mm STD 43.64/43.59 001 43.67/43.62 010 43.67/43.62 020 43.67/43.62 030 43.67/43.62 040 43.67/43.62 060 43.89/43.84	M 557U M 557L	3 Pairs	1,2,3	2.4484/2.4493 62.189/62.212	2.6406/2.6415 67.071/67.094	0.805 20.45	0.0955 2.426
	F 557U F 557L	1 Pair	4	2.4479/2.4488 62.177/62.200	2.6406/2.6415 67.071/67.094	1.722 43.74	0.0955 2.426
CR6683SI STD/0.25/0.5/0.75 Optional to CR6625SI (housing bore +.002")	C6683	6 Pairs		2.2492/2.2498 57.130/57.145	2.3760/2.3770 60.350/60.376	0.752 19.10	0.0629 1.598
MB 452SI Optional to MB 445SI (housing bore +.002") crank flange length mm STD 43.64/43.59 010 43.67/43.62 020 43.67/43.62	M5570U M5570L	3 Pairs	1,2,3	2.4484/2.4493 62.189/62.212	2.6606/2.6615 67.579/67.602	0.805 20.45	0.1055 2.680
	F5570U F5570L	1 Pair	4	2.4479/2.4488 62.177/62.200	2.6606/2.6615 67.579/67.602	1.722 43.74	0.1055 2.680
28	General Motors 325CI LH6 5.3Liter, OHV, 16 Valves, Gasoline	01/2003 - 12/2006	5328 cc	96.10 X 92.00	8 cyl		28
CR 807SI STD/STDx/001/002/010/010X/020/030/040/050/060	C 807	8 Pairs		2.0990/2.1000 53.315/53.340	2.2247/2.2252 56.507/56.520	0.839 21.30	0.0621 1.577
CS5503BB 2003-2003							
MB5293SI crank flange length mm STD 26.08/26.03 010 26.11/26.06 020 26.11/26.06 030 26.11/26.06 040 26.11/26.06	M5293U M5293L	4 Pairs	1,2,4,5	2.5588/2.5593 64.994/65.006	2.7509/2.7514 69.873/69.886	0.805 20.45	0.0955 2.426
	F5293U F5293L	1 Pair	3	2.5588/2.5593 64.994/65.006	2.7509/2.7514 69.873/69.886	1.031 26.18	0.0955 2.426
CR 807HPN STD/STDx/001/010/010X/011/020/020X/021/030 Optional to CR 807SI (Race bearings, Bi-metal [Alecular]) Narrowed	C 807U/N C 807L/N	8 Pairs		2.0990/2.1000 53.315/53.340	2.2247/2.2252 56.507/56.520	0.791 20.10	0.0619 1.572
CR 807HPND STD/STDx/001/010/010X/011/020/020X/021/030 Optional to CR 807SI (Race bearings, Bi-metal [Alecular]) Narrowed, with dowel hole	C 807U/N C 807L/ND	8 Pairs		2.0990/2.1000 53.315/53.340	2.2247/2.2252 56.507/56.520	0.791 20.10	0.0619 1.572
CR 807XPN STD/STDx/001/010/010X/011/020/020X/021/030 Optional to CR 807SI (Race bearings, Tri-metal [pMax Black]) Narrowed	C 807U/N C 807L/N	8 Pairs		2.0990/2.1000 53.315/53.340	2.2247/2.2252 56.507/56.520	0.791 20.10	0.0619 1.572

Isuzu				Isuzu			
							
King Set No.	Part No.	Qty.	Position	Crankshaft Diameter	Housing Diameter	Length	Wall Thickness
CR 807XPND STD/STD/001/010 Optional to CR 807SI (Race bearings, Tri-metal [pMax Black]) Narrowed, with dowel hole	C 807U/N C 807L/ND	8 Pairs		2.0990/2.1000 53.315/53.340	2.2247/2.2252 56.507/56.520	0.791 20.10	0.0619 1.572
CR 865SI STD/010/020/030/040 Optional to CR 807SI (housing bore +.002")	C 865	8 Pairs		2.0990/2.1000 53.315/53.340	2.2267/2.2272 56.558/56.571	0.839 21.30	0.0631 1.603
MB5013XP Optional to MB5293SI (Race bearings, Tri-metal [pMax Black]) 1/2 Groove crank flange length mm STD 26.08/26.03 STDX 26.08/26.03 001 26.08/26.03 010 26.08/26.03 010X 26.08/26.03 011 26.08/26.03 020 26.08/26.03	M5013U/PR M5013L/PR F5013U/PR F5013L/PR	4 Pairs 1 Pair	1,2,4,5 3	2.5588/2.5593 64.994/65.006 2.5588/2.5593 64.994/65.006	2.7509/2.7514 69.873/69.886 2.7509/2.7514 69.873/69.886	0.805 20.45 1.031 26.18	0.0956 2.428 0.0956 2.428
29	6BB1 5.4Liter OHV, 12 Valves, Diesel	01/1980 -	5393 cc	102.00 X 110.00	6 cyl		29
	6BD1,6BD1-T 5.8Liter 12 Valves, Diesel Turbocharged	01/1980 -	5784 cc	102.00 X 118.00	6 cyl		
	6BF1,6BF1-T 6.1Liter 12 Valves, Diesel Turbocharged	01/1980 - 12/1988	6130 cc	105.00 X 118.00	6 cyl		
	6BG1 6.5Liter 12 Valves, Diesel	01/1984 -	6489 cc	105.00 X 125.00	6 cyl		
	6BG1-T 6.5Liter 12 Valves, Diesel Turbocharged	05/1985 -	6489 cc	105.00 X 125.00	6 cyl		
CR6658CP STD/0.25/0.5/0.75	C4043	6 Pairs		2.5165/2.5175 63.919/63.945	2.6770/2.6775 67.996/68.009	1.177 29.90	0.0792 2.012
MB7713CP STD/0.25/0.5/0.75	M5579U M5579L	7 Pairs		3.1460/3.1466 79.908/79.924	3.7464/3.3472 95.159/85.019	1.055 26.80	0.0993 2.522
TW 263AM STD	W 263	2 Pairs		3.4740 88.240	3.9760 100.990	0.000 0.00	0.0984 2.499
30	General Motors 350CI 5.7Liter, OHV, 16 Valves, vin R, Gasoline	01/1993 - 12/2002	5735 cc	101.60 X 88.40	8 cyl		30
CR 807SI STD/STD/001/002/010/010X/020/030/040/050/060	C 807	8 Pairs		2.0990/2.1000 53.315/53.340	2.2247/2.2252 56.507/56.520	0.839 21.30	0.0621 1.577
CS 507BB STD	S 507/1	1	1	1.8682/1.8692 47.452/47.478	2.0190/2.0210 51.283/51.333	0.740 18.80	0.0744 1.890
	S 507/2	2	2,5	1.8682/1.8692 47.452/47.478	2.0090/2.0110 51.029/51.079	0.745 18.92	0.0694 1.763
	S 507/3	2	3-4	1.8682/1.8692 47.452/47.478	1.9990/2.0010 50.775/50.825	0.740 18.80	0.0644 1.636
MB 557SI crank flange length mm STD 43.64/43.59 STDX 43.64/43.59 001 43.67/43.62 002 43.67/43.62 010 43.67/43.62 010X 43.67/43.62 020 43.67/43.62 030 43.67/43.62 040 43.67/43.62 060 43.89/43.84	M 557U M 557L F 557U F 557L	4 Pairs 1 Pair	1,2,3,4 5	2.4484/2.4493 62.189/62.212 2.4479/2.4488 62.177/62.200	2.6406/2.6415 67.071/67.094 2.6406/2.6415 67.071/67.094	0.805 20.45 1.722 43.74	0.0955 2.426 0.0955 2.426
CR 807HPN STD/STD/001/010/010X/011/020/020X/021/030 Optional to CR 807SI (Race bearings, Bi-metal [Alecular]) Narrowed	C 807U/N C 807L/N	8 Pairs		2.0990/2.1000 53.315/53.340	2.2247/2.2252 56.507/56.520	0.791 20.10	0.0619 1.572

Isuzu				Isuzu			
 King Set No.	 Part No.	 Qty.	 Position	 Crankshaft Diameter	 Housing Diameter	 Length	 Wall Thickness
CR 807HPND STD/STDX/001/010/010X/011/020/020X/021/030 Optional to CR 807SI (Race bearings, Bi-metal [Alecular]) Narrowed, with dowel hole	C 807U/N C 807L/ND	8 Pairs		2.0990/2.1000 53.315/53.340	2.2247/2.2252 56.507/56.520	0.791 20.10	0.0619 1.572
CR 807XPND STD/STDX/001/010/010X/011/020/020X/021/030 Optional to CR 807SI (Race bearings, Tri-metal [pMax Black]) Narrowed	C 807U/N C 807L/N	8 Pairs		2.0990/2.1000 53.315/53.340	2.2247/2.2252 56.507/56.520	0.791 20.10	0.0619 1.572
CR 807XPND STD/STDX/001/010 Optional to CR 807SI (Race bearings, Tri-metal [pMax Black]) Narrowed, with dowel hole	C 807U/N C 807L/ND	8 Pairs		2.0990/2.1000 53.315/53.340	2.2247/2.2252 56.507/56.520	0.791 20.10	0.0619 1.572
CR 865SI STD/010/020/030/040 Optional to CR 807SI (housing bore +.002")	C 865	8 Pairs		2.0990/2.1000 53.315/53.340	2.2267/2.2272 56.558/56.571	0.839 21.30	0.0631 1.603
MB 557HP Optional to MB 557SI (Race bearings, Bi-metal [Alecular]) 1/2 Groove <i>crank flange length mm</i> STD 43.64/43.59 STDX 43.64/43.59 001 43.64/43.59 010 43.64/43.59 010X 43.64/43.59 011 43.64/43.59 020 43.64/43.59 020X 43.64/43.59 021 43.64/43.59 030 43.64/43.59	M 557U/PR M 557L/PR F 557U/PR F 557L/PR	4 Pairs 1 Pair	1,2,3,4 5	2.4483/2.4493 62.187/62.212 2.4478/2.4488 62.174/62.200	2.6406/2.6416 67.071/67.097 2.6406/2.6416 67.071/67.097	0.805 20.45 1.722 43.74	0.0955 2.426 0.0955 2.426
MB 557XP Optional to MB 557SI (Race bearings, Tri-metal [pMax Black]) 1/2 Groove <i>crank flange length mm</i> STD 43.64/43.59 STDX 43.64/43.59 001 43.64/43.59 010 43.64/43.59 010X 43.64/43.59 011 43.64/43.59 020 43.64/43.59 020X 43.64/43.59 021 43.64/43.59 030 43.64/43.59	M 557U/PR M 557L/PR F 557U/PR F 557L/PR	4 Pairs 1 Pair	1,2,3,4 5	2.4483/2.4493 62.187/62.212 2.4478/2.4488 62.174/62.200	2.6406/2.6416 67.071/67.097 2.6406/2.6416 67.071/67.097	0.805 20.45 1.722 43.74	0.0955 2.426 0.0955 2.426
MB5183SI Optional to MB 557SI (flange O/S .010") <i>crank flange length mm</i> 010 43.89/43.84 020 43.89/43.84 030 43.89/43.84 040 43.89/43.84	M 557U M 557L F5183U F5183L	4 Pairs 1 Pair	1,2,3,4 5	2.4484/2.4493 62.189/62.212 2.4479/2.4488 62.177/62.200	2.6406/2.6415 67.071/67.094 2.6406/2.6415 67.071/67.094	0.805 20.45 1.722 43.74	0.0955 2.426 0.0955 2.426
MB5184SI Optional to MB 557SI (flange O/S .020") <i>crank flange length mm</i> 010 44.14/44.09 020 44.14/44.09 030 44.14/44.09 040 44.14/44.09	M 557U M 557L F5184U F5184L	4 Pairs 1 Pair	1,2,3,4 5	2.4484/2.4493 62.189/62.212 2.4479/2.4488 62.177/62.200	2.6406/2.6415 67.071/67.094 2.6406/2.6415 67.071/67.094	0.805 20.45 1.722 43.74	0.0955 2.426 0.0955 2.426
MB5185SI Optional to MB 557SI (flange O/S .030") <i>crank flange length mm</i> 010 44.39/44.34 020 44.39/44.34 030 44.39/44.34 040 44.39/44.34	M 557U M 557L F5185U F5185L	4 Pairs 1 Pair	1,2,3,4 5	2.4484/2.4493 62.189/62.212 2.4479/2.4488 62.177/62.200	2.6406/2.6415 67.071/67.094 2.6406/2.6415 67.071/67.094	0.805 20.45 1.722 43.74	0.0955 2.426 0.0955 2.426









Isuzu				Isuzu			
 King Set No.	 Part No.	 Qty.	 Position	 Crankshaft Diameter	 Housing Diameter	 Length	 Wall Thickness
MB5271SI Optional to MB 557SI (flange O/S .020" / housing OD +.020") <i>crank flange length mm</i> 010 44.14/44.09	M5570U M5570L	4 Pairs	1,2,3,4	2.4484/2.4493 62.189/62.212	2.6606/2.6615 67.579/67.602	0.805 20.45	0.1055 2.680
	F5271U F5271L	1 Pair	5	2.4479/2.4488 62.177/62.200	2.6606/2.6615 67.579/67.602	1.722 43.74	0.1055 2.680
MB5570SI Optional to MB 557SI (housing bore +.020") <i>crank flange length mm</i> STD 43.64/43.59 010 43.67/43.62 020 43.67/43.62	M5570U M5570L	4 Pairs	1,2,3,4	2.4484/2.4493 62.189/62.212	2.6606/2.6615 67.579/67.602	0.805 20.45	0.1055 2.680
	F5570U F5570L	1 Pair	5	2.4479/2.4488 62.177/62.200	2.6606/2.6615 67.579/67.602	1.722 43.74	0.1055 2.680
31	General Motors 364CI 6.0Liter, OHV, 16 Valves, vin N,U, Gasoline		01/2004 - 12/2004	5967 cc	101.60 X 92.00	8 cyl	31
CR 807SI STD/STDX/001/002/010/010X/020/030/040/050/060	C 807	8 Pairs		2.0990/2.1000 53.315/53.340	2.2247/2.2252 56.507/56.520	0.839 21.30	0.0621 1.577
MB5293SI <i>crank flange length mm</i> STD 26.08/26.03 010 26.11/26.06 020 26.11/26.06 030 26.11/26.06 040 26.11/26.06	M5293U M5293L	4 Pairs	1,2,4,5	2.5588/2.5593 64.994/65.006	2.7509/2.7514 69.873/69.886	0.805 20.45	0.0955 2.426
	F5293U F5293L	1 Pair	3	2.5588/2.5593 64.994/65.006	2.7509/2.7514 69.873/69.886	1.031 26.18	0.0955 2.426
CR 807HPN STD/STDX/001/010/010X/011/020/020X/021/030 Optional to CR 807SI (Race bearings, Bi-metal [Alecular]) Narrowed	C 807U/N C 807L/N	8 Pairs		2.0990/2.1000 53.315/53.340	2.2247/2.2252 56.507/56.520	0.791 20.10	0.0619 1.572
CR 807HPND STD/STDX/001/010/010X/011/020/020X/021/030 Optional to CR 807SI (Race bearings, Bi-metal [Alecular]) Narrowed, with dowel hole	C 807U/N C 807L/ND	8 Pairs		2.0990/2.1000 53.315/53.340	2.2247/2.2252 56.507/56.520	0.791 20.10	0.0619 1.572
CR 807XPN STD/STDX/001/010/010X/011/020/020X/021/030 Optional to CR 807SI (Race bearings, Tri-metal [pMax Black]) Narrowed	C 807U/N C 807L/N	8 Pairs		2.0990/2.1000 53.315/53.340	2.2247/2.2252 56.507/56.520	0.791 20.10	0.0619 1.572
CR 807XPND STD/STDX/001/010 Optional to CR 807SI (Race bearings, Tri-metal [pMax Black]) Narrowed, with dowel hole	C 807U/N C 807L/ND	8 Pairs		2.0990/2.1000 53.315/53.340	2.2247/2.2252 56.507/56.520	0.791 20.10	0.0619 1.572
CR 865SI STD/010/020/030/040 Optional to CR 807SI (housing bore +.002")	C 865	8 Pairs		2.0990/2.1000 53.315/53.340	2.2267/2.2272 56.558/56.571	0.839 21.30	0.0631 1.603
MB5013XP Optional to MB5293SI (Race bearings, Tri-metal [pMax Black]) 1/2 Groove <i>crank flange length mm</i> STD 26.08/26.03 STDX 26.08/26.03 001 26.08/26.03 010 26.08/26.03 010X 26.08/26.03 011 26.08/26.03 020 26.08/26.03	M5013U/PR M5013L/PR	4 Pairs	1,2,4,5	2.5588/2.5593 64.994/65.006	2.7509/2.7514 69.873/69.886	0.805 20.45	0.0956 2.428
	F5013U/PR F5013L/PR	1 Pair	3	2.5588/2.5593 64.994/65.006	2.7509/2.7514 69.873/69.886	1.031 26.18	0.0956 2.428

Engine Index: Iveco

Engine-Code	Years	Cyl	CC	Line
F1AE0481C 2.3Liter		4	2286	1
F1AE0481D 2.3Liter		4	2286	1
F1AE0481FA 2.3Liter		4	2287	1
F1AE0481GA 2.3Liter		4	2287	1
F1AE0481HA 2.3Liter		4	2287	1
F1AE0481A 2.3Liter		4	2287	1
F1AE0481B 2.3Liter		4	2287	1
803.A000 2.4Liter Diesel		3	2339	2
8140.61 2.5Liter Diesel		4	2445	3
8141.21.200 2.5Liter Diesel, Sofim Turbo		4	2445	4
8030.2 2.6Liter Diesel		3	2592	5
853A 2.6Liter Diesel		3	2600	5
230A.000 2.7Liter Diesel		4	2693	6
8140.63 2.8Liter		4	2800	7
8140.23 2.8Liter		4	2800	7
F1CE0481 3.0Liter 4 Valves, Diesel Turbocharged		4	2998	8
804A/.401 D 3.1Liter Diesel		4	3117	5
8040.02 3.5Liter Diesel		4	3455	5
8040.04 3.7Liter Diesel		4	3666	9
8040 LTC/TC/TCA 3.9Liter Diesel Turbochargedd		4	3908	10
F4AE0481 3.9Liter 4 Valves, Diesel Turbocharged Tector E13, E15, E17		4	3920	11
F4AE3481 3.9Liter 4 Valves, Diesel Turbocharged Tector E16	05/2006 -	4	3920	11
C03/020/021/041 4.6Liter Diesel		4	4562	12
8340.04/R.001 4.6Liter Diesel		4	4570	13
806.A/8060.01 D 4.7Liter Diesel		6	4678	14
213.000 4.7Liter Diesel		6	4678	15
8065/8060.11/12 5.2Liter Diesel		6	5181	9
8060.02 5.2Liter Diesel		6	5184	9
8060.05 5.4Liter Diesel		6	5400	16
8340.05 5.4Liter Diesel		4	5401	13
8062.24/8060.04 5.5Liter Diesel		6	5499	9
F4AE0681 5.9Liter 4 Valves, Diesel Turbocharged Tector E18, E21, E24,		6	5880	11
F4AE3681 5.9Liter 4 Valves, Diesel Turbocharged Tector E22	05/2006 -	6	5880	11
8060.06 5.9Liter		6	5900	16
604 6.6Liter		4	6546	17
8360.04 6.9Liter Diesel		6	6850	18
8361.04 6.9Liter Diesel		6	6850	18
604 6.9Liter		4	6872	17
CP3 7.4Liter Diesel		6	7409	19
F2BE1682 7.8Liter 4 Valves, Diesel Turbocharged		6	7790	20
F2BE3681 7.8Liter 4 Valves, Diesel Turbocharged Cursor 8		6	7790	20
F2BE0681 7.8Liter 4 Valves, Diesel Turbocharged Cursor 8	10/1998 -	6	7790	20
8361.05 8.1Liter Diesel		6	8102	18
8360.05 8.1Liter Diesel		6	8102	18
8360.03 8.1Liter Diesel		6	8102	21
220/H/8200.11 9.2Liter Diesel		5	9161	22
8460.21 9.5Liter Diesel		6	9500	23
8220.02 9.6Liter Diesel		6	9572	24
8220.12 9.6Liter Diesel		6	9572	24
8220.22 9.6Liter Diesel Turbochargedd		6	9572	24
8200.02/12 D 9.8Liter Diesel		6	9819	22
F3AE3681 10.3Liter 4 Valves, Diesel Turbocharged Cursor 10		6	10300	25
F3AE0681 10.3Liter 4 Valves, Diesel Turbocharged Cursor 10	11/1999 -	6	10300	25
8200.03/13 10.3Liter Diesel		6	10308	22
203/H 10.7Liter Diesel		6	10676	26
203/A/61- 203H/61310H/61 Diesel		6	11549	26
F3B3681 12.9Liter 4 Valves, Diesel Turbocharged Cursor 13		6	12880	27
F3BE0681 12.9Liter 4 Valves, Diesel Turbocharged Cursor 13		6	12880	27
F3BE3681 12.9Liter 4 Valves, Diesel Turbocharged Cursor 13		6	12882	27
8260.02 12.9Liter		5	12900	28
8260.02 12.9Liter Diesel		6	12900	29
8460.41 13.8Liter Diesel		6	13790	23

Engine-Code	Years	Cyl	CC	Line
8210.02/12/22 13.8Liter Diesel		6	13798	30
8210.22 13.8Liter Diesel		6	13798	30
8210.42 13.8Liter Diesel		6	13798	31
8280.02 17.2Liter Diesel V8		8	17174	32
8280.22 17.2Liter Diesel V8		8	17174	33
8280.42 VB D 17.2Liter Diesel		8	17174	34
8280.02 17.2Liter		5	17174	35
330.35PT		5	17174	35
8281		5	17174	35









Iveco				Iveco			
King Set No.	Part No.	Qty.	Position	Crankshaft Diameter	Housing Diameter	Length	Wall Thickness
1	F1AE0481C 2.3Liter		2286 cc	91.00 X 88.00	4 cyl		1
	F1AE0481D 2.3Liter		2286 cc	88.00 X 94.00	4 cyl		
	F1AE0481A 2.3Liter		2287 cc	88.00 X 94.00	4 cyl		
	F1AE0481B 2.3Liter		2287 cc	88.00 X 94.00	4 cyl		
	F1AE0481FA 2.3Liter		2287 cc		4 cyl		
	F1AE0481GA 2.3Liter		2287 cc	88.00 X 94.00	4 cyl		
	F1AE0481HA 2.3Liter		2287 cc	88.00 X 94.00	4 cyl		
CR1312CA STD/010/020/030	C1312U C1312L	1 Pair		2.3234/2.3243 59.014/59.037	2.4737/2.4743 62.832/62.847	0.935 23.75	0.0744 1.890
MB5445SI <i>crank flange length mm</i> STD 30.96/30.91 010 30.96/30.91 020 30.96/30.91 030 30.96/30.91	M5445U/1 M5445L/1	3 Pairs		2.8024/2.8035 71.181/71.209	2.9759/2.9769 75.588/75.613	1.063 27.00	0.0856 2.174
	F5445 M5445L/1	1 Pair		2.8024/2.8035 71.181/71.209	2.9759/2.9769 75.588/75.613	1.223 31.06	0.0856 2.174
	M5445U/2 M5445L/2	1 Pair		2.9993/3.0003 76.182/76.208	3.1728/3.1738 80.589/80.615	1.063 27.00	0.0856 2.174
2	803.A000 2.4Liter Diesel		2339 cc	95.00 X 109.99	3 cyl		2
CR1209CP STD/010/020/030/040	C1209	1 Pair		2.3122/2.3127 58.730/58.743	2.4570/2.4575 62.408/62.421	1.126 28.60	0.0715 1.816
MB 172CP STD/010/020/030/040	M5122U M 172L	1 Pair		2.9995/3.0000 76.187/76.200	3.1727/3.1735 80.587/80.607	0.984 25.00	0.0855 2.172
3	8140.61 2.5Liter Diesel		2445 cc	93.00 X 90.00	4 cyl		3
CR4073CP STD/010/020/030/040/050 -1982 with oil hole in upper half	C4073U C4160L	4 Pairs		2.2252/2.2258 56.520/56.535	2.3753/2.3758 60.333/60.345	0.971 24.67	0.0742 1.885
CR4083CP STD/010/020/030/040 1982- without oil hole	C4083U C4161L	4 Pairs		2.2252/2.2258 56.520/56.535	2.3753/2.3758 60.333/60.345	0.971 24.67	0.0742 1.885
MB5122CP <i>crank flange length mm</i> STD 31.95/31.90 010 32.05/32.00 020 32.20/32.15 030 32.20/32.15	M5122U M5122L	4 Pairs	1,2,3,4	2.9995/3.0000 76.187/76.200	3.1727/3.1735 80.587/80.607	0.984 25.00	0.0855 2.172
	F5122U F5122L	1 Pair	5	2.9995/3.0000 76.187/76.200	3.1727/3.1735 80.587/80.607	1.262 32.05	0.0855 2.172
4	8141.21.200 2.5Liter Diesel, Sofim Turbo		2445 cc	93.00 X 90.00	4 cyl		4
CR4073CP STD/010/020/030/040/050 -1982 with oil hole in upper half	C4073U C4160L	4 Pairs		2.2252/2.2258 56.520/56.535	2.3753/2.3758 60.333/60.345	0.971 24.67	0.0742 1.885

Iveco				Iveco			
 King Set No.	 Part No.	 Qty.	 Position	 Crankshaft Diameter	 Housing Diameter	 Length	 Wall Thickness
CR4083CP STD/010/020/030/040 1982- without oil hole	C4083U C4161L	4 Pairs		2.2252/2.2258 56.520/56.535	2.3753/2.3758 60.333/60.345	0.971 24.67	0.0742 1.885
CR4154CP STD/010/020/030/040/050/060 1982-	C4154	4 Pairs		2.2252/2.2258 56.520/56.535	2.3753/2.3759 60.333/60.348	0.971 24.67	0.0742 1.885
MB5004CP 1982- crank flange length mm STD 31.95/31.90 010 32.05/32.00 020 32.20/32.15 030 32.20/32.15	M5004U M5004L	4 Pairs	1,2,3,4	2.9995/3.0000 76.187/76.200	3.1727/3.1735 80.587/80.607	0.984 25.00	0.0856 2.174
	F5004U F5004L	1 Pair	5	2.9995/3.0000 76.187/76.200	3.1727/3.1735 80.587/80.607	1.262 32.05	0.0856 2.174
MB5122CP -1982 crank flange length mm STD 31.95/31.90 010 32.05/32.00 020 32.20/32.15 030 32.20/32.15	M5122U M5122L	4 Pairs	1,2,3,4	2.9995/3.0000 76.187/76.200	3.1727/3.1735 80.587/80.607	0.984 25.00	0.0855 2.172
	F5122U F5122L	1 Pair	5	2.9995/3.0000 76.187/76.200	3.1727/3.1735 80.587/80.607	1.262 32.05	0.0855 2.172
5	8030.2 2.6Liter Diesel			2592 cc 100.00 X 110.00	3 cyl		5
	853A 2.6Liter Diesel			2600 cc 100.00 X 110.00	3 cyl		
	804A/.401 D 3.1Liter Diesel			3117 cc 95.00 X 110.00	4 cyl		
	8040.02 3.5Liter Diesel			3455 cc 100.00 X 110.00	4 cyl		
CR1209CP STD/010/020/030/040	C1209	1 Pair		2.3122/2.3127 58.730/58.743	2.4570/2.4575 62.408/62.421	1.126 28.60	0.0715 1.816
MB 172CP STD/010/020/030/040	M5122U M 172L	1 Pair		2.9995/3.0000 76.187/76.200	3.1727/3.1735 80.587/80.607	0.984 25.00	0.0855 2.172
TW 255AM STD	W 255D W 255E	1 Pair		3.3500/3.3598 85.090/85.339	4.1988/4.2047 106.650/106.799	0.000 0.00	0.1350 3.429
6	230A.000 2.7Liter Diesel			2693 cc 95.00 X 95.00	4 cyl		6
CR1209CP STD/010/020/030/040	C1209	1 Pair		2.3122/2.3127 58.730/58.743	2.4570/2.4575 62.408/62.421	1.126 28.60	0.0715 1.816
7	8140.63 2.8Liter			2800 cc 94.40 X 100.00	4 cyl		7
	8140.23 2.8Liter			2800 cc 94.40 X 100.00	4 cyl		
CR4154CP STD/010/020/030/040/050/060 1982-	C4154	4 Pairs		2.2252/2.2258 56.520/56.535	2.3753/2.3759 60.333/60.348	0.971 24.67	0.0742 1.885
MB5014CP crank flange length mm STD 30.95/30.90 010 31.05/31.00 020 31.20/31.15 030 31.20/31.15 040 31.45/31.40 050 31.45/31.40 060 31.45/31.40	M5014U M5014L	4 Pairs	1,2,3,4	3.1568/3.1578 80.183/80.208	3.3302/3.3313 84.587/84.615	0.937 23.80	0.0855 2.172
	F5014U F5014L	1 Pair	5	3.3930/3.3940 86.182/86.208	3.5665/3.5675 90.589/90.615	1.222 31.05	0.0855 2.172
8	F1CE0481 3.0Liter 4 Valves, Diesel Turbocharged			2998 cc 95.80 X 104.00	4 cyl		8
CR1313CA STD/010/020	C1313U C1313L	1 Pair		2.5202/2.5211 64.013/64.036	2.6705/2.6711 67.831/67.846	1.055 26.80	0.0746 1.895
MB5444AM STD/010/020	M5444U/1 M5444L/1	3 Pairs		0.0000 0.000	3.1737 80.612	1.118 28.40	0.0856 2.174
	M5444U/2 M5444L/2	1 Pair		0.0000 0.000	3.4493 87.612	1.118 28.40	0.0856 2.174
	MK5444 M5444L/1	1 Pair		0.0000 0.000	3.1737 80.612	1.209 30.70	0.0856 2.174

Iveco				Iveco					
King Set No.	Part No.	Qty.	Position	Crankshaft Diameter	Housing Diameter	Length	Wall Thickness		
9	8040.04 3.7Liter Diesel			3666 cc	103.00 X 110.00	4 cyl	9		
	8065/8060.11/12 5.2Liter Diesel			5181 cc	100.00 X 110.00	6 cyl			
	8060.02 5.2Liter Diesel			5184 cc	100.00 X 110.00	6 cyl			
	8062.24/8060.04 5.5Liter Diesel			5499 cc	103.00 X 110.00	6 cyl			
CR1209CP STD/010/020/030/040	C1209	1 Pair		2.3122/2.3127 58.730/58.743	2.4570/2.4575 62.408/62.421	1.126 28.60	0.0715 1.816		
MB 172CP STD/010/020/030/040	M5122U M 172L	1 Pair		2.9995/3.0000 76.187/76.200	3.1727/3.1735 80.587/80.607	0.984 25.00	0.0855 2.172		
TW 255AM STD 1977-	W 255D W 255E	1 Pair		3.3500/3.3598 85.090/85.339	4.1988/4.2047 106.650/106.799	0.000 0.00	0.1350 3.429		
10	8040 LTC/TC/TCA 3.9Liter Diesel Turbochargedd			3908 cc	104.00 X 115.00	4 cyl	10		
	CR1208CP STD/010/020	C1208	1 Pair		2.5089/2.5096 63.726/63.744	2.6538/2.6544 67.407/67.422		1.130 28.70	0.0715 1.816
	CR4204CP STD/010/020	C1208	4 Pairs		2.5089/2.5096 63.726/63.744	2.6538/2.6544 67.407/67.422		1.130 28.70	0.0715 1.816
	MB 192CP STD/010/020/030	M 192U M 192L	1 Pair		3.1414/3.1421 79.792/79.809	3.3150/3.3160 84.201/84.226		0.980 24.90	0.0858 2.179
MB5076CP STD/010/020	M 192U M 192L	5 Pairs		3.1414/3.1421 79.792/79.809	3.3150/3.3160 84.201/84.226	0.980 24.90	0.0858 2.179		
TW 235AM STD/0.25/0.5	W 235D W 235E	2 Pairs		3.4555/3.4657 87.770/88.029	4.3902/4.4002 111.511/111.765	0.000 0.00	0.1346 3.419		
11	F4AE0481 3.9Liter 4 Valves, Diesel Turbocharged Tector E13, E15, E17			3920 cc	102.00 X 120.00	4 cyl	11		
	F4AE3481 3.9Liter 4 Valves, Diesel Turbocharged Tector E16	05/2006 -		3920 cc	102.00 X 120.00	4 cyl			
	F4AE0681 5.9Liter 4 Valves, Diesel Turbocharged Tector E18, E21, E24, E28			5880 cc	102.00 X 120.00	6 cyl			
	F4AE3681 5.9Liter 4 Valves, Diesel Turbocharged Tector E22	05/2006 -		5880 cc	102.00 X 120.00	6 cyl			
CR1305SI STD/0.026/0.25/0.5/0.75 for cracked connecting rod	C4165 C1305L	1 Pair		2.7161/2.7170 68.989/69.012	2.8735/2.8745 72.987/73.012	1.224 31.10	0.0774 1.966		
MB1048SI crank flange length mm STD 37.34/37.29 0.25 37.37/37.32 0.5 37.37/37.32	F5006 M5006L	1 Pair	6	3.2672/3.2682 82.987/83.012	3.4639/3.4652 87.983/88.016	1.474 37.44	0.0971 2.466		
MB1049SI STD/0.25/0.5	M5006U M5006L	1 Pair	1,2,3,4, 5,7	3.2672/3.2682 82.987/83.012	3.4639/3.4652 87.983/88.016	1.142 29.00	0.0971 2.466		
12	C03/020/021/041 4.6Liter Diesel			4562 cc	110.00 X 120.00	4 cyl	12		
	CR 155CP STD/010/020/030/040/050	C4031	1 Pair		2.7505/2.7510 69.863/69.875	2.9020/2.9027 73.711/73.729		1.402 35.60	0.0745 1.892
	CR4031CP STD/010/020/030	C4031	4 Pairs		2.7505/2.7510 69.863/69.875	2.9020/2.9027 73.711/73.729		1.402 35.60	0.0745 1.892
	MB5571CP STD/010/020/030/040/060	M5571/1 M5571/2	3 Pairs 2 Pairs	1,3,5 2,4	3.0000/3.0007 76.200/76.218 3.0000/3.0007 76.200/76.218	3.1742/3.1750 80.625/80.645 3.1742/3.1750 80.625/80.645		1.593 40.45 1.199 30.45	0.0859 2.182 0.0859 2.182

Iveco				Iveco				
King Set No.	Part No.	Qty.	Position	Crankshaft Diameter	Housing Diameter	Length	Wall Thickness	
13	8340.04/R.001 4.6Liter Diesel	4570 cc	115.00 X	4 cyl			13	
	8340.05 5.4Liter Diesel	5401 cc	115.00 X	4 cyl				
			110.00					
			130.00					
CR1213CP STD/010/020/030/040-1982	C1213	1 Pair		2.8536/2.8543 72.481/72.499	3.0195/3.0202 76.695/76.713	1.374 34.90	0.0815 2.070	
MB5649CP STD/010/020	M7742/1U M7742/1L	3 Pairs	1,3,5	3.1410/3.1417 79.781/79.799	3.3152/3.3160 84.206/84.226	1.671 42.45	0.0858 2.179	
	M7742/2U M7742/2L	2 Pairs	2,4	3.1410/3.1417 79.781/79.799	3.3152/3.3160 84.206/84.226	1.278 32.45	0.0858 2.179	
TW 235AM STD/0.25/0.5	W 235D W 235E	2 Pairs		3.4555/3.4657 87.770/88.029	4.3902/4.4002 111.511/111.765	0.000 0.00	0.1346 3.419	
14	806.A/8060.01 D 4.7Liter Diesel	4678 cc	95.00 X 110.00	6 cyl			14	
CR1209CP STD/010/020/030/040	C1209	1 Pair		2.3122/2.3127 58.730/58.743	2.4570/2.4575 62.408/62.421	1.126 28.60	0.0715 1.816	
MB 172CP STD/010/020/030/040	M5122U M 172L	1 Pair		2.9995/3.0000 76.187/76.200	3.1727/3.1735 80.587/80.607	0.984 25.00	0.0855 2.172	
TW 255AM STD	W 255D W 255E	1 Pair		3.3500/3.3598 85.090/85.339	4.1988/4.2047 106.650/106.799	0.000 0.00	0.1350 3.429	
15	213.000 4.7Liter Diesel	4678 cc	95.00 X 110.00	6 cyl			15	
MB 172CP STD/010/020/030/040	M5122U M 172L	1 Pair		2.9995/3.0000 76.187/76.200	3.1727/3.1735 80.587/80.607	0.984 25.00	0.0855 2.172	
16	8060.05 5.4Liter Diesel	5400 cc	100.00 X	6 cyl			16	
	8060.06 5.9Liter	5900 cc	104.00 X	6 cyl				
			115.00					
			115.00					
CR 183CP STD/010/020/030/040	C 183	1 Pair		2.5089/2.5096 63.726/63.744	2.6538/2.6544 67.407/67.422	1.130 28.70	0.0715 1.816	
CR 677CP STD/010/020/030	C 183	6 Pairs		2.5089/2.5096 63.726/63.744	2.6538/2.6544 67.407/67.422	1.130 28.70	0.0715 1.816	
CR4203CP STD/010/020	C 183	4 Pairs		2.5089/2.5096 63.726/63.744	2.6538/2.6544 67.407/67.422	1.130 28.70	0.0715 1.816	
MB 147CP STD/010/020/030/040	M 147U M 147L	1 Pair		3.1414/3.1421 79.792/79.809	3.3150/3.3160 84.201/84.226	0.980 24.90	0.0858 2.179	
MB5075CP STD/010/020	M 147U M 147L	5 Pairs		3.1414/3.1421 79.792/79.809	3.3150/3.3160 84.201/84.226	0.980 24.90	0.0858 2.179	
MB7045CP STD/010/020/030	M 147U M 147L	7 Pairs		3.1414/3.1421 79.792/79.809	3.3150/3.3160 84.201/84.226	0.980 24.90	0.0858 2.179	
TW 235AM STD/0.25/0.5	W 235D W 235E	2 Pairs		3.4555/3.4657 87.770/88.029	4.3902/4.4002 111.511/111.765	0.000 0.00	0.1346 3.419	
17	604 6.6Liter	6546 cc	122.00 X	4 cyl			17	
	604 6.9Liter	6872 cc	125.00 X	4 cyl				
			140.00					
			140.00					
CR4344CP STD/010/020/030/040	C4344	4 Pairs		3.2730/3.2740 83.134/83.160	3.4370/3.4379 87.300/87.323	1.744 44.30	0.0802 2.037	
MB5387CP STD/010/020/030/040	M5387/1	2 Pairs	1,3	3.6255/3.6264 92.088/92.111	3.8020/3.8029 96.571/96.594	1.675 42.55	0.0862 2.189	
	M5387/2	2 Pairs	2,4	3.6255/3.6264 92.088/92.111	3.8020/3.8029 96.571/96.594	1.280 32.50	0.0862 2.189	
	M5387/5	1 Pair	5	3.6255/3.6264 92.088/92.111	3.8020/3.8029 96.571/96.594	2.541 64.55	0.0862 2.189	

Iveco				Iveco					
King Set No.	Part No.	Qty.	Position	Crankshaft Diameter	Housing Diameter	Length	Wall Thickness		
18	8360.04 6.9Liter Diesel			6850 cc	115.00 X 110.00	6 cyl	18		
	8361.04 6.9Liter Diesel			6850 cc	115.00 X 110.00	6 cyl			
	8361.05 8.1Liter Diesel			8102 cc	115.00 X 130.00	6 cyl			
	8360.05 8.1Liter Diesel			8102 cc	115.00 X 130.00	6 cyl			
CR1213CP STD/010/020/030/040 -1982	C1213	1 Pair		2.8536/2.8543 72.481/72.499	3.0195/3.0202 76.695/76.713	1.374 34.90	0.0815 2.070		
MB7742CP STD/010/020/030 1982-	M7742/1U M7742/1L	3 Pairs	1,4,7	3.1410/3.1417 79.781/79.799	3.3152/3.3160 84.206/84.226	1.671 42.45	0.0858 2.179		
	M7742/2U M7742/2L	4 Pairs	2,3,5,6	3.1410/3.1417 79.781/79.799	3.3152/3.3160 84.206/84.226	1.278 32.45	0.0858 2.179		
TW 235AM STD/0.25/0.5	W 235D W 235E	2 Pairs		3.4555/3.4657 87.770/88.029	4.3902/4.4002 111.511/111.765	0.000 0.00	0.1346 3.419		
19	CP3 7.4Liter Diesel			7409 cc	110.00 X 130.00	6 cyl	19		
	CR 155CP STD/010/020/030/040/050	C4031	1 Pair		2.7505/2.7510 69.863/69.875	2.9020/2.9027 73.711/73.729		1.402 35.60	0.0745 1.892
	CR6693CP STD/010/020	C4031	6 Pairs		2.7505/2.7510 69.863/69.875	2.9020/2.9027 73.711/73.729		1.402 35.60	0.0745 1.892
	MB7007CP STD/010/020/030/040	M5571/1	3 Pairs	1,4,7	3.0000/3.0007 76.200/76.218	3.1742/3.1750 80.625/80.645		1.593 40.45	0.0859 2.182
		M5571/2	4 Pairs	2,3,5,6	3.0000/3.0007 76.200/76.218	3.1742/3.1750 80.625/80.645		1.199 30.45	0.0859 2.182
	TW 252AM STD	W 252D W 252E	1 Pair		3.2480/3.2539 82.499/82.649	4.0000/4.0098 101.600/101.849		0.000 0.00	0.0930 2.362
20	F2BE0681 7.8Liter 4 Valves, Diesel Turbocharged Cursor 8	10/1998 -		7790 cc	115.00 X 125.00	6 cyl	20		
	F2BE1682 7.8Liter 4 Valves, Diesel Turbocharged			7790 cc	115.00 X 125.00	6 cyl			
	F2BE3681 7.8Liter 4 Valves, Diesel Turbocharged Cursor 8			7790 cc	115.00 X 125.00	6 cyl			
CR1311CP STD/STDG/STDR/010/010G/010R/020/020R	C1311	1 Pair		2.8707/2.8719 72.916/72.946	3.0315/3.0327 77.000/77.031	1.394 35.40	0.0791 2.009		
MB1232CP STD/STDG/STDR/010R	M1232U M1232L	1 Pair		3.2642/3.2654 82.911/82.941	3.5097/3.5051 89.146/89.030	1.295 32.90	0.1185 3.010		
21	8360.03 8.1Liter Diesel			8102 cc	115.00 X 130.00	6 cyl	21		
	CR1213CP STD/010/020/030/040 -1982	C1213	1 Pair		2.8536/2.8543 72.481/72.499	3.0195/3.0202 76.695/76.713		1.374 34.90	0.0815 2.070
	MB7742CP STD/010/020/030	M7742/1U M7742/1L	3 Pairs	1,4,7	3.1410/3.1417 79.781/79.799	3.3152/3.3160 84.206/84.226		1.671 42.45	0.0858 2.179
		M7742/2U M7742/2L	4 Pairs	2,3,5,6	3.1410/3.1417 79.781/79.799	3.3152/3.3160 84.206/84.226		1.278 32.45	0.0858 2.179
TW 235AM STD/0.25/0.5	W 235D W 235E	2 Pairs		3.4555/3.4657 87.770/88.029	4.3902/4.4002 111.511/111.765	0.000 0.00	0.1346 3.419		
22	220/H/8200.11 9.2Liter Diesel			9161 cc	120.00 X 135.00	5 cyl	22		
	8200.02/12 D 9.8Liter Diesel			9819 cc	122.00 X 140.00	6 cyl			
	8200.03/13 10.3Liter Diesel			10308 cc	125.00 X 140.00	6 cyl			

Iveco				Iveco			
							
King Set No.	Part No.	Qty.	Position	Crankshaft Diameter	Housing Diameter	Length	Wall Thickness
CR1319CP STD/010/020/030/040	C6763	1 Pair		2.9508/2.9516 74.950/74.971	3.0986/3.0993 78.704/78.722	1.331 33.80	0.0724 1.839
TW 240AM STD	W 240E W 240D	2 Pairs		4.0800/4.0804 103.632/103.642	4.7200/4.7300 119.888/120.142	0.000 0.00	0.0930 2.362
23	8460.21 9.5Liter Diesel	9500 cc	120.00 X 140.00	6 cyl			23
	8460.41 13.8Liter Diesel	13790 cc	137.00 X 156.00	6 cyl			
CR 131CP STD/010/020	C 131U C 131L	1 Pair		3.2275/3.2283 81.979/81.999	3.3942/3.3951 86.213/86.236	1.394 35.40	0.0822 2.088
MB7047CP STD/010/020	M7047/1U M7047/1L	6 Pairs	1,2,3,5, 6,7	3.5417/3.5425 89.959/89.980	3.7795/3.7804 95.999/96.022	1.293 32.85	0.1178 2.992
	M7047/4U M7047/4L	1 Pair	4	3.5417/3.5425 89.959/89.980	3.7795/3.7804 95.999/96.022	1.756 44.60	0.1178 2.992
24	8220.02 9.6Liter Diesel	9572 cc	125.00 X 130.00	6 cyl			24
	8220.12 9.6Liter Diesel	9572 cc	125.00 X 130.00	6 cyl			
	8220.22 9.6Liter Diesel Turbochargedd	9572 cc	125.00 X 130.00	6 cyl			
CR6726CP STD/0.25/0.5	C6726	6 Pairs		2.9996/3.0004 76.190/76.210	3.1663/3.1670 80.424/80.442	1.427 36.25	0.0821 2.085
MB7048CP STD/0.25/0.5	M7048/1U M7048/1L	6 Pairs	1,2,3,5, 6,7	3.3850/3.3858 85.979/85.999	3.6220/3.6228 91.999/92.019	1.555 39.50	0.1167 2.964
	M7048/4U M7048/4L	1 Pair	4	3.3850/3.3858 85.979/85.999	3.6220/3.6228 91.999/92.019	1.791 45.50	0.1167 2.964
25	F3AE0681 10.3Liter 4 Valves, Diesel Turbocharged Cursor 10	11/1999 - 10300 cc	125.00 X 140.00	6 cyl			25
	F3AE3681 10.3Liter 4 Valves, Diesel Turbocharged Cursor 10	10300 cc	125.00 X 140.00	6 cyl			
CR1308CP STD/STDG/STDR/010/020	C1308	1 Pair		3.2665/3.2677 82.969/83.000	3.4251/3.4263 86.998/87.028	1.593 40.47	0.0780 1.981
MB1231CP STD/STDG/STDR/010R/020R	M1231U M1231L	1 Pair	1	3.6602/3.6614 92.969/93.000	3.8976/3.8988 98.999/99.030	1.461 37.10	0.1171 2.974
26	203/H 10.7Liter Diesel	10676 cc	125.00 X 145.00	6 cyl			26
	203/A/61 - 203H/61310H/61 Diesel	11549 cc	130.00 X 145.00	6 cyl			
CR6632CP STD/010/020/030/040/050/060	C6632	6 Pairs		3.2205/3.2215 81.801/81.826	3.3690/3.3700 85.573/85.598	1.702 43.23	0.0723 1.836
MB 790CP STD/010/020	M 790/1R M 790/1L	1 Pair	1	3.6245/3.6255 92.062/92.088	3.8025/3.8030 96.584/96.596	2.164 54.97	0.0862 2.189
	M 790/2	4 Pairs	2,3,5,6	3.6245/3.6255 92.062/92.088	3.8025/3.8030 96.584/96.596	1.298 32.97	0.0862 2.189
	M 790/4	1 Pair	4	3.6245/3.6255 92.062/92.088	3.8025/3.8030 96.584/96.596	2.637 66.98	0.0862 2.189
	M 790/7R M 790/7L	1 Pair	7	3.6245/3.6255 92.062/92.088	3.8025/3.8030 96.584/96.596	2.794 70.97	0.0862 2.189
TW 240AM STD	W 240E W 240D	2 Pairs		4.0800/4.0804 103.632/103.642	4.7200/4.7300 119.888/120.142	0.000 0.00	0.0930 2.362

Iveco				Iveco			
King Set No.	Part No.	Qty.	Position	Crankshaft Diameter	Housing Diameter	Length	Wall Thickness
27	F3B3681 12.9Liter 4 Valves, Diesel Turbocharged Cursor 13	12880 cc	135.00 X	6 cyl			27
	F3BE0681 12.9Liter 4 Valves, Diesel Turbocharged Cursor 13	12880 cc	135.00 X	6 cyl			
	F3BE3681 12.9Liter 4 Valves, Diesel Turbocharged Cursor 13	12882 cc	135.00 X	6 cyl			
CR1310CP STD/STDG/STDR/010/010R/020	C1310	1 Pair		3.5421/3.5433 89.969/90.000	3.7008/3.7020 94.000/94.031	1.713 43.50	0.0777 1.974
MB1233CP STD/STDG/STDR/.25R	M1233U M1233L	1 Pair		3.9358/3.9370 99.969/100.000	4.1850/4.1862 106.299/106.329	1.534 38.95	0.1228 3.119
28	8260.02 12.9Liter	12900 cc	145.00 X	5 cyl			28
CR 876CP STD/010/020	C 876	8 Pairs		3.7094/3.7103 94.219/94.242	3.8563/3.8572 97.950/97.973	1.329 33.75	0.0716 1.819
MB5016CP STD/010/020	M5016U M5016L	5 Pairs	1,2,3,4, 5	4.4486/4.4478 112.994/112.974	4.6457/4.6465 118.001/118.021	1.595 40.50	0.0972 2.469
29	8260.02 12.9Liter Diesel	12900 cc	145.00 X	6 cyl			29
MB 178CP STD/010/020 1983-	M5016U M5016L	1 Pair		4.4478/4.4486 112.974/112.994	4.6457/4.6465 118.001/118.021	1.595 40.50	0.0972 2.469
30	8210.02/12/22 13.8Liter Diesel	13798 cc	137.00 X	6 cyl			30
	8210.22 13.8Liter Diesel	13798 cc	137.00 X	6 cyl			
CR6633CP STD/010/020/030	C6633	6 Pairs		3.3351/3.3360 84.712/84.734	3.4835/3.4844 88.481/88.504	1.623 41.22	0.0723 1.836
CR6721CP STD/010/020	C6721	6 Pairs		3.3351/3.3360 84.712/84.734	3.4835/3.4844 88.481/88.504	1.584 40.22	0.0723 1.836
MB 791CP STD/010/020/030	M 791/1U M 791/1L	1 Pair	1	4.0503/4.0512 102.878/102.900	4.2510/4.2520 107.975/108.001	1.472 37.40	0.0982 2.494
	M 791/4U M 791/4L	1 Pair	4	4.0503/4.0512 102.878/102.900	4.2510/4.2520 107.975/108.001	2.122 53.90	0.0982 2.494
	M 791/2U M 791/2L	4 Pairs	2,3,5,6	4.0503/4.0512 102.878/102.900	4.2510/4.2520 107.975/108.001	1.370 34.80	0.0982 2.494
	M 791/7U M 791/1L	1 Pair	7	4.0503/4.0512 102.878/102.900	4.2510/4.2520 107.975/108.001	1.472 37.40	0.0982 2.494
31	8210.42 13.8Liter Diesel	13798 cc	137.00 X	6 cyl			31
CR6721CP STD/010/020	C6721	6 Pairs		3.3351/3.3360 84.712/84.734	3.4835/3.4844 88.481/88.504	1.584 40.22	0.0723 1.836
MB 791CP STD/010/020/030	M 791/1U M 791/1L	1 Pair	1	4.0503/4.0512 102.878/102.900	4.2510/4.2520 107.975/108.001	1.472 37.40	0.0982 2.494
	M 791/4U M 791/4L	1 Pair	4	4.0503/4.0512 102.878/102.900	4.2510/4.2520 107.975/108.001	2.122 53.90	0.0982 2.494
	M 791/2U M 791/2L	4 Pairs	2,3,5,6	4.0503/4.0512 102.878/102.900	4.2510/4.2520 107.975/108.001	1.370 34.80	0.0982 2.494
	M 791/7U M 791/1L	1 Pair	7	4.0503/4.0512 102.878/102.900	4.2510/4.2520 107.975/108.001	1.472 37.40	0.0982 2.494
32	8280.02 17.2Liter Diesel V8	17174 cc	145.00 X	8 cyl			32
CR1212CP STD/010/020	C 877	1 Pair		3.7094/3.7103 94.219/94.242	3.8563/3.8572 97.950/97.973	1.329 33.75	0.0716 1.819

Iveco				Iveco			
King Set No.	Part No.	Qty.	Position	Crankshaft Diameter	Housing Diameter	Length	Wall Thickness
MB 178CP STD/010/020	M5016U M5016L	1 Pair		4.4478/4.4486 112.974/112.994	4.6457/4.6465 118.001/118.021	1.595 40.50	0.0972 2.469
33	8280.22 17.2Liter Diesel V8	17174 cc	145.00 X 130.00	8 cyl			33
CR1212CP STD/010/020	C 877	1 Pair		3.7094/3.7103 94.219/94.242	3.8563/3.8572 97.950/97.973	1.329 33.75	0.0716 1.819
MB 178CP STD/010/020	M5016U M5016L	1 Pair		4.4478/4.4486 112.974/112.994	4.6457/4.6465 118.001/118.021	1.595 40.50	0.0972 2.469
34	8280.42 VB D 17.2Liter Diesel	17174 cc	145.00 X 130.00	8 cyl			34
CR1212CP STD/010/020	C 877	1 Pair		3.7094/3.7103 94.219/94.242	3.8563/3.8572 97.950/97.973	1.329 33.75	0.0716 1.819
MB 178CP STD/010/020	M5016U M5016L	1 Pair		4.4478/4.4486 112.974/112.994	4.6457/4.6465 118.001/118.021	1.595 40.50	0.0972 2.469
35	8280.02 17.2Liter	17174 cc	145.00 X 130.00	5 cyl			35
	330.35PT	17174 cc	145.00 X 130.00	5 cyl			
	8281	17174 cc	145.00 X 130.00	5 cyl			
CR 876CP STD/010/020	C 876	8 Pairs		3.7094/3.7103 94.219/94.242	3.8563/3.8572 97.950/97.973	1.329 33.75	0.0716 1.819
CR 877CP STD/010/020	C 877	8 Pairs		3.7094/3.7103 94.219/94.242	3.8563/3.8572 97.950/97.973	1.329 33.75	0.0716 1.819
MB5016CP STD/010/020	M5016U M5016L	5 Pairs	1,2,3,4, 5	4.4486/4.4478 112.994/112.974	4.6457/4.6465 118.001/118.021	1.595 40.50	0.0972 2.469

Engine Index: Jaguar

Engine-Code	Years	Cyl	CC	Line
2.4 O.H.C 2.4Liter OHC		6	2483	1
AJD 2.7Liter V6 24 Valves, Diesel Turbocharged		6	2720	2
2.8 O.H.C 2.8Liter OHC		6	2792	3
AJ6 4 VALVE HEAD DOHC		6	3590	4
3.8 O.H.C 3.8Liter OHC		6	3781	3
4.2 O.H.C 4.2Liter OHC		6	4235	5
4.2 O.H.C 4.2Liter OHC Fuel Injection		6	4235	5
5.3 O.H.C V12 5.3Liter OHC		12	5343	6
HE 5.4Liter OHV V12		12	5343	6

Jaguar				Jaguar			
King Set No.	Part No.	Qty.	Position	Crankshaft Diameter	Housing Diameter	Length	Wall Thickness
1	2.4 O.H.C 2.4Liter OHC	2483 cc	82.99 X 76.50	6 cyl			1
CR 697CP STD/010/020/030/040/060	C 697	6 Pairs		2.0856/2.0861 52.974/52.987	2.2330/2.2335 56.718/56.731	0.974 24.74	0.0729 1.852
CR 697XP STD/010/020/030 Optional to CR 697CP (Race bearings, Tri-metal [pMax Black])	C 697	6 Pairs		2.0856/2.0861 52.974/52.987	2.2330/2.2335 56.718/56.731	0.974 24.74	0.0728 1.849









Jaguar				Jaguar			
King Set No.	Part No.	Qty.	Position	Crankshaft Diameter	Housing Diameter	Length	Wall Thickness
2	AJD 2.7Liter V6 24 Valves, Diesel Turbocharged	2720 cc	81.00 X 88.00	6 cyl			2
CR6838SV STD/010/020 Sputter replacment	C6838U C6838L	6 Pairs		2.4791/2.4795 62.969/62.979	2.5984/2.5988 65.999/66.010	0.579 14.70	0.0587 1.491
MB4276SV STD/010/020 Sputter replacment set contains clinched flanged bearings	M4276U M4276L	3 Pairs	1,2,3	2.7519/2.7551 69.898/69.980	2.9539/2.9531 75.029/75.009	0.784 19.90	0.0983 2.497
	MK4276/2U MK4276/2L	1 Pair	4	2.7519/2.7551 69.898/69.980	2.9539/2.9531 75.029/75.009	0.906 23.00	0.0983 2.497
		0		0.0000 0.000	0.0000 0.000	2.996 76.10	0.0788 2.002
3	2.8 O.H.C 2.8Liter OHC	2792 cc	83.00 X 86.00	6 cyl			3
	3.8 O.H.C 3.8Liter OHC	3781 cc	86.99 X 105.99	6 cyl			
CR 697CP STD/010/020/030/040/060	C 697	6 Pairs		2.0856/2.0861 52.974/52.987	2.2330/2.2335 56.718/56.731	0.974 24.74	0.0729 1.852
MB 788CP STD/010/020/030/040	M 788/1	3 Pairs	1,4,7	2.7495/2.7500 69.837/69.850	2.9165/2.9170 74.079/74.092	1.504 38.20	0.0827 2.101
	M 771/2U	4 Pairs	2,3,5,6	2.7495/2.7500 69.837/69.850	2.9165/2.9170 74.079/74.092	0.999 25.38	0.0827 2.101
CR 697XP STD/010/020/030 Optional to CR 697CP (Race bearings, Tri-metal [pMax Black])	C 697	6 Pairs		2.0856/2.0861 52.974/52.987	2.2330/2.2335 56.718/56.731	0.974 24.74	0.0728 1.849
MB 788XP STD/010/020/030 Optional to MB 788CP (Race bearings, Tri-metal [pMax Black])	M 788/1	3 Pairs	1,4,7	2.7495/2.7500 69.837/69.850	2.9165/2.9170 74.079/74.092	1.504 38.20	0.0826 2.098
	M 771/2U	4 Pairs	2,3,5,6	2.7495/2.7500 69.837/69.850	2.9165/2.9170 74.079/74.092	0.999 25.38	0.0826 2.098
4	AJ6 4 VALVE HEAD DOHC	3590 cc	91.00 X 92.00	6 cyl			4
CR6674CP STD/010/020	C6674	6 Pairs		2.0856/2.0861 52.974/52.987	2.2330/2.2335 56.718/56.731	0.974 24.75	0.0720 1.829
MB7731CP STD/010/020	M7731/1U M7731/1L	6 Pairs	1,2,3,5, 6,7	3.0007/3.0012 76.218/76.230	3.1665/3.1670 80.429/80.442	0.972 24.70	0.0820 2.083
	M7731/4U M7731/4L	1 Pair	4	3.0007/3.0012 76.218/76.230	3.1665/3.1670 80.429/80.442	1.199 30.45	0.0815 2.070
5	4.2 O.H.C 4.2Liter OHC	4235 cc	92.08 X 106.00	6 cyl			5
	4.2 O.H.C 4.2Liter OHC Fuel Injection	4235 cc	92.08 X 106.01	6 cyl			
CR 697CP STD/010/020/030/040/060	C 697	6 Pairs		2.0856/2.0861 52.974/52.987	2.2330/2.2335 56.718/56.731	0.974 24.74	0.0729 1.852
MB 771CP STD/010/020/030/040/060	M 771/1U M 771/1L	2 Pairs	1,7	2.7500/2.7505 69.850/69.863	2.9165/2.9170 74.079/74.092	1.374 34.90	0.0827 2.101
	M 771/4	1 Pair	4	2.7500/2.7505 69.850/69.863	2.9165/2.9170 74.079/74.092	1.129 28.68	0.0827 2.101
	M 771/2U M 771/2L	4 Pairs	2,3,5,6	2.7500/2.7505 69.850/69.863	2.9165/2.9170 74.079/74.092	0.999 25.38	0.0827 2.101
CR 697XP STD/010/020/030 Optional to CR 697CP (Race bearings, Tri-metal [pMax Black])	C 697	6 Pairs		2.0856/2.0861 52.974/52.987	2.2330/2.2335 56.718/56.731	0.974 24.74	0.0728 1.849
MB 771XP STD/010 Optional to MB 771CP (Race bearings, Tri-metal [pMax Black])	M 771/1U M 771/1L	2 Pairs	1,7	2.7500/2.7505 69.850/69.863	2.9165/2.9170 74.079/74.092	1.374 34.90	0.0826 2.098
	M 771/4	1 Pair	4	2.7500/2.7505 69.850/69.863	2.9165/2.9170 74.079/74.092	1.129 28.68	0.0826 2.098
	M 771/2U M 771/2L	4 Pairs	2,3,5,6	2.7500/2.7505 69.850/69.863	2.9165/2.9170 74.079/74.092	0.999 25.38	0.0826 2.098









Jaguar				Jaguar				
King Set No.	Part No.	Qty.	Position	Crankshaft Diameter	Housing Diameter	Length	Wall Thickness	
6	5.3 O.H.C V12 5.3Liter OHC			5343 cc	90.00 X 70.00	12 cyl		
	HE 5.4Liter OHV V12			5343 cc	90.00 X 70.00	12 cyl	6	
CR1203CP STD/010/020	C1203	12 Pairs		2.2994/2.3000 58.405/58.420	2.4409/2.4415 61.999/62.014	0.728 18.50	0.0698 1.773	
MB 792CP STD/010/020	M 792/1	5 Pairs	1,2,3,5, 6	3.0007/3.0012 76.218/76.230	3.1665/3.1670 80.429/80.442	0.972 24.70	0.0820 2.083	
	M 792/4	1 Pair	4	3.0007/3.0012 76.218/76.230	3.1665/3.1670 80.429/80.442	1.199 30.45	0.0820 2.083	
	M 792/7	1 Pair	7	3.0012/3.0017 76.230/76.243	3.1665/3.1670 80.429/80.442	1.199 30.45	0.0815 2.070	

Engine Index: Jeep

Engine-Code	Years	Cyl	CC	Line
126CI J8S 2.1Liter SOHC, 8 Valves, Diesel Turbocharged	01/1985 - 12/1990	4	2068	1
134CI 2.2Liter Lightning, L-HEAD, 8 Valves, Gasoline	01/1941 - 12/1968	4	2197	2
134CI 2.2Liter Hurricane, F-HEAD, 8 Valves, Gasoline	01/1953 - 12/1973	4	2197	2
148CI 2.4Liter POWER-TECH, DOHC, 16 Valves, vin 1, Gasoline	01/2002 - 12/2006	4	2425	3
150CI 2.5Liter OHV, 8 Valves, vin E,H,U, Gasoline	01/1983 - 12/1990	4	2458	5
150CI 2.5Liter OHV, 8 Valves, vin P, Gasoline	01/1991 - 12/2002	4	2458	4
154CI 2.5Liter OHV, 8 Valves, vin B, Gasoline	01/1980 - 12/1983	4	2474	6
173CI 2.8Liter OHV, 12 Valves, vin W, Gasoline	01/1984 - 12/1985	6	2834	8
173CI 2.8Liter OHV, 12 Valves, vin W, Gasoline	01/1985 - 12/1986	6	2834	7
225CI 3.7Liter OHV, 12 Valves, vin H,P, Gasoline	01/1966 - 12/1971	6	3689	9
226CI 3.7Liter Power-Tech, SOHC, 12 Valves, vin K, Gasoline	01/2002 - 12/2009	6	3703	10
226CI 3.7Liter OHV, 12 Valves, Gasoline	01/1952 - 12/1965	6	3704	11
226CI 3.7Liter L-HEAD, 12 Valves, vin T, Gasoline	01/1954 - 12/1963	6	3704	11
232CI 3.8Liter HI-TORQUE, OHV, 12 Valves, vin E,H,P,U, Gasoline	01/1966 - 12/1978	6	3801	12
242CI 4.0Liter POWER-TECH, OHV, 12 Valves, vin L,M,V, Gasoline	01/1987 - 12/1990	6	3965	12
242CI 4.0Liter POWER-TECH, OHV, 12 Valves, vin S, Gasoline	01/1991 - 12/2006	6	3965	13
258CI 4.2Liter OHV, 12 Valves, vin A,C,M,T, Gasoline	01/1971 - 12/1990	6	4227	12
287CI 4.7Liter POWER-TECH, SOHC, 16 Valves, vin J,N, Gasoline	01/1999 - 12/2009	8	4703	14
304CI 5.0Liter OHV, 16 Valves, vin H,P, Gasoline	01/1971 - 12/1981	8	4981	15
318CI 5.2Liter OHV, 16 Valves, vin Y, Gasoline	01/1993 - 12/1998	8	5218	16
345CI 5.7Liter HEMI, OHV, 16 Valves, vin 2,T, Gasoline	01/2005 - 12/2010	8	5654	17
350CI 5.7Liter OHV, 16 Valves, vin 9,K, Gasoline	01/1968 - 12/1971	8	5736	18
360CI 5.9Liter OHV, 16 Valves, vin 7,N,P, Gasoline	01/1970 - 12/1990	8	5899	15
360CI 5.9Liter OHV, 16 Valves, vin Z, Gasoline	01/1998 - 12/1998	8	5900	19
370CI 6.1Liter HEMI, OHV, 16 Valves, vin 3,W, Gasoline	01/2006 - 12/2010	8	6059	17
401CI 6.6Liter OHV, 16 Valves, vin Z, Gasoline	01/1974 - 12/1978	8	6571	20

Jeep				Jeep			
King Set No.	Part No.	Qty.	Position	Crankshaft Diameter	Housing Diameter	Length	Wall Thickness
1	126CI J8S 2.1Liter SOHC, 8 Valves, Diesel Turbocharged	01/1985 - 12/1990	2068 cc	86.00 X 89.00	4 cyl		1
CR4006AM STD/0.25/0.5/0.75/1.0/1.25	C4006U C4006L	4 Pairs		2.2152/2.2160 56.266/56.286	2.3624/2.3630 60.005/60.020	0.815 20.70	0.0725 1.842
MB5544AM STD/0.25/0.5/0.75/1.0/1.5 360 degree oil groove	M5544	5 Pairs		2.4753/2.4761 62.873/62.893	2.6247/2.6255 66.667/66.688	0.924 23.47	0.0742 1.885
2	134CI 2.2Liter Hurricane, F-HEAD, 8 Valves, Gasoline	01/1953 - 12/1973	2197 cc	79.38 X 111.13	4 cyl		2
	134CI 2.2Liter Lightning, L-HEAD, 8 Valves, Gasoline	01/1941 - 12/1968	2197 cc	79.38 X 111.13	4 cyl		
CR 401AM STD/010/020/030/040/050/060/070/080	C 401	4 Pairs		1.9375/1.9385 49.213/49.238	2.0432/2.0440 51.897/51.918	1.098 27.90	0.0523 1.328
CS 101BB							
MB 319AM crank flange length mm STD 48.79/48.74 010 48.79/48.74 020 48.79/48.74 030 48.79/48.74 040 48.79/48.74 050 48.79/48.74 060 48.79/48.74 070 49.04/48.99 080 49.04/48.99	F 319U F 319L M 319/2U M 319/2L M 319/3U M 319/3L	1 Pair 1 Pair 1 Pair	1 2 3	2.3331/2.3341 59.261/59.286 2.3331/2.3341 59.261/59.286 2.3331/2.3341 59.261/59.286	2.4995/2.5000 63.487/63.500 2.4895/2.4900 63.233/63.246 2.4795/2.4800 62.979/62.992	1.925 48.89 1.815 46.10 1.754 44.55	0.0823 2.090 0.0773 1.963 0.0723 1.836
3	148CI 2.4Liter POWER-TECH, DOHC, 16 Valves, vin 1, Gasoline	01/2002 - 12/2006	2425 cc	87.48 X 100.99	4 cyl		3
CR4256AM STD/0.25/0.5/0.75/1.0	C4256	4 Pairs		1.9688/1.9695 50.008/50.025	2.0864/2.0869 52.995/53.007	0.791 20.10	0.0583 1.481
MB5270AM crank flange length mm STD 27.85/27.80 0.25 27.88/27.83 0.5 27.88/27.83 0.75 27.88/27.83 1.0 27.88/27.83	M5270 F5270	4 Pairs 1 Pair	1,2,4,5 3	2.3619/2.3625 59.992/60.008 2.3619/2.3625 59.992/60.008	2.5197/2.5202 64.000/64.013 2.5197/2.5202 64.000/64.013	0.850 21.60 1.100 27.95	0.0781 1.984 0.0781 1.984
CR4271AM STD/0.25/0.5/0.75 Optional to CR4256AM (housing bore +.002")	C4271	4 Pairs		1.9688/1.9695 50.008/50.025	2.0884/2.0889 53.045/53.058	0.791 20.10	0.0593 1.506
4	150CI 2.5Liter OHV, 8 Valves, vin P, Gasoline	01/1991 - 12/2002	2458 cc	98.43 X 81.03	4 cyl		4
CR4023SI STD/001/010/020/030/040/060	C 648	4 Pairs		2.0948/2.0955 53.208/53.226	2.2080/2.2085 56.083/56.096	0.836 21.23	0.0560 1.422
CS 422BB 010	S 422/1 S 422/2 S 422/3 S 422/4	1 1 1	1 2 3 4	2.0295/2.0305 51.549/51.575 2.0195/2.0205 51.295/51.321 2.0095/2.0105 51.041/51.067 1.9995/2.0005 50.787/50.813	2.1555/2.1565 54.750/54.775 2.1455/2.1465 54.496/54.521 2.1355/2.1365 54.242/54.267 2.1255/2.1265 53.988/54.013	0.690 17.53 0.690 17.53 0.690 17.53 0.690 17.53	0.0620 1.575 0.0620 1.575 0.0620 1.575 0.0620 1.575
MB5148SI crank flange length mm STD 32.26/32.21 010 32.29/32.24 020 32.29/32.24 030 32.29/32.24 040 32.29/32.24	M5148U M 763L F5148U F 763L	4 Pairs 1 Pair	1,3,4,5 2	2.4988/2.4995 63.470/63.487 2.4988/2.4995 63.470/63.487	2.6910/2.6920 68.351/68.377 2.6910/2.6920 68.351/68.377	0.985 25.02 1.274 32.36	0.0952 2.418 0.0952 2.418









Jeep				Jeep			
							
King Set No.	Part No.	Qty.	Position	Crankshaft Diameter	Housing Diameter	Length	Wall Thickness
CR4352SI STD/010/020/030/040 Optional to CR4023SI (housing bore +.002")	C6805	4 Pairs		2.0948/2.0955 53.208/53.226	2.2100/2.2105 56.134/56.147	0.836 21.23	0.0570 1.448
5	150CI 2.5Liter OHV, 8 Valves, vin E,H,U, Gasoline	01/1983 - 12/1990	2458 cc	98.43 X 81.03	4 cyl		5
CR4023SI STD/001/010/020/030/040/060	C 648	4 Pairs		2.0948/2.0955 53.208/53.226	2.2080/2.2085 56.083/56.096	0.836 21.23	0.0560 1.422
CS 422BB 010	S 422/1	1	1	2.0295/2.0305 51.549/51.575	2.1555/2.1565 54.750/54.775	0.690 17.53	0.0620 1.575
	S 422/2	1	2	2.0195/2.0205 51.295/51.321	2.1455/2.1465 54.496/54.521	0.690 17.53	0.0620 1.575
	S 422/3	1	3	2.0095/2.0105 51.041/51.067	2.1355/2.1365 54.242/54.267	0.690 17.53	0.0620 1.575
	S 422/4	1	4	1.9995/2.0005 50.787/50.813	2.1255/2.1265 53.988/54.013	0.690 17.53	0.0620 1.575
MB5560SI crank flange length mm STD 32.26/32.21 010 32.29/32.24 020 32.29/32.24 030 32.29/32.24 040 32.29/32.24	M 763U M 763L	4 Pairs	1,3,4,5	2.4988/2.4995 63.470/63.487	2.6910/2.6920 68.351/68.377	0.985 25.02	0.0952 2.418
	F 763U F 763L	1 Pair	2	2.4988/2.4995 63.470/63.487	2.6910/2.6920 68.351/68.377	1.274 32.36	0.0952 2.418
CR4352SI STD/010/020/030/040 Optional to CR4023SI (housing bore +.002")	C6805	4 Pairs		2.0948/2.0955 53.208/53.226	2.2100/2.2105 56.134/56.147	0.836 21.23	0.0570 1.448
6	154CI 2.5Liter OHV, 8 Valves, vin B, Gasoline	01/1980 - 12/1983	2474 cc	101.60 X 76.20	4 cyl		6
CR4494SI STD/010/020/030/040	C 811	4 Pairs		1.9995/2.0005 50.787/50.813	2.1247/2.1252 53.967/53.980	0.740 18.80	0.0619 1.572
CS 325BB 010	S 325	3	1-2-3	1.8682/1.8692 47.452/47.478	1.9990/2.0010 50.775/50.825	0.865 21.97	0.0644 1.636
MB5532SI crank flange length mm STD 25.63/25.58 010 25.66/25.61 020 25.66/25.61 030 25.66/25.61 040 25.66/25.61	M5532U M 752L	4 Pairs	1,2,3,4	2.2983/2.2993 58.377/58.402	2.4906/2.4916 63.261/63.287	0.806 20.48	0.0955 2.426
	F5532U F 752L	1 Pair	5	2.2983/2.2993 58.377/58.402	2.4900/2.4916 63.246/63.287	1.013 25.73	0.0955 2.426
CR4519SI STD/010/020/030/040/050 Optional to CR4494SI (housing bore +.002")	C4519	4 Pairs		1.9995/2.0005 50.787/50.813	2.1267/2.1272 54.018/54.031	0.740 18.80	0.0629 1.598
MB5313SI Optional to MB5532SI (flange O/S .020") crank flange length mm STD 25.63/25.58 010 26.13/26.08 020 26.13/26.08 030 26.13/26.08 040 26.13/26.08 050 26.13/26.08	M5532U M 752L	4 Pairs	1,2,3,4	2.2983/2.2993 58.377/58.402	2.4906/2.4916 63.261/63.287	0.806 20.48	0.0955 2.426
	F5313U F5313L	1 Pair	5	2.2983/2.2993 58.377/58.402	2.4900/2.4916 63.246/63.287	1.013 25.73	0.0955 2.426
7	173CI 2.8Liter OHV, 12 Valves, vin W, Gasoline	01/1985 - 12/1986	2834 cc	89.00 X 76.00	6 cyl		7
CR 605SI STD/.026/0.25/0.5/0.75/1.0/1.25	C 605	6 Pairs		1.9983/1.9993 50.757/50.782	2.1245/2.1255 53.962/53.988	0.719 18.26	0.0621 1.577
CS 428BB							

Jeep				Jeep			
 King Set No.	 Part No.	 Qty.	 Position	 Crankshaft Diameter	 Housing Diameter	 Length	 Wall Thickness
CS 429BB 010	S 429/1	1	1	1.8677/1.8697 47.440/47.490	2.0091/2.0100 51.031/51.054	0.625 15.88	0.0691 1.755
	S 429/2	2	2-3	1.8677/1.8697 47.440/47.490	1.9988/2.0002 50.770/50.805	0.630 16.00	0.0640 1.626
	S 429/4	1	4	1.8677/1.8697 47.440/47.490	2.0091/2.0100 51.031/51.054	0.625 15.88	0.0691 1.755
MB4080SI <i>crank flange length mm</i> STD 23.92/23.87 0.25 23.95/23.90 0.5 23.95/23.90 0.75 23.95/23.90 1.0 23.95/23.90	M4080/1U M4080/1L	2 Pairs	1,4	2.6473/2.6482 67.241/67.264	2.8406/2.8415 72.151/72.174	0.976 24.80	0.0958 2.433
	M4080/2U M4080/2L	1 Pair	2	2.6473/2.6482 67.241/67.264	2.8406/2.8415 72.151/72.174	0.738 18.75	0.0958 2.433
	F4080U F4080L	1 Pair	3	2.6473/2.6482 67.241/67.264	2.8406/2.8415 72.151/72.174	0.946 24.02	0.0958 2.433
CR6680SI STD/0.25/0.5/0.75 Optional to CR 605SI (housing bore +.002")	C6680	6 Pairs		1.9983/1.9993 50.757/50.782	2.1265/2.1275 54.013/54.039	0.719 18.26	0.0631 1.603
MB4091SI Optional to MB4080SI (housing bore +.020") <i>crank flange length mm</i> STD 23.90/23.85 0.25 23.93/23.88	M4030/1U M4091/1L	2 Pairs	1,4	2.6473/2.6482 67.241/67.264	2.8605/2.8615 72.657/72.682	0.976 24.80	0.1055 2.680
	M4030/2U M4091/2L	1 Pair	2	2.6473/2.6482 67.241/67.264	2.8605/2.8615 72.657/72.682	0.737 18.72	0.1055 2.680
	F4030U F4091L	1 Pair	3	2.6473/2.6482 67.241/67.264	2.8605/2.8615 72.657/72.682	0.945 24.00	0.1055 2.680
MB4093SI Optional to MB4080SI (flange O/S 0.5mm) <i>crank flange length mm</i> 0.25 24.42/24.37 0.5 24.42/24.37 0.75 24.42/24.37	M4080/1U M4080/1L	2 Pairs	1,4	2.6473/2.6482 67.241/67.264	2.8406/2.8415 72.151/72.174	0.976 24.80	0.0958 2.433
	M4080/2U M4080/2L	1 Pair	2	2.6473/2.6482 67.241/67.264	2.8406/2.8415 72.151/72.174	0.738 18.75	0.0958 2.433
	F4093U F4093L	1 Pair	3	2.6473/2.6482 67.241/67.264	2.8406/2.8415 72.151/72.174	0.946 24.02	0.0958 2.433
8	173CI 2.8Liter OHV, 12 Valves, vin W, Gasoline	01/1984 - 12/1985	2834 cc	89.00 X 76.00	6 cyl		8
CR 605SI STD/.026/0.25/0.5/0.75/1.0/1.25	C 605	6 Pairs		1.9983/1.9993 50.757/50.782	2.1245/2.1255 53.962/53.988	0.719 18.26	0.0621 1.577
CS 428BB							
CS 429BB 010	S 429/1	1	1	1.8677/1.8697 47.440/47.490	2.0091/2.0100 51.031/51.054	0.625 15.88	0.0691 1.755
	S 429/2	2	2-3	1.8677/1.8697 47.440/47.490	1.9988/2.0002 50.770/50.805	0.630 16.00	0.0640 1.626
	S 429/4	1	4	1.8677/1.8697 47.440/47.490	2.0091/2.0100 51.031/51.054	0.625 15.88	0.0691 1.755
MB 427AM <i>crank flange length mm</i> STD 23.93/23.88 0.25 23.96/23.91 0.5 23.96/23.91 0.75 23.96/23.91 1.0 23.96/23.91 1.25 23.96/23.91 1.5 24.18/24.13	M 427/1U M 427/1L	1 Pair	1	2.4937/2.4946 63.340/63.363	2.6870/2.6880 68.250/68.275	0.969 24.60	0.0956 2.428
	M 427/2U M 427/2L	1 Pair	2	2.4937/2.4946 63.340/63.363	2.6870/2.6880 68.250/68.275	0.740 18.80	0.0956 2.428
	F 427U F 427L	1 Pair	3	2.4937/2.4946 63.340/63.363	2.6870/2.6880 68.250/68.275	0.946 24.03	0.0956 2.428
	M 427/4U M 427/4L	1 Pair	4	2.4937/2.4946 63.340/63.363	2.6870/2.6880 68.250/68.275	1.247 31.67	0.0956 2.428
CR6680SI STD/0.25/0.5/0.75 Optional to CR 605SI (housing bore +.002")	C6680	6 Pairs		1.9983/1.9993 50.757/50.782	2.1265/2.1275 54.013/54.039	0.719 18.26	0.0631 1.603

Jeep				Jeep				
King Set No.	Part No.	Qty.	Position	Crankshaft Diameter	Housing Diameter	Length	Wall Thickness	
MB 492AM Optional to MB 427AM (flange O/S 0.5mm) crank flange length mm 0.25 24.43/24.38 0.5 24.43/24.38 0.75 24.43/24.38	M 427/1U M 427/1L	1 Pair	1	2.4937/2.4946 63.340/63.363	2.6870/2.6880 68.250/68.275	0.969 24.60	0.0956 2.428	
	M 427/2U M 427/2L	1 Pair	2	2.4937/2.4946 63.340/63.363	2.6870/2.6880 68.250/68.275	0.740 18.80	0.0956 2.428	
	F 492U F 492L	1 Pair	3	2.4937/2.4946 63.340/63.363	2.6870/2.6880 68.250/68.275	0.946 24.03	0.0956 2.428	
	M 427/4U M 427/4L	1 Pair	4	2.4937/2.4946 63.340/63.363	2.6870/2.6880 68.250/68.275	1.247 31.67	0.0956 2.428	
	9 225CI 3.7Liter OHV, 12 Valves, vin H,P, Gasoline 01/1966 - 12/1971 3689 cc 95.25 X 86.36 6 cyl 9							
CR6614SI STD/010/020/030/040	C 811	6 Pairs		1.9995/2.0005 50.787/50.813	2.1247/2.1252 53.967/53.980	0.740 18.80	0.0619 1.572	
MB 443AM crank flange length mm STD 26.87/26.82 001 26.90/26.85 010 26.90/26.85 020 26.90/26.85 030 26.90/26.85 040 26.90/26.85 050 26.90/26.85 060 27.12/27.07	M 443U M 443L	2 Pairs	1,3	2.4990/2.5000 63.475/63.500	2.6870/2.6880 68.250/68.275	0.868 22.05	0.0935 2.375	
	M 443U M 443L1	1 Pair	4	2.4990/2.5000 63.475/63.500	2.6870/2.6880 68.250/68.275	0.868 22.05	0.0935 2.375	
	F 443U F 443L	1 Pair	2	2.4990/2.5000 63.475/63.500	2.6870/2.6880 68.250/68.275	1.062 26.97	0.0935 2.375	
	10 226CI 3.7Liter Power-Tech, SOHC, 12 Valves, vin K, Gasoline 01/2002 - 12/2009 3703 cc 93.00 X 90.80 6 cyl 10							
	CR6822SI STD/0.25/0.5/0.75/1.0	C6822	6 Pairs		2.2794/2.2797 57.897/57.904	2.4092/2.4097 61.194/61.206	0.654 16.60	0.0645 1.638
CS2101BB STD balance shaft bearing	S2101/1	1	1	0.0000 0.000	2.3533 59.774	0.710 18.03	0.0728 1.849	
	S2101/2	1	2	0.0000 0.000	1.2903 32.774	0.710 18.03	0.0728 1.849	
MB4102SI STD/0.026/0.25/0.5/0.75/1.0 contains thrustwashers	M5284U M5284L	4 Pairs	1,2,3,4	2.4998/2.5002 63.495/63.505	2.6927/2.6931 68.395/68.405	0.807 20.50	0.0962 2.443	
	W5284D W5284E	1 Pair		2.8471/2.8510 72.316/72.415	3.6345/3.6384 92.316/92.415	0.004 0.10	0.1004 2.550	
TW 167AM STD	W5284D W5284E	1 Pair	3	2.8471/2.8510 72.316/72.415	3.6345/3.6384 92.316/92.415	0.000 0.00	0.1004 2.550	
CR6849SI STD/0.25 Optional to CR6822SI (housing bore +.002")	C6849	6 Pairs		2.2794/2.2797 57.897/57.904	2.4112/2.4117 61.244/61.257	0.654 16.60	0.0645 1.638	
11	226CI 3.7Liter OHV, 12 Valves, Gasoline	01/1952 - 12/1965	3704 cc	84.15 X 111.13	6 cyl	11		
	226CI 3.7Liter L-HEAD, 12 Valves, vin T, Gasoline	01/1954 - 12/1963	3704 cc	84.15 X 111.13	6 cyl			
CR 603AM STD/010/020/030/040	C 603R C 603L	6 Pairs		2.0619/2.0627 52.372/52.393	2.1865/2.1870 55.537/55.550	1.128 28.65	0.0619 1.572	
MB 414AM crank flange length mm STD 41.45/41.40 010 41.45/41.40 020 41.45/41.40 040 41.45/41.40	M 414/1	1 Pair	1	2.3744/2.3752 60.310/60.330	2.5615/2.5622 65.062/65.080	1.067 27.10	0.0928 2.357	
	M 414/2	2 Pairs	2,3	2.3744/2.3752 60.310/60.330	2.5615/2.5622 65.062/65.080	1.317 33.45	0.0928 2.357	
	F 414	1 Pair	4	2.3744/2.3752 60.310/60.330	2.5615/2.5622 65.062/65.080	1.636 41.55	0.0928 2.357	

Jeep				Jeep			
King Set No.	Part No.	Qty.	Position	Crankshaft Diameter	Housing Diameter	Length	Wall Thickness
12	232CI 3.8Liter HI-TORQUE, OHV, 12 Valves, vin E,H,P,U, Gasoline	01/1966 - 12/1978	3801 cc	95.25 X 88.90	6 cyl		12
	242CI 4.0Liter POWER-TECH, OHV, 12 Valves, vin L,M,V, Gasoline	01/1987 - 12/1990	3965 cc	98.43 X 88.90	6 cyl		
	258CI 4.2Liter OHV, 12 Valves, vin A,C,M,T, Gasoline	01/1971 - 12/1990	4227 cc	95.25 X 99.21	6 cyl		
CR 648SI STD/001/010/020/030/040/060	C 648	6 Pairs		2.0948/2.0955 53.208/53.226	2.2080/2.2085 56.083/56.096	0.836 21.23	0.0560 1.422
CS 422BB 010	S 422/1	1	1	2.0295/2.0305 51.549/51.575	2.1555/2.1565 54.750/54.775	0.690 17.53	0.0620 1.575
	S 422/2	1	2	2.0195/2.0205 51.295/51.321	2.1455/2.1465 54.496/54.521	0.690 17.53	0.0620 1.575
	S 422/3	1	3	2.0095/2.0105 51.041/51.067	2.1355/2.1365 54.242/54.267	0.690 17.53	0.0620 1.575
	S 422/4	1	4	1.9995/2.0005 50.787/50.813	2.1255/2.1265 53.988/54.013	0.690 17.53	0.0620 1.575
MB 763SI crank flange length mm STD 32.26/32.21 010 32.29/32.24 020 32.29/32.24 030 32.29/32.24 040 32.29/32.24 050 32.29/32.24 060 32.51/32.46	M 763U M 763L	6 Pairs	1,2,4,5, 6,7	2.4988/2.4995 63.470/63.487	2.6910/2.6920 68.351/68.377	0.985 25.02	0.0952 2.418
	F 763U F 763L	1 Pair	3	2.4988/2.4995 63.470/63.487	2.6910/2.6920 68.351/68.377	1.274 32.36	0.0952 2.418
CR6805SI STD/010/020/030/040 Optional to CR 648SI (housing bore +.002")	C6805	6 Pairs		2.0948/2.0955 53.208/53.226	2.2100/2.2105 56.134/56.147	0.836 21.23	0.0570 1.448
13	242CI 4.0Liter POWER-TECH, OHV, 12 Valves, vin S, Gasoline	01/1991 - 12/2006	3965 cc	98.43 X 88.90	6 cyl		13
CR 648SI STD/001/010/020/030/040/060	C 648	6 Pairs		2.0948/2.0955 53.208/53.226	2.2080/2.2085 56.083/56.096	0.836 21.23	0.0560 1.422
CS 422BB 010	S 422/1	1	1	2.0295/2.0305 51.549/51.575	2.1555/2.1565 54.750/54.775	0.690 17.53	0.0620 1.575
	S 422/2	1	2	2.0195/2.0205 51.295/51.321	2.1455/2.1465 54.496/54.521	0.690 17.53	0.0620 1.575
	S 422/3	1	3	2.0095/2.0105 51.041/51.067	2.1355/2.1365 54.242/54.267	0.690 17.53	0.0620 1.575
	S 422/4	1	4	1.9995/2.0005 50.787/50.813	2.1255/2.1265 53.988/54.013	0.690 17.53	0.0620 1.575
MB7719SI crank flange length mm STD 32.26/32.21 010 32.29/32.24 020 32.29/32.24 030 32.29/32.24 040 32.29/32.24	M5148U M 763L	6 Pairs	1,2,4,5, 6,7	2.4988/2.4995 63.470/63.487	2.6910/2.6920 68.351/68.377	0.985 25.02	0.0952 2.418
	F5148U F 763L	1 Pair	3	2.4988/2.4995 63.470/63.487	2.6910/2.6920 68.351/68.377	1.274 32.36	0.0952 2.418
CR6805SI STD/010/020/030/040 Optional to CR 648SI (housing bore +.002")	C6805	6 Pairs		2.0948/2.0955 53.208/53.226	2.2100/2.2105 56.134/56.147	0.836 21.23	0.0570 1.448
14	287CI 4.7Liter POWER-TECH, SOHC, 16 Valves, vin J,N, Gasoline	01/1999 - 12/2009	4703 cc	92.99 X 86.49	8 cyl		14
CR8030SI STD/0.25/0.5/0.75/1.0	C8030	8 Pairs		2.0077/2.0080 50.996/51.003	2.1257/2.1262 53.993/54.005	0.654 16.60	0.0587 1.491
MB5284SI STD/0.25/0.5/0.75/1.0 contains thrustwashers	M5284U M5284L	5 Pairs	1,2,3,4, 5	2.4998/2.5002 63.495/63.505	2.6927/2.6931 68.395/68.405	0.807 20.50	0.0962 2.443
	W5284D W5284E	1 Pair	3	2.8471/2.8510 72.316/72.415	3.6345/3.6384 92.316/92.415	0.004 0.10	0.1004 2.550

Jeep				Jeep			
King Set No.	Part No.	Qty.	Position	Crankshaft Diameter	Housing Diameter	Length	Wall Thickness
TW 167AM STD	W5284D W5284E	1 Pair	3	2.8471/2.8510 72.316/72.415	3.6345/3.6384 92.316/92.415	0.000 0.00	0.1004 2.550
CR8031SI STD/0.25/0.5/0.75/1.0 Optional to CR8030SI (housing bore+.002")	C8031	8 Pairs		2.0077/2.0080 50.996/51.003	2.1277/2.1282 54.044/54.056	0.654 16.60	0.0596 1.514
15	304CI 5.0Liter OHV, 16 Valves, vin H,P, Gasoline	01/1971 - 12/1981	4981 cc	95.25 X 87.33	8 cyl		15
	360CI 5.9Liter OHV, 16 Valves, vin 7,N,P, Gasoline	01/1970 - 12/1990	5899 cc	103.63 X 87.33	8 cyl		
CR 818SI STD/001/010/020/030	C 648	8 Pairs		2.0948/2.0955 53.208/53.226	2.2080/2.2085 56.083/56.096	0.836 21.23	0.0560 1.422
CS 526BB							
MB5518AM crank flange length mm STD 32.26/32.21 010 32.29/32.24 020 32.29/32.24 030 32.29/32.24 040 32.29/32.24	M5518U M5518L F5518U F5518L	4 Pairs 1 Pair	1,2,4,5 3	2.7472/2.7479 69.779/69.797 2.7482/2.7489 69.804/69.822	2.9410/2.9420 74.701/74.727 2.9410/2.9420 74.701/74.727	0.927 23.55 1.274 32.36	0.0958 2.433 0.0958 2.433
CR8016SI STD/010/020/030 Optional to CR 818SI (housing bore +.002")	C6805	8 Pairs		2.0948/2.0955 53.208/53.226	2.2100/2.2105 56.134/56.147	0.836 21.23	0.0570 1.448
16	318CI 5.2Liter OHV, 16 Valves, vin Y, Gasoline	01/1993 - 12/1998	5218 cc	99.31 X 84.15	8 cyl		16
CR 805SI STD/001/010/020/030/040/050/060	C 805	8 Pairs		2.1240/2.1250 53.950/53.975	2.2500/2.2507 57.150/57.168	0.847 21.50	0.0623 1.582
CS 527BB							
MB5534SI crank flange length mm STD 29.26/29.21 010 29.29/29.24 020 29.29/29.24 030 29.29/29.24 040 29.29/29.24	M 558/1U M 558/1L M 558/1U M5534/1L M 558/5U M 558/5L F 563U F 563L	2 Pairs 1 Pair 1 Pair 1 Pair	2,3,4 1 5 3	2.4995/2.5005 63.487/63.513 2.4995/2.5005 63.487/63.513 2.4995/2.5005 63.487/63.513 2.4995/2.5005 63.487/63.513	2.6925/2.6930 68.390/68.402 2.6925/2.6930 68.390/68.402 2.6925/2.6930 68.390/68.402 2.6925/2.6930 68.390/68.402	0.876 22.25 0.876 22.25 1.326 33.68 1.156 29.36	0.0957 2.431 0.0957 2.431 0.0957 2.431 0.0957 2.431
CR 805XPN STD/STDX/001/010/010X/011/020/020X/021/030 Optional to CR 805SI (Race bearings, Tri-metal [pMax Black]) Narrowed	C 805U/N C 805L/N	8 Pairs		2.1240/2.1250 53.950/53.975	2.2500/2.2505 57.150/57.163	0.795 20.20	0.0623 1.582
CR8013SI STD/010/020/030/040 Optional to CR 805SI (housing bore +.002")	C8013	8 Pairs		0.0000 0.000	2.2527 57.219	0.847 21.50	0.0633 1.608
17	345CI 5.7Liter HEMI, OHV, 16 Valves, vin 2,T, Gasoline	01/2005 - 12/2010	5654 cc	99.49 X 90.93	8 cyl		17
	370CI 6.1Liter HEMI, OHV, 16 Valves, vin 3,W, Gasoline	01/2006 - 12/2010	6059 cc	103.00 X 90.93	8 cyl		
CR8032CP STD/0.25/0.5/0.75/1.0	C1282	8 Pairs		2.1257/2.1263 53.993/54.008	2.2522/2.2527 57.206/57.219	0.790 20.06	0.0626 1.590

Jeep				Jeep			
 King Set No.	 Part No.	 Qty.	 Position	 Crankshaft Diameter	 Housing Diameter	 Length	 Wall Thickness
CS5512BB STD 2005-2009	S5512/1	1	1	0.0000 0.000	2.4231 61.547	0.665 16.89	0.0650 1.651
	S5512/2	1	2	0.0000 0.000	2.4073 61.145	0.587 14.91	0.0650 1.651
	S5512/3	1	3	0.0000 0.000	2.3916 60.747	0.587 14.91	0.0650 1.651
	S5512/4	1	4	0.0000 0.000	2.3758 60.345	0.587 14.91	0.0650 1.651
	S5512/5	1	5	0.0000 0.000	1.8499 46.987	0.587 14.91	0.0650 1.651
MB5659SI STD/0.25/0.5/0.75/1.0	M5659U M5659L	5 Pairs		2.5589/2.5592 64.996/65.004	2.7515/2.7522 69.888/69.906	0.850 21.60	0.0962 2.443
TW1003AM STD	W1003/1 W1003/2	1 Pair	3	2.8600/2.8800 72.644/73.152	3.6760 93.370	0.000 0.00	0.1018 2.586
CR8032XPN STD/STDX/.025/0.25 Optional to CR8032CP (Race bearings, Tri-metal [pMax Black])	C1282UN-PR C1282LN-PR	8 Pairs		2.1257/2.1263 53.993/54.008	2.2522/2.2527 57.206/57.219	0.741 18.82	0.0625 1.588
MB5659XP STD/STDX/.025/0.25 Optional to MB5659SI (Race bearings, Tri-metal [pMax Black])	M5659U-PR M5659L-PR	5 Pairs		2.5589/2.5592 64.996/65.004	2.7515/2.7522 69.888/69.906	0.850 21.60	0.0962 2.443
18	350CI 5.7Liter OHV, 16 Valves, vin 9,K, Gasoline	01/1968 - 12/1971	5736 cc	96.52 X 97.79	8 cyl		18
CR 811SI STD/010/020/030	C 811	8 Pairs		1.9950/2.0005 50.673/50.813	2.1247/2.1252 53.967/53.980	0.740 18.80	0.0619 1.572
CS 508BB							
MB5516AM crank flange length mm STD 26.87/26.82 010 26.90/26.85 020 26.90/26.85 040 26.90/26.85	M5517/1U M5517/1L	3 Pairs	1,2,4	2.9995/3.0005 76.187/76.213	3.1880/3.1890 80.975/81.001	0.868 22.05	0.0935 2.375
	M5516/5U M5516/5L	1 Pair	5	2.9995/3.0005 76.187/76.213	3.1880/3.1890 80.975/81.001	0.868 22.05	0.0935 2.375
	F5517U F5517L	1 Pair	3	2.9995/3.0005 76.187/76.213	3.1880/3.1890 80.975/81.001	1.062 26.97	0.0935 2.375
19	360CI 5.9Liter OHV, 16 Valves, vin Z, Gasoline	01/1998 - 12/1998	5900 cc	101.60 X 90.68	8 cyl		19
CR 805SI STD/001/010/020/030/040/050/060	C 805	8 Pairs		2.1240/2.1250 53.950/53.975	2.2500/2.2507 57.150/57.168	0.847 21.50	0.0623 1.582
CS 527BB							
MB 517SI crank flange length mm STD 29.26/29.21 010 29.29/29.24 020 29.29/29.24 030 29.29/29.24 040 29.29/29.24	M 517/1U M 517/1L	3 Pairs	1,2,4	2.8095/2.8105 71.361/71.387	3.0025/3.0030 76.264/76.276	0.876 22.25	0.0958 2.433
	F 517U F 517L	1 Pair	3	2.8095/2.8105 71.361/71.387	3.0025/3.0030 76.264/76.276	1.156 29.36	0.0958 2.433
	M 517/5U M 517/5L	1 Pair	5	2.8095/2.8105 71.361/71.387	3.0025/3.0030 76.264/76.276	1.258 31.95	0.0958 2.433
CR 805XPN STD/STDX/001/010/010X/011/020/020X/021/030 Optional to CR 805SI (Race bearings, Tri-metal [pMax Black]) Narrowed	C 805U/N C 805L/N	8 Pairs		2.1240/2.1250 53.950/53.975	2.2500/2.2505 57.150/57.163	0.795 20.20	0.0623 1.582
CR8013SI STD/010/020/030/040 Optional to CR 805SI (housing bore +.002")	C8013	8 Pairs		0.0000 0.000	2.2527 57.219	0.847 21.50	0.0633 1.608

Jeep				Jeep			
King Set No.	Part No.	Qty.	Position	Crankshaft Diameter	Housing Diameter	Length	Wall Thickness
20	401CI 6.6Liter OHV, 16 Valves, vin Z, Gasoline	01/1974 - 12/1978	6571 cc	105.79 X 93.47	8 cyl		20
CS 526BB							
MB5518AM							
<i>crank</i>	M5518U	4 Pairs	1,2,4,5	2.7472/2.7479	2.9410/2.9420	0.927	0.0958
<i>flange length mm</i>	M5518L			69.779/69.797	74.701/74.727	23.55	2.433
<i>STD</i>							
<i>010</i>							
<i>020</i>	F5518U	1 Pair	3	2.7482/2.7489	2.9410/2.9420	1.274	0.0958
<i>030</i>	F5518L			69.804/69.822	74.701/74.727	32.36	2.433
<i>040</i>							

Engine Index: John Deere

Engine-Code	Years	Cyl	CC	Line
3135G		3	0	1
820, 830 Series		3	0	1
6303D Diesel		6	0	3
6303G		6	0	2
6329G		6	0	2
2020/2510		4	0	4
2520		4	0	4
4180G/4202G		4	0	4
1020 SERIES		3	0	4
1520/1530 D Diesel		3	0	2
4180D/4202D Diesel		4	0	5
2030/2520 D Diesel		4	0	5
3010 Series		4	0	6
6341		6	0	7
4219T Diesel Turbocharged		4	0	5
4239D Direct Injection		4	0	5
4230/4320 D Diesel		6	0	8
4000 Series D Diesel		6	0	8
6404D Diesel		6	0	8
4010 SERIES D Diesel		6	0	9
3010 Series D Diesel		4	0	10
2630/2640 D Diesel		4	0	11
4276D/4276T D Diesel Turbo & Non-Turbo		4	0	11
6414D/6414T D Diesel Turbo & Non-Turbo		6	0	12
3020 Series		4	0	6
4030 Diesel		6	0	3
4030 Series		6	0	2
3020 Series		4	0	10
4020 Series D Diesel		6	0	8
1350,1550,1750		3	0	13
1850,1850N		3	0	13
1950,1950N		3	0	13
2250,2450,2850		4	0	14
3050,3350,3650		6	0	15
3152D/820/830 D 2.5Liter Diesel		3	2491	2
1020 Series 2.5Liter Diesel		3	2500	2
3164 DL 03 D 2.7Liter Diesel Direct Injection		3	2687	2
3164G 2.7Liter		3	2701	1
3179D 3.0Liter Diesel Direct Injection		3	2935	2
2020/2510 D 3.4Liter Diesel		4	3333	5
4219 DL 03 D 3.6Liter Diesel Direct Injection		4	3590	5
4239 3.9Liter Diesel		4	3918	5
4270D Diesel 4.4Liter		4	4416	10

Engine-Code	Years	Cyl	CC	Line
4000 Series 4.9Liter		6	4940	16
4010 4.9Liter		6	4940	16
6329 DL O3 D 5.4Liter Diesel		6	5380	3
6329 DL O3 D 5.4Liter Diesel Direct Injection Turbochargedd		6	5380	3
4230 Series 5.4Liter		6	5400	16
6362 5.6Liter		6	5570	16
4020 Series 5.6Liter		6	5570	16
6359D 5.9Liter Diesel Direct Injection		6	5870	3
6359G 5.9Liter		6	5876	2
4040 Series D Diesel		6	6470	8
4240/4430/4520 Diesel		6	6470	8
6404A/6404T 6.5Liter Diesel Intercooled /Turbochargedd		6	6470	8
4620/4630/7020 6.5Liter Diesel		6	6470	8
6068 6.8D/T		6	6800	17
6466A 7.5Liter Intercooled		6	7474	18
8430/8440 7.5Liter		6	7474	18
6466D 7.5Liter Diesel		6	7474	18
6466T/TA 7.5Liter Turbochargedd, Intercooled		6	7474	19
6081 8.1Liter		6	8100	20
6090H 9.0Liter		6	8996	21

John Deere				John Deere			
King Set No.	Part No.	Qty.	Position	Crankshaft Diameter	Housing Diameter	Length	Wall Thickness
1	3135G			98.02 X 98.02	3 cyl		1
	820, 830 Series			98.02 X 109.93	3 cyl		
	3164G 2.7Liter			2701 cc 102.11 X 109.98	3 cyl		
MB 360AM <i>crank flange length mm</i> STD 38.84/38.79 010 38.84/38.79 020 38.84/38.79 030 38.84/38.79	M5588	2 Pairs	1,2	3.1230/3.1240 79.324/79.350	3.3250/3.3260 84.455/84.480	1.159 29.44	0.0996 2.530
	F5588	1 Pair	3	3.1230/3.1240 79.324/79.350	3.3250/3.3260 84.455/84.480	1.533 38.94	0.0996 2.530
2	6303G			98.04 X 109.98	6 cyl		2
	6329G			102.11 X 109.98	6 cyl		
	1520/1530 D Diesel			102.11 X 109.93	3 cyl		
	4030 Series			102.11 X 109.98	6 cyl		
	3152D/820/830 D 2.5Liter Diesel		2491 cc	98.04 X 109.98	3 cyl		
	1020 Series 2.5Liter Diesel		2500 cc	98.43 X 109.54	3 cyl		
	3164 DL 03 D 2.7Liter Diesel Direct Injection		2687 cc	102.00 X 109.61	3 cyl		
	3179D 3.0Liter Diesel Direct Injection		2935 cc	106.43 X 109.98	3 cyl		
	6359G 5.9Liter		5876 cc	106.50 X 110.00	6 cyl		
CR 189AM STD/010/020/030/04	C4057	1 Pair		2.7480/2.7490 69.799/69.825	2.9000/2.9010 73.660/73.685	1.185 30.10	0.0747 1.897
CR 314AM STD/010/020	C4057	3 Pairs		2.7480/2.7490 69.799/69.825	2.9000/2.9010 73.660/73.685	1.185 30.10	0.0747 1.897
MB 466AM <i>crank flange length mm</i> STD 38.84/38.79 010 38.84/38.79 020 38.84/38.79 030 38.84/38.79	M5588	3 Pairs	1,2,3	3.1230/3.1240 79.324/79.350	3.3250/3.3260 84.455/84.480	1.159 29.44	0.0996 2.530
	F5588	1 Pair	4	3.1230/3.1240 79.324/79.350	3.3250/3.3260 84.455/84.480	1.533 38.94	0.0996 2.530









John Deere				John Deere				
King Set No.	Part No.	Qty.	Position	Crankshaft Diameter	Housing Diameter	Length	Wall Thickness	
3	6303D Diesel			98.04 X 109.98	6 cyl		3	
	4030 Diesel			102.11 X 109.98	6 cyl			
	6329 DL 03 D 5.4Liter Diesel Direct Injection Turbocharged	5380 cc		102.00 X 109.73	6 cyl			
	6329 DL 03 D 5.4Liter Diesel	5380 cc		102.11 X 109.99	6 cyl			
	6359D 5.9Liter Diesel Direct Injection	5870 cc		106.43 X 109.98	6 cyl			
CR 189AM STD/010/020/030/040	C4057	1 Pair		2.7480/2.7490 69.799/69.825	2.9000/2.9010 73.660/73.685	1.185 30.10	0.0747 1.897	
CR6643AM STD/010/020/030/040	C4057	6 Pairs		2.7480/2.7490 69.799/69.825	2.9000/2.9010 73.660/73.685	1.185 30.10	0.0747 1.897	
MB 799AM crank flange length mm STD 38.84/38.79 010 38.84/38.79 020 38.84/38.79 030 38.84/38.79	M5588	6 Pairs	1,2,3,4, 5,6	3.1230/3.1240 79.324/79.350	3.3250/3.3260 84.455/84.480	1.159 29.44	0.0996 2.530	
	F5588	1 Pair	7	3.1230/3.1240 79.324/79.350	3.3250/3.3260 84.455/84.480	1.533 38.94	0.0996 2.530	
4	2020/2510			98.43 X 98.43	4 cyl		4	
	2520			98.43 X 109.93	4 cyl			
	4180G/4202G			98.43 X 98.43	4 cyl			
	1020 SERIES			98.43 X 98.43	3 cyl			
MB 360AM crank flange length mm STD 38.84/38.79 010 38.84/38.79 020 38.84/38.79 030 38.84/38.79	M5588	2 Pairs	1,2	3.1230/3.1240 79.324/79.350	3.3250/3.3260 84.455/84.480	1.159 29.44	0.0996 2.530	
	F5588	1 Pair	3	3.1230/3.1240 79.324/79.350	3.3250/3.3260 84.455/84.480	1.533 38.94	0.0996 2.530	
5	4180D/4202D D Diesel			98.43 X 109.55	4 cyl		5	
	2030/2520 D Diesel			102.11 X 109.93	4 cyl			
	4219T Diesel Turbocharged			102.11 X 109.93	4 cyl			
	4239D Direct Injection			106.43 X 109.98	4 cyl			
	2020/2510 D 3.4Liter Diesel	3333 cc		98.43 X 109.54	4 cyl			
	4219 DL 03 D 3.6Liter Diesel Direct Injection	3590 cc		102.00 X 109.84	4 cyl			
	4239 3.9Liter Diesel	3918 cc		106.50 X 110.00	4 cyl			
CR 189AM STD/010/020/030/040	C4057	1 Pair		2.7480/2.7490 69.799/69.825	2.9000/2.9010 73.660/73.685	1.185 30.10	0.0747 1.897	
CR4057AM STD/010/020/030/040/050/060	C4057	4 Pairs		2.7480/2.7490 69.799/69.825	2.9000/2.9010 73.660/73.685	1.185 30.10	0.0747 1.897	
MB 149AM crank flange length mm STD 38.84/38.79 010 38.84/38.79 020 38.84/38.79 030 38.84/38.79 040 38.84/38.79 050 38.84/38.79	F5588	1 Pair		3.1230/3.1240 79.324/79.350	3.3250/3.3260 84.455/84.480	1.533 38.94	0.0996 2.530	
	MB5588AM crank flange length mm STD 38.84/38.79 010 38.84/38.79 020 38.84/38.79 030 38.84/38.79 040 38.84/38.79 050 38.84/38.79 060 38.84/38.79	M5588	4 Pairs	1,2,3,4	3.1230/3.1240 79.324/79.350	3.3250/3.3260 84.455/84.480	1.159 29.44	0.0996 2.530
		F5588	1 Pair	5	3.1230/3.1240 79.324/79.350	3.3250/3.3260 84.455/84.480	1.533 38.94	0.0996 2.530

John Deere

John Deere

King Set No.		Part No.		Qty.		Position		Crankshaft Diameter		Housing Diameter		Length		Wall Thickness		
6	3010 Series					101.60 X		4 cyl						6		
	3020 Series					101.60		4 cyl								
	CR 156SI STD/002/010/020/030/040	C 156	1 Pair			2.9900/2.9980 75.946/76.149		3.1910/3.1920 81.051/81.077		1.388 35.25		0.0951 2.416				
	MB 102SI STD/010/020/030	M 368/1U M 368/1L	1 Pair			3.3715/3.3725 85.636/85.662		3.6270/3.6280 92.126/92.151		1.386 35.20		0.1263 3.208				
	MB 103SI STD/010/020/030	M 368/2U M 368/2L	1 Pair			3.3715/3.3725 85.636/85.662		3.6270/3.6280 92.126/92.151		1.663 42.25		0.1263 3.208				
	MB 368SI STD/010/020 contains thrustwashers	M 368/1U M 368/1L	2 Pairs	1,3		3.3715/3.3725 85.636/85.662		3.6270/3.6280 92.126/92.151		1.386 35.20		0.1263 3.208				
		M 368/2U M 368/2L	1 Pair	2		3.3720/3.3730 85.649/85.674		3.6270/3.6280 92.126/92.151		1.663 42.25		0.1263 3.208				
		W368	3 Halves	2		3.6330/3.6340 92.278/92.304		4.6600/4.6800 118.364/118.872		0.004 0.10		0.1340 3.404				
	MB 379CP crank flange length mm STD 44.32/44.27 010 44.32/44.27 020 44.32/44.27	M 368/1U	2 Pairs	1,3		3.3720/3.3730 85.649/85.674		3.6270/3.6280 92.126/92.151		1.386 35.20		0.1264 3.211				
		F5298U F5298L	1 Pair	2		3.3720/3.3730 85.649/85.674		3.6270/3.6280 92.126/92.151		1.749 44.42		0.1264 3.211				
	TW 309AM STD/0.18	W368	3 Halves			3.6330/3.6340 92.278/92.304		4.6600/4.6800 118.364/118.872		0.000 0.00		0.1340 3.404				
7	6341					101.60 X		6 cyl					7			
						101.60										
	CR 156SI STD/002/010/020/030/040	C 156	1 Pair			2.9900/2.9980 75.946/76.149		3.1910/3.1920 81.051/81.077		1.388 35.25		0.0951 2.416				
8	4230/4320 D Diesel					102.11 X 109.98		6 cyl					8			
	4000 Series D Diesel					104.78 X 120.65		6 cyl								
	6404D Diesel					107.95 X 120.65		6 cyl								
	4020 Series D Diesel					107.95 X 120.65		6 cyl								
	4040 Series D Diesel			6470 cc		107.95 X 120.65		6 cyl								
	4240/4430/4520 Diesel			6470 cc		107.95 X 120.65		6 cyl								
	6404A/6404T 6.5Liter Diesel Intercooled /Turbochargedd			6470 cc		107.95 X 120.65		6 cyl								
	4620/4630/7020 6.5Liter Diesel			6470 cc		107.95 X 120.65		6 cyl								
	CR 156SI STD/002/010/020/030/040	C 156	1 Pair			2.9900/2.9980 75.946/76.149		3.1910/3.1920 81.051/81.077		1.388 35.25		0.0951 2.416				
	MB 102SI STD/010/020/030	M 368/1U M 368/1L	1 Pair			3.3715/3.3725 85.636/85.662		3.6270/3.6280 92.126/92.151		1.386 35.20		0.1263 3.208				
	MB 103SI STD/010/020/030	M 368/2U M 368/2L	1 Pair			3.3715/3.3725 85.636/85.662		3.6270/3.6280 92.126/92.151		1.663 42.25		0.1263 3.208				
	MB7032SI STD/010/020/030 contains thrustwashers	M 368/1U M 368/1L	6 Pairs	1,2,3,4, 6,7		3.3715/3.3725 85.636/85.662		3.6270/3.6280 92.126/92.151		1.386 35.20		0.1263 3.208				
		M 368/2U M 368/2L	1 Pair	5		3.3715/3.3725 85.636/85.662		3.6270/3.6280 92.126/92.151		1.663 42.25		0.1263 3.208				
		W368	3 Halves	5		3.6330/3.6340 92.278/92.304		4.6600/4.6800 118.364/118.872		0.004 0.10		0.1340 3.404				



John Deere				John Deere			
							
King Set No.	Part No.	Qty.	Position	Crankshaft Diameter	Housing Diameter	Length	Wall Thickness
TW 309AM STD/0.18	W368	3 Halves		3.6330/3.6340 92.278/92.304	4.6600/4.6800 118.364/118.872	0.000 0.00	0.1340 3.404
9	4010 SERIES D Diesel		104.78 X 120.65	6 cyl			9
CR 156SI STD/002/010/020/030/040	C 156	1 Pair		2.9900/2.9980 75.946/76.149	3.1910/3.1920 81.051/81.077	1.388 35.25	0.0951 2.416
MB7085CP crank flange length mm STD 44.32/44.27 010 44.32/44.27 020 44.32/44.27	M 368/1U	6 Pairs	1,2,3,4, 6,7	3.3720/3.3730 85.649/85.674	3.6270/3.6280 92.126/92.151	1.386 35.20	0.1264 3.211
	F5298U F5298L	1 Pair	5	3.3720/3.3730 85.649/85.674	3.6270/3.6280 92.126/92.151	1.749 44.42	0.1264 3.211
10	3010 Series D Diesel		104.78 X 120.65	4 cyl			10
	3020 Series		107.95 X 120.65	4 cyl			
	4270D Diesel 4.4Liter	4416 cc	107.95 X 120.65	4 cyl			
CR 156SI STD/002/010/020/030/040	C 156	1 Pair		2.9900/2.9980 75.946/76.149	3.1910/3.1920 81.051/81.077	1.388 35.25	0.0951 2.416
MB 102SI STD/010/020/030	M 368/1U M 368/1L	1 Pair		3.3715/3.3725 85.636/85.662	3.6270/3.6280 92.126/92.151	1.386 35.20	0.1263 3.208
MB 103SI STD/010/020/030	M 368/2U M 368/2L	1 Pair		3.3715/3.3725 85.636/85.662	3.6270/3.6280 92.126/92.151	1.663 42.25	0.1263 3.208
MB1192SI STD/010/020/030	M 368/1U	1 Pair		3.3715/3.3725 85.636/85.662	3.6270/3.6280 92.126/92.151	1.386 35.20	0.1263 3.208
MB1193SI crank flange length mm STD 44.32/44.27 010 44.32/44.27 020 44.32/44.27	F5298U F5298L	1 Pair		3.3710/3.3730 85.623/85.674	3.6270/3.6280 92.126/92.151	1.749 44.42	0.1263 3.208
MB5199SI STD/010/020/030 contains thrustwashers	M 368/1U M 368/1L	4 Pairs	1,2,4,5	3.3715/3.3725 85.636/85.662	3.6270/3.6280 92.126/92.151	1.386 35.20	0.1263 3.208
	M 368/2U M 368/2L	1 Pair	3	3.3715/3.3725 85.636/85.662	3.6270/3.6280 92.126/92.151	1.663 42.25	0.1263 3.208
	W368	3 Halves	3	3.6330/3.6340 92.278/92.304	4.6600/4.6800 118.364/118.872	0.004 0.10	0.1340 3.404
MB5298SI crank flange length mm STD 44.32/44.27 010 44.32/44.27 020 44.32/44.27	M 368/1U	4 Pairs	1,2,4,5	3.3720/3.3730 85.649/85.674	3.6270/3.6280 92.126/92.151	1.386 35.20	0.1263 3.208
	F5298U F5298L	1 Pair	3	3.3720/3.3730 85.649/85.674	3.6270/3.6280 92.126/92.151	1.749 44.42	0.1263 3.208
TW 309AM STD/0.18	W368	3 Halves		3.6330/3.6340 92.278/92.304	4.6600/4.6800 118.364/118.872	0.000 0.00	0.1340 3.404
11	2630/2640 D Diesel		106.38 X 127.00	4 cyl			11
	4276D/4276T D Diesel Turbo & Non-Turbo		106.38 X 127.00	4 cyl			
CR1256SI STD/010/020/030	C1256	1 Pair		3.0630/3.0640 77.800/77.826	3.2550/3.2560 82.677/82.702	1.043 26.50	0.0950 2.413
MB 149AM crank flange length mm STD 38.84/38.79 010 38.84/38.79 020 38.84/38.79 030 38.84/38.79 040 38.84/38.79 050 38.84/38.79	F5588	1 Pair		3.1230/3.1240 79.324/79.350	3.3250/3.3260 84.455/84.480	1.533 38.94	0.0996 2.530









John Deere

John Deere

King Set No.	Part No.	Qty.	Position	Crankshaft Diameter	Housing Diameter	Length	Wall Thickness
MB5588AM <i>crank flange length mm</i> STD 38.84/38.79 010 38.84/38.79 020 38.84/38.79 030 38.84/38.79 040 38.84/38.79 050 38.84/38.79 060 38.84/38.79	M5588	4 Pairs	1,2,3,4	3.1230/3.1240 79.324/79.350	3.3250/3.3260 84.455/84.480	1.159 29.44	0.0996 2.530
	F5588	1 Pair	5	3.1230/3.1240 79.324/79.350	3.3250/3.3260 84.455/84.480	1.533 38.94	0.0996 2.530
12	6414D/6414T D Diesel Turbo & Non-Turbo			106.38 X 127.00	6 cyl		12
CR1256SI STD/010/020/030	C1256	1 Pair		3.0630/3.0640 77.800/77.826	3.2550/3.2560 82.677/82.702	1.043 26.50	0.0950 2.413
MB 799AM <i>crank flange length mm</i> STD 38.84/38.79 010 38.84/38.79 020 38.84/38.79 030 38.84/38.79	M5588	6 Pairs	1,2,3,4, 5,6	3.1230/3.1240 79.324/79.350	3.3250/3.3260 84.455/84.480	1.159 29.44	0.0996 2.530
	F5588	1 Pair	7	3.1230/3.1240 79.324/79.350	3.3250/3.3260 84.455/84.480	1.533 38.94	0.0996 2.530
13	1350,1550,1750				3 cyl		13
	1850,1850N				3 cyl		
	1950,1950N				3 cyl		
CR 314AM STD/010/020	C4057	3 Pairs		2.7480/2.7490 69.799/69.825	2.9000/2.9010 73.660/73.685	1.185 30.10	0.0747 1.897
MB 481AM STD/010/020	M5588	3 Pairs		3.1230/3.1240 79.324/79.350	3.3250/3.3260 84.455/84.480	1.159 29.44	0.0996 2.530
	M 159	1 Pair		3.1230/3.1250 79.324/79.375	3.3250/3.3260 84.455/84.480	1.453 36.90	0.0996 2.530
14	2250,2450,2850				4 cyl		14
CR 189AM STD/010/020/030/040	C4057	1 Pair		2.7480/2.7490 69.799/69.825	2.9000/2.9010 73.660/73.685	1.185 30.10	0.0747 1.897
CR4057AM STD/010/020/030/040/050/060	C4057	4 Pairs		2.7480/2.7490 69.799/69.825	2.9000/2.9010 73.660/73.685	1.185 30.10	0.0747 1.897
MB 148AM STD/010/020/030/040	M5588	1 Pair		3.1230/3.1240 79.324/79.350	3.2500/3.3260 82.550/84.480	1.159 29.44	0.0996 2.530
MB 159AM STD/010/020/030	M 159	1 Pair		3.1230/3.1240 79.324/79.350	3.3250/3.3260 84.455/84.480	1.453 36.90	0.0996 2.530
MB5174AM STD/010/020/030/040	M5588	4 Pairs		3.1230/3.1240 79.324/79.350	3.3250/3.3260 84.455/84.480	1.159 29.44	0.0996 2.530
	M 159	1 Pair		3.1230/3.1240 79.324/79.350	3.3250/3.3260 84.455/84.480	1.453 36.90	0.0996 2.530
TW2011AM STD	W2011	2 Pairs		0.0000 0.000	0.0000 0.000	0.000 0.00	0.0000 0.000
15	3050,3350,3650				6 cyl		15
CR6643AM STD/010/020/030/040	C4057	6 Pairs		2.7480/2.7490 69.799/69.825	2.9000/2.9010 73.660/73.685	1.185 30.10	0.0747 1.897
MB7722AM STD/010/020/030/040	M5588	6 Pairs		3.1230/3.1240 79.324/79.350	3.3250/3.3260 84.455/84.480	1.159 29.44	0.0996 2.530
	M 159	1 Pair		3.1230/3.1240 79.324/79.350	3.3250/3.3260 84.455/84.480	1.453 36.90	0.0996 2.530
16	4010 4.9Liter		4940 cc	101.60 X 101.60	6 cyl		16
	4000 Series 4.9Liter		4940 cc	101.60 X 101.60	6 cyl		



John Deere				John Deere			
King Set No.	Part No.	Qty.	Position	Crankshaft Diameter	Housing Diameter	Length	Wall Thickness
4230 Series 5.4Liter		5400 cc	102.11 X 109.98	6 cyl			
6362 5.6Liter		5570 cc	107.95 X 101.60	6 cyl			
4020 Series 5.6Liter		5570 cc	107.95 X 101.60	6 cyl			
CR 156SI STD/002/010/020/030/040	C 156	1 Pair		2.9900/2.9980 75.946/76.149	3.1910/3.1920 81.051/81.077	1.388 35.25	0.0951 2.416
MB 102SI STD/010/020/030	M 368/1U M 368/1L	1 Pair		3.3715/3.3725 85.636/85.662	3.6270/3.6280 92.126/92.151	1.386 35.20	0.1263 3.208
MB 103SI STD/010/020/030	M 368/2U M 368/2L	1 Pair		3.3715/3.3725 85.636/85.662	3.6270/3.6280 92.126/92.151	1.663 42.25	0.1263 3.208
MB4014SI STD/010 contains thrustwashers	M 368/1U M 368/1L	3 Pairs	1,2,4	3.3715/3.3725 85.636/85.662	3.6270/3.6280 92.126/92.151	1.386 35.20	0.1263 3.208
	M 368/2U M 368/2L	1 Pair	3	3.3720/3.3730 85.649/85.674	3.6270/3.6280 92.126/92.151	1.663 42.25	0.1263 3.208
	W368	3 Halves	3	3.6330/3.6340 92.278/92.304	4.6600/4.6800 118.364/118.872	0.004 0.10	0.1340 3.404
TW 309AM STD/0.18	W368	3 Halves		3.6330/3.6340 92.278/92.304	4.6600/4.6800 118.364/118.872	0.000 0.00	0.1340 3.404
17	6068 6.8D/T	6800 cc		6 cyl			17
CR1255AM STD/010/020/030	C1255	1 Pair		3.0630/3.0640 77.800/77.826	3.2550/3.2560 82.677/82.702	1.264 32.10	0.0947 2.405
MB1144AM crank flange length mm STD 38.84/38.79 010 38.84/38.79 020 38.84/38.79 030 38.84/38.79	F5588 F1144	1 Pair		3.1230/3.1240 79.324/79.350	3.3250/3.3260 84.455/84.480	1.533 38.94	0.0996 2.530
	MB1145AM STD/010/020/030	M1145U M1145L	1 Pair	3.1230/3.1240 79.324/79.350	3.3250/3.3260 84.455/84.480	1.203 30.55	0.0996 2.530
	18	6466A 7.5Liter Intercooled	7474 cc	115.90 X 120.65	6 cyl		18
	8430/8440 7.5Liter	7474 cc	115.90 X 120.65	6 cyl			
6466D 7.5Liter Diesel	7474 cc	115.90 X 120.65	6 cyl				
CR 156SI STD/002/010/020/030/040	C 156	1 Pair		2.9900/2.9980 75.946/76.149	3.1910/3.1920 81.051/81.077	1.388 35.25	0.0951 2.416
MB 102SI STD/010/020/030	M 368/1U M 368/1L	1 Pair		3.3715/3.3725 85.636/85.662	3.6270/3.6280 92.126/92.151	1.386 35.20	0.1263 3.208
MB 103SI STD/010/020/030	M 368/2U M 368/2L	1 Pair		3.3715/3.3725 85.636/85.662	3.6270/3.6280 92.126/92.151	1.663 42.25	0.1263 3.208
MB7032SI STD/010/020/030 contains thrustwashers	M 368/1U M 368/1L	6 Pairs	1,2,3,4, 6,7	3.3715/3.3725 85.636/85.662	3.6270/3.6280 92.126/92.151	1.386 35.20	0.1263 3.208
	M 368/2U M 368/2L	1 Pair	5	3.3715/3.3725 85.636/85.662	3.6270/3.6280 92.126/92.151	1.663 42.25	0.1263 3.208
	W368	3 Halves	5	3.6330/3.6340 92.278/92.304	4.6600/4.6800 118.364/118.872	0.004 0.10	0.1340 3.404
TW 309AM STD/0.18	W368	3 Halves		3.6330/3.6340 92.278/92.304	4.6600/4.6800 118.364/118.872	0.000 0.00	0.1340 3.404
19	6466T/TA 7.5Liter Turbochargedd, Intercooled	7474 cc	115.90 X 120.65	6 cyl			19
CR1228SI STD/010/020/030/040	C1228	1 Pair		2.9900/2.9980 75.946/76.149	3.1910/3.1920 81.051/81.077	1.386 35.20	0.0956 2.428









John Deere				John Deere			
 King Set No.	 Part No.	 Qty.	 Position	 Crankshaft Diameter	 Housing Diameter	 Length	 Wall Thickness
MB 102SI STD/010/020/030	M 368/1U M 368/1L	1 Pair		3.3715/3.3725 85.636/85.662	3.6270/3.6280 92.126/92.151	1.386 35.20	0.1263 3.208
MB 103SI STD/010/020/030	M 368/2U M 368/2L	1 Pair		3.3715/3.3725 85.636/85.662	3.6270/3.6280 92.126/92.151	1.663 42.25	0.1263 3.208
MB7032SI STD/010/020/030 contains thrustwashers	M 368/1U M 368/1L	6 Pairs	1,2,3,4, 6,7	3.3715/3.3725 85.636/85.662	3.6270/3.6280 92.126/92.151	1.386 35.20	0.1263 3.208
	M 368/2U M 368/2L	1 Pair	5	3.3715/3.3725 85.636/85.662	3.6270/3.6280 92.126/92.151	1.663 42.25	0.1263 3.208
	W368	3 Halves	5	3.6330/3.6340 92.278/92.304	4.6600/4.6800 118.364/118.872	0.004 0.10	0.1340 3.404
TW 309AM STD/0.18	W368	3 Halves		3.6330/3.6340 92.278/92.304	4.6600/4.6800 118.364/118.872	0.000 0.00	0.1340 3.404
20	6081 8.1Liter		8100 cc	116.00 X 129.00	6 cyl		20
CR1296CP STD/011/022	C1296	1 Pair		0.0000 0.000	3.1917 81.069	1.469 37.30	0.0958 2.433
MB1215SI STD/011/022	M1215U M1215L	1 Pair		0.0000 0.000	4.0015/4.0022 101.638/101.656	1.665 42.30	0.1255 3.188
MB1216SI STD/011/022	M1216U M1216L	1 Pair		0.0000 0.000	4.0015/4.0022 101.638/101.656	1.390 35.30	0.1255 3.188
MB1223CP <i>crank flange length mm</i> STD 44.25/44.20 020 44.25/44.20	F1223U F1223L	1 Pair		0.0000 0.000	4.0030 101.676	1.746 44.35	0.1257 3.193
TW 310AM STD/0.18	W 310	3 Halves		4.0158/4.0255 102.001/102.248	4.9469/4.9803 125.651/126.500	0.000 0.00	0.1320 3.353
21	6090H 9.0Liter		8996 cc	118.40 X 136.00	6 cyl		21
CR1302SI STD/010/020	C1302U C1302L	1 Pair		0.0000 0.000	3.4470 87.554	1.504 38.20	0.0777 1.974
MB1216SI STD/011/022	M1216U M1216L	1 Pair		0.0000 0.000	4.0015/4.0022 101.638/101.656	1.390 35.30	0.1255 3.188
MB1223CP <i>crank flange length mm</i> STD 44.25/44.20 020 44.25/44.20	F1223U F1223L	1 Pair		0.0000 0.000	4.0030 101.676	1.746 44.35	0.1257 3.193









Engine Index: Kia

Engine-Code	Years	Cyl	CC	Line
Jade 0.8Liter		3	796	1
B3 L4 1.3Liter, SOHC, 16 Valves, Gasoline	01/1997 -	4	1324	2
A5D L4 1.5 Liter, DOHC, 16 Valves, Gasoline	01/2001 - 12/2002	4	1493	2
NB-3 (BT-57) L4 1.5Liter, SOHC, 8 Valves, Gasoline	01/1992 -	4	1498	2
B5 L4 1.5Liter, SOHC, 8 Valves, Gasoline	01/1998 -	4	1498	2
GA6D L4 1.6 Liter, DOHC, 16 Valves, Gasoline	01/2003 - 12/2005	4	1594	2
B6 L4 1.6Liter SOHC, 16 Valves, Gasoline	01/1993 - 12/1995	4	1597	3
B6 L4 1.6 Liter, DOHC, 16 Valves, Gasoline	01/1995 - 12/1997	4	1597	3
NB-3 (BT-57) L4 1.6Liter, SOHC, 8 Valves, Gasoline	01/1992 -	4	1598	2
BP L4 1.8 Liter, DOHC, 16 Valves, Gasoline	01/1995 - 12/1997	4	1840	3
RF L4 2.0 Liter, SOHC, 8 Valves, Diesel Turbocharged	01/1986 -	4	1998	4
FE 2.0Liter L4 SOHC, 8 Valves, Gasoline	01/1995 - 12/1996	4	1998	6

Engine-Code	Years	Cyl	CC	Line
FE L4 Mazda 122CI /2 .0Liter, DOHC, 16 Valves, Gasoline	01/1995 - 12/2002	4	1998	5
R2 L4 2.2 Liter, SOHC, 8 Valves, Diesel	01/1983 -	4	2184	4
F2 L4 Mazda 133CI /2 .2Liter, SOHC, 12 Valves, Gasoline	01/1988 - 12/1992	4	2184	7
G4JS 2.4Liter DOHC, 16 Valves, Gasoline	01/1999 - 12/2005	4	2351	8
G4KE 2.4Liter 4 Valves, Gasoline	06/2008 -	4	2359	9
165CI 2.7Liter		4	2700	10
G6CU V6 3.5Liter DOHC, 24 Valves, Gasoline	01/2002 - 12/2006	6	3497	11









Kia		Kia						
King Set No.	Part No.	Qty.	Position	Crankshaft Diameter	Housing Diameter	Length	Wall Thickness	
1	Jade 0.8Liter	796 cc	68.00 X 69.00	3 cyl			1	
CR 306AM	STD/0.25/0.5/0.75/1.0/1.25/1.5	C 306	3 Pairs		1.5738/1.5748 39.975/40.000	1.6929/1.6938 43.000/43.023	0.708 17.98	0.0587 1.491
MB 490AM	STD/0.25/0.5/0.75/1.0	M 416 M 490	4 Pairs		1.6526/1.6535 41.976/41.999	1.8110/1.8120 45.999/46.025	0.767 19.48	0.0783 1.989
2	B3 L4 1.3Liter, SOHC, 16 Valves, Gasoline	01/1997 -	1324 cc	71.00 X 83.60	4 cyl		2	
	A5D L4 1.5 Liter, DOHC, 16 Valves, Gasoline	01/2001 - 12/2002	1493 cc	75.50 X 83.40	4 cyl			
	NB-3 (BT-57) L4 1.5Liter, SOHC, 8 Valves, Gasoline	01/1992 -	1498 cc	78.00 X 78.40	4 cyl			
	B5 L4 1.5Liter, SOHC, 8 Valves, Gasoline	01/1998 -	1498 cc	78.00 X 78.40	4 cyl			
	GA6D L4 1.6 Liter, DOHC, 16 Valves, Gasoline	01/2003 - 12/2005	1594 cc	78.00 X 83.00	4 cyl			
	NB-3 (BT-57) L4 1.6Liter, SOHC, 8 Valves, Gasoline	01/1992 -	1598 cc	78.00 X 83.60	4 cyl			
CR4495AM	STD/0.25/0.5/0.75/1.0	C4495	4 Pairs		1.5724/1.5730 39.939/39.954	1.6929/1.6935 43.000/43.015	0.668 16.97	0.0594 1.509
MB5304AM	STD/0.25/0.5/0.75/1.0	M5537 M5304L	5 Pairs	1,2,3,4, 5	1.9661/1.9668 49.939/49.957	2.1259/2.1267 53.998/54.018	0.689 17.50	0.0791 2.009
TW 133AM	STD/0.25/0.5	W 133	1 Pair		2.2539/2.2638 57.249/57.501	2.7067/2.7165 68.750/68.999	0.000 0.00	0.1004 2.550
3	B6 L4 1.6Liter SOHC, 16 Valves, Gasoline	01/1993 - 12/1995	1597 cc	78.00 X 84.00	4 cyl		3	
	B6 L4 1.6 Liter, DOHC, 16 Valves, Gasoline	01/1995 - 12/1997	1597 cc	78.00 X 84.00	4 cyl			
	BP L4 1.8 Liter, DOHC, 16 Valves, Gasoline	01/1995 - 12/1997	1840 cc	83.00 X 85.00	4 cyl			
CR4002AM	STD/0.25/0.5/0.75/1.0	C4002	4 Pairs		1.7693/1.7699 44.940/44.955	1.8896/1.8904 47.996/48.016	0.668 16.97	0.0594 1.509
MB5537AM	STD/0.25/0.5/0.75/1.0/1.25/1.5	M5537	5 Pairs		1.9661/1.9668 49.939/49.957	2.1259/2.1267 53.998/54.018	0.689 17.50	0.0791 2.009
TW 133AM	STD/0.25/0.5	W 133	1 Pair		2.2539/2.2638 57.249/57.501	2.7067/2.7165 68.750/68.999	0.000 0.00	0.1004 2.550
4	RF L4 2.0 Liter, SOHC, 8 Valves, Diesel Turbocharged	01/1986 -	1998 cc	86.00 X 86.00	4 cyl		4	
	R2 L4 2.2 Liter, SOHC, 8 Valves, Diesel	01/1983 -	2184 cc	89.00 X 94.00	4 cyl			
CR 405AM	STD/0.25/0.5/0.75/1.0/1.25/1.5	C 405	4 Pairs		2.0055/2.0059 50.940/50.950	2.1259/2.1267 53.998/54.018	0.831 21.10	0.0594 1.509

Kia				Kia			
							
King Set No.	Part No.	Qty.	Position	Crankshaft Diameter	Housing Diameter	Length	Wall Thickness
MB5158AM STD/0.25/0.5/0.75/1.0/1.25/1.5	M5158/1	4 Pairs	1,2,4,5	2.3598/2.3604 59.939/59.954	2.5197/2.5204 64.000/64.018	0.748 19.00	0.0791 2.009
	M5158/3	1 Pair	3	2.3598/2.3604 59.939/59.954	2.5197/2.5204 64.000/64.018	0.827 21.00	0.0791 2.009
MB5225AM crank flange length mm STD 27.99/27.94 0.25 28.02/27.97 0.5 28.02/27.97 0.75 28.02/27.97 1.0 28.02/27.97	M5528	4 Pairs	1,2,4,5	2.3598/2.3608 59.939/59.964	2.5196/2.5204 63.998/64.018	0.752 19.10	0.0791 2.009
	F5225 M5528	1 Pair	3	2.3598/2.3608 59.939/59.964	2.5196/2.5204 63.998/64.018	1.106 28.09	0.0791 2.009
5	FE L4 Mazda 122Cl /2 .0Liter, DOHC, 16 Valves, Gasoline	01/1995 - 12/2002	1998 cc	86.00 X 86.00	4 cyl		5
CR4096AM STD/0.25/0.5/0.75/1.25/1.5	C4096	4 Pairs		2.0055/2.0062 50.940/50.957	2.1259/2.1267 53.998/54.018	0.831 21.10	0.0594 1.509
MB5359AM STD/0.25/0.5/0.75/1.25/1.5	M5528 M5359L	5 Pairs	1,2,3,4, 5	2.3598/2.3604 59.939/59.954	2.5197/2.5204 64.000/64.018	0.752 19.10	0.0791 2.009
TW 268AM STD/0.25/0.5	W 268	2 Pairs		2.7260 69.240	3.3230 84.404	0.000 0.00	0.0807 2.050
6	FE 2.0Liter L4 SOHC, 8 Valves, Gasoline	01/1995 - 12/1996	1998 cc	86.00 X 86.00	4 cyl		6
CR 405AM STD/0.25/0.5/0.75/1.0/1.25/1.5	C 405	4 Pairs		2.0055/2.0059 50.940/50.950	2.1259/2.1267 53.998/54.018	0.831 21.10	0.0594 1.509
MB5359AM STD/0.25/0.5/0.75/1.25/1.5	M5528 M5359L	5 Pairs	1,2,3,4, 5	2.3598/2.3604 59.939/59.954	2.5197/2.5204 64.000/64.018	0.752 19.10	0.0791 2.009
TW 268AM STD/0.25/0.5	W 268	2 Pairs		2.7260 69.240	3.3230 84.404	0.000 0.00	0.0807 2.050
7	F2 L4 Mazda 133Cl /2 .2Liter, SOHC, 12 Valves, Gasoline	01/1988 - 12/1992	2184 cc	86.00 X 94.00	4 cyl		7
CR4096AM STD/0.25/0.5/0.75/1.25/1.5	C4096	4 Pairs		2.0055/2.0062 50.940/50.957	2.1259/2.1267 53.998/54.018	0.831 21.10	0.0594 1.509
8	G4JS 2.4Liter DOHC, 16 Valves, Gasoline	01/1999 - 12/2005	2351 cc	86.50 X 100.00	4 cyl		8
CR4120SI STD/0.25/0.5/0.75/1.0	C4120	4 Pairs		1.7709/1.7717 44.981/45.001	1.8898/1.8904 48.001/48.016	0.831 21.10	0.0588 1.494
MB5315AM STD/0.25/0.5/0.75	M5177U M5177L	5 Pairs	1,2,3,4, 5	2.2435/2.2441 56.985/57.000	2.4016/2.4024 61.001/61.021	0.811 20.60	0.0786 1.996
TW 173AM STD/0.25	W 173	1 Pair		2.4842/2.4941 63.099/63.350	3.1693/3.1791 80.500/80.749	0.000 0.00	0.0830 2.108
CR4120XP STD/STDx/0.25 Optional to CR4120SI (Race bearings, Tri-metal [pMax Black])	C4120/PR	4 Pairs		1.7709/1.7715 44.981/44.996	1.8897/1.8905 47.998/48.019	0.831 21.10	0.0586 1.488
MB5315XP STD/STDx/.025/0.25 Optional to MB5315AM (Race bearings, Tri-metal [pMax Black]) 3/4 Groove	M5315U/PR M5315L/PR	5 Pairs	1,2,3,4, 5	2.2435/2.2441 56.985/57.000	2.4016/2.4024 61.001/61.021	0.811 20.60	0.0783 1.989
TW 173HP STD/0.25 Optional to TW 173AM (Race bearings, Bi-metal [Alecular])	W 173/PR	1 Pair		2.4842/2.4941 63.099/63.350	3.1693/3.1791 80.500/80.749	0.000 0.00	0.0830 2.108
9	G4KE 2.4Liter 4 Valves, Gasoline	06/2008 -	2359 cc	88.00 X 97.00	4 cyl		9
MB5707SI STD/0.25/0.5	M5707U M5707L	5 Pairs		0.0000 0.000	0.0000 0.000	0.715 18.15	0.0793 2.014

Kia				Kia				
								
King Set No.	Part No.	Qty.	Position	Crankshaft Diameter	Housing Diameter	Length	Wall Thickness	
10	165CI 2.7Liter	2700 cc		4 cyl		10		
CR4299AM	STD/0.25/0.5/0.75/1.0/1.25/1.5	C4299	4 Pairs		2.2485/2.2490 57.112/57.125	2.3950/2.3955 60.833/60.846	1.047 26.60	0.0723 1.836
MB5338AM	STD/0.25/0.5/0.75/1.0/1.25/1.5 -1997	M5338U M5338L	5 Pairs	1,2,3,4, 5	0.0000 0.000	3.1524/3.1532 80.071/80.091	1.067 27.10	0.0991 2.517
MB5344AM	STD/0.25/0.5/0.75/1.0 1998-	M5344U M5344L	4 Pairs	1,2,4,5	0.0000 0.000	2.9160/2.9170 74.066/74.092	1.063 27.00	0.0794 2.017
		M5344U	1 Pair	3	0.0000 0.000	2.9160/2.9170 74.066/74.092	1.063 27.00	0.0794 2.017
11	G6CU V6 3.5Liter DOHC, 24 Valves, Gasoline	01/2002 - 12/2006	3497 cc	93.00 X 85.80	6 cyl		11	
CR6735AM	STD/0.25/0.5/0.75/1.0	C6735	6 Pairs		2.1646/2.1653 54.981/54.999	2.2835/2.2842 58.001/58.019	0.606 15.40	0.0587 1.491
MB4050AM	STD/0.25/0.5/0.75	M4050U M4050L	4 Pairs	1,2,3,4	2.5190/2.5197 63.983/64.000	2.6772/2.6780 68.001/68.021	0.673 17.10	0.0786 1.996

Engine Index: Lada









Engine-Code	Years	Cyl	CC	Line
1200 1.2Liter OHC		4	1198	1
1300 1.3Liter		4	1294	1
1500 1.5Liter OHC		4	1452	1
1600 1.6Liter OHC		4	1568	1









Lada				Lada				
								
King Set No.	Part No.	Qty.	Position	Crankshaft Diameter	Housing Diameter	Length	Wall Thickness	
1	1200 1.2Liter OHC	1198 cc		76.00 X 66.00	4 cyl		1	
	1300 1.3Liter	1294 cc		78.99 X 66.01	4 cyl			
	1500 1.5Liter OHC	1452 cc		76.00 X 80.02	4 cyl			
	1600 1.6Liter OHC	1568 cc		78.99 X 77.99	4 cyl			
CR4007AM	STD/0.25/0.5/0.75/1.0/1.25/1.5	C4007	4 Pairs		1.8824/1.8832 47.813/47.833	2.0209/2.0215 51.331/51.346	0.811 20.60	0.0681 1.730
MB5546AM	STD/0.10/0.20/0.30	M5546/1	4 Pairs	1,2,4,5	1.9990/1.9998 50.775/50.795	2.1459/2.1465 54.506/54.521	0.836 21.23	0.0724 1.839
		M5549/3	1 Pair	3	1.9990/1.9998 50.775/50.795	2.1459/2.1465 54.506/54.521	0.894 22.70	0.0724 1.839
TW 105AM	STD/0.10/0.25	W 105	1 Pair		2.2280/2.2380 56.591/56.845	2.7400/2.7500 69.596/69.850	0.000 0.00	0.0920 2.337
TW1009AM	STD with inside locating lugs	W1009	1 Pair		2.2287/2.2387 56.609/56.863	2.7400/2.7500 69.596/69.850	0.000 0.00	0.0930 2.362

Engine Index: Lancia









Engine-Code	Years	Cyl	CC	Line
828BC/BF/BS/CB 0.6Liter		4	585	1
Tipo 818.0 1.1Liter		4	1091	2
Tipo 818.1 1.2Liter		4	1216	2
Tipo 818.2 1.2Liter		4	1231	2
M733AT.12.Z 1.3Liter		4	1248	3
199A2.000 1.3Liter Diesel Common Rail		4	1251	4
223A9.000 1.3Liter Diesel Common Rail		4	1251	4
188A9.000 1.3Liter Diesel		4	1251	4
828 AC.3/BB3 1.3Liter		4	1297	5
Tipo 818.3 1.3Liter		4	1298	2
831AB.0/831A2.0 1.3Liter		4	1301	6
828 BC.3/CB.3 1.4Liter		4	1367	1
828.A.B2.000 1.4Liter		4	1438	6
831 AB1/A1.000 1.5Liter		4	1498	7
132AB.0A.0 1.6Liter		4	1585	11
831A 4.000 1.6Liter		4	1585	9
831 AB 020 1.6Liter Turbochargedd		4	1585	10
828 DB.0/3 1.6Liter		4	1585	1
831A7/A4.000 1.6Liter		4	1585	1
835 BA 54A 1.6Liter Fuel Injection		4	1585	8
132A.B.000 1.6Liter		4	1592	11
828 AB/AC/AF/AS 1.6Liter		4	1598	11
132A.C1.000 1.8Liter		4	1756	11
828 AB.AC.AF.AS 1.8Liter		4	1756	11
937A5.000 1.9Liter		4	1910	13
188A2.000 1.9Liter		4	1910	12
AR32302 1.9Liter		4	1910	12
AR37101 1.9Liter		4	1910	12
831D.000 1.9Liter Diesel		4	1929	14
831D1.000D 2.0Liter		4	1929	15
835 AMI 1.9Liter Diesel Turbochargedd		4	1929	16
132DB.2A/828BC 2.0Liter		4	1995	14
834B.000 2.0Liter Fuel Injection		4	1995	17
834C.000 2.0Liter Fuel Injection, Turbochargedd		4	1995	18
828 DB1/3 2.0Liter		4	1995	14
XUD11BTE 2.1Liter Diesel		4	2088	19
841G.000 2.4Liter		5	2387	20
841M.000 2.4Liter		5	2387	20
AR34202 2.4Liter		5	2387	20
185A2.000 2.4Liter		5	2387	21
AR32501 2.4Liter		5	2387	21
8144.91 2.5Liter Turbochargedd		4	2445	22
834 F.000 3.0Liter V6 i.e.		6	2959	23
838 B.000 3.0Liter V6		6	2959	23

Lancia				Lancia				
King Set No.		Part No.	Qty.	Position	Crankshaft Diameter	Housing Diameter	Length	Wall Thickness
1	828BC/BF/BS/CB 0.6Liter		585 cc	84.00 X 71.50	4 cyl			1
	828 BC.3/CB.3 1.4Liter		1367 cc	78.00 X 71.50	4 cyl			
	828 DB.0/3 1.6Liter		1585 cc	84.00 X 71.50	4 cyl			
	831A7/A4.000 1.6Liter		1585 cc	84.00 X 71.50	4 cyl			
CR4232AM STD/010/020/030/040/050/060	C4232	4 Pairs			1.8986/1.8994 48.224/48.245	2.0209/2.0215 51.331/51.346	0.768 19.50	0.0603 1.532
MB 562AM STD/010/020/030/040/050/060 1981-1985	M 562/1	4 Pairs	1,3,4,5		2.0860/2.0868 52.984/53.005	2.2329/2.2338 56.716/56.739	0.817 20.75	0.0726 1.844
	M 562/3	1 Pair	2		2.0860/2.0868 52.984/53.005	2.2329/2.2338 56.716/56.739	0.955 24.25	0.0726 1.844
MB5041AM STD/010/020/030 1985-	M 562/1	4 Pairs	1,2,4,5		2.0860/2.0868 52.984/53.005	2.2329/2.2335 56.716/56.731	0.817 20.75	0.0726 1.844
	M 562/3	1 Pair	3		2.0860/2.0868 52.984/53.005	2.2329/2.2335 56.716/56.731	0.955 24.25	0.0726 1.844
PB 201CP STD	B 201	2 Bushes			0.8480/0.8520 21.539/21.641	0.9425/0.9438 23.940/23.973	0.988 25.10	0.0476 1.209
TW 113AM STD/0.10/0.25/0.5	W 113	1 Pair			2.3228/2.3327 58.999/59.251	2.8976/2.9075 73.599/73.851	0.000 0.00	0.0930 2.362
2	Tipo 818.0 1.1Liter		1091 cc	72.00 X 67.00	4 cyl			2
	Tipo 818.1 1.2Liter		1216 cc	76.00 X 67.00	4 cyl			
	Tipo 818.2 1.2Liter		1231 cc	75.00 X 69.70	4 cyl			
	Tipo 818.3 1.3Liter		1298 cc	77.00 X 69.70	4 cyl			
CR4223CP STD/010/020/030/040	C4223	4 Pairs			1.9689/1.9693 50.010/50.020	2.1140/2.1145 53.696/53.708	0.707 17.95	0.0721 1.831
MB3349CP STD/010/020	M3349/1	1 Pair			2.1657/2.1662 55.009/55.021	2.3103/2.3109 58.682/58.697	0.945 24.00	0.0722 1.834
	M3349/2	1 Pair			2.1657/2.1662 55.009/55.021	2.3103/2.3109 58.682/58.697	0.768 19.50	0.0722 1.834
	M3349/3	1 Pair			2.1657/2.1662 55.009/55.021	2.3103/2.3109 58.682/58.697	1.142 29.00	0.0722 1.834
3	M733AT.12.Z 1.3Liter		1248 cc	69.60 X 82.00	4 cyl			3
CR4364CP STD/010/020/030	C4377U	4 Pairs			1.6765/1.6772 42.583/42.601	1.8006/1.8009 45.735/45.743	0.787 20.00	0.0612 1.554
MB5406SI STD/010/020/030	M5414U M5414L	5 Pairs	1,2,4,5		2.0072/2.0079 50.983/51.001	2.1539/2.1544 54.709/54.722	0.752 19.10	0.0726 1.844
TW 197AM STD	W 197	1 Pair			2.2362/2.2441 56.799/57.000	2.8256/2.8354 71.770/72.019	0.000 0.00	0.0929 2.360
4	188A9.000 1.3Liter Diesel		1251 cc	69.60 X 82.00	4 cyl			4
	199A2.000 1.3Liter Diesel Common Rail		1251 cc	69.60 X 82.00	4 cyl			
	223A9.000 1.3Liter Diesel Common Rail		1251 cc	69.60 X 82.00	4 cyl			
CR4377CA STD/010/020/030/040	C4377U C4377L	4 Pairs			1.6764/1.6772 42.581/42.601	1.8005/1.8009 45.733/45.743	0.787 20.00	0.0612 1.554
	MB5414SI STD/010/020/030/040	M5414U M5414L	4 Pairs	1,2,4,5		2.0072/2.0079 50.983/51.001	2.1539/2.1544 54.709/54.722	0.752 19.10
		MK5414 M5414U	1 Pair	3		2.0072/2.0079 50.983/51.001	2.1539/2.1544 54.709/54.722	0.858 21.80
5	828 AC.3/BB3 1.3Liter		1297 cc	76.10 X 71.50	4 cyl			5
CR4232AM STD/010/020/030/040/050/06	C4232	4 Pairs			1.8986/1.8994 48.224/48.245	2.0209/2.0215 51.331/51.346	0.768 19.50	0.0603 1.532

Lancia				Lancia			
							
King Set No.	Part No.	Qty.	Position	Crankshaft Diameter	Housing Diameter	Length	Wall Thickness
MB 562AM STD/010/020/030/040/050/060	M 562/1	4 Pairs	1,3,4,5	2.0860/2.0868 52.984/53.005	2.2329/2.2338 56.716/56.739	0.817 20.75	0.0726 1.844
	M 562/3	1 Pair	2	2.0860/2.0868 52.984/53.005	2.2329/2.2338 56.716/56.739	0.955 24.25	0.0726 1.844
PB 201CP STD	B 201	2 Bushes		0.8480/0.8520 21.539/21.641	0.9425/0.9438 23.940/23.973	0.988 25.10	0.0476 1.209
TW 113AM STD/0.10/0.25/0.5	W 113	1 Pair		2.3228/2.3327 58.999/59.251	2.8976/2.9075 73.599/73.851	0.000 0.00	0.0930 2.362
6	831AB.0/831A2.0 1.3Liter		1301 cc	76.10 X 76.50	4 cyl		6
	828.A.B2.000 1.4Liter		1438 cc	80.00 X 71.50	4 cyl		
CR4099AM STD/010/020/030/040/050/060 3 oil holes	C4099	4 Pairs		1.7916/1.7924 45.507/45.527	1.9145/1.9152 48.628/48.646	0.755 19.17	0.0607 1.542
MB5549AM STD/010/020/030/040/050	M5549/1	4 Pairs	1,2,4,5	1.9990/1.9998 50.775/50.795	2.1459/2.1465 54.506/54.521	0.797 20.23	0.0724 1.839
	M5549/3	1 Pair	3	1.9990/1.9998 50.775/50.795	2.1459/2.1465 54.506/54.521	0.894 22.70	0.0724 1.839
PB 201CP STD	B 201	2 Bushes		0.8480/0.8520 21.539/21.641	0.9425/0.9438 23.940/23.973	0.988 25.10	0.0476 1.209
TW 105AM STD/0.10/0.25	W 105	1 Pair		2.2280/2.2380 56.591/56.845	2.7400/2.7500 69.596/69.850	0.000 0.00	0.0920 2.337
TW1009AM STD with inside locating lugs	W1009	1 Pair		2.2287/2.2387 56.609/56.863	2.7400/2.7500 69.596/69.850	0.000 0.00	0.0930 2.362
7	831 AB1/A1.000 1.5Liter		1498 cc	86.40 X 63.90	4 cyl		7
CR4099AM STD/010/020/030/040/050/060 3 oil holes	C4099	4 Pairs		1.7916/1.7924 45.507/45.527	1.9145/1.9152 48.628/48.646	0.755 19.17	0.0607 1.542
MB5549AM STD/010/020/030/040/050	M5549/1	4 Pairs	1,2,4,5	1.9990/1.9998 50.775/50.795	2.1459/2.1465 54.506/54.521	0.797 20.23	0.0724 1.839
	M5549/3	1 Pair	3	1.9990/1.9998 50.775/50.795	2.1459/2.1465 54.506/54.521	0.894 22.70	0.0724 1.839
PB 201CP STD	B 201	2 Bushes		0.8480/0.8520 21.539/21.641	0.9425/0.9438 23.940/23.973	0.988 25.10	0.0476 1.209
TW 105AM STD/0.10/0.25	W 105	1 Pair		2.2280/2.2380 56.591/56.845	2.7400/2.7500 69.596/69.850	0.000 0.00	0.0920 2.337
TW1009AM STD with inside locating lugs	W1009	1 Pair		2.2287/2.2387 56.609/56.863	2.7400/2.7500 69.596/69.850	0.000 0.00	0.0930 2.362
8	835 BA 54A 1.6Liter Fuel Injection		1585 cc	84.00 X 71.50	4 cyl		8
CR4099AM STD/010/020/030/040/050/060 3 oil holes	C4099	4 Pairs		1.7916/1.7924 45.507/45.527	1.9145/1.9152 48.628/48.646	0.755 19.17	0.0607 1.542
MB5549AM STD/010/020/030/040/050	M5549/1	4 Pairs	1,2,4,5	1.9990/1.9998 50.775/50.795	2.1459/2.1465 54.506/54.521	0.797 20.23	0.0724 1.839
	M5549/3	1 Pair	3	1.9990/1.9998 50.775/50.795	2.1459/2.1465 54.506/54.521	0.894 22.70	0.0724 1.839
PB 201CP STD	B 201	2 Bushes		0.8480/0.8520 21.539/21.641	0.9425/0.9438 23.940/23.973	0.988 25.10	0.0476 1.209
TW 105AM STD/0.10/0.25	W 105	1 Pair		2.2280/2.2380 56.591/56.845	2.7400/2.7500 69.596/69.850	0.000 0.00	0.0920 2.337
TW1009AM STD with inside locating lugs	W1009	1 Pair		2.2287/2.2387 56.609/56.863	2.7400/2.7500 69.596/69.850	0.000 0.00	0.0930 2.362

Lancia				Lancia				
								
King Set No.	Part No.	Qty.	Position	Crankshaft Diameter	Housing Diameter	Length	Wall Thickness	
9	831A 4.000 1.6Liter	1585 cc	84.00 X 71.50	4 cyl			9	
CR4232AM STD/010/020/030/040/050/060	C4232	4 Pairs		1.8986/1.8994 48.224/48.245	2.0209/2.0215 51.331/51.346	0.768 19.50	0.0603 1.532	
MB5041AM STD/010/020/030	M 562/1	4 Pairs	1,2,4,5	2.0860/2.0868 52.984/53.005	2.2329/2.2335 56.716/56.731	0.817 20.75	0.0726 1.844	
	M 562/3	1 Pair	3	2.0860/2.0868 52.984/53.005	2.2329/2.2335 56.716/56.731	0.955 24.25	0.0726 1.844	
PB 201CP STD	B 201	2 Bushes		0.8480/0.8520 21.539/21.641	0.9425/0.9438 23.940/23.973	0.988 25.10	0.0476 1.209	
TW 113AM STD/0.10/0.25/0.5	W 113	1 Pair		2.3228/2.3327 58.999/59.251	2.8976/2.9075 73.599/73.851	0.000 0.00	0.0930 2.362	
10	831 AB 020 1.6Liter Turbochargedd	1585 cc	84.00 X 71.50	4 cyl			10	
MB5037AM STD/010/020/030/040	M5037/1	4 Pairs	1,2,4,5	2.0862/2.0870 52.989/53.010	2.2330/2.2335 56.718/56.731	0.817 20.75	0.0726 1.844	
	M5037/3	1 Pair	3	2.0862/2.0870 52.989/53.010	2.2330/2.2335 56.718/56.731	0.955 24.25	0.0726 1.844	
TW 113AM STD/0.10/0.25/0.5	W 113	1 Pair		2.3228/2.3327 58.999/59.251	2.8976/2.9075 73.599/73.851	0.000 0.00	0.0930 2.362	
11	132AB.0A.0 1.6Liter	1585 cc	84.00 X 71.50	4 cyl			11	
	132A.B.000 1.6Liter	1592 cc	80.00 X 79.20	4 cyl				
	828 AB/AC/AF/AS 1.6Liter	1598 cc	80.00 X 79.50	4 cyl				
	132A.C1.000 1.8Liter	1756 cc	84.00 X 79.20	4 cyl				
	828 AB.AC.AF.AS 1.8Liter	1756 cc	84.00 X 79.20	4 cyl				
CR4453AM STD/010/020/040/050/060 1972-1974	C4453	4 Pairs		1.9993/2.0000 50.782/50.800	2.1219/2.1225 53.896/53.912	0.767 19.47	0.0602 1.529	
CR4488AM STD/010/020/030/040/050 1974-	C4488	4 Pairs		1.9990/2.0000 50.775/50.800	2.1219/2.1225 53.896/53.912	0.768 19.50	0.0602 1.529	
MB 562AM STD/010/020/030/040/050/060	M 562/1	4 Pairs	1,3,4,5	2.0860/2.0868 52.984/53.005	2.2329/2.2338 56.716/56.739	0.817 20.75	0.0726 1.844	
	M 562/3	1 Pair	2	2.0860/2.0868 52.984/53.005	2.2329/2.2338 56.716/56.739	0.955 24.25	0.0726 1.844	
PB 201CP STD	B 201	2 Bushes		0.8480/0.8520 21.539/21.641	0.9425/0.9438 23.940/23.973	0.988 25.10	0.0476 1.209	
TW 113AM STD/0.10/0.25/0.5	W 113	1 Pair		2.3228/2.3327 58.999/59.251	2.8976/2.9075 73.599/73.851	0.000 0.00	0.0930 2.362	
12	188A2.000 1.9Liter	1910 cc	82.00 X 90.40	4 cyl			12	
	AR32302 1.9Liter	1910 cc	82.00 X 90.40	4 cyl				
	AR37101 1.9Liter	1910 cc	82.00 X 90.40	4 cyl				
CR4531SX STD/010/020/030	C4171	4 Pairs	1,2,3,4	1.9995/2.0002 50.787/50.805	2.1221/2.1226 53.901/53.914	0.768 19.50	0.0606 1.539	
MB5412SI STD/010/020/030	M 607	5 Pairs		2.3615/2.3622 59.982/60.000	2.5081/2.5086 63.706/63.718	0.817 20.75	0.0726 1.844	
TW1005AM STD	W1005	1 Pair		2.6687/2.6787 67.785/68.039	3.2451/3.2550 82.426/82.677	0.000 0.00	0.0978 2.484	
13	937A5.000 1.9Liter	1910 cc	82.00 X 90.40	4 cyl			13	
CR4531SX STD/010/020/030	C4171	4 Pairs	1,2,3,4	1.9995/2.0002 50.787/50.805	2.1221/2.1226 53.901/53.914	0.768 19.50	0.0606 1.539	
MB5644CA STD/010/020/030	M 607 M5644	5 Pairs		2.3615/2.3622 59.982/60.000	2.5081/2.5086 63.706/63.718	0.817 20.75	0.0726 1.844	

Lancia				Lancia			
King Set No.	Part No.	Qty.	Position	Crankshaft Diameter	Housing Diameter	Length	Wall Thickness
TW1005AM STD	W1005	1 Pair		2.6687/2.6787 67.785/68.039	3.2451/3.2550 82.426/82.677	0.000 0.00	0.0978 2.484
14	831D.000 1.9Liter Diesel		1929 cc	82.60 X 90.00	4 cyl		14
	132DB.2A/828BC 2.0Liter		1995 cc	84.00 X 90.00	4 cyl		
	828 DB1/3 2.0Liter		1995 cc	84.00 X 90.00	4 cyl		
CR4488AM STD/010/020/030/040/050	C4488	4 Pairs		1.9990/2.0000 50.775/50.800	2.1219/2.1225 53.896/53.912	0.768 19.50	0.0602 1.529
MB 562AM STD/010/020/030/040/050/060	M 562/1	4 Pairs	1,3,4,5	2.0860/2.0868 52.984/53.005	2.2329/2.2338 56.716/56.739	0.817 20.75	0.0726 1.844
	M 562/3	1 Pair	2	2.0860/2.0868 52.984/53.005	2.2329/2.2338 56.716/56.739	0.955 24.25	0.0726 1.844
PB 201CP STD	B 201	2 Bushes		0.8480/0.8520 21.539/21.641	0.9425/0.9438 23.940/23.973	0.988 25.10	0.0476 1.209
TW 113AM STD/0.10/0.25/0.5	W 113	1 Pair		2.3228/2.3327 58.999/59.251	2.8976/2.9075 73.599/73.851	0.000 0.00	0.0930 2.362
15	831D1.000D 2.0Liter		1929 cc	82.60 X 90.00	4 cyl		15
CR4170AM STD/010/020/030/040	C4170	4 Pairs		1.9998/2.0003 50.795/50.808	2.1220/2.1226 53.899/53.914	0.768 19.50	0.0605 1.537
MB5037AM STD/010/020/030/040	M5037/1	4 Pairs	1,2,4,5	2.0862/2.0870 52.989/53.010	2.2330/2.2335 56.718/56.731	0.817 20.75	0.0726 1.844
	M5037/3	1 Pair	3	2.0862/2.0870 52.989/53.010	2.2330/2.2335 56.718/56.731	0.955 24.25	0.0726 1.844
TW 113AM STD/0.10/0.25/0.5	W 113	1 Pair		2.3228/2.3327 58.999/59.251	2.8976/2.9075 73.599/73.851	0.000 0.00	0.0930 2.362
16	835 AMI 1.9Liter Diesel Turbochargedd		1929 cc	82.60 X 90.00	4 cyl		16
CR4170AM STD/010/020/030/040	C4170	4 Pairs		1.9998/2.0003 50.795/50.808	2.1220/2.1226 53.899/53.914	0.768 19.50	0.0605 1.537
CR4171AM STD/010/020/030/040 1989-	C4171	4 Pairs		1.9998/2.0003 50.795/50.808	2.1220/2.1226 53.899/53.914	0.768 19.50	0.0605 1.537
MB5037AM STD/010/020/030/040	M5037/1	4 Pairs	1,2,4,5	2.0862/2.0870 52.989/53.010	2.2330/2.2335 56.718/56.731	0.817 20.75	0.0726 1.844
	M5037/3	1 Pair	3	2.0862/2.0870 52.989/53.010	2.2330/2.2335 56.718/56.731	0.955 24.25	0.0726 1.844
TW 113AM STD/0.10/0.25/0.5	W 113	1 Pair		2.3228/2.3327 58.999/59.251	2.8976/2.9075 73.599/73.851	0.000 0.00	0.0930 2.362
17	834B.000 2.0Liter Fuel Injection		1995 cc	84.00 X 90.00	4 cyl		17
CR4173AM STD/010/020/030/040	C4173	4 Pairs		1.9997/2.0002 50.792/50.805	2.1217/2.1224 53.891/53.909	0.768 19.50	0.0605 1.537
MB5041AM STD/010/020/030	M 562/1	4 Pairs	1,2,4,5	2.0860/2.0868 52.984/53.005	2.2329/2.2335 56.716/56.731	0.817 20.75	0.0726 1.844
	M 562/3	1 Pair	3	2.0860/2.0868 52.984/53.005	2.2329/2.2335 56.716/56.731	0.955 24.25	0.0726 1.844
TW 113AM STD/0.10/0.25/0.5	W 113	1 Pair		2.3228/2.3327 58.999/59.251	2.8976/2.9075 73.599/73.851	0.000 0.00	0.0930 2.362
18	834C.000 2.0Liter Fuel Injection, Turbochargedd		1995 cc	84.00 X 90.00	4 cyl		18
CR4175AM							
MB5037AM STD/010/020/030/040	M5037/1	4 Pairs	1,2,4,5	2.0862/2.0870 52.989/53.010	2.2330/2.2335 56.718/56.731	0.817 20.75	0.0726 1.844
	M5037/3	1 Pair	3	2.0862/2.0870 52.989/53.010	2.2330/2.2335 56.718/56.731	0.955 24.25	0.0726 1.844

Lancia				Lancia			
							
King Set No.	Part No.	Qty.	Position	Crankshaft Diameter	Housing Diameter	Length	Wall Thickness
TW 113AM STD/0.10/0.25/0.5	W 113	1 Pair		2.3228/2.3327 58.999/59.251	2.8976/2.9075 73.599/73.851	0.000 0.00	0.0930 2.362
19	XUD11BTE 2.1Liter Diesel		2088 cc	85.00 X 92.00	4 cyl		19
CR4376CP STD/0.3/0.5 01/1997-	C4376/1 C4376/2	4 Pairs		1.9679/1.9685 49.985/50.000	2.1140/2.1145 53.696/53.708	0.862 21.90	0.0723 1.836
MB5129AM STD/0.3/0.5/0.8/1.0	M5129U M5129L	5 Pairs		2.3614/2.3622 59.980/60.000	2.5091/2.5098 63.731/63.749	0.768 19.50	0.0727 1.847
TW 296AM STD/0.3	W 296D W 296E	2 Pairs		2.6398/2.6496 67.051/67.300	3.2697/3.2795 83.050/83.299	0.000 0.00	0.0724 1.839
20	841G.000 2.4Liter		2387 cc	82.00 X 90.40	5 cyl		20
	841M.000 2.4Liter		2387 cc	82.00 X 90.40	5 cyl		
	AR34202 2.4Liter		2387 cc	82.00 X 90.40	5 cyl		
CR 526SX STD/010/020/030/040	C4171	5 Pairs	1,2,3,4, 5	1.9995/2.0002 50.787/50.805	2.1221/2.1226 53.901/53.914	0.768 19.50	0.0606 1.539
MB 634CA STD/010/020	M 607 M5644	6 Pairs		2.3615/2.3622 59.982/60.000	2.5081/2.5086 63.706/63.718	0.817 20.75	0.0726 1.844
TW1005AM STD	W1005	1 Pair		2.6687/2.6787 67.785/68.039	3.2451/3.2550 82.426/82.677	0.000 0.00	0.0978 2.484
21	185A2.000 2.4Liter		2387 cc	82.00 X 90.40	5 cyl		21
	AR32501 2.4Liter		2387 cc	82.00 X 90.40	5 cyl		
CR 526SX STD/010/020/030/040	C4171	5 Pairs	1,2,3,4, 5	1.9995/2.0002 50.787/50.805	2.1221/2.1226 53.901/53.914	0.768 19.50	0.0606 1.539
MB 607SI STD/010/020/030	M 607	6 Pairs		2.3615/2.3622 59.982/60.000	2.5081/2.5086 63.706/63.718	0.817 20.75	0.0726 1.844
TW1005AM STD	W1005	1 Pair		2.6687/2.6787 67.785/68.039	3.2451/3.2550 82.426/82.677	0.000 0.00	0.0978 2.484
22	8144.91 2.5Liter Turbochargedd		2445 cc	93.00 X 90.00	4 cyl		22
CR4083CP STD/010/020/030/040 1982- without oil hole	C4083U C4161L	4 Pairs		2.2252/2.2258 56.520/56.535	2.3753/2.3758 60.333/60.345	0.971 24.67	0.0742 1.885
MB5122CP crank flange length mm STD 31.95/31.90 010 32.05/32.00 020 32.20/32.15 030 32.20/32.15	M5122U M5122L F5122U F5122L	4 Pairs 1 Pair	1,2,3,4 5	2.9995/3.0000 76.187/76.200 2.9995/3.0000 76.187/76.200	3.1727/3.1735 80.587/80.607 3.1727/3.1735 80.587/80.607	0.984 25.00 1.262 32.05	0.0855 2.172 0.0855 2.172
23	834 F.000 3.0Liter V6 i.e.		2959 cc	93.00 X 72.60	6 cyl		23
	838 B.000 3.0Liter V6		2959 cc	93.00 X 72.60	6 cyl		
CR6809CP STD/010/020/030	C6809	6 Pairs		2.0465/2.0472 51.981/51.999	2.1855/2.1860 55.512/55.524	0.752 19.10	0.0688 1.748
MB4101SI STD/010/020/040	M4101	4 Pairs	1,2,3,4	2.3603/2.3611 59.952/59.972	2.5062/2.5069 63.657/63.675	0.882 22.40	0.0724 1.839

Engine Index: Land Rover

Engine-Code	Years	Cyl	CC	Line
18 K4 F 1.8Liter Gasoline		4	1796	1
18K16 1.8Liter DOHC		4	1796	2
M47 D20R 2.0Liter		4	1951	3
TD4		4	1951	3
20 T2 N 2.0Liter Diesel Turbocharged		4	1994	4
2.3L 2.3Liter Diesel Turbocharged		4	2286	5
2.3L Diesel, 3 bearing crankshaft		4	2286	6
10J 2.3Liter Diesel		4	2286	7
2.3L 2.3Liter Diesel Turbocharged		4	2287	8
TD5 2.5Liter		5	2495	9
12J 2.5Liter Diesel/Petrol Indirect Injection		4	2495	10
2.5L 2.5Liter Diesel Turbocharged		4	2495	11
276DT, TDV6 2.7 2.7Liter 24 Valves, Diesel Turbocharged		6	2720	12
3.4L 3.4Liter Diesel Turbocharged		6	3430	13
3.4L 3.4Liter Diesel/Gasoline		6	3430	14
3.5L 3.5Liter		8	3528	15
SD1 3.5Liter		8	3528	15
3.5i 3.5Liter V8		8	3528	15
EFI V8 4.0Liter		8	3950	15
42D 4.0Liter V8 Gasoline		8	4000	16
46D 4.6Liter V8 Gasoline		8	4553	16

Land Rover				Land Rover				
King Set No.	Part No.	Qty.	Position	Crankshaft Diameter	Housing Diameter	Length	Wall Thickness	
1	18 K4 F 1.8Liter Gasoline			1796 cc	80.00 X 89.30	4 cyl	1	
	CR4208SI STD/010/020	C4208	4 Pairs		1.8892/1.8900 47.986/48.006	2.0338/2.0348 51.659/51.684	0.722 18.35	0.0718 1.824
	MB5011AM STD/0.25/0.5	M5011U M5011L	3 Pairs		1.8895/1.8898 47.993/48.001	2.0307/2.0315 51.580/51.600	0.685 17.40	0.0703 1.786
		M5011L	2 Pairs		1.8895/1.8898 47.993/48.001	2.0307/2.0315 51.580/51.600	0.685 17.40	0.0703 1.786
	TW 296AM STD/0.3	W 296D W 296E	2 Pairs		2.6398/2.6496 67.051/67.300	3.2697/3.2795 83.050/83.299	0.000 0.00	0.0724 1.839
2	18K16 1.8Liter DOHC			1796 cc	80.00 X 89.30	4 cyl	2	
	CR4208SI STD/010/020	C4208	4 Pairs		1.8892/1.8900 47.986/48.006	2.0338/2.0348 51.659/51.684	0.722 18.35	0.0718 1.824
	MB5012AM STD/0.25/0.5/0.75 Version 1: pos. 3 - upper half with center locating lug (=M5011U) Version 2: pos. 3 - upper half with off-set locating lug (=M5012)	M5011U M5011L	3 Pairs	2,3,4	1.8895/1.8898 47.993/48.001	2.0307/2.0315 51.580/51.600	0.685 17.40	0.0703 1.786
		M5011L	2 Pairs	1,5	1.8895/1.8898 47.993/48.001	2.0307/2.0315 51.580/51.600	0.685 17.40	0.0703 1.786
		M5012	1 Half	3	1.8895/1.8898 47.993/48.001	2.0307/2.0315 51.580/51.600	0.685 17.40	0.0703 1.786
3	M47 D20R 2.0Liter			1951 cc	84.00 X 88.00	4 cyl	3	
	TD4			1951 cc	84.00 X 88.00	4 cyl		
	MB5335AM crank flange length mm STD 24.85/24.80 0.25 25.05/25.00 0.5 25.25/25.20	M7016U M5578L	4 Pairs	1,3,4,5	2.3610/2.3618 59.969/59.990	2.5590/2.5598 64.999/65.019	0.786 19.97	0.0982 2.494
		F7111 F7112	1 Pair	2	2.3610/2.3618 59.969/59.990	2.5590/2.5598 64.999/65.019	0.982 24.95	0.0987 2.507

Land Rover				Land Rover			
King Set No.	Part No.	Qty.	Position	Crankshaft Diameter	Housing Diameter	Length	Wall Thickness
4	20 T2 N 2.0Liter Diesel Turbochargedd	1994 cc	84.50 X 88.90	4 cyl			4
CR4333CP STD/010/020 09/1996-	C4333	4 Pairs		0.0000 0.000	2.2718/2.2722 57.704/57.714	0.854 21.70	0.0720 1.829
MB5376AM STD/010/020	M5376U M5376L	5 Pairs		0.0000 0.000	2.3909/2.3910 60.729/60.731	0.888 22.55	0.0724 1.839
TW 214AM STD/0.25/0.5	W 214D W 214E	2 Pairs		2.5039/2.5138 63.599/63.851	3.1594/3.1693 80.249/80.500	0.000 0.00	0.0921 2.339
5	2.3L 2.3Liter Diesel Turbochargedd	2286 cc	90.48 X 88.90	4 cyl			5
MB5538CP STD/010/020/030/040	M 550/1 M5538/1	4 Pairs	1,2,3,4	2.4995/2.5000 63.487/63.500	2.6655/2.6663 67.704/67.724	0.966 24.53	0.0825 2.096
	M 550/5 M5538/5	1 Pair	5	2.4995/2.5000 63.487/63.500	2.6655/2.6663 67.704/67.724	1.382 35.10	0.0825 2.096
TW 186AM STD/0.05/0.10/0.25	W0186	1 Pair		2.7850/2.7950 70.739/70.993	3.3700/3.3800 85.598/85.852	0.000 0.00	0.0920 2.337
6	2.3L Diesel, 3 bearing crankshaft	2286 cc	90.48 X 88.90	4 cyl			6
CR4401AM STD/010/020/030/040/050/060	C4401	4 Pairs		2.3120/2.3127 58.725/58.743	2.4580/2.4585 62.433/62.446	0.986 25.05	0.0722 1.834
CR4401CP STD/010/020/030	C4401	4 Pairs		2.3120/2.3127 58.725/58.743	2.4580/2.4585 62.433/62.446	0.986 25.05	0.0723 1.836
MB 344AM STD/010/020/030/040/050/060	M 344/1	2 Pairs		2.4995/2.5000 63.487/63.500	2.6655/2.6660 67.704/67.716	1.006 25.55	0.0826 2.098
	M 344/3W M 344/3Y	1 Pair	3	2.4995/2.5000 63.487/63.500	2.6655/2.6660 67.704/67.716	1.569 39.85	0.0826 2.098
MB 344CP STD/010/020	M 344/1	2 Pairs		2.4995/2.5000 63.487/63.500	2.6655/2.6660 67.704/67.716	1.006 25.55	0.0827 2.101
	M 344/3W M 344/3Y	1 Pair	3	2.4995/2.5000 63.487/63.500	2.6655/2.6660 67.704/67.716	1.569 39.85	0.0827 2.101
TW 186AM STD/0.05/0.10/0.25	W0186	1 Pair		2.7850/2.7950 70.739/70.993	3.3700/3.3800 85.598/85.852	0.000 0.00	0.0920 2.337
7	10J 2.3Liter Diesel	2286 cc	90.48 X 88.89	4 cyl			7
CR4401AM STD/010/020/030/040/050/060	C4401	4 Pairs		2.3120/2.3127 58.725/58.743	2.4580/2.4585 62.433/62.446	0.986 25.05	0.0722 1.834
CR4401CP STD/010/020/030	C4401	4 Pairs		2.3120/2.3127 58.725/58.743	2.4580/2.4585 62.433/62.446	0.986 25.05	0.0723 1.836
MB 550AM STD/010/020/030/040/050/060 1980-1985	M 550/1	4 Pairs	1,2,3,4	2.4995/2.5000 63.487/63.500	2.6655/2.6663 67.704/67.724	0.966 24.53	0.0824 2.093
	M 550/5	1 Pair	5	2.4995/2.5000 63.487/63.500	2.6655/2.6663 67.704/67.724	1.382 35.10	0.0824 2.093
MB 550CP STD/010/020/030/040 1980-1985	M 550/1	4 Pairs	1,2,3,4	2.4995/2.5000 63.487/63.500	2.6655/2.6663 67.704/67.724	0.966 24.53	0.0825 2.096
	M 550/5	1 Pair	5	2.4995/2.5000 63.487/63.500	2.6655/2.6663 67.704/67.724	1.382 35.10	0.0825 2.096
TW 186AM STD/0.05/0.10/0.25	W0186	1 Pair		2.7850/2.7950 70.739/70.993	3.3700/3.3800 85.598/85.852	0.000 0.00	0.0920 2.337
8	2.3L 2.3Liter Diesel Turbocharged	2287 cc	90.50 X 88.90	4 cyl			8
MB5538CP STD/010/020/030/040	M 550/1 M5538/1	4 Pairs	1,2,3,4	2.4995/2.5000 63.487/63.500	2.6655/2.6663 67.704/67.724	0.966 24.53	0.0825 2.096
	M 550/5 M5538/5	1 Pair	5	2.4995/2.5000 63.487/63.500	2.6655/2.6663 67.704/67.724	1.382 35.10	0.0825 2.096

Land Rover				Land Rover			
King Set No.	Part No.	Qty.	Position	Crankshaft Diameter	Housing Diameter	Length	Wall Thickness
9	TD5 2.5Liter	2495 cc	84.45 X 89.00	5 cyl			9
CR 521CP STD/010/020	C4333	5 Halves		0.0000 0.000	2.2718/2.2722 57.704/57.714	0.854 21.70	0.0720 1.829
	C 521	5 Halves		0.0000 0.000	2.2718/2.2722 57.704/57.714	0.815 20.70	0.0720 1.829
MB 626AM STD/010/020	M 626U M 626L	6 Pairs		0.0000 0.000	2.5917/2.5924 65.829/65.847	0.699 17.75	0.0740 1.880
10	12J 2.5Liter Diesel/Petrol Indirect Injection	2495 cc	90.48 X 97.00	4 cyl			10
CR4405CP STD/010/020/030/040	C4405	4 Pairs		2.3120/2.3128 58.725/58.745	2.4580/2.4585 62.433/62.446	0.972 24.70	0.0723 1.836
MB 550AM STD/010/020/030/040/050/060 1980-1985	M 550/1	4 Pairs	1,2,3,4	2.4995/2.5000 63.487/63.500	2.6655/2.6663 67.704/67.724	0.966 24.53	0.0824 2.093
	M 550/5	1 Pair	5	2.4995/2.5000 63.487/63.500	2.6655/2.6663 67.704/67.724	1.382 35.10	0.0824 2.093
MB 550CP STD/010/020/030/040 1980-1985	M 550/1	4 Pairs	1,2,3,4	2.4995/2.5000 63.487/63.500	2.6655/2.6663 67.704/67.724	0.966 24.53	0.0825 2.096
	M 550/5	1 Pair	5	2.4995/2.5000 63.487/63.500	2.6655/2.6663 67.704/67.724	1.382 35.10	0.0825 2.096
TW 186AM STD/0.05/0.10/0.25	W0186	1 Pair		2.7850/2.7950 70.739/70.993	3.3700/3.3800 85.598/85.852	0.000 0.00	0.0920 2.337
11	2.5L 2.5Liter Diesel Turbocharged	2495 cc	90.47 X 97.00	4 cyl			11
CR4405CP STD/010/020/030/040	C4405	4 Pairs		2.3120/2.3128 58.725/58.745	2.4580/2.4585 62.433/62.446	0.972 24.70	0.0723 1.836
MB5538CP STD/010/020/030/040	M 550/1 M5538/1	4 Pairs	1,2,3,4	2.4995/2.5000 63.487/63.500	2.6655/2.6663 67.704/67.724	0.966 24.53	0.0825 2.096
	M 550/5 M5538/5	1 Pair	5	2.4995/2.5000 63.487/63.500	2.6655/2.6663 67.704/67.724	1.382 35.10	0.0825 2.096
TW 186AM STD/0.05/0.10/0.25	W0186	1 Pair		2.7850/2.7950 70.739/70.993	3.3700/3.3800 85.598/85.852	0.000 0.00	0.0920 2.337
12	276DT, TDV6 2.7 2.7Liter 24 Valves, Diesel Turbocharged	2720 cc	81.00 X 88.00	6 cyl			12
CR6838SV STD/010/020 Sputter replacement	C6838U C6838L	6 Pairs		2.4791/2.4795 62.969/62.979	2.5984/2.5988 65.999/66.010	0.579 14.70	0.0587 1.491
MB4276SV STD/010/020 Sputter replacement set contains clinched flanged bearings	M4276U M4276L	3 Pairs	1,2,3	2.7519/2.7551 69.898/69.980	2.9539/2.9531 75.029/75.009	0.784 19.90	0.0983 2.497
	MK4276/2U MK4276/2L	1 Pair	4	2.7519/2.7551 69.898/69.980	2.9539/2.9531 75.029/75.009	0.906 23.00	0.0983 2.497
		0		0.0000 0.000	0.0000 0.000	2.996 76.10	0.0788 2.002
13	3.4L 3.4Liter Diesel Turbocharged	3430 cc	90.50 X 88.90	6 cyl			13
MB7013CP STD/010/020	M 550/1 M5538/1	6 Pairs	1,2,3,4	2.4995/2.5000 63.487/63.500	2.6655/2.6663 67.704/67.724	0.966 24.53	0.0825 2.096
	M 550/5 M5538/5	1 Pair	5	2.4995/2.5000 63.487/63.500	2.6655/2.6663 67.704/67.724	1.382 35.10	0.0825 2.096
14	3.4L 3.4Liter Diesel/Gasoline	3430 cc	90.50 X 88.90	6 cyl			14
MB7012CP STD/010	M 550/1	6 Pairs	1,2,3,4	2.4995/2.5000 63.487/63.500	2.6655/2.6663 67.704/67.724	0.966 24.53	0.0825 2.096
	M 550/5	1 Pair	5	2.4995/2.5000 63.487/63.500	2.6655/2.6663 67.704/67.724	1.382 35.10	0.0825 2.096

Land Rover				Land Rover				
King Set No.	Part No.	Qty.	Position	Crankshaft Diameter	Housing Diameter	Length	Wall Thickness	
15	3.5L 3.5Liter			3528 cc	88.86 X 71.12	8 cyl		15
	SD1 3.5Liter			3528 cc	88.86 X 71.12	8 cyl		
	3.5i 3.5Liter V8			3528 cc	88.86 X 71.12	8 cyl		
	EFi V8 4.0Liter			3950 cc	94.00 X 71.12	8 cyl		
CR8006AM STD/010/020/030/050/060	C8006	8 Pairs		1.9995/2.0005 50.787/50.813	2.1247/2.1252 53.967/53.980	0.701 17.80	0.0619 1.572	
MB 589AM crank flange length mm STD 26.87/26.82 010 26.87/26.82 020 26.87/26.82 030 26.87/26.82	M 589U M 589L	4 Pairs	1,2,4,5	2.2983/2.2993 58.377/58.402	2.4906/2.4916 63.261/63.287	0.804 20.41	0.0955 2.426	
	F 589U F 589L	1 Pair	3	2.2987/2.2997 58.387/58.412	2.4906/2.4916 63.261/63.287	1.062 26.97	0.0954 2.423	
16	42D 4.0Liter V8 Gasoline			4000 cc	94.00 X 71.12	8 cyl		16
	46D 4.6Liter V8 Gasoline			4553 cc	94.00 X 82.00	8 cyl		
CR 890CP STD/010/020/030/040	C 890	8 Pairs		2.1850/2.1855 55.499/55.512	2.3147/2.3150 58.793/58.801	0.693 17.60	0.0631 1.603	
MB5031AM crank flange length mm STD 26.70/26.65 010 26.95/26.90 020 26.95/26.90 030 26.95/26.90	M5031U M5031L	4 Pairs		2.4950/2.5000 63.373/63.500	2.6660 67.716	0.803 20.40	0.0825 2.096	
	F5031 M5031L	1 Pair		2.4950/2.5000 63.373/63.500	2.6660 67.716	1.055 26.80	0.0825 2.096	
MB5652AM Optional to MB5031AM (flange STD) crank flange length mm STD 26.70/26.65 010 26.70/26.65 020 26.70/26.65	M5031U M5031L	4 Pairs		2.4995/2.5000 63.487/63.500	2.6655/2.6660 67.704/67.716	0.803 20.40	0.0825 2.096	
	F5652 M5031L	1 Pair		2.4995/2.5000 63.487/63.500	2.6655/2.6660 67.704/67.716	1.055 26.80	0.0825 2.096	

Engine Index: Lexus

Engine-Code	Years	Cyl	CC	Line
Toyota 2VZFE 2.5Liter DOHC, 24 Valves, vin V, Gasoline	01/1990 - 12/1991	6	2508	1
Toyota 3VZFE 3.0Liter DOHC, 24 Valves, vin V, Gasoline	01/1992 - 12/1993	6	2959	2
Toyota 1MZFE 3.0Liter DOHC, 24 Valves, vin F,G, Gasoline	01/1994 - 12/2003	6	2995	3
1UZFE 4.0Liter DOHC, 32 Valves, vin H,U, Gasoline	01/1990 - 12/2000	8	3959	4
3UZFE 4.3Liter	00/2001 -	8	4293	4
2UZFE 4.7Liter DOHC, 32 Valves, Gasoline	01/1998 - 12/2005	8	4663	4









Lexus				Lexus				
King Set No.	Part No.	Qty.	Position	Crankshaft Diameter	Housing Diameter	Length	Wall Thickness	
1	Toyota 2VZFE 2.5Liter DOHC, 24 Valves, vin V, Gasoline			2508 cc	87.50 X 96.50	6 cyl		1
CR6634AM STD/0.25/0.5/0.75/1.0	C6634	6 Pairs		1.8892/1.8898 47.986/48.001	2.0079/2.0088 51.001/51.024	0.668 16.97	0.0586 1.488	
MB4012AM STD/0.25/0.5/0.75/1.0	M4012/1U M4012/1L	1 Pair	1	2.5191/2.5197 63.985/64.000	2.6776/2.6783 68.011/68.029	0.864 21.95	0.0785 1.994	
	M4012/2U M4012/2L	3 Pairs	2,3,4	2.5191/2.5197 63.985/64.000	2.6776/2.6783 68.011/68.029	0.785 19.95	0.0785 1.994	









Lexus				Lexus			
King Set No.	Part No.	Qty.	Position	Crankshaft Diameter	Housing Diameter	Length	Wall Thickness
TW 249AM STD/0.25	W 249D W 249E	2 Pairs		2.7953/2.8051 71.001/71.250	3.4055/3.4153 86.500/86.749	0.000 0.00	0.0976 2.479
2	Toyota 3VZFE 3.0Liter DOHC, 24 Valves, vin V, Gasoline	01/1992 - 12/1993	2959 cc	87.00 X 82.00	6 cyl		2
CR6669AM STD/0.25/0.5/0.75/1.0	C6669	6 Pairs		2.1648/2.1654 54.986/55.001	2.2835/2.2844 58.001/58.024	0.665 16.90	0.0585 1.486
MB4012AM STD/0.25/0.5/0.75/1.0	M4012/1U M4012/1L	1 Pair	1	2.5191/2.5197 63.985/64.000	2.6776/2.6783 68.011/68.029	0.864 21.95	0.0785 1.994
	M4012/2U M4012/2L	3 Pairs	2,3,4	2.5191/2.5197 63.985/64.000	2.6776/2.6783 68.011/68.029	0.785 19.95	0.0785 1.994
TW 249AM STD/0.25	W 249D W 249E	2 Pairs		2.7953/2.8051 71.001/71.250	3.4055/3.4153 86.500/86.749	0.000 0.00	0.0976 2.479
3	Toyota 1MZFE 3.0Liter DOHC, 24 Valves, vin F,G, Gasoline	01/1994 - 12/2003	2995 cc	87.50 X 83.00	6 cyl		3
CR6686AM STD/0.25/0.5/0.75/1.0	C6686	6 Pairs	1,2,3,4, 5,6	2.0864/2.0866 52.995/53.000	2.2047/2.2057 55.999/56.025	0.630 16.00	0.0587 1.491
MB4011AM STD/0.25/0.5/0.75/1.0	M4011/1U M4011/1L	2 Pairs		2.4011/2.4016 60.988/61.001	2.5984/2.5990 65.999/66.015	0.748 19.00	0.0981 2.492
	M4011/3U M4011/3L	2 Pairs		2.4011/2.4016 60.988/61.001	2.5984/2.5990 65.999/66.015	0.882 22.40	0.0981 2.492
TW 257AM STD/0.25	W 257D W 257E	2 Pairs		2.6850/2.6949 68.199/68.450	3.2953/3.3051 83.701/83.950	0.000 0.00	0.0780 1.981
4	1UZFE 4.0Liter DOHC, 32 Valves, vin H,U, Gasoline	01/1990 - 12/2000	3959 cc	87.50 X 82.50	8 cyl		4
	3UZFE 4.3Liter	00/2001 -	4293 cc	91.00 X 82.50	8 cyl		
	2UZFE 4.7Liter DOHC, 32 Valves, Gasoline	01/1998 - 12/2005	4663 cc	94.00 X 84.70	8 cyl		
CR 888CP STD/0.25/0.5	C 888	8 Pairs		2.0465/2.0472 51.981/51.999	2.1654/2.1663 55.001/55.024	0.768 19.51	0.0589 1.496
TW 288AM STD	W 288	2 Pairs		2.9070 73.838	3.5160 89.306	0.000 0.00	0.0984 2.499
CR 888XP STD/0.25/0.5 Optional to CR 888CP (Race bearings, Tri-metal [pMax Black])	C 888-PR	8 Pairs		2.0465/2.0472 51.981/51.999	2.1654/2.1663 55.001/55.024	0.768 19.50	0.0589 1.496









Engine Index: MAN

Engine-Code	Years	Cyl	CC	Line
D 2876 EURO 3 L, LE101/3/4/5/360/402/420/460/510, LF20, LUE604,		6		5
D 2876 EURO 2 LF01/6/8 4 Valves, Diesel	12/1997 -	6		5
D 2865 LF15, LFR, LFR01/2/3/5/6/10/14/15, LOH, LX 10.0 Liter, 2 Valves,	87/19 -	5	9972	1
D 2865 EURO 0 L, LF, LF01/2/3/4, LU01/2/3 10.0 Liter, 2 Valves, Diesel	87/19 -	5	9972	1
D 2865 EURO 1 LF05/6/10/14/22/23, LOH01/2/5/6, LU04/5/6,	02/1990 -	5	9972	1
D 2865 EURO 2 LF09/12/20/21/24, LOH08/9/10, LUH07/9/20 10.0 Liter, 2	03/1991 -	5	9972	1
D 2556 M, MF, MX, MXF 11.0 Liter, 2 Valves, Diesel	10/1972 - 06/1983	6	11045	2
D 2556 MTE 11.0 Liter, 2 Valves, Diesel	11/1974 - 09/1976	6	11045	2
D 2566 BUH, E, HM, M, ME, MF, MFO, MFR, MH, MHO, MUE, MUH, MUL,	10/1975 - 12/1993	6	11407	2
G 2566 UH, UM 11.4 Liter, 2 Valves, Gasoline	76/19 -	6	11407	2
D 2566 (USA) MFT, MKE, MT, MTE, MTF, MTFG, MTH, MTHO, MTU,	76/19 - 09/1991	6	11407	2
D 2566 KUL, MKUH, MKUL, MLE, MLUH, MLUM L6 11.4 Liter, 2 Valves,	10/1976 - 01/1993	6	11407	2
D 2566 EURO 0 MIK, MKF, MTUH L6 11.4 Liter, 2 Valves, Diesel	01/1977 - 12/1988	6	11407	2
D 2566 EURO 0 UH 11.4 Liter, 2 Valves, Diesel	06/1983 - 04/1994	6	11407	2

Engine-Code	Years	Cyl	CC	Line
E 2866 EURO 2 DOH01, DOH02 12.0 Liter, 2 Valves, Gasoline		6	11967	2
E 2866 DE, DF, DOH, E 12.0 Liter, 2 Valves, Gasoline		6	11967	2
D 2866 EURO 0 F, UH 12.0 Liter, 2 Valves, Diesel	01/1980 - 04/1994	6	11967	2
D 2866 F, U, UE, UM 12.0 Liter, 2 Valves, Diesel	83/19 - 04/1994	6	11967	2
D 2866 EURO 0 KF, KFZ, KOH, KUH, LF, LF03/4, LFZ/290/330, LU, LUH,	04/1983 - 97/19	6	11967	2
D 2866 L, LE, LUE, LX04 L6 12.0 Liter, 2 Valves, Diesel	84/19 - 87/19	6	11967	2
D 2866 EURO 0 TOH, TUH 12.0 Liter, 2 Valves, Diesel	11/1984 - 12/1994	6	11967	2
D 2866 EURO 1 LF05/10/21/22, LOH20/1/2/4, LU03 L6 12.0 Liter, 2 Valves,	02/1990 - 06/1997	6	11967	2
D 2866 TU 12.0 Liter, 2 Valves, Diesel	04/1992 - 01/1993	6	11967	2
E 2866 KAT 12.0 Liter, 2 Valves, Gasoline	01/1992 - 07/1999	6	11967	2
E 2866 DUH01 12.0 Liter, 2 Valves, Gasoline	01/1992 - 07/1999	6	11967	2
E 2866 EURO 2 DF01 12.0 Liter, 2 Valves, Gasoline	01/1994 -	6	11967	2
D 2866 EURO 2 LF16 L6 12.0 Liter, 2 Valves, Diesel	05/1994 - 06/1996	6	11967	2
E 2866 KAT DUH/02/03 12.0 Liter, 2 Valves, Gasoline	04/1996 -	6	11967	2
E 2866 EURO 3 LUH01 12.0 Liter, 2 Valves, Gasoline	08/1996 -	6	11967	2
D 2866 EURO 3 LF23/4/5/6/7/8/33/8, LOH27/8/9/34/5,	07/1998 -	6	11967	3
D 2866 EURO 2 LF29/30 12.0 Liter, 2 Valves, Diesel	10/1999 -	6	11967	3
D 2866 EURO 2 LF32/6/7/40 12.0 Liter, 4 Valves, Diesel	02/2000 -	6	11967	3
E 2866 EURO 3 LUH02 12.0 Liter, 2 Valves, Gasoline	01/2002 -	6	11967	3
G 2866 DUH01/5 12.0 Liter, 2 Valves, Gasoline	06/2002 -	6	11967	3
D 2538 M, ME, MF 12.7 Liter, 2 Valves, Diesel	- 10/1977	8	12763	4
D 2538 MT, MTE, MTH 12.7 Liter, 2 Valves, Diesel	- 10/1981	8	12763	4
D 2876 12.8Liter		6	12810	2
D 2876 EURO 3 LF09/10/14/17/, LOH20/21 12.8 Liter, 4 Valves, Diesel		6	12816	5
E 2876 E302, LE302, TE302 12.8 Liter, 2 Valves, Gasoline		6	12816	5
G 2876 DUH01/2 12.8 Liter, 2 Valves, Gasoline		6	12816	5
D 2876 EURO 4 LF 11 12.8 Liter, 4 Valves, Diesel		6	12816	5
E 2876 LUH02 12.8 Liter, 2 Valves, Gasoline		6	12816	5
D 2876 EURO 2 LF02, LOH01/23, LUH01/2/3 12.8 Liter, 2 Valves, Diesel	01/1994 -	6	12816	5
D 2876 EURO 3 LOH02/5 12.8 Liter, 2 Valves, Diesel	07/1998 - 09/2001	6	12816	5
D 2548 MT, MTF 13.9 Liter, 2 Valves, Diesel	06/1980 -	8	13940	4
D 2848 L, LE, LE201, LE202, LE203, LE30, LE401, LE403, LE405, LE/T,		8	14618	4
D 2848 H, M, MH, OH 14.6 Liter, Diesel	06/1980 -	8	14618	4
D 2848 T, TF 14.6 Liter, Diesel	11/1983 -	8	14618	4
D 2858 MT, MTE 15.4 Liter, 2 Valves, Diesel		8	15442	4
D 2858 M 15.4 Liter, 2 Valves, Diesel	01/1969 -	8	15442	4
D 2530 MTE, MTXF 15.9 Liter, 2 Valves, Diesel	- 12/1982	10	15945	6
D 2530 ME, MF, MFR, MR, MXF, MXFR 15.9 Liter, 2 Valves, Diesel	07/1972 - 01/1986	10	15945	6
D 2540 17.4Liter		10	17400	6
D 2540 MT, MTE, MTF 2 Valves, Diesel	11/1974 -	10	17426	6
D 2540 MLE 2 Valves, L10, Diesel	04/1982 -	10	17426	6
D 2840 EURO 3 LF25 18.2 Liter, L10, 2 Valves, Diesel		10	18273	6
D 2840, LE, LE201/2/3, LE21, LE301, LE401/2/3, LET, LF/520, LX,		10	18273	6
D 2840 LF 01/04/460/500 18.2 Liter, L10, 2 Valves, Diesel		10	18273	6
D 2840 EURO 1 L, LF 06 18.2 Liter, Diesel		10	18273	6
D 2840 F, ME, MF, MFG, MH, OH 18.2 Liter, Diesel		10	18273	6
D 2840 T, TF 18.2 Liter, 2 Valves, Diesel	03/1985 -	10	18273	6
D 2840 EURO 2 LF 20/21/23/24 18.2 Liter, L10, 2 Valves, Diesel	07/1995 -	10	18273	6
D 2542 ME 20.9 Liter, 2 Valves, Diesel	01/1976 -	12	20900	7
E 2542 E312 2 Valves, Gasoline		12	20910	7
E 2542 LE 312 2 Valves, L12, Gasoline		12	20910	7
D 2542 MTE 20.9 Liter, 2 Valves, Diesel	01/1976 -	12	20910	7
D 2542 MLE 20.9 Liter, L12, 2 Valves, Diesel	05/1983 -	12	20910	7
D 2842 EURO 1 L 1000/760, LF01 21.9 Liter, L12, 2 Valves, Diesel		12	21930	8
D 2842 E, M, ME 21.9 Liter, 2 Valves, Diesel	06/1980 -	12	21930	7
D 2842 LE, LE201/2/3, LE21, LE301/3, LE401/2/3/4/5/6/8, LE409/10/13,	02/1987 -	12	21930	8
D 2842 T, TE 60 21.9 Liter, 2 Valves, Diesel	04/1989 -	12	21930	7
D 2842 EURO 2/0 LF 02 LX 21.9 Liter, L12, 2 Valves, Diesel	01/1990 -	12	21930	8
E 2842 DE, DN, LN 21.9 Liter, 2 Valves, Gasoline	04/1995 -	12	21930	8

MAN				MAN			
							
King Set No.	Part No.	Qty.	Position	Crankshaft Diameter	Housing Diameter	Length	Wall Thickness
1	D 2865 EURO 0 L, LF, LF01/2/3/4, LU01/2/3 10.0 Liter, 2 Valves, Diesel	87/19 -	9972 cc	128.00 X 155.00	5 cyl		1
	D 2865 EURO 1 LF05/6/10/14/22/23, LOH01/2/5/6, LU04/5/6, LUH02/3/5/6/8, LXF, LXFR 10.0 Liter, 2 Valves, Diesel	02/1990 -	9972 cc	128.00 X 155.00	5 cyl		
	D 2865 EURO 2 LF09/12/20/21/24, LOH08/9/10, LUH07/9/20 10.0 Liter, 2 Valves, Diesel	03/1991 -	9972 cc	128.00 X 155.00	5 cyl		
	D 2865 LF15, LFR, LFR01/2/3/5/6/10/14/15, LOH, LX 10.0 Liter, 2 Valves, Diesel	87/19 -	9972 cc	128.00 X 155.00	5 cyl		
CR1641SV STD0.25 Sputter replacment	C6639 C6639	1 Pair		3.5425/3.5433 89.980/90.000	3.7401/3.7410 94.999/95.021	1.425 36.20	0.0975 2.477
2	D 2556 M, MF, MX, MXF 11.0 Liter, 2 Valves, Diesel	10/1972 - 06/1983	11045 cc	125.00 X 150.00	6 cyl		2
	D 2556 MTE 11.0 Liter, 2 Valves, Diesel	11/1974 - 09/1976	11045 cc	125.00 X 150.00	6 cyl		
	D 2566 (USA) MFT, MKE, MT, MTE, MTF, MTFG, MTH, MTHO, MTU, MTUE, MTUM 11.4 Liter, 2 Valves, Diesel	76/19 - 09/1991	11407 cc	125.00 X 155.00	6 cyl		
	D 2566 BUH, E, HM, M, ME, MF, MFO, MFR, MH, MHO, MUE, MUH, MUL, MUM, MXF 11.4 Liter, 2 Valves, Diesel	10/1975 - 12/1993	11407 cc	125.00 X 155.00	6 cyl		
	D 2566 KUL, MKUH, MKUL, MLE, MLUH, MLUM L6 11.4 Liter, 2 Valves, Diesel	10/1976 - 01/1993	11407 cc	125.00 X 155.00	6 cyl		
	D 2566 EURO 0 MIK, MKF, MTUH L6 11.4 Liter, 2 Valves, Diesel	01/1977 - 12/1988	11407 cc	125.00 X 155.00	6 cyl		
	D 2566 EURO 0 UH 11.4 Liter, 2 Valves, Diesel	06/1983 - 04/1994	11407 cc	125.00 X 155.00	6 cyl		
	G 2566 UH, UM 11.4 Liter, 2 Valves, Gasoline	76/19 -	11407 cc	125.00 X 155.00	6 cyl		
	D 2866 EURO 0 F, UH 12.0 Liter, 2 Valves, Diesel	01/1980 - 04/1994	11967 cc	128.00 X 155.00	6 cyl		
	D 2866 F, U, UE, UM 12.0 Liter, 2 Valves, Diesel	83/19 - 04/1994	11967 cc	128.00 X 155.00	6 cyl		
	D 2866 EURO 0 KF, KFZ, KOH, KUH, LF, LF03/4, LFZ/290/330, LU, LUH, LUL/330, LXOH, TUH01 L6 12.0 Liter, 2 Valves, Diesel	04/1983 - 97/19	11967 cc	128.00 X 155.00	6 cyl		
	D 2866 L, LE, LUE, LX04 L6 12.0 Liter, 2 Valves, Diesel	84/19 - 87/19	11967 cc	128.00 X 155.00	6 cyl		
	D 2866 EURO 1 LF05/10/21/22, LOH20/1/2/4, LU03 L6 12.0 Liter, 2 Valves, Diesel	02/1990 - 06/1997	11967 cc	128.00 X 155.00	6 cyl		
	D 2866 EURO 2 LF16 L6 12.0 Liter, 2 Valves, Diesel	05/1994 - 06/1996	11967 cc	128.00 X 155.00	6 cyl		
D 2866 EURO 0 TOH, TUH 12.0 Liter, 2 Valves, Diesel	11/1984 - 12/1994	11967 cc	128.00 X 155.00	6 cyl			

MAN				MAN				
								
King Set No.	Part No.	Qty.	Position	Crankshaft Diameter	Housing Diameter	Length	Wall Thickness	
D 2866 TU 12.0 Liter, 2 Valves, Diesel	04/1992 - 01/1993	11967 cc	128.00 X 155.00	6 cyl				
E 2866 DUH01 12.0 Liter, 2 Valves, Gasoline	01/1992 - 07/1999	11967 cc	128.00 X 155.00	6 cyl				
E 2866 KAT 12.0 Liter, 2 Valves, Gasoline	01/1992 - 07/1999	11967 cc	128.00 X 155.00	6 cyl				
E 2866 DE, DF, DOH, E 12.0 Liter, 2 Valves, Gasoline		11967 cc	128.00 X 155.00	6 cyl				
E 2866 EURO 2 DF01 12.0 Liter, 2 Valves, Gasoline	01/1994 -	11967 cc	128.00 X 155.00	6 cyl				
E 2866 EURO 2 DOH01, DOH02 12.0 Liter, 2 Valves, Gasoline		11967 cc	128.00 X 155.00	6 cyl				
E 2866 KAT DUH/02/03 12.0 Liter, 2 Valves, Gasoline	04/1996 -	11967 cc	128.00 X 155.00	6 cyl				
E 2866 EURO 3 LUH01 12.0 Liter, 2 Valves, Gasoline	08/1996 -	11967 cc	128.00 X 155.00	6 cyl				
D 2876 12.8 Liter		12810 cc	128.00 X 166.00	6 cyl				
CR1641SV STD/0.25 Sputter replacment	C6639 C6639	1 Pair		3.5425/3.5433 89.980/90.000	3.7401/3.7410 94.999/95.021	1.425 36.20	0.0975 2.477	
CR6639CP STD/0.25/0.50/0.75 D2866	C6639	6 Pairs		3.5425/3.5433 89.980/90.000	3.7401/3.7410 94.999/95.021	1.425 36.20	0.0975 2.477	
MB 797CP <i>crank flange length mm</i> STD 45.81/45.76 0.25 46.31/46.26 0.5 46.31/46.26 0.75 46.81/46.76	M 797U M 797L F 797U F 797L	6 Pairs 1 Pair		4.0937/4.0945 103.980/104.000 4.0937/4.0945 103.980/104.000	4.3702/4.3709 111.003/111.021 4.3702/4.3709 111.003/111.021	1.417 36.00 1.808 45.91	0.1369 3.477 0.1369 3.477	
3	E 2866 EURO 3 LUH02 12.0 Liter, 2 Valves, Gasoline	01/2002 -	11967 cc	128.00 X 155.00	6 cyl			
	G 2866 DUH01/5 12.0 Liter, 2 Valves, Gasoline	06/2002 -	11967 cc	128.00 X 155.00	6 cyl			
	D 2866 EURO 3 LF23/4/5/6/7/8/33/8, LOH27/8/9/34/5, LUH23/5/7/8/9/34//5/6/7 12.0 Liter, 4 Valves, Diesel	07/1998 -	11967 cc	128.00 X 155.00	6 cyl			
	D 2866 EURO 2 LF29/30 12.0 Liter, 2 Valves, Diesel	10/1999 -	11967 cc	128.00 X 155.00	6 cyl			
	D 2866 EURO 2 LF32/6/7/40 12.0 Liter, 4 Valves, Diesel	02/2000 -	11967 cc	128.00 X 155.00	6 cyl			
	CR1641SV STD/0.25 Sputter replacment	C6639 C6639	1 Pair		3.5425/3.5433 89.980/90.000	3.7401/3.7410 94.999/95.021	1.425 36.20	0.0975 2.477
	CR6639CP STD/0.25/0.50/0.75	C6639	6 Pairs		3.5425/3.5433 89.980/90.000	3.7401/3.7410 94.999/95.021	1.425 36.20	0.0975 2.477
4	D 2538 M, ME, MF 12.7 Liter, 2 Valves, Diesel	- 10/1977	12763 cc	125.00 X 130.00	8 cyl			
	D 2538 MT, MTE, MTH 12.7 Liter, 2 Valves, Diesel	- 10/1981	12763 cc	125.00 X 130.00	8 cyl			
	D 2548 MT, MTF 13.9 Liter, 2 Valves, Diesel	06/1980 -	13940 cc	125.00 X 142.00	8 cyl			
	D 2848 H, M, MH, OH 14.6 Liter, Diesel	06/1980 -	14618 cc	128.00 X 142.00	8 cyl			
							4	

MAN				MAN			
							
King Set No.	Part No.	Qty.	Position	Crankshaft Diameter	Housing Diameter	Length	Wall Thickness
D 2848 T, TF 14.6 Liter, Diesel	11/1983 -	14618		128.00 X 142.00	8 cyl		
D 2848 L, LE, LE201, LE202, LE203, LE30, LE401, LE403, LE405, LE/T, LXE, LYE, LZE L8 14.6 Liter, Diesel		14618		128.00 X 142.00	8 cyl		
D 2858 M 15.4 Liter, 2 Valves, Diesel	01/1969 -	15442		128.00 X 150.00	8 cyl		
D 2858 MT, MTE 15.4 Liter, 2 Valves, Diesel		15442		128.00 X 150.00	8 cyl		
CR1222CP STD/0.25/0.5/0.75 For engines up to 280 KW only with oil hole	C1222	1 Pair		3.5425/3.5433 89.980/90.000	3.7402/3.7410 95.001/95.021	1.221 31.00	0.0974 2.474
CR1222SV STD/0.25/0.5 Sputter replacment with oil hole	C1222U C1222	1 Pair		3.5425/3.5433 89.980/90.000	3.7402/3.7410 95.001/95.021	1.221 31.00	0.0974 2.474
CR8036CP STD/0.25/0.5/0.75 For engines up to 280 KW only with oil hole	C1222	8 Pairs		3.5425/3.5433 89.980/90.000	3.7402/3.7410 95.001/95.021	1.221 31.00	0.0974 2.474
CR8036SV STD/0.25/0.5 Sputter replacment with oil hole	C1222U C1222	8 Pairs		3.5425/3.5433 89.980/90.000	3.7402/3.7410 95.001/95.021	1.221 31.00	0.0974 2.474
MB5064CP crank flange length mm STD 37.81/37.76 0.25 38.31/38.26 0.5 38.31/38.26 0.75 38.81/38.76	M4038U M4038L	4 Pairs	2,3,4,5	4.0937/4.0945 103.980/104.000	4.3701/4.3709 111.001/111.021	1.197 30.40	0.1367 3.472
	F4038U F4038L	1 Pair	1	4.0937/4.0945 103.980/104.000	4.3701/4.3709 111.001/111.021	1.493 37.91	0.1367 3.472
5	D 2876 EURO 3 L, LE101/3/4/5/360/402/420/460/510, LF20, LUE604, LUH601/2/5 4 Valves, Diesel			128.00 X 166.00	6 cyl		5
	D 2876 EURO 2 LF01/6/8 4 Valves, Diesel	12/1997 -		128.00 X 166.00	6 cyl		
	D 2876 EURO 4 LF 11 12.8 Liter, 4 Valves, Diesel		12816	128.00 X 166.00	6 cyl		
	D 2876 EURO 3 LOH02/5 12.8 Liter, 2 Valves, Diesel	07/1998 - 09/2001	12816	128.00 X 166.00	6 cyl		
	E 2876 E302, LE302, TE302 12.8 Liter, 2 Valves, Gasoline		12816	128.00 X 166.00	6 cyl		
	D 2876 EURO 2 LF02, LOH01/23, LUH01/2/3 12.8 Liter, 2 Valves, Diesel	01/1994 -	12816	128.00 X 166.00	6 cyl		
	D 2876 EURO 3 LF09/10/14/17/, LOH20/21 12.8 Liter, 4 Valves, Diesel		12816	128.00 X 166.00	6 cyl		
	E 2876 LUH02 12.8 Liter, 2 Valves, Gasoline		12816	128.00 X 166.00	6 cyl		
	G 2876 DUH01/2 12.8 Liter, 2 Valves, Gasoline		12816	128.00 X 166.00	6 cyl		
MB 797CP crank flange length mm STD 45.81/45.76 0.25 46.31/46.26 0.5 46.31/46.26 0.75 46.81/46.76	M 797U M 797L	6 Pairs		4.0937/4.0945 103.980/104.000	4.3702/4.3709 111.003/111.021	1.417 36.00	0.1369 3.477
	F 797U F 797L	1 Pair		4.0937/4.0945 103.980/104.000	4.3702/4.3709 111.003/111.021	1.808 45.91	0.1369 3.477

MAN				MAN			
King Set No.	Part No.	Qty.	Position	Crankshaft Diameter	Housing Diameter	Length	Wall Thickness
6	D 2530 ME, MF, MFR, MR, MXF, MXFR 15.9 Liter, 2 Valves, Diesel	07/1972 - 01/1986	15945 cc	125.00 X 130.00	10 cyl		6
	D 2530 MTE, MTXF 15.9 Liter, 2 Valves, Diesel	- 12/1982	15945 cc	125.00 X 130.00	10 cyl		
	D 2540 17.4Liter		17400 cc	125.00 X 142.00	10 cyl		
	D 2540 MLE 2 Valves, L10, Diesel	04/1982 -	17426 cc	125.00 X 142.00	10 cyl		
	D 2540 MT, MTE, MTF 2 Valves, Diesel	11/1974 -	17426 cc	125.00 X 142.00	10 cyl		
	D 2840 F, ME, MF, MFG, MH, OH 18.2 Liter, Diesel		18273 cc	128.00 X 142.00	10 cyl		
	D 2840 EURO 1 L, LF 06 18.2 Liter, Diesel		18273 cc	128.00 X 142.00	10 cyl		
	D 2840 , LE, LE201/2/3, LE21, LE301, LE401/2/3, LET, LF/520, LX, LXE,LXF, LYE, LZE L10 18.2 Liter, Diesel		18273 cc	128.00 X 142.00	10 cyl		
	D 2840 LF 01/04/460/500 18.2 Liter, L10, 2 Valves, Diesel		18273 cc	128.00 X 142.00	10 cyl		
	D 2840 EURO 2 LF 20/21/23/24 18.2 Liter, L10, 2 Valves, Diesel	07/1995 -	18273 cc	128.00 X 142.00	10 cyl		
	D 2840 EURO 3 LF25 18.2 Liter, L10, 2 Valves, Diesel		18273 cc	128.00 X 142.00	10 cyl		
	D 2840 T, TF 18.2 Liter, 2 Valves, Diesel	03/1985 -	18273 cc	128.00 X 142.00	10 cyl		
CR1222CP STD/0.25/0.5/0.75 For engines up to 340 KW only with oil hole	C1222	1 Pair		3.5425/3.5433 89.980/90.000	3.7402/3.7410 95.001/95.021	1.221 31.00	0.0974 2.474
CR1222SV STD/0.25/0.5 Sputter replacment with oil hole	C1222U C1222	1 Pair		3.5425/3.5433 89.980/90.000	3.7402/3.7410 95.001/95.021	1.221 31.00	0.0974 2.474
MB 613CP crank flange length mm STD 37.81/37.76 0.25 38.31/38.26 0.5 38.31/38.26 0.75 38.81/38.76	M4038U M4038L	5 Pairs	2,3,4,5,6	4.0937/4.0945 103.980/104.000	4.3701/4.3709 111.001/111.021	1.197 30.40	0.1367 3.472
	F4038U F4038L	1 Pair	1	4.0937/4.0945 103.980/104.000	4.3701/4.3709 111.001/111.021	1.493 37.91	0.1367 3.472
7	D 2542 ME 20.9 Liter, 2 Valves, Diesel	01/1976 -	20900 cc	125.00 X 142.00	12 cyl		7
	E 2542 E312 2 Valves, Gasoline		20910 cc	125.00 X 142.00	12 cyl		
	E 2542 LE 312 2 Valves, L12, Gasoline		20910 cc	125.00 X 142.00	12 cyl		
	D 2542 MLE 20.9 Liter, L12, 2 Valves, Diesel	05/1983 -	20910 cc	125.00 X 142.00	12 cyl		
	D 2542 MTE 20.9 Liter, 2 Valves, Diesel	01/1976 -	20910 cc	125.00 X 142.00	12 cyl		
	D 2842 E, M, ME 21.9 Liter, 2 Valves, Diesel	06/1980 -	21930 cc	128.00 X 142.00	12 cyl		
	D 2842 T, TE 60 21.9 Liter, 2 Valves, Diesel	04/1989 -	21930 cc	128.00 X 142.00	12 cyl		
CR1222CP STD/0.25/0.5/0.75 For engines up to 420 KW only with oil hole	C1222	1 Pair		3.5425/3.5433 89.980/90.000	3.7402/3.7410 95.001/95.021	1.221 31.00	0.0974 2.474

MAN				MAN			
King Set No.	Part No.	Qty.	Position	Crankshaft Diameter	Housing Diameter	Length	Wall Thickness
CR1222SV STD/0.25/0.5 Sputter replacment with oil hole	C1222U C1222	1 Pair		3.5425/3.5433 89.980/90.000	3.7402/3.7410 95.001/95.021	1.221 31.00	0.0974 2.474
MB7033CP crank flange length mm STD 37.81/37.76 0.25 38.31/38.26 0.5 38.31/38.26	M4038U M4038L	6 Pairs	2,3,4,5, 6	4.0937/4.0945 103.980/104.000	4.3701/4.3709 111.001/111.021	1.197 30.40	0.1367 3.472
	F4038U F4038L	1 Pair	1	4.0937/4.0945 103.980/104.000	4.3701/4.3709 111.001/111.021	1.493 37.91	0.1367 3.472
8	E 2842 DE, DN, LN 21.9 Liter, 2 Valves, Gasoline	04/1995 -	21930 cc	128.00 X 142.00	12 cyl		8
	D 2842 EURO 1 L 1000/760, LF01 21.9 Liter, L12, 2 Valves, Diesel		21930 cc	128.00 X 142.00	12 cyl		
	D 2842 LE, LE201/2/3, LE21, LE301/3, LE401/2/3/4/5/6/8, LE409/10/13, LE602/4/6/7/9, LF, LF, LF720, LXE, LYE, LZE L12 21.9 Liter, 2 Valves, Diesel	02/1987 -	21930 cc	128.00 X 142.00	12 cyl		
	D 2842 EURO 2/0 LF 02 LXF 21.9 Liter, L12, 2 Valves, Diesel	01/1990 -	21930 cc	128.00 X 142.00	12 cyl		
CR1222SV STD/0.25/0.5 Sputter replacment with oil hole	C1222U C1222	1 Pair		3.5425/3.5433 89.980/90.000	3.7402/3.7410 95.001/95.021	1.221 31.00	0.0974 2.474
MB7033CP crank flange length mm STD 37.81/37.76 0.25 38.31/38.26 0.5 38.31/38.26	M4038U M4038L	6 Pairs	2,3,4,5, 6	4.0937/4.0945 103.980/104.000	4.3701/4.3709 111.001/111.021	1.197 30.40	0.1367 3.472
	F4038U F4038L	1 Pair	1	4.0937/4.0945 103.980/104.000	4.3701/4.3709 111.001/111.021	1.493 37.91	0.1367 3.472

Engine Index: Massey Ferguson

Engine-Code	Years	Cyl	CC	Line
1849CC Diesel		4	1849	1
2088CC Diesel Low Grade Fuel & T.V.O. Fuel		4	2088	1
20C Diesel		4	2092	2
23C Diesel		4	2260	2

Massey Ferguson				Massey Ferguson			
King Set No.	Part No.	Qty.	Position	Crankshaft Diameter	Housing Diameter	Length	Wall Thickness
1	1849CC Diesel	1849 cc	80.00 X 92.00	4 cyl			1
	2088CC Diesel Low Grade Fuel & T.V.O. Fuel	2088 cc	85.00 X 91.99	4 cyl			
CR 438AM STD/010/020/030/040/050/060	C 438	4 Pairs		2.0860/2.0866 52.984/53.000	2.2327/2.2335 56.711/56.731	0.974 24.74	0.0724 1.839
MB 329AM STD/010/020/030/040/050/06	M 329	3 Pairs		2.4790/2.4795 62.967/62.979	2.6255/2.6260 66.688/66.700	1.500 38.10	0.0722 1.834
TW 237AM STD/0.10	W 237D W 237E	2 Pairs		3.6800/2.6900 93.472/68.326	3.1820/3.1920 80.823/81.077	0.000 0.00	0.0925 2.350









Massey Ferguson				Massey Ferguson				
King Set No.	Part No.	Qty.	Position	Crankshaft Diameter	Housing Diameter	Length	Wall Thickness	
2	20C Diesel			2092 cc	80.98 X 101.60	4 cyl		
	23C Diesel			2260 cc	84.18 X 101.60	4 cyl	2	
CR4036AM STD/010/020/030/040/050/060	C4036	4 Pairs		2.3110/2.3115 58.699/58.712	2.4570/2.4575 62.408/62.421	1.054 26.77	0.0719 1.826	
CR4037AM STD/010/020/030 180 degree oil groove	C4037U C4037L	4 Pairs		2.3110/2.3115 58.699/58.712	2.4570/2.4575 62.408/62.421	1.059 26.90	0.0719 1.826	
MB3332AM STD/010/020/030/040/050/060	M3332	3 Pairs	1,2,3	2.7515/2.7520 69.888/69.901	2.9190/2.9195 74.143/74.155	1.504 38.20	0.0825 2.096	

Engine Index: Mazda

Engine-Code	Years	Cyl	CC	Line
E1 1.1Liter SOHC, 8 Valves, Gasoline	05/1980 - 11/1986	4	1071	1
B1 1.1Liter SOHC, 8 Valves, Gasoline	10/1985 -	4	1139	2
TC 1.3Liter SOHC, 8 Valves, Gasoline	01/1978 - 12/1985	4	1272	1
BJ 1.3Liter DOHC, 16 Valves, Gasoline	10/1986 -	4	1290	3
E3 1.3Liter SOHC, 8 Valves, Gasoline	05/1980 - 12/1988	4	1296	1
B3 1.3Liter SOHC, 8 Valves, Gasoline	12/1986 -	4	1324	2
UC 1.4Liter SOHC, 8 Valves, Gasoline	12/1976 - 07/1990	4	1415	1
Z5-DE 1.5Liter DOHC, 16 Valves, Gasoline	01/1995 - 12/1998	4	1489	2
UB 1.5Liter SOHC, 8 Valves, Gasoline	05/1970 - 07/1973	4	1490	4
E5 1.5Liter SOHC, 8 Valves, Gasoline	05/1980 - 12/1988	4	1490	1
D5 1.5Liter SOHC, 8 Valves, Gasoline	10/1985 -	4	1490	1
B5 1.5Liter SOHC, 8 Valves, Gasoline	12/1986 -	4	1498	2
DV6 TED4 9HY/Z 1.6Liter DOHC, 16 Valves, Diesel	01/2006 -	4	1560	5
NA 1.6Liter SOHC, 8 Valves, Gasoline	01/1970 - 12/1984	4	1586	6
F6 1.6Liter SOHC, 8 Valves, Gasoline	09/1982 - 03/1987	4	1587	7
B6-2E,B6-ME 1.6Liter SOHC, 16 Valves, Gasoline	01/1992 - 12/1994	4	1597	3
Z6 1.6Liter DOHC, 16 Valves, Gasoline		4	1598	8
B6 1.6Liter SOHC, 8 Valves, Gasoline	09/1985 - 12/1994	4	1598	3
B6T 1.6Liter DOHC, 16 Valves, Gasoline Turbocharged	01/1988 - 12/1995	4	1598	3
B6ZE 1.6Liter DOHC, 16 Valves, Gasoline	01/1990 - 12/1995	4	1598	3
ZM 1.6Liter DOHC, 16 Valves, Gasoline	01/1999 - 12/2002	4	1598	9
VC 1.8Liter SOHC, 8 Valves, Gasoline	04/1973 - 08/1986	4	1769	4
F8 1.8Liter SOHC, 8 Valves, Gasoline	10/1982 - 03/1987	4	1789	7
F8 1.8Liter SOHC, 8 Valves, Gasoline	01/1990 -	4	1789	10
VB 1.8Liter SOHC, 8 Valves, Gasoline	10/1968 - 12/1978	4	1796	11
BPE 1.8Liter SOHC, 16 Valves, Gasoline	01/1990 - 12/1999	4	1840	3
BPD,BPZE 1.8Liter DOHC, 16 Valves, Gasoline	01/1990 - 12/2005	4	1840	3
FP 1.8Liter DOHC, 16 Valves, Gasoline	01/1999 - 12/2000	4	1840	12
K8-ZE 1.8Liter DOHC, 24 Valves, Gasoline	01/1992 - 12/1994	6	1845	13
MA 2.0Liter SOHC, 8 Valves, Gasoline	03/1977 - 04/1989	4	1970	11
VA 2.0Liter, 8 Valves, Gasoline	06/1971 - 12/1988	4	1985	14
Ford Zetec 122CI 2.0Liter DOHC, 16 Valves, Gasoline	01/2001 - 12/2004	4	1989	15
FS 2.0Liter DOHC, 16 Valves, Gasoline	01/1993 - 12/2003	4	1991	12
FE 2.0Liter SOHC, 8 Valves, Gasoline	09/1982 - 03/1987	4	1998	7
RF 2.0Liter SOHC, 16 Valves, Diesel	05/1983 -	4	1998	17
FEH1,FEH5 2.0Liter SOHC, Gasoline	01/1983 - 12/1987	4	1998	16
FET 2.2Liter SOHC, 8 Valves, Gasoline Turbocharged	01/1986 - 12/1987	4	1998	7
FE 2.0Liter SOHC, 8 Valves, Gasoline	04/1987 -	4	1998	10
Ford Duratec 120CI 2.0Liter DOHC, 16 Valves, Gasoline	01/2004 - 12/2010	4	2000	18
R2 2.2Liter SOHC, 8 Valves, Diesel	05/1983 -	4	2184	17
F2 2.2Liter SOHC, 8 Valves, Gasoline	01/1987 - 12/1993	4	2184	7

Engine-Code	Years	Cyl	CC	Line
F2L,F2G 2.2Liter SOHC, 12 Valves, Gasoline	01/1987 - 12/1993	4	2184	16
F2 2.2Liter SOHC, 12 Valves, Gasoline	01/1988 - 12/1992	4	2184	7
F2T 2.2Liter SOHC, 12 Valves, Gasoline Turbocharged	01/1988 - 12/1992	4	2184	7
KJ 2.6Liter DOHC, 24 Valves, Gasoline	01/1995 - 12/2002	6	2255	19
MZR,L3V,L3X 2.3Liter DOHC, 16 Valves, Gasoline	01/2003 - 12/2008	4	2260	20
Ford Duratec 140CI 2.3Liter DOHC, 16 Valves, Gasoline	01/2005 - 12/2008	4	2260	20
Ford 140CI 2.3Liter SOHC, 8 Valves, vin A, Gasoline	01/1994 - 12/1997	4	2295	21
Ford 153CI 2.5Liter SOHC, 8 Valves, vin C, Gasoline	01/1998 - 12/2001	4	2492	21
KL 2.5Liter DOHC, 24 Valves, Gasoline	01/1993 - 12/2002	6	2497	19
WL 2.5Liter SOHC, 8 Valves, Diesel Turbocharged	01/1996 -	4	2499	22
WLT 2.5Liter SOHC, Diesel	01/1999 - 12/2006	4	2499	22
XA 2.5Liter, 8 Valves, Diesel	01/1967 - 09/1980	0	2522	23
XA 2.5Liter, 8 Valves, Diesel	09/1980 - 04/1989	0	2522	23
AM1 2.6Liter SOHC, 8 Valves, Gasoline	01/1987 - 12/1988	4	2555	24
G6 2.6Liter SOHC, 12 Valves, Gasoline	01/1989 - 12/1994	4	2606	25
XB 2.7Liter, 8 Valves, Diesel	01/1971 - 08/1977	0	2701	23
JE,JE06,JE07 3.0Liter SOHC, 18 Valves, Gasoline	07/1977 - 12/1998	6	2954	26
JE39 3.0Liter SOHC, 18 Valves, Gasoline	01/1990 - 12/1991	6	2954	26
JE27 3.0Liter DOHC, 24 Valves, Gasoline	01/1990 - 12/1991	6	2954	26
JE48 3.0Liter DOHC, 24 Valves, Gasoline	01/1992 - 12/1995	6	2954	26
Ford Duratec 181CI 3.0Liter DOHC, 24 Valves, Gasoline	01/2001 - 12/2006	6	2968	27
Ford Vulcan 183CI 3.0Liter OHV, 12 Valves, vin U, Gasoline	01/1994 - 12/2007	6	2982	28
Ford Vulcan 183CI 3.0Liter OHV, 12 Valves, vin V, Flex	01/1999 - 12/2003	6	2982	28
Ford 245CI 4.0Liter OHV, 12 Valves, vin X, Gasoline	01/1990 - 12/2000	6	4016	29
245 4.0Liter SOHC, 12 Valves, vin E, Gasoline	01/2001 - 12/2008	6	4016	29

Mazda				Mazda			
King Set No.	Part No.	Qty.	Position	Crankshaft Diameter	Housing Diameter	Length	Wall Thickness
1	E1 1.1Liter SOHC, 8 Valves, Gasoline	05/1980 - 11/1986	1071 cc	70.00 X 69.60	4 cyl		1
	TC 1.3Liter SOHC, 8 Valves, Gasoline	01/1978 - 12/1985	1272 cc	73.00 X 76.00	4 cyl		
	E3 1.3Liter SOHC, 8 Valves, Gasoline	05/1980 - 12/1988	1296 cc	77.00 X 69.60	4 cyl		
	UC 1.4Liter SOHC, 8 Valves, Gasoline	12/1976 - 07/1990	1415 cc	77.00 X 76.00	4 cyl		
	D5 1.5Liter SOHC, 8 Valves, Gasoline	10/1985 -	1490 cc	77.00 X 80.00	4 cyl		
	E5 1.5Liter SOHC, 8 Valves, Gasoline	05/1980 - 12/1988	1490 cc	77.00 X 80.00	4 cyl		
CR4495AM STD/0.25/0.5/0.75/1.0	C4495	4 Pairs		1.5724/1.5730 39.939/39.954	1.6929/1.6935 43.000/43.015	0.668 16.97	0.0594 1.509
MB5510AM STD/0.25/0.5/0.75/1.0/1.25	M5510	5 Pairs		1.9661/1.9667 49.939/49.954	2.1260/2.1265 54.000/54.013	0.748 19.00	0.0793 2.014
TW 227AM STD	W 227D W 227E	2 Pairs		2.2350/2.2449 56.769/57.020	2.7067/2.7165 68.750/68.999	0.000 0.00	0.0787 1.999
2	B1 1.1Liter SOHC, 8 Valves, Gasoline	10/1985 -	1139 cc	68.00 X 78.40	4 cyl		2
	B3 1.3Liter SOHC, 8 Valves, Gasoline	12/1986 -	1324 cc	71.00 X 83.60	4 cyl		
	Z5-DE 1.5Liter DOHC, 16 Valves, Gasoline	01/1995 - 12/1998	1489 cc	75.30 X 83.60	4 cyl		
	B5 1.5Liter SOHC, 8 Valves, Gasoline	12/1986 -	1498 cc	78.00 X 78.40	4 cyl		
CR4495AM STD/0.25/0.5/0.75/1.0	C4495	4 Pairs		1.5724/1.5730 39.939/39.954	1.6929/1.6935 43.000/43.015	0.668 16.97	0.0594 1.509
MB5304AM STD/0.25/0.5/0.75/1.0 03/1989-	M5537 M5304L	5 Pairs	1,2,3,4, 5	1.9661/1.9668 49.939/49.957	2.1259/2.1267 53.998/54.018	0.689 17.50	0.0791 2.009

Mazda				Mazda			
							
King Set No.	Part No.	Qty.	Position	Crankshaft Diameter	Housing Diameter	Length	Wall Thickness
MB5537AM STD/0.25/0.5/0.75/1.0/1.25/1.5-03/1989	M5537	5 Pairs		1.9661/1.9668 49.939/49.957	2.1259/2.1267 53.998/54.018	0.689 17.50	0.0791 2.009
TW 133AM STD/0.25/0.5	W 133	1 Pair		2.2539/2.2638 57.249/57.501	2.7067/2.7165 68.750/68.999	0.000 0.00	0.1004 2.550
3	BJ 1.3Liter DOHC, 16 Valves, Gasoline	10/1986 -	1290 cc	78.00 X 67.50	4 cyl		3
	B6-2E,B6-ME 1.6Liter SOHC, 16 Valves, Gasoline	01/1992 - 12/1994	1597 cc	78.00 X 83.60	4 cyl		
	B6 1.6Liter SOHC, 8 Valves, Gasoline	09/1985 - 12/1994	1598 cc	78.00 X 83.60	4 cyl		
	B6ZE 1.6Liter DOHC, 16 Valves, Gasoline	01/1990 - 12/1995	1598 cc	78.00 X 83.60	4 cyl		
	B6T 1.6Liter DOHC, 16 Valves, Gasoline Turbocharged	01/1988 - 12/1995	1598 cc	78.00 X 83.60	4 cyl		
	BPE 1.8Liter SOHC, 16 Valves, Gasoline	01/1990 - 12/1999	1840 cc	83.00 X 85.00	4 cyl		
	BPD,BPZE 1.8Liter DOHC, 16 Valves, Gasoline	01/1990 - 12/2005	1840 cc	83.00 X 85.00	4 cyl		
CR4002AM STD/0.25/0.5/0.75/1.0	C4002	4 Pairs		1.7693/1.7699 44.940/44.955	1.8896/1.8904 47.996/48.016	0.668 16.97	0.0594 1.509
MB5304AM STD/0.25/0.5/0.75/1.0 1986-	M5537 M5304L	5 Pairs	1,2,3,4, 5	1.9661/1.9668 49.939/49.957	2.1259/2.1267 53.998/54.018	0.689 17.50	0.0791 2.009
MB5537AM STD/0.25/0.5/0.75/1.0/1.25/1.5 1985-1986	M5537	5 Pairs		1.9661/1.9668 49.939/49.957	2.1259/2.1267 53.998/54.018	0.689 17.50	0.0791 2.009
TW 133AM STD/0.25/0.5	W 133	1 Pair		2.2539/2.2638 57.249/57.501	2.7067/2.7165 68.750/68.999	0.000 0.00	0.1004 2.550
4	UB 1.5Liter SOHC, 8 Valves, Gasoline	05/1970 - 07/1973	1490 cc	78.00 X 78.00	4 cyl		4
	VC 1.8Liter SOHC, 8 Valves, Gasoline	04/1973 - 08/1986	1769 cc	80.00 X 88.00	4 cyl		
CR4159AM STD/0.25/0.5/0.75/1.0/1.25/1.5 1980-1986	C4159	4 Pairs		2.0843/2.0840 52.941/52.934	2.2049/2.2055 56.004/56.020	0.823 20.90	0.0595 1.511
CS 314BB							
MB 572AM STD/0.25/0.5/0.75/1.25	M 572/1	3 Pairs	1,2,4	2.4779/2.4785 62.939/62.954	2.6378/2.6386 67.000/67.020	0.713 18.10	0.0791 2.009
	M 572/3U M 572/3L	2 Pairs	3,5	2.4779/2.4785 62.939/62.954	2.6378/2.6386 67.000/67.020	0.949 24.10	0.0791 2.009
TW 222AM STD/0.125/0.25	W 222D W 222E	2 Pairs		2.8150/2.8248 71.501/71.750	3.4016/3.4114 86.401/86.650	0.000 0.00	0.0807 2.050
5	DV6 TED4 9HY/Z 1.6Liter DOHC, 16 Valves, Diesel	01/2006 -	1560 cc	75.00 X 88.30	4 cyl		5
CR4503SX STD/0.3/0.5/0.8	C4503	4 Pairs		1.8494/1.8500 46.975/46.990	1.9943/1.9950 50.655/50.673	0.669 17.00	0.0716 1.819
MB5399SI STD/0.3/0.5/0.8/1.0	M5399U	5 Halves		1.9670/1.9678 49.962/49.982	2.1124/2.1131 53.655/53.673	0.784 19.90	0.0724 1.839
	M5399L	5 Halves		1.9670/1.9678 49.962/49.982	2.1124/2.1131 53.655/53.673	0.805 20.45	0.0719 1.826
TW 179AM STD/0.10/0.15/0.25	W 179	1 Pair		2.1732/2.1843 55.199/55.481	2.8091/2.8228 71.351/71.699	0.000 0.00	0.0960 2.438

Mazda				Mazda			
King Set No.	Part No.	Qty.	Position	Crankshaft Diameter	Housing Diameter	Length	Wall Thickness
6	NA 1.6Liter SOHC, 8 Valves, Gasoline	01/1970 - 12/1984	1586 cc	78.00 X 83.00	4 cyl		6
CR4159AM STD/0.25/0.5/0.75/1.0/1.25/1.5	C4159	4 Pairs		2.0843/2.0840 52.941/52.934	2.2049/2.2055 56.004/56.020	0.823 20.90	0.0595 1.511
CS 314BB							
MB 572AM STD/0.25/0.5/0.75/1.25	M 572/1	3 Pairs	1,2,4	2.4779/2.4785 62.939/62.954	2.6378/2.6386 67.000/67.020	0.713 18.10	0.0791 2.009
	M 572/3U M 572/3L	2 Pairs	3,5	2.4779/2.4785 62.939/62.954	2.6378/2.6386 67.000/67.020	0.949 24.10	0.0791 2.009
TW 222AM STD/0.125/0.25	W 222D W 222E	2 Pairs		2.8150/2.8248 71.501/71.750	3.4016/3.4114 86.401/86.650	0.000 0.00	0.0807 2.050
7	F6 1.6Liter SOHC, 8 Valves, Gasoline	09/1982 - 03/1987	1587 cc	81.00 X 77.00	4 cyl		7
	F8 1.8Liter SOHC, 8 Valves, Gasoline	10/1982 - 03/1987	1789 cc	86.00 X 77.00	4 cyl		
	FE 2.0Liter SOHC, 8 Valves, Gasoline	09/1982 - 03/1987	1998 cc	86.00 X 86.00	4 cyl		
	FET 2.2Liter SOHC, 8 Valves, Gasoline Turbocharged	01/1986 - 12/1987	1998 cc	86.00 X 86.00	4 cyl		
	F2 2.2Liter SOHC, 8 Valves, Gasoline	01/1987 - 12/1993	2184 cc	86.00 X 94.00	4 cyl		
	F2 2.2Liter SOHC, 12 Valves, Gasoline	01/1988 - 12/1992	2184 cc	86.00 X 94.00	4 cyl		
	F2T 2.2Liter SOHC, 12 Valves, Gasoline Turbocharged	01/1988 - 12/1992	2184 cc	86.00 X 94.00	4 cyl		
CR 405AM STD/0.25/0.5/0.75/1.0/1.25/1.5	C 405	4 Pairs		2.0055/2.0059 50.940/50.950	2.1259/2.1267 53.998/54.018	0.831 21.10	0.0594 1.509
MB5528AM crank flange length mm STD 27.99/27.94 0.25 28.09/28.04 0.5 28.24/28.19 0.75 28.24/28.19 1.0 28.49/28.44 1.25 28.49/28.44 1.5 28.49/28.44	M5528	4 Pairs	1,2,4,5	2.3598/2.3608 59.939/59.964	2.5196/2.5204 63.998/64.018	0.752 19.10	0.0791 2.009
	F5528 M5528	1 Pair	3	2.3598/2.3608 59.939/59.964	2.5196/2.5204 63.998/64.018	1.106 28.09	0.0791 2.009
MB5225AM Optional to MB5528AM (flange STD) crank flange length mm STD 27.99/27.94 0.25 28.02/27.97 0.5 28.02/27.97 0.75 28.02/27.97 1.0 28.02/27.97	M5528	4 Pairs	1,2,4,5	2.3598/2.3608 59.939/59.964	2.5196/2.5204 63.998/64.018	0.752 19.10	0.0791 2.009
	F5225 M5528	1 Pair	3	2.3598/2.3608 59.939/59.964	2.5196/2.5204 63.998/64.018	1.106 28.09	0.0791 2.009
8	Z6 1.6Liter DOHC, 16 Valves, Gasoline		1598 cc	78.00 X 83.60	4 cyl		8
CR4366SI STD/0.25/0.5	C4366	4 Pairs		0.0000 0.000	2.0009 50.823	0.658 16.70	0.0598 1.519
9	ZM 1.6Liter DOHC, 16 Valves, Gasoline	01/1999 - 12/2002	1598 cc	78.00 X 83.60	4 cyl		9
CR4002AM STD/0.25/0.5/0.75/1.0	C4002	4 Pairs		1.7693/1.7699 44.940/44.955	1.8896/1.8904 47.996/48.016	0.668 16.97	0.0594 1.509
MB5537AM STD/0.25/0.5/0.75/1.0/1.25/1.5	M5537	5 Pairs		1.9661/1.9668 49.939/49.957	2.1259/2.1267 53.998/54.018	0.689 17.50	0.0791 2.009
TW 133AM STD/0.25/0.5	W 133	1 Pair		2.2539/2.2638 57.249/57.501	2.7067/2.7165 68.750/68.999	0.000 0.00	0.1004 2.550

Mazda				Mazda			
King Set No.	Part No.	Qty.	Position	Crankshaft Diameter	Housing Diameter	Length	Wall Thickness
10	F8 1.8Liter SOHC, 8 Valves, Gasoline	01/1990 -	1789 cc	86.00 X 77.00	4 cyl		10
	FE 2.0Liter SOHC, 8 Valves, Gasoline	04/1987 -	1998 cc	86.00 X 86.00	4 cyl		
CR4096AM STD/0.25/0.5/0.75/1.25/1.5	C4096	4 Pairs		2.0055/2.0062 50.940/50.957	2.1259/2.1267 53.998/54.018	0.831 21.10	0.0594 1.509
11	VB 1.8Liter SOHC, 8 Valves, Gasoline	10/1968 - 12/1978	1796 cc	78.00 X 94.00	4 cyl		11
	MA 2.0Liter SOHC, 8 Valves, Gasoline	03/1977 - 04/1989	1970 cc	80.00 X 89.00	4 cyl		
CR4485AM STD/0.25/0.5/0.75/1.0	C4485	4 Pairs		2.0843/2.0848 52.941/52.954	2.2047/2.2055 55.999/56.020	0.865 21.97	0.0594 1.509
CS 314BB							
MB 572AM STD/0.25/0.5/0.75/1.25	M 572/1	3 Pairs	1,2,4	2.4779/2.4785 62.939/62.954	2.6378/2.6386 67.000/67.020	0.713 18.10	0.0791 2.009
	M 572/3U M 572/3L	2 Pairs	3,5	2.4779/2.4785 62.939/62.954	2.6378/2.6386 67.000/67.020	0.949 24.10	0.0791 2.009
TW 222AM STD/1.25/0.25	W 222D W 222E	2 Pairs		2.8150/2.8248 71.501/71.750	3.4016/3.4114 86.401/86.650	0.000 0.00	0.0807 2.050
12	FP 1.8Liter DOHC, 16 Valves, Gasoline	01/1999 - 12/2000	1840 cc	83.00 X 85.00	4 cyl		12
	FS 2.0Liter DOHC, 16 Valves, Gasoline	01/1993 - 12/2003	1991 cc	83.00 X 92.00	4 cyl		
CR4105AM STD/0.25/0.5/0.75/1.0	C4105	4 Pairs		1.8874/1.8880 47.940/47.955	2.0079/2.0085 51.001/51.016	0.673 17.10	0.0596 1.514
MB5171AM STD/0.25/0.5/0.75/1.0	M5171U M5171L	5 Pairs		2.2022/2.2030 55.936/55.956	2.3622/2.3630 60.000/60.020	0.693 17.60	0.0792 2.012
TW 156AM STD/0.25	W 156	1 Pair		2.4409/2.4508 61.999/62.250	3.2028/3.2126 81.351/81.600	0.000 0.00	0.1004 2.550
13	K8-ZE 1.8Liter DOHC, 24 Valves, Gasoline	01/1992 - 12/1994	1845 cc	75.00 X 69.90	6 cyl		13
	MB 496AM STD/0.25/0.5/0.75/1.0	M 496/1U M 496/1L	3 Pairs	2.4386/2.4392 61.940/61.956	2.6356/2.6367 66.944/66.972	0.708 17.98	
	M 496/2U M 496/2L	1 Pair		2.4386/2.4392 61.940/61.956	2.6356/2.6367 66.944/66.972	0.864 21.95	0.0988 2.510
TW 256AM STD	W 256D W 256E	2 Pairs		2.6772/2.6870 68.001/68.250	3.1496/3.1594 80.000/80.249	0.000 0.00	0.0810 2.057
14	VA 2.0Liter, 8 Valves, Gasoline	06/1971 - 12/1988	1985 cc	82.00 X 94.00	4 cyl		14
CR4159AM STD/0.25/0.5/0.75/1.0/1.25/1.5	C4159	4 Pairs		2.0843/2.0840 52.941/52.934	2.2049/2.2055 56.004/56.020	0.823 20.90	0.0595 1.511
MB 572AM STD/0.25/0.5/0.75/1.25	M 572/1	3 Pairs	1,2,4	2.4779/2.4785 62.939/62.954	2.6378/2.6386 67.000/67.020	0.713 18.10	0.0791 2.009
	M 572/3U M 572/3L	2 Pairs	3,5	2.4779/2.4785 62.939/62.954	2.6378/2.6386 67.000/67.020	0.949 24.10	0.0791 2.009
15	Ford Zetec 122CI 2.0Liter DOHC, 16 Valves, Gasoline	01/2001 - 12/2004	1989 cc	84.80 X 87.90	4 cyl		15
CR4150SI STD/0.25/0.5/0.75/1.0	C4150	4 Pairs		1.8461/1.8469 46.891/46.911	1.9642/1.9650 49.891/49.911	0.805 20.45	0.0581 1.476
MB5008SI	M5008U M5008L	4 Pairs	1,2,4,5	2.2827/2.2834 57.981/57.998	2.4523/2.4527 62.288/62.299	0.770 19.55	0.0839 2.131
	F5008 M5008L	1 Pair	3	2.2827/2.2834 57.981/57.998	2.4523/2.4527 62.288/62.299	0.976 24.80	0.0839 2.131

Mazda				Mazda			
King Set No.	Part No.	Qty.	Position	Crankshaft Diameter	Housing Diameter	Length	Wall Thickness
16	FEH1,FEH5 2.0Liter SOHC, Gasoline	01/1983 - 12/1987	1998 cc	86.00 X 86.00	4 cyl		16
	F2L,F2G 2.2Liter SOHC, 12 Valves, Gasoline	01/1987 - 12/1993	2184 cc	86.00 X 94.00	4 cyl		
CR 405AM STD/0.25/0.5/0.75/1.0/1.25/1.5	C 405	4 Pairs		2.0055/2.0059 50.940/50.950	2.1259/2.1267 53.998/54.018	0.831 21.10	0.0594 1.509
MB5528AM crank flange length mm STD 27.99/27.94 0.25 28.09/28.04 0.5 28.24/28.19 0.75 28.24/28.19 1.0 28.49/28.44 1.25 28.49/28.44 1.5 28.49/28.44	M5528	4 Pairs	1,2,4,5	2.3598/2.3608 59.939/59.964	2.5196/2.5204 63.998/64.018	0.752 19.10	0.0791 2.009
	F5528	1 Pair	3	2.3598/2.3608 59.939/59.964	2.5196/2.5204 63.998/64.018	1.106 28.09	0.0791 2.009
	M5528						
MB5225AM Optional to MB5528AM (flange STD) crank flange length mm STD 27.99/27.94 0.25 28.02/27.97 0.5 28.02/27.97 0.75 28.02/27.97 1.0 28.02/27.97	M5528	4 Pairs	1,2,4,5	2.3598/2.3608 59.939/59.964	2.5196/2.5204 63.998/64.018	0.752 19.10	0.0791 2.009
	F5225	1 Pair	3	2.3598/2.3608 59.939/59.964	2.5196/2.5204 63.998/64.018	1.106 28.09	0.0791 2.009
	M5528						
17	RF 2.0Liter SOHC, 16 Valves, Diesel	05/1983 -	1998 cc	86.00 X 86.00	4 cyl		17
	R2 2.2Liter SOHC, 8 Valves, Diesel	05/1983 -	2184 cc	86.00 X 94.00	4 cyl		
CR 405AM STD/0.25/0.5/0.75/1.0/1.25/1.5 -06/1986	C 405	4 Pairs		2.0055/2.0059 50.940/50.950	2.1259/2.1267 53.998/54.018	0.831 21.10	0.0594 1.509
MB5158AM STD/0.25/0.5/0.75/1.0/1.25/1.5	M5158/1	4 Pairs	1,2,4,5	2.3598/2.3604 59.939/59.954	2.5197/2.5204 64.000/64.018	0.748 19.00	0.0791 2.009
	M5158/3	1 Pair	3	2.3598/2.3604 59.939/59.954	2.5197/2.5204 64.000/64.018	0.827 21.00	0.0791 2.009
TW 268AM STD/0.25/0.5	W 268	2 Pairs		2.7260 69.240	3.3230 84.404	0.000 0.00	0.0807 2.050
18	Ford Duratec 120CI 2.0Liter DOHC, 16 Valves, Gasoline	01/2004 - 12/2010	2000 cc	84.80 X 88.00	4 cyl		18
CR4515SI STD/0.25/0.5/0.75/1.0	C4515	4 Pairs		1.8496/1.8504 46.980/47.000	1.9695/1.9703 50.025/50.046	0.654 16.60	0.0592 1.504
MB5442SI STD/0.25/0.5/0.75/1.0	M5442U M5442L	4 Pairs	1,2,4,5	2.0464/2.0472 51.979/51.999	2.2448/2.2455 57.018/57.036	0.752 19.10	0.0986 2.504
	MK5442 M5442L	1 Pair	3	2.0464/2.0472 51.979/51.999	2.2448/2.2455 57.018/57.036	1.018 25.85	0.0986 2.504
CR4515XP STD/STDX/0.25/0.25 Optional to CR4515SI (Race bearings, Tri-metal [pMax Black])	C4515-PR	4 Pairs		1.8496/1.8504 46.980/47.000	1.9695/1.9703 50.025/50.046	0.654 16.60	0.0592 1.504
19	KJ 2.6Liter DOHC, 24 Valves, Gasoline	01/1995 - 12/2002	2255 cc	80.30 X 74.20	6 cyl		19
	KL 2.5Liter DOHC, 24 Valves, Gasoline	01/1993 - 12/2002	2497 cc	84.50 X 74.20	6 cyl		
CR6655AM STD/0.25/0.5/0.75/1.0	C6655	6 Pairs		2.0839/2.0848 52.931/52.954	2.2047/2.2055 55.999/56.020	0.668 16.97	0.0596 1.514
MB 496AM STD/0.25/0.5/0.75/1.0	M 496/1U M 496/1L	3 Pairs		2.4386/2.4392 61.940/61.956	2.6356/2.6367 66.944/66.972	0.708 17.98	0.0988 2.510
	M 496/2U M 496/2L	1 Pair		2.4386/2.4392 61.940/61.956	2.6356/2.6367 66.944/66.972	0.864 21.95	0.0988 2.510
TW 256AM STD	W 256D W 256E	2 Pairs		2.6772/2.6870 68.001/68.250	3.1496/3.1594 80.000/80.249	0.000 0.00	0.0810 2.057

Mazda				Mazda			
King Set No.	Part No.	Qty.	Position	Crankshaft Diameter	Housing Diameter	Length	Wall Thickness
20	Ford Duratec 140CI 2.3Liter DOHC, 16 Valves, Gasoline	01/2005 - 12/2008	2260 cc	87.40 X 94.00	4 cyl		20
	MZR,L3V,L3X 2.3Liter DOHC, 16 Valves, Gasoline	01/2003 - 12/2008	2260 cc	87.40 X 94.00	4 cyl		
CR4507SI STD/0.25/0.5/0.75/1.0	C4507	4 Pairs		1.9677/1.9685 49.980/50.000	2.0876/2.0884 53.025/53.045	0.669 17.00	0.0590 1.499
MB5442SI STD/0.25/0.5/0.75/1.0	M5442U M5442L	4 Pairs	1,2,4,5	2.0464/2.0472 51.979/51.999	2.2448/2.2455 57.018/57.036	0.752 19.10	0.0986 2.504
	MK5442 M5442L	1 Pair	3	2.0464/2.0472 51.979/51.999	2.2448/2.2455 57.018/57.036	1.018 25.85	0.0986 2.504
CR4507XP STD/STDX/.025/0.25 Optional to CR4507SI (Race bearings, Tri-metal [pMax Black])	C4507-PR	4 Pairs		1.9677/1.9685 49.980/50.000	2.0876/2.0884 53.025/53.045	0.669 17.00	0.0591 1.501
21	Ford 140CI 2.3Liter SOHC, 8 Valves, vin A, Gasoline	01/1994 - 12/1997	2295 cc	96.01 X 79.50	4 cyl		21
	Ford 153CI 2.5Liter SOHC, 8 Valves, vin C, Gasoline	01/1998 - 12/2001	2492 cc	96.00 X 86.30	4 cyl		
CR4476SI STD/0.25/0.5/0.75/1.0/1.5	C4476	4 Pairs		2.0465/2.0472 51.981/51.999	2.1720/2.1728 55.169/55.189	0.799 20.30	0.0623 1.582
MB5278AM 1988-1997 crank flange length mm STD 30.35/30.30 0.25 30.38/30.33 0.5 30.38/30.33 0.75 30.38/30.33 1.0 30.38/30.33	M5278U M5278L	4 Pairs	1,2,4,5	2.2051/2.2059 56.010/56.030	2.3971/2.3979 60.886/60.907	0.949 24.10	0.0954 2.423
	F5278 M5278L	1 Pair	3	2.2051/2.2059 56.010/56.030	2.3971/2.3979 60.886/60.907	1.199 30.45	0.0954 2.423
MB5278XP Optional to MB5278AM (Race bearings, Tri-metal [pMax Black]) crank flange length mm STD 30.35/30.30 010 30.35/30.30 020 30.35/30.30	M5278U-PR M5278L-PR	4 Pairs	1,2,4,5	2.2051/2.2059 56.010/56.030	2.3971/2.3979 60.886/60.907	0.949 24.10	0.0954 2.423
	F5278-PR M5278L-PR	1 Pair	3	2.2051/2.2059 56.010/56.030	2.3971/2.3979 60.886/60.907	1.199 30.45	0.0954 2.423
22	WL 2.5Liter SOHC, 8 Valves, Diesel Turbocharged	01/1996 -	2499 cc	93.00 X 92.00	4 cyl		22
	WLT 2.5Liter SOHC, Diesel	01/1999 - 12/2006	2499 cc	93.00 X 92.00	4 cyl		
CR4285CP STD/0.25/0.5	C4285	4 Pairs		2.1636 54.955	2.2834/2.2843 57.998/58.021	0.929 23.60	0.0592 1.504
MB5312AM STD/0.25/0.5/0.75/1.0	M5312U M5312L	5 Pairs	1,2,3,4,5	2.6360 66.954	2.7961 71.021	0.890 22.60	0.0787 1.999
TW 269AM STD/0.25	W 269	2 Pairs		2.9488/2.9587 74.900/75.151	3.5965/3.6063 91.351/91.600	0.000 0.00	0.0980 2.489
23	XA 2.5Liter, 8 Valves, Diesel	01/1967 - 09/1980	2522 cc		0 cyl		23
	XA 2.5Liter, 8 Valves, Diesel	09/1980 - 04/1989	2522 cc		0 cyl		
	XB 2.7Liter, 8 Valves, Diesel	01/1971 - 08/1977	2701 cc		0 cyl		
CR4417CP STD/0.25/0.5	C4417	4 Pairs		2.2485/2.2490 57.112/57.125	2.3950/2.3955 60.833/60.846	1.126 28.60	0.0721 1.831
MB5311CP STD/0.25/0.5	M5311	5 Pairs	1,2,3,4,5	2.7485/2.7490 69.812/69.825	2.9160/2.9170 74.066/74.092	1.126 28.60	0.0827 2.101

Mazda				Mazda			
King Set No.	Part No.	Qty.	Position	Crankshaft Diameter	Housing Diameter	Length	Wall Thickness
24	AM1 2.6Liter SOHC, 8 Valves, Gasoline	01/1987 - 12/1988	2555 cc	91.10 X 98.00	4 cyl		24
CR4466AM STD/0.25/0.5/0.75/1.0/1.5	C4466	4 Pairs		2.0858/2.0866 52.979/53.000	2.2047/2.2055 55.999/56.020	0.982 24.95	0.0589 1.496
MB5195AM crank flange length mm STD 30.96/30.91 0.25 31.06/31.01 0.5 31.21/31.16 0.75 31.21/31.16 1.0 31.46/31.41	M 546U M 546L	4 Pairs	1,2,4,5	2.3614/2.3622 59.980/60.000	2.5197/2.5205 64.000/64.021	0.988 25.10	0.0784 1.991
	F5195	1 Pair	3	2.3614/2.3622 59.980/60.000	2.5197/2.5205 64.000/64.021	1.223 31.06	0.0784 1.991
CR4586XP STD/STDx/0.25 Optional to CR4466AM (Race bearings, Tri-metal [pMax Black])	C4586-PR	4 Pairs		2.0454/2.0461 51.953/51.971	2.1654/2.1657 55.001/55.009	0.669 17.00	0.0591 1.501
MB 546AM Optional to MB5195AM (flange STD) crank flange length mm STD 30.96/30.91 0.25 30.99/30.94 0.5 30.99/30.94 0.75 30.99/30.94 1.0 30.99/30.94	M 546U M 546L	4 Pairs	1,2,4,5	2.3614/2.3622 59.980/60.000	2.5197/2.5205 64.000/64.021	0.988 25.10	0.0784 1.991
	F 546	1 Pair	3	2.3614/2.3622 59.980/60.000	2.5197/2.5205 64.000/64.021	1.223 31.06	0.0784 1.991
25	G6 2.6Liter SOHC, 12 Valves, Gasoline	01/1989 - 12/1994	2606 cc	92.00 X 98.00	4 cyl		25
CR4096AM STD/0.25/0.5/0.75/1.25/1.5	C4096	4 Pairs		2.0055/2.0062 50.940/50.957	2.1259/2.1267 53.998/54.018	0.831 21.10	0.0594 1.509
MB5139AM crank flange length mm STD 25.96/25.91 0.25 26.06/26.01 0.5 26.21/26.16	M5139U M5139L	4 Pairs	1,2,4,5	2.3598/2.3602 59.939/59.949	2.5196/2.5204 63.998/64.018	0.791 20.10	0.0791 2.009
	F5139 M5139L	1 Pair	3	2.3598/2.3602 59.939/59.949	2.5196/2.5204 63.998/64.018	1.026 26.06	0.0791 2.009
MB5226AM Optional to MB5139AM (flange STD) crank flange length mm STD 25.96/25.91 0.25 25.99/25.94 0.5 25.99/25.94 0.75 25.99/25.94 1.0 25.99/25.94	M5139U M5139L	4 Pairs	1,2,4,5	2.3598/2.3602 59.939/59.949	2.5196/2.5204 63.998/64.018	0.791 20.10	0.0791 2.009
	F5226 M5139L	1 Pair	3	2.3598/2.3602 59.939/59.949	2.5196/2.5204 63.998/64.018	1.026 26.06	0.0791 2.009
26	JE,JE06,JE07 3.0Liter SOHC, 18 Valves, Gasoline	07/1977 - 12/1998	2954 cc	90.00 X 77.00	6 cyl		26
	JE27 3.0Liter DOHC, 24 Valves, Gasoline	01/1990 - 12/1991	2954 cc	90.00 X 77.00	6 cyl		
	JE48 3.0Liter DOHC, 24 Valves, Gasoline	01/1992 - 12/1995	2954 cc	90.00 X 77.00	6 cyl		
	JE39 3.0Liter SOHC, 18 Valves, Gasoline	01/1990 - 12/1991	2954 cc	90.00 X 77.00	6 cyl		
CR6655AM STD/0.25/0.5/0.75/1.0	C6655	6 Pairs		2.0839/2.0848 52.931/52.954	2.2047/2.2055 55.999/56.020	0.668 16.97	0.0596 1.514
MB 474AM STD/0.25/0.5/0.75/1.0	M 474U M 474L	4 Pairs		2.4386/2.4392 61.940/61.956	2.5984/2.5992 65.999/66.020	0.708 17.98	0.0791 2.009
TW 256AM STD	W 256D W 256E	2 Pairs		2.6772/2.6870 68.001/68.250	3.1496/3.1594 80.000/80.249	0.000 0.00	0.0810 2.057
27	Ford Duratec 181CI 3.0Liter DOHC, 24 Valves, Gasoline	01/2001 - 12/2006	2968 cc	89.00 X 79.50	6 cyl		27
CR6751SI STD/0.25/0.5/0.75/1.0	C6751	6 Pairs		1.9674/1.9681 49.972/49.990	2.0872/2.0880 53.015/53.035	0.707 17.95	0.0592 1.504

Mazda				Mazda			
King Set No.	Part No.	Qty.	Position	Crankshaft Diameter	Housing Diameter	Length	Wall Thickness
MB4056SI contains thrustwashers crank flange length mm STD 22.31/22.26 0.25 22.34/22.29 0.5 22.34/22.29 0.75 22.34/22.29 1.0 22.34/22.29	M4056U M4056L	3 Pairs	1,2,4	2.4791/2.4800 62.969/62.992	2.6771/2.6780 67.998/68.021	0.705 17.90	0.0985 2.502
	M4056U F4056L	1 Pair	3	2.4791/2.4800 62.969/62.992	2.6771/2.6780 67.998/68.021	0.882 22.41	0.0985 2.502
	W4056	1 Half	3	0.0000 0.000	0.0000 0.000	0.004 0.10	0.0767 1.948
28	Ford Vulcan 183CI 3.0Liter OHV, 12 Valves, vin U, Gasoline	01/1994 - 12/2007	2982 cc	89.00 X 80.00	6 cyl		28
	Ford Vulcan 183CI 3.0Liter OHV, 12 Valves, vin V, Flex	01/1999 - 12/2003	2982 cc	89.00 X 80.00	6 cyl		
CR 691SI STD/0.25/0.5/0.75/1.0	C 691	6 Pairs		2.1253/2.1261 53.983/54.003	2.2500/2.2508 57.150/57.170	0.757 19.23	0.0616 1.565
CS 425BB							
MB 459SI crank flange length mm STD 25.65/25.60 0.25 25.68/25.63 0.5 25.68/25.63 0.75 25.68/25.63	M 459/1U M 459/1L	2 Pairs	1,2	2.5190/2.5198 63.983/64.003	2.7120/2.7127 68.885/68.903	0.735 18.67	0.0958 2.433
	M 459/4U M 459/4L	1 Pair	4	2.5190/2.5198 63.983/64.003	2.7120/2.7127 68.885/68.903	1.062 26.98	0.0958 2.433
	F 459U F 459L	1 Pair	3	2.5190/2.5198 63.983/64.003	2.7120/2.7127 68.885/68.903	1.014 25.75	0.0958 2.433
29	Ford 245CI 4.0Liter OHV, 12 Valves, vin X, Gasoline	01/1990 - 12/2000	4016 cc	104.00 X 84.30	6 cyl		29
	245 4.0Liter SOHC, 12 Valves, vin E, Gasoline	01/2001 - 12/2008	4016 cc	100.40 X 84.30	6 cyl		
CR 642SI STD/010/020/030/040	C 642	6 Pairs		2.1252/2.1260 53.980/54.000	2.2370/2.2378 56.820/56.840	0.648 16.45	0.0552 1.402
MB4023SI crank flange length mm STD 26.29/26.24 010 26.29/26.24 020 26.29/26.24 030 26.29/26.24 040 26.29/26.24	M4023U M4023L	3 Pairs	1,2,4	2.2433/2.2441 56.980/57.000	2.3866/2.3874 60.620/60.640	0.849 21.57	0.0710 1.803
	F4023U F4023L	1 Pair	3	2.2433/2.2441 56.980/57.000	2.3866/2.3874 60.620/60.640	1.039 26.39	0.0710 1.803

Engine Index: Mercedes-Benz

Engine-Code	Years	Cyl	CC	Line
M166.940 1.4Liter OHC	07/1997 - 08/2004	4	1397	1
M166.960 1.6Liter OHC	07/1997 - 08/2004	4	1598	1
M 136 1.8Liter		4	1767	2
OM 636 1.8Liter		4	1767	2
M 271.921 1.8Liter DOHC, 16 Valves, Gasoline	03/2001 - 06/2011	4	1796	3
M 271.941 1.8Liter DOHC, 16 Valves, Gasoline	03/2002 - 07/2009	4	1796	3
M 271.944 1.8Liter DOHC, 16 Valves, Gasoline	03/2004 -	4	1796	3
M 102.910 1.8Liter SOHC/OHC, 8 Valves, Gasoline	10/1982 - 08/1993	4	1797	4
M 111.920 1.8Liter DOHC, 16 Valves, Gasoline	03/1993 - 03/2001	4	1799	5
M166.990 1.9Liter	03/1999 - 08/2004	4	1898	1
OM 615.940 2.0Liter SOHC/OHC, 8 Valves, Diesel	01/1976 - 12/1985	4	1987	6
OM 615.970 2.0Liter OM 615, SOHC/OHC, 8 Valves, Diesel	02/1988 - 02/1996	4	1987	6
M 115.926 2.0Liter SOHC/OHC, 8 Valves, Gasoline	08/1959 - 01/1977	4	1988	7
M 115.938 2.0Liter SOHC/OHC, 8 Valves, Gasoline	01/1976 - 12/1985	4	1988	7









Engine-Code	Years	Cyl	CC	Line
M 102.924 2.0Liter SOHC/OHC, 8 Valves, Gasoline	10/1982 - 08/1993	4	1996	8
M 102.965 2.0Liter SOHC/OHC, 8 Valves, Gasoline	09/1989 -	4	1996	4
M 102.939 2.0Liter SOHC/OHC, 8 Valves, Gasoline	01/1976 - 12/1985	4	1997	10
OM 601.911 2.0Liter SOHC/OHC, 8 Valves, Diesel	10/1982 - 08/1993	4	1997	9
OM 601.913 2.0Liter SOHC/OHC, 8 Valves, Diesel	03/1993 - 05/2000	4	1997	9
OM 604.915 2.0Liter DOHC, 16 Valves, Diesel	03/1993 - 03/2002	4	1997	9
M 111.940 2.0Liter DOHC, 16 Valves, Gasoline	12/1984 - 03/1998	4	1998	5
M 111.945 2.0Liter DOHC, 16 Valves, Gasoline	03/1993 - 07/2002	4	1998	5
M 111.950 2.0Liter DOHC, 16 Valves, Gasoline	02/1996 - 07/2003	4	1998	5
M 111.955 2.0Liter DOHC, 16 Valves, Gasoline	05/2000 - 06/2011	4	1998	5
M166.995 2.0Liter		4	2084	1
OM 611.987 2.1Liter DOHC, 16 Valves, Diesel Turbocharged		4	2148	11
OM 611.962 2.1Liter DOHC, 16 Valves, Diesel Turbocharged		4	2148	11
OM 611.981 2.1Liter DOHC, 16 Valves, Diesel Turbocharged		4	2148	11
OM 646.983 2.1Liter DOHC, 4 Valves, Diesel Turbocharged		4	2148	11
OM 646.951 2.1Liter DOHC, 16 Valves, Diesel Turbocharged		4	2148	11
OM 611.961 2.1Liter DOHC, 16 Valves, Diesel Turbocharged	98/1919 - 02/1920	4	2148	11
OM 646.961 2.2Liter DOHC, 16 Valves, Diesel Turbocharged	02/1920 -	4	2148	12
OM 646.982 2.2Liter 16 Valves, Diesel Turbocharged	03/1920 -	4	2148	12
OM 646.990 2.2Liter DOHC, 4 Valves, Diesel Turbocharged	06/1920 - 09/1920	4	2148	12
OM 646.984 2.2Liter DOHC, 16 Valves, Diesel Turbocharged	06/1920 - 10/1920	4	2148	11
OM 646.985 2.2Liter DOHC, 16 Valves, Diesel Turbocharged	06/1920 - 10/1920	4	2148	12
OM 646.986 2.2Liter DOHC, 16 Valves, Diesel Turbocharged	06/1920 - 10/1920	4	2148	12
OM 646.989 2.2Liter DOHC, 4 Valves, Diesel Turbocharged	06/1920 - 10/1920	4	2148	12
OM 646.812 2.1Liter DOHC, Diesel	07/1920 - 10/1920	4	2148	11
OM 646.962 2.2Liter DOHC, 16 Valves, Diesel Turbocharged	08/1920 - 11/1920	4	2148	11
OM 646.963 2.2Liter 16 Valves, Diesel Turbocharged	08/1920 - 11/1920	4	2148	12
OM 611.981 2.2Liter DOHC, 16 Valves, Diesel Turbocharged	01/1995 - 05/2006	4	2148	11
OM 646.966 2.2Liter DOHC, 16 Valves, Diesel Turbocharged	06/2002 -	4	2148	12
OM 646.981 2.1Liter DOHC, 16 Valves, Diesel Turbocharged	08/2006 -	4	2148	11
OM646.820 2.1Liter 16 Valves, Diesel Turbocharged	04/2006 - 12/2008	4	2148	12
OM 646.811 2.2Liter Diesel Turbocharged	01/2009 - 12/2007	4	2148	12
OM 611.960 2.2Liter DOHC, 16 Valves, Diesel Turbocharged		4	2151	12
OM 611.980 2.2Liter DOHC, 16 Valves, Diesel Turbocharged		4	2151	12
OM 611.960 2.2Liter DOHC, 16 Valves, Diesel Turbocharged	03/1993 - 03/2001	4	2151	12
OM 646.821 2.2Liter DOHC, 16 Valves, Diesel Turbocharged	03/2002 - 07/2009	4	2151	12
OM 604.910 2.2Liter DOHC, 16 Valves, Diesel	03/1993 - 03/2002	4	2155	9
OM 615.910 2.2Liter OM 615, SOHC/OHC, 8 Valves, Diesel	01/1968 - 02/1989	4	2197	13
M 115.921 2.2Liter M 115, SOHC/OHC, 8 Valves, Gasoline	01/1968 - 02/1989	4	2197	7
OM 615.937 2.2Liter OM 615, SOHC/OHC, 8 Valves, Diesel	02/1973 - 12/1977	4	2197	6
M 111.960 2.2Liter DOHC, 16 Valves, Gasoline	12/1984 - 03/1998	4	2199	5
M 111.961 2.2Liter DOHC, 16 Valves, Gasoline	03/1993 - 05/2000	4	2199	5
M 111.975 2.3Liter DOHC, 16 Valves, Gasoline	03/1993 - 07/2002	4	2295	5
M 111.979 2.3Liter DOHC, 16 Valves, Gasoline	01/1995 - 05/2006	4	2295	5
M 111.981 2.3Liter DOHC, 16 Valves, Gasoline	03/2001 - 06/2011	4	2295	5
M 102.942 2.3Liter SOHC/OHC, 8 Valves, Gasoline	01/1977 - 02/1996	4	2298	8
M 102.945 2.3Liter SOHC/OHC, 8 Valves, Gasoline	05/1977 - 02/1996	4	2298	4
M 102.980 2.3Liter SOHC/OHC, 8 Valves, Gasoline	01/1976 - 12/1985	4	2299	10
OM 601.941 2.3Liter SOHC/OHC, 8 Valves, Diesel	04/1986 - 12/1994	4	2299	9
OM 601.943 2.3Liter SOHC/OHC, 8 Valves, Diesel	01/1995 - 05/2006	4	2299	9
OM 601.970 2.3Liter SOHC/OHC, 8 Valves, Diesel Turbocharged	02/1996 - 07/2003	4	2299	14
M 115.952_ 2.3Liter M 115, SOHC/OHC, 8 Valves, Gasoline	01/1968 - 02/1989	4	2307	7
OM 616.910 2.4Liter OM 616, SOHC/OHC, 8 Valves, Diesel	01/1968 - 02/1989	4	2400	6
OM 616.917 2.4Liter OM 616, SOHC/OHC, 8 Valves, Diesel	01/1977 - 02/1996	4	2400	6
M 114.920 2.5Liter SOHC/OHC, 12 Valves, Gasoline	01/1968 - 02/1977	6	2496	15
OM 602.930 2.5Liter SOHC/OHC, 10 Valves, Diesel	03/1979 - 08/1993	5	2497	17
OM 602.961 2.5Liter SOHC/OHC, 10 Valves, Diesel Turbocharged	10/1982 - 06/1996	5	2497	16
OM 605.910-912 2.5Liter DOHC, 29 Valves, Diesel	09/1985 - 03/2003	5	2497	17
OM 602.931 2.5Liter SOHC/OHC, 10 Valves, Diesel	09/1989 -	5	2497	17
OM 605.962 2.5Liter DOHC, 20 Valves, Diesel Turbocharged	03/1993 - 03/2003	5	2497	16
M 123.921 2.6Liter SOHC/OHC, 12 Valves, Gasoline	01/1976 - 12/1985	6	2525	18
M 103.940-943 2.6Liter SOHC/OHC, 12 Valves, Gasoline	10/1979 - 08/1993	6	2598	19
OM 612.965 2.7Liter Diesel Turbocharged		5	2685	12
OM 612.967 2.7Liter 20 Valves, Diesel Turbocharged		5	2685	12
om 647.961 2.7Liter 20 Valves, Diesel Turbocharged		5	2685	12
OM 612.981 2.7Liter DOHC, 20 Valves, Diesel Turbocharged	00/1920 - 06/1920	5	2685	11









Engine-Code	Years	Cyl	CC	Line
OM 612.961 2.7Liter 20 Valves, Diesel Turbocharged	01/1999 - 12/2002	5	2685	12
OM 612.963 2.7Liter Diesel Turbocharged	12/1999 - 06/2005	5	2685	12
OM 612.962 2.7Liter DOHC, 20 Valves, Diesel Turbocharged	10/2002 -	5	2685	12
M 110.921, 981 2.8Liter DOHC, 12 Valves, Gasoline	01/1968 - 02/1977	6	2745	20
M 110.982 2.8Liter DOHC, 12 Valves, Gasoline	05/1971 - 09/1989	6	2745	20
M 110.923 2.8Liter DOHC, 12 Valves, Gasoline	01/1976 - 12/1985	6	2745	20
M 110.994 2.8Liter DOHC, 12 Valves, Gasoline	03/1979 - 08/1993	6	2746	21
M 130.980 _ 2.8Liter SOHC/OHC, 12 Valves, Gasoline	01/1961 - 08/1972	6	2778	15
M 130.923 2.8Liter SOHC/OHC, 12 Valves, Gasoline	01/1968 - 02/1977	6	2778	15
VW VR6 2.8Liter		6	2792	22
M 104.943 2.8Liter DOHC, 24 Valves, Gasoline	03/1989 - 10/2001	6	2799	19
M 104.942 2.8Liter DOHC, 24 Valves, Gasoline	07/1997 -	6	2799	19
OM 602.948 2.9Liter SOHC/OHC, 10 Valves, Diesel	01/1966 -	5	2874	17
OM 602.989 2.9Liter SOHC/OHC, 10 Valves, Diesel Turbocharged	01/1966 -	5	2874	23
OM 602.983 2.9Liter SOHC/OHC, 10 Valves, Diesel Turbocharged	02/1990 -	5	2874	23
OM 602.940 2.9Liter SOHC/OHC, 10 Valves, Diesel	10/1992 - 05/1995	5	2874	17
OM 602.982 2.9Liter SOHC/OHC, 10 Valves, Diesel Turbocharged	06/1995 - 03/2003	5	2874	23
M 103.981 3.0Liter SOHC/OHC, 12 Valves, Gasoline	10/1979 - 06/1991	6	2960	19
M 103.985 3.0Liter SOHC/OHC, 12 Valves, Gasoline	12/1984 - 06/1996	6	2960	19
M 103.984 3.0Liter SOHC/OHC, 12 Valves, Gasoline	03/1989 - 10/2001	6	2960	19
OM 603.912 3.0Liter SOHC/OHC, 12 Valves, Diesel	03/1979 - 08/1993	6	2996	24
OM 603.963 3.0Liter SOHC/OHC, 12 Valves, Diesel Turbocharged	12/1984 - 06/1996	6	2996	24
OM 603.960 3.0Liter SOHC/OHC, 12 Valves, Diesel Turbocharged	12/1984 - 06/1996	6	2996	24
OM 617.910 3.0Liter SOHC/OHC, 10 Valves, Diesel	01/1968 - 01/1977	5	2998	25
OM 617.913 3.0Liter OM 617, SOHC/OHC, 10 Valves, Diesel	01/1977 - 02/1996	5	2998	25
M 104.991 3.2Liter DOHC, 24 Valves, Gasoline	03/1989 - 10/2001	6	3199	19
OM 648.961 3.2Liter DHOC, 24 Valves, Diesel Turbocharged		6	3222	12
OM 613.961 3.2Liter DOHC, 24 Valves, Diesel Turbocharged	99/1919 - 02/1920	6	3222	11
OM 613.960 3.2Liter 24 Valves, Diesel Turbocharged	08/1999 - 09/2002	6	3222	12
OM 648.960 3.2Liter DOHC, 24 Valves, Diesel Turbocharged	09/2002 - 08/2005	6	3222	12
OM 603.971 3.5Liter SOHC/OHC, 12 Valves, Diesel Turbocharged	12/1984 - 10/1998	6	3449	24
OM 340 3.8Liter 2 Valves, Diesel		4	3780	27
OM 343 3.8Liter 2 Valves, Diesel		4	3780	27
OM 394 3.8Liter 2 Valves, Diesel		4	3780	26
OM 314 3.8Liter 2 Valves, Diesel	01/1964 -	4	3780	27
OM 384 4.0Liter 2 Valves, Diesel		4	3972	26
OM 374 4.0Liter 2 Valves, Diesel		4	3972	26
OM 364 4.0Liter 2 Valves, Diesel	01/1984 -	4	3972	26
OM 370 4.0Liter 2 Valves, Diesel	06/1985 -	4	3972	26
OM 304 4.0Liter 2 Valves, Diesel	06/1985 -	4	3972	26
OM 354 Euro 2 4.0Liter 2 Valves, Diesel	03/1994 -	4	3972	26
OM 904.905 4.3Liter OM 904 LA, OHV, 12 Valves, Diesel Turbocharged	01/1984 - 12/1998	4	4249	28
OM 904.909 4.3Liter OM 904 LA, OHV, 12 Valves, Diesel Turbocharged	01/1998 - 10/2004	4	4249	28
OM 904.970 4.3Liter OM 904 LA, OHV, 12 Valves, Diesel Turbocharged	05/2003 -	4	4249	28
OM 924 EURO 2 915 4.2 Liter, L4, 3 Valves, Diesel		4	4250	29
OM 900/10 4.2 Liter, L4, 3 Valves, Diesel		4	4250	29
OM 904 914-917, 927/8, 936/42/4/6/7, 950-954, 961 4.2 Liter, L4, 3 Valves,	08/1995 -	4	4250	29
OM 907 EURO 2 910/20/30/40/1/60/70/80/90 4.2 Liter, L4, 3 Valves, Diesel	08/1995 -	4	4250	29
OM 904 EURO 2, 903-912, 918-925, 926(USA), 929-931, 931, 932(MAX),	12/1995 -	4	4250	29
OM 904 EURO 3 960/4/71/5 4.2 Liter, L4, 3 Valves, Diesel	06/2003 -	4	4250	29
OM 900 EURO 4, 911-913, 915-922 4.2 Liter, 3 Valves, Diese	02/2006 -	4	4250	29
OM 924 EURO 5 927/31 4.2 Liter, L4, 3 Valves, Diesel	06/2006 -	4	4250	29
Jaguar V-12 5.4Liter SOHC/OHC, 24 Valves, Gasoline	07/1968 - 03/1996	12	5343	30
M 352 5.7Liter 2 Valves, Gasoline		6	5675	31
OM 352 5.7Liter 2 Valves, Diesel	01/1964 -	6	5675	31
OM 353 5.7Liter 2 Valves, Diesel	01/1964 -	6	5675	31
OM 341 5.7Liter 2 Valves, Diesel	06/1973 -	6	5675	31
OM 344 5.7Liter 2 Valves, Diesel	09/1973 -	6	5675	31
OM 396 5.7Liter 2 Valves, Diesel	01/1980 -	6	5675	32
OM 362 5.7Liter 2 Valves, Diesel	02/1983 -	6	5675	31
OM 306 Euro 0 6.0Liter 2 Valves, Diesel		6	5958	32
OM 356 6.0Liter 2 Valves, Diesel		6	5958	32
OM 366 6.0Liter 2 Valves, Diesel		6	5958	32
OM 372 6.0Liter 2 Valves, Diesel		6	5958	32
OM 376 Euro 0 6.0Liter 2 Valves, Diesel		6	5958	32
OM 377 Euro 0 6.0Liter 2 Valves, Diesel		6	5958	32









Engine-Code	Years	Cyl	CC	Line
OM 382 Euro 0 6.0Liter 2 Valves, Diesel		6	5958	32
OM 386 Euro 0 6.0Liter 2 Valves, Diesel		6	5958	32
OM 390 Euro 0 6.0Liter 2 Valves, Diesel		6	5958	32
OM 357 6.0Liter 2 Valves, Diesel	01/1994 -	6	5958	32
OM 906.916 6.4Liter OHV, 18 Valves, Diesel Turbocharged	01/1998 - 10/2004	6	6370	33
OM 902.914 6.4Liter OM 906 LA, OHV, 18 Valves, Diesel Turbocharged	10/2004 -	6	6370	33
OM 360.979 8.7Liter OHV, 12 Valves, Diesel	01/1964 - 11/1975	6	8721	34
OM 360.952 8.7Liter OM 360, OHV, 12 Valves, Diesel	01/1983 -	6	8721	34
OM 346.911 11.0Liter OHV, 12 Valves, Diesel	09/1958 - 02/1976	6	10803	35
OM 421 901-410, 901-400, 951 10.9 Liter, 2 Valves, Diesel	02/1984 -	6	10965	36
OM 421 901-500, 901-510 10.9 Liter, L6, 2 Valves, Diesel	02/1984 -	6	10965	36
OM 407 11.0Liter OHV, 12 Valves, Diesel	09/1967 - 12/1987	6	11039	37
OM 407 905, 907-911 11.0 Liter, 2 Valves, Diesel	04/1973 - 12/1986	6	11040	37
OM 407 900/-000, 905, 907-911 11.0 Liter, 2 Valves, Diesel	04/1973 - 12/1989	6	11040	37
OM 407 900/-000 11.0 Liter, 2 Valves, Diesel	05/1982 - 12/1989	6	11040	37
OM 407 11.1Liter OHV, 12 Valves, Diesel	09/1967 - 12/1987	6	11407	37
OM 407 901-400, 901-600, 951/5 11.4 Liter, 2 Valves, Diesel		6	11412	37
OM 407 913-920 11.4 Liter, 2 Valves, Diesel	11/1976 -	6	11412	37
OM 407 901/-000, 913-920 11.4 Liter, 2 Valves, Diesel	11/1976 -	6	11412	37
OM 355 11.6Liter OHV, 24 Valves, Diesel	01/1968 - 12/1988	6	11575	38
OM 541 Euro 2 12.0Liter 4 Valves, Diesel	01/1996 -	6	11946	39
OM 501 LA 11.9Liter Diesel		6	11950	39
OM 447.908 12.0Liter OHV, 12 Valves, Diesel	09/1984 - 11/2001	6	11961	37
OM 457 EURO 2/3 914-920, 922-929, 931-947, 949/58/60/62 12.0 Liter,	05/1997 -	0	11967	40
OM 447 969-501/2/3 (USA) 12.0 Liter, 2 Valves, Diesel		6	11970	41
OM 427 900/-000, 901/-200, 905/10/11 12.0 Liter, 2 Valves, Diesel		6	11970	37
OM 427 902-500 12.0 Liter, 2 Valves, Diesel		6	11970	37
OM 427 902/-400, 903/-600, 950-952 12.0 Liter, 2 Valves, Diesel		6	11970	37
M 476 920/21/25/26/27 12.0 Liter, 2 Valves, Gasoline		6	11970	37
OM 447 900/-000, 901/-200, 905-908, 910, 912 12.0 Liter, 2 Valves, Diesel		6	11970	37
OM 447 902-400, 902-500 12.0 Liter, 2 Valves, Diesel		6	11970	37
OM 447 EURO 2 903 12.0 Liter, 2 Valves, Diesel		6	11970	37
OM 447 EURO 2 903-707, 970-979, 988, 990-994, 998 12.0 Liter, 2 Valves,		6	11970	37
OM 476 916, 916-405, 916-406, 917, 917-505, 917-506, 950 (BRA) 12.0		6	11970	37
OM 476 EURO 971(BRA), 972/3, 997-979 (BRA) 12.0 Liter, 2 Valves,		6	11970	37
OM 476 980-983 (BRA), 986-988 (BRA), 991-992 (BRA) 12.0 Liter, 2		6	11970	37
OM 476 EURO 12.0 Liter, 2 Valves, Diesel		6	11970	37
OM 447 EURO 1 903-604, 954-959 12.0 Liter, 2 Valves, Diesel		6	11970	37
M 476 920-921, 925-926 12.0 Liter, 2 Valves, Gasoline	01/1985 -	6	11970	37
OM 427 903/-600, 950-952 12.0 Liter, 2 Valves, Diesel	01/1985 -	6	11970	37
M 476 927 12.0 Liter, 2 Valves	01/1985 - 02/2001	6	11970	37
OM 447 EURO 0 950-953 12.0 Liter, 2 Valves, Diesel	11/1986 -	6	11970	37
OM 447 914-916 12.0 Liter, 2 Valves, Gasoline	01/1991 -	6	11970	37
/12.0Liter, OM 447 EURO 1 980-987 12.0 Liter, 2 Valves, Diesel	09/1991 -	6	11970	37
OM 447 EURO 1 901-204, 913 12.0 Liter, 2 Valves, Diesel	11/1991 -	6	11970	37
OM 447 EURO 2 968 12.0 Liter, 2 Valves, Diesel	94/19 -	6	11970	41
OM 458 EURO 2 970 L6 12.0 Liter, 4 Valves, Diesel	03/1998 -	6	11970	40
OM 457 EURO 3 955-956 L6 12.0 Liter, 4 Valves, Diesel	10/2001 -	6	11970	40
OM 402.906 - 928 13.0Liter OM 402, OHV, 16 Valves, Diesel	08/1973 - 09/1996	8	12760	43
OM 402 EURO 1901-504, 970-973, 975/7/8, 980-990, 995/6 12.7 Liter, L8,	10/1990 -	8	12760	42
OM 492 900-001/2/4(AFS), 900-005/7/8/9/10/13 14.6 Liter, 2 Valves, Diesel		8	14618	42
OM 422 EURO 2 901-507/8 14.6 Liter, L8, 2 Valves, Diesel		8	14618	44
OM 422 900-400, 901-410, 951/2/4, 956-958, 963 14.6 Liter, 2 Valves,		8	14618	42
OM 422 EURO 0 941-946, 950/2/4/5, 957-968, 971/2/6 14.6 Liter, 2 Valves,		8	14618	42
OM 422 EURO 0 951/3, 974/5, 980, 982/3/5, 991-994 14.6 Liter, L8, 2	- 07/1992	8	14618	44
OM 422.905- 923 15.0Liter OHV, 16 Valves, Diesel	08/1973 - 09/1996	8	14618	43
OM 422 901, 901-500, 953/5/9 L8 14.6 Liter, 2 Valves, Diesel	11/1980 -	8	14618	42
OM 492 900-405/6/9/11(AFS) 1.6 _Liter, 2 Valves, Diesel	10/1984 -	8	14618	42
OM 492 900-501(AFS) 14.6 Liter, 2 Valves, Diesel	10/1984 -	8	14618	42
OM 442 901-500/1/2, 989 14.6 Liter, L8, 2 Valves, Diesel	01/1985 - 12/2003	8	14618	44
OM 440 EURO 1 970-973, 975/6/8/9 L8 14.6 Liter, 2 Valves, Diesel	12/1990 -	8	14618	42
OM 442 EURO 1 901-505/6, 995-999 14.6 Liter, L8, 2 Valves, Diesel	03/1991 -	8	14618	44
OM 442 EURO 1 901-504 14.6 Liter, L8, 2 Valves, Diesel	03/1991 -	8	14618	42
OM 422 EURO 1 901-404, 977/8 14.6 Liter	07/1991 -	8	14618	42
OM 440 EURO 1 940-942, 945 14.6 Liter, 2 Valves, Diesel	07/1991 -	8	14618	42
OM 422 901-520, 901-400 14.6 Liter, L8, 2 Valves, Diesel	03/1991 - 12/2003	8	14618	42









Engine-Code	Years	Cyl	CC	Line
OM 446 EURO 2 924-931, 934/8 14.6 Liter, L8, 2 Valves, Diesel	01/1994 -	8	14618	42
OM 446 EURO 2 920/2, 933, 933, 935/6, 939-943, 945/6/8 14.6 Liter, L8, 2	01/1996 -	8	14618	44
OM 442 15.0Liter OM 442, OHV, 16 Valves, Diesel	08/1973 - 09/1996	8	15071	43
OM 440 909 15.0 Liter, 2 Valves, Diesel	07/1988 - 08/1994	8	15080	42
OM 440 EURO 1 907 15.0 Liter, 2 Valves, Diesel	08/1992 -	8	15080	42
OM 403 16.0Liter OHV, 20 Valves, Diesel	08/1973 - 09/1996	10	15900	45
OM 443.940 18.0Liter OM 443 A, OHV, 20 Valves, Diesel Turbocharged	08/1973 - 09/1996	10	18270	45
OM 423 901, 901-400, 901-500 18.2 Liter, 2 Valves, Diesel		10	18273	46
OM 443 EURO 0 901-500, 980 18.2 Liter, 2 Valves, Diesel	- 02/2001	10	18273	46
OM 423 18.0Liter OM 423, OHV, 20 Valves, Diesel Turbocharged	08/1973 - 09/1996	10	18273	45
OM 423 900-000, 905-909 18.2 Liter, 2 Valves, Diesel	01/1981 -	10	18273	46
OM 423 901-510, 950 18.2 Liter, 2 Valves, Diesel	01/1984 -	10	18273	46
OM 493 900/1(AFS), 900-501(AFS) 18.2 Liter, 2 Valves, Diesel	10/1984 -	10	18273	46
OM 443 EURO 0 940 18.2 Liter, 2 Valves, Diesel	04/1987 - 02/2001	10	18273	46
OM 443 901-400 18.2 Liter, 2 Valves, Diesel	08/1989 - 02/1991	10	18273	46
OM 433 EURO 1 901-504 18.2 Liter, 2 Valves, Diesel	07/1995 -	10	18273	46
OM 433 900-000, 905 18.8 Liter, 2 Valves, Diesel		10	18848	46
OM 424 901,901-500/10 21.9 Liter, L2, 2 Valves, Diesel		12	21930	47
OM 424 901-400 21.9 Liter, 2 Valves, Diesel		12	21930	47









Mercedes-Benz				Mercedes-Benz				
King Set No.	Part No.	Qty.	Position	Crankshaft Diameter	Housing Diameter	Length	Wall Thickness	
1	M166.940 1.4Liter OHC	07/1997 - 08/2004	1397 cc	80.00 X 69.50	4 cyl		1	
	M166.960 1.6Liter OHC	07/1997 - 08/2004	1598 cc	80.00 X 79.50	4 cyl			
	M166.990 1.9Liter	03/1999 - 08/2004	1898 cc	80.00 X 94.50	4 cyl			
	M166.995 2.0Liter		2084 cc	84.00 X 94.00	4 cyl			
CR4290CA STD/0.25/0.5	C4290U C4290L	4 Pairs		1.8087/1.8096 45.941/45.964	1.9527/1.9534 49.599/49.616	0.748 19.00	0.0715 1.816	
MB5327AM STD/0.25/0.5/0.75/1.0	M5327U M5327L	5 Pairs	1,2,3,4, 5	2.1630/2.1640 54.940/54.966	2.3228/2.3236 58.999/59.019	0.661 16.80	0.0792 2.012	
TW2007AM STD/0.25	W2007D W2007E	2 Pairs		2.4114 61.250	2.9921 75.999	0.000 0.00	0.0860 2.184	
2	OM 636 1.8Liter		1767 cc	75.00 X 100.00	4 cyl		2	
	M 136 1.8Liter		1767 cc	75.00 X 100.00	4 cyl			
CR4225CP STD/0.25/0.5/0.75/1.0	C4225	4 Pairs		1.9661/1.9669 49.939/49.959	2.1260/2.1267 54.000/54.018	1.102 28.00	0.0789 2.004	
MB3353CP <i>crank flange length mm</i> STD 36.80/36.75 0.25 38.20/38.15 0.5 38.20/38.15 0.75 38.20/38.15 1.25 38.20/38.15 1.5 38.20/38.15	M3353/1	1 Pair	1	2.1630/2.1638 54.940/54.961	2.3425/2.3433 59.500/59.520	1.142 29.00	0.0889 2.258	
	M3353/2U M3353/2L	1 Pair	2	2.1630/2.1638 54.940/54.961	2.3425/2.3433 59.500/59.520	1.455 36.95	0.0889 2.258	
	F3353	1 Pair	3	2.1630/2.1638 54.940/54.961	2.3425/2.3433 59.500/59.520	1.453 36.90	0.0889 2.258	
3	M 271.921 1.8Liter DOHC, 16 Valves, Gasoline	03/2001 - 06/2011	1796 cc	82.00 X 85.00	4 cyl		3	
	M 271.941 1.8Liter DOHC, 16 Valves, Gasoline	03/2002 - 07/2009	1796 cc	82.00 X 85.00	4 cyl			
	M 271.944 1.8Liter DOHC, 16 Valves, Gasoline	03/2004 -	1796 cc	82.00 X 85.00	4 cyl			
CR4536CA STD/0.25/0.5	C4536U C4536L	4 Pairs		1.8874/1.8884 47.940/47.965	2.0315/2.0322 51.600/51.618	0.787 20.00	0.0715 1.816	









Mercedes-Benz				Mercedes-Benz			
							
King Set No.	Part No.	Qty.	Position	Crankshaft Diameter	Housing Diameter	Length	Wall Thickness
MB5666SI STD/0.25/0.5	M5666U M5666L	5 Pairs		2.1640/2.3598 54.966/59.939	2.3228/2.3236 58.999/59.019	0.791 20.10	0.0795 2.019
4	M 102.910 1.8Liter SOHC/OHC, 8 Valves, Gasoline	10/1982 - 08/1993	1797 cc	89.00 X 72.20	4 cyl		4
	M 102.965 2.0Liter SOHC/OHC, 8 Valves, Gasoline	09/1989 -	1996 cc	89.00 X 80.25	4 cyl		
	M 102.945 2.3Liter SOHC/OHC, 8 Valves, Gasoline	05/1977 - 02/1996	2298 cc	95.50 X 80.25	4 cyl		
CR4094CP STD/0.25/0.5/0.75/1.0 with locating lug (left)	C4094U C4094L	4 Pairs		1.8880/1.8884 47.955/47.965	2.0315/2.0322 51.600/51.618	0.858 21.78	0.0714 1.814
CR4292CP STD/0.25/0.5/0.75/1.0 1984-	C4292U C4292L	4 Pairs		1.8878/1.8884 47.950/47.965	2.0315/2.0322 51.600/51.618	0.854 21.70	0.0715 1.816
MB5117AM STD/0.25/0.5/0.75/1.0	M5117U M5117L	5 Pairs		2.2815/2.2821 57.950/57.965	2.4606/2.4614 62.499/62.520	0.689 17.50	0.0890 2.261
5	M 111.920 1.8Liter DOHC, 16 Valves, Gasoline	03/1993 - 03/2001	1799 cc	85.30 X 78.70	4 cyl		5
	M 111.940 2.0Liter DOHC, 16 Valves, Gasoline	12/1984 - 03/1998	1998 cc	89.90 X 78.70	4 cyl		
	M 111.945 2.0Liter DOHC, 16 Valves, Gasoline	03/1993 - 07/2002	1998 cc	89.90 X 78.70	4 cyl		
	M 111.950 2.0Liter DOHC, 16 Valves, Gasoline	02/1996 - 07/2003	1998 cc	89.90 X 78.70	4 cyl		
	M 111.955 2.0Liter DOHC, 16 Valves, Gasoline	05/2000 - 06/2011	1998 cc	89.90 X 78.70	4 cyl		
	M 111.960 2.2Liter DOHC, 16 Valves, Gasoline	12/1984 - 03/1998	2199 cc	89.90 X 86.60	4 cyl		
	M 111.961 2.2Liter DOHC, 16 Valves, Gasoline	03/1993 - 05/2000	2199 cc	89.90 X 86.60	4 cyl		
	M 111.975 2.3Liter DOHC, 16 Valves, Gasoline	03/1993 - 07/2002	2295 cc	90.90 X 88.40	4 cyl		
	M 111.979 2.3Liter DOHC, 16 Valves, Gasoline	01/1995 - 05/2006	2295 cc	90.90 X 88.40	4 cyl		
M 111.981 2.3Liter DOHC, 16 Valves, Gasoline	03/2001 - 06/2011	2295 cc	90.90 X 88.40	4 cyl			
CR4292CP STD/0.25/0.5/0.75/1.0	C4292U C4292L	4 Pairs		1.8878/1.8884 47.950/47.965	2.0315/2.0322 51.600/51.618	0.854 21.70	0.0715 1.816
MB5117AM STD/0.25/0.5/0.75/1.0	M5117U M5117L	5 Pairs		2.2815/2.2821 57.950/57.965	2.4606/2.4614 62.499/62.520	0.689 17.50	0.0890 2.261
TW2008AM STD/0.25/0.5	W2008D W2008E	2 Pairs		2.5905 65.799	3.1890 81.001	0.000 0.00	0.0860 2.184
6	OM 615.940 2.0Liter SOHC/OHC, 8 Valves, Diesel	01/1976 - 12/1985	1987 cc	87.00 X 83.60	4 cyl		6
	OM 615.970 2.0Liter OM 615, SOHC/OHC, 8 Valves, Diesel	02/1988 - 02/1996	1987 cc	87.00 X 83.60	4 cyl		
	OM 615.937 2.2Liter OM 615, SOHC/OHC, 8 Valves, Diesel	02/1973 - 12/1977	2197 cc	87.00 X 92.40	4 cyl		
	OM 616.910 2.4Liter OM 616, SOHC/OHC, 8 Valves, Diesel	01/1968 - 02/1989	2400 cc	91.00 X 92.40	4 cyl		
	OM 616.917 2.4Liter OM 616, SOHC/OHC, 8 Valves, Diesel	01/1977 - 02/1996	2400 cc	91.00 X 92.40	4 cyl		
CR4060AM STD/0.25/0.5/0.75/1.0	C 443L	4 Pairs		2.0455/2.0459 51.956/51.966	2.1890/2.1897 55.601/55.618	1.023 25.98	0.0710 1.803

Mercedes-Benz				Mercedes-Benz			
							
King Set No.	Part No.	Qty.	Position	Crankshaft Diameter	Housing Diameter	Length	Wall Thickness
MB5591AM STD/0.25/0.5/0.75/1.0/1.25	M5591/1 M 536L	4 Pairs	1,2,4,5	2.7541/2.7545 69.954/69.964	2.9331/2.9338 74.501/74.519	1.062 26.98	0.0888 2.256
	M5591/3	1 Pair	3	2.7541/2.7545 69.954/69.964	2.9331/2.9338 74.501/74.519	1.062 26.98	0.0888 2.256
TW2004AM STD/0.10/0.25	W2004D W2004E	2 Pairs		3.0709/3.0807 78.001/78.250	3.5925/3.6024 91.250/91.501	0.000 0.00	0.0860 2.184
7	M 115.926 2.0Liter SOHC/OHC, 8 Valves, Gasoline	08/1959 - 01/1977	1988 cc	87.00 X 83.60	4 cyl		7
	M 115.938 2.0Liter SOHC/OHC, 8 Valves, Gasoline	01/1976 - 12/1985	1988 cc	87.00 X 83.60	4 cyl		
	M 115.921 2.2Liter M 115, SOHC/OHC, 8 Valves, Gasoline	01/1968 - 02/1989	2197 cc	87.00 X 92.40	4 cyl		
	M 115.952 2.3Liter M 115, SOHC/OHC, 8 Valves, Gasoline	01/1968 - 02/1989	2307 cc	93.75 X 83.60	4 cyl		
CR 443AM STD/0.25/0.5/0.75/1.0/1.25/1.5 Upper shell contains 1 oil hole	C 443U C 443L	4 Pairs		2.0454/2.0458 51.953/51.963	2.1890/2.1897 55.601/55.618	1.023 25.98	0.0710 1.803
CR4060AM STD/0.25/0.5/0.75/1.0	C 443L	4 Pairs		2.0455/2.0459 51.956/51.966	2.1890/2.1897 55.601/55.618	1.023 25.98	0.0710 1.803
CR4060CP STD/0.25/0.5	C 443L	4 Pairs		2.0455/2.0459 51.956/51.966	2.1890/2.1897 55.601/55.618	1.023 25.98	0.0711 1.806
MB 536AM crank flange length mm STD 33.88/33.83 0.25 34.08/34.03 0.5 34.08/34.03 0.75 34.28/34.23 1.0 34.48/34.43 1.25 34.48/34.43	F 536	1 Pair		2.7541/2.7545 69.954/69.964	2.9331/2.9338 74.501/74.519	1.338 33.98	0.0887 2.253
	M5591/1 M 536L	4 Pairs		2.7541/0.7545 69.954/19.164	2.9331/2.9338 74.501/74.519	1.062 26.98	0.0888 2.256
MB5020AM Optional to MB 536AM (flange O/S 0.6mm) crank flange length mm STD 33.88/33.83 0.25 34.48/34.43 0.5 34.48/34.43 0.75 34.48/34.43 1.0 34.48/34.43	M5591/1 M 536L	4 Pairs	1,2,4,5	2.7541/2.7545 69.954/69.964	2.9331/2.9338 74.501/74.519	1.062 26.98	0.0888 2.256
	F5020	1 Pair	3	2.7541/2.7545 69.954/69.964	2.9331/2.9338 74.501/74.519	1.338 33.98	0.0887 2.253
8	M 102.924 2.0Liter SOHC/OHC, 8 Valves, Gasoline	10/1982 - 08/1993	1996 cc	89.00 X 80.25	4 cyl		8
	M 102.942 2.3Liter SOHC/OHC, 8 Valves, Gasoline	01/1977 - 02/1996	2298 cc	95.50 X 80.25	4 cyl		
CR4094CP STD/0.25/0.5/0.75/1.0 with locating lug (left)	C4094U C4094L	4 Pairs		1.8880/1.8884 47.955/47.965	2.0315/2.0322 51.600/51.618	0.858 21.78	0.0714 1.814
CR4292CP STD/0.25/0.5/0.75/1.0 1984-	C4292U C4292L	4 Pairs		1.8878/1.8884 47.950/47.965	2.0315/2.0322 51.600/51.618	0.854 21.70	0.0715 1.816
MB5117AM STD/0.25/0.5/0.75/1.0 1986-	M5117U M5117L	5 Pairs		2.2815/2.2821 57.950/57.965	2.4606/2.4614 62.499/62.520	0.689 17.50	0.0890 2.261
MB5138AM STD/0.25/0.5/0.75 -1985	M5138U M5138L	5 Pairs		2.2815/2.2821 57.950/57.965	2.4606/2.4614 62.499/62.520	0.841 21.37	0.0889 2.258
9	OM 604.915 2.0Liter DOHC, 16 Valves, Diesel	03/1993 - 03/2002	1997 cc	87.00 X 84.00	4 cyl		9
	OM 601.911 2.0Liter SOHC/OHC, 8 Valves, Diesel	10/1982 - 08/1993	1997 cc	87.00 X 84.00	4 cyl		
	OM 601.913 2.0Liter SOHC/OHC, 8 Valves, Diesel	03/1993 - 05/2000	1997 cc	87.00 X 84.00	4 cyl		









Mercedes-Benz				Mercedes-Benz			
							
King Set No.	Part No.	Qty.	Position	Crankshaft Diameter	Housing Diameter	Length	Wall Thickness
OM 604.910 2.2Liter DOHC, 16 Valves, Diesel	03/1993 - 03/2002	2155 cc	89.00 X 86.60	4 cyl			
OM 601.941 2.3Liter SOHC/OHC, 8 Valves, Diesel	04/1986 - 12/1994	2299 cc	89.00 X 92.40	4 cyl			
OM 601.943 2.3Liter SOHC/OHC, 8 Valves, Diesel	01/1995 - 05/2006	2299 cc	89.00 X 92.40	4 cyl			
CR4071AM STD/0.25/0.5/0.75/1.0	C4071	4 Pairs		1.8878/1.8884 47.950/47.965	2.0315/2.0322 51.600/51.618	0.858 21.78	0.0713 1.811
MB5117AM STD/0.25/0.5/0.75/1.0	M5117U M5117L	5 Pairs		2.2815/2.2821 57.950/57.965	2.4606/2.4614 62.499/62.520	0.689 17.50	0.0890 2.261
TW2008AM STD/0.25/0.5	W2008D W2008E	2 Pairs		2.5905 65.799	3.1890 81.001	0.000 0.00	0.0860 2.184
10	M 102.939 2.0Liter SOHC/OHC, 8 Valves, Gasoline	01/1976 - 12/1985	1997 cc	89.00 X 80.25	4 cyl		
	M 102.980 2.3Liter SOHC/OHC, 8 Valves, Gasoline	01/1976 - 12/1985	2299 cc	95.50 X 80.25	4 cyl		
CR4094CP STD/0.25/0.5/0.75/1.0 with locating lug (left)	C4094U C4094L	4 Pairs		1.8880/1.8884 47.955/47.965	2.0315/2.0322 51.600/51.618	0.858 21.78	0.0714 1.814
CR4292CP STD/0.25/0.5/0.75/1.0 1984-	C4292U C4292L	4 Pairs		1.8878/1.8884 47.950/47.965	2.0315/2.0322 51.600/51.618	0.854 21.70	0.0715 1.816
MB5138AM STD/0.25/0.5/0.75	M5138U M5138L	5 Pairs		2.2815/2.2821 57.950/57.965	2.4606/2.4614 62.499/62.520	0.841 21.37	0.0889 2.258
11	OM 611.981 2.2Liter DOHC, 16 Valves, Diesel Turbocharged	01/1995 - 05/2006	2148 cc	88.00 X 88.30	4 cyl		
	OM 646.984 2.2Liter DOHC, 16 Valves, Diesel Turbocharged	06/1920 - 10/1920	2148 cc	88.00 X 88.30	4 cyl		
	OM 646.962 2.2Liter DOHC, 16 Valves, Diesel Turbocharged	08/1920 - 11/1920	2148 cc	88.00 X 88.30	4 cyl		
	OM 646.812 2.1Liter DOHC, Diesel	07/1920 - 10/1920	2148 cc	88.00 X 88.30	4 cyl		
	OM 611.987 2.1Liter DOHC, 16 Valves, Diesel Turbocharged		2148 cc	88.00 X 88.30	4 cyl		
	OM 611.962 2.1Liter DOHC, 16 Valves, Diesel Turbocharged		2148 cc	88.00 X 88.40	4 cyl		
	OM 611.961 2.1Liter DOHC, 16 Valves, Diesel Turbocharged	98/1919 - 02/1920	2148 cc	88.00 X 88.30	4 cyl		
	OM 646.983 2.1Liter DOHC, 4 Valves, Diesel Turbocharged		2148 cc	88.00 X 88.30	4 cyl		
	OM 646.981 2.1Liter DOHC, 16 Valves, Diesel Turbocharged	08/2006 -	2148 cc	88.00 X 88.40	4 cyl		
	OM 646.951 2.1Liter DOHC, 16 Valves, Diesel Turbocharged		2148 cc	88.00 X 88.30	4 cyl		
	OM 611.981 2.1Liter DOHC, 16 Valves, Diesel Turbocharged		2148 cc	88.00 X 88.30	4 cyl		
	OM 612.981 2.7Liter DOHC, 20 Valves, Diesel Turbocharged	00/1920 - 06/1920	2685 cc	88.00 X 88.30	5 cyl		
	OM 613.961 3.2Liter DOHC, 24 Valves, Diesel Turbocharged	99/1919 - 02/1920	3222 cc	88.00 X 88.30	6 cyl		
CR1018XA STD/0.25/0.5/0.75/1.0	C4327U C4327L	1 Pair		1.8878/1.8884 47.950/47.965	2.0315/2.0322 51.600/51.618	0.854 21.70	0.0716 1.819
CR4327XA STD/0.25/0.5/0.75/1.0	C4327U C4327L	4 Pairs		1.8878/1.8884 47.950/47.965	2.0315/2.0322 51.600/51.618	0.854 21.70	0.0716 1.819
MB1190XA STD/0.25/0.5/0.75/1.0	M5117U M5117L	1 Pair		2.2815/2.2821 57.950/57.965	2.4606/2.4614 62.499/62.520	0.689 17.50	0.0891 2.263









Mercedes-Benz				Mercedes-Benz			
 King Set No.	 Part No.	 Qty.	 Position	 Crankshaft Diameter	 Housing Diameter	 Length	 Wall Thickness
MB5330XA STD/0.25/0.5/0.75/1.0	M5117U M5117L	5 Pairs		2.2815/2.2821 57.950/57.965	2.4606/2.4614 62.499/62.520	0.689 17.50	0.0891 2.263
TW2008AM STD/0.25/0.5	W2008D W2008E	2 Pairs		2.5905 65.799	3.1890 81.001	0.000 0.00	0.0860 2.184
12	OM 646.966 2.2Liter DOHC, 16 Valves, Diesel Turbocharged	06/2002 -	2148 cc	88.00 X 88.30	4 cyl		12
	OM 646.811 2.2Liter Diesel Turbocharged	01/2009 - 12/2007	2148 cc	88.00 X 88.30	4 cyl		
	OM646.820 2.1Liter 16 Valves, Diesel Turbocharged	04/2006 - 12/2008	2148 cc	88.00 X 88.30	4 cyl		
	OM 646.963 2.2Liter 16 Valves, Diesel Turbocharged	08/1920 - 11/1920	2148 cc	88.00 X 88.30	4 cyl		
	OM 646.982 2.2Liter 16 Valves, Diesel Turbocharged	03/1920 -	2148 cc	88.00 X 88.30	4 cyl		
	OM 646.985 2.2Liter DOHC, 16 Valves, Diesel Turbocharged	06/1920 - 10/1920	2148 cc	88.00 X 88.30	4 cyl		
	OM 646.986 2.2Liter DOHC, 16 Valves, Diesel Turbocharged	06/1920 - 10/1920	2148 cc	88.00 X 88.30	4 cyl		
	OM 646.989 2.2Liter DOHC, 4 Valves, Diesel Turbocharged	06/1920 - 10/1920	2148 cc	88.00 X 88.30	4 cyl		
	OM 646.990 2.2Liter DOHC, 4 Valves, Diesel Turbocharged	06/1920 - 09/1920	2148 cc	88.00 X 88.30	4 cyl		
	OM 646.961 2.2Liter DOHC, 16 Valves, Diesel Turbocharged	02/1920 -	2148 cc	88.00 X 88.30	4 cyl		
	OM 611.960 2.2Liter DOHC, 16 Valves, Diesel Turbocharged	03/1993 - 03/2001	2151 cc	88.00 X 88.40	4 cyl		
	OM 646.821 2.2Liter DOHC, 16 Valves, Diesel Turbocharged	03/2002 - 07/2009	2151 cc	88.00 X 88.40	4 cyl		
	OM 611.960 2.2Liter DOHC, 16 Valves, Diesel Turbocharged		2151 cc	88.00 X 88.40	4 cyl		
	OM 611.980 2.2Liter DOHC, 16 Valves, Diesel Turbocharged		2151 cc	88.00 X 88.40	4 cyl		
	OM 612.962 2.7Liter DOHC, 20 Valves, Diesel Turbocharged	10/2002 -	2685 cc	88.00 X 88.30	5 cyl		
	OM 612.961 2.7Liter 20 Valves, Diesel Turbocharged	01/1999 - 12/2002	2685 cc	88.00 X 88.30	5 cyl		
	OM 612.963 2.7Liter Diesel Turbocharged	12/1999 - 06/2005	2685 cc	88.00 X 88.30	5 cyl		
	OM 612.965 2.7Liter Diesel Turbocharged		2685 cc	88.00 X 88.30	5 cyl		
	OM 612.967 2.7Liter 20 Valves, Diesel Turbocharged		2685 cc	88.00 X 88.30	5 cyl		
	om 647.961 2.7Liter 20 Valves, Diesel Turbocharged		2685 cc	88.00 X 88.30	5 cyl		
	OM 648.961 3.2Liter DHOC, 24 Valves, Diesel Turbocharged		3222 cc	88.00 X 88.30	6 cyl		
	OM 613.960 3.2Liter 24 Valves, Diesel Turbocharged	08/1999 - 09/2002	3222 cc	88.00 X 88.40	6 cyl		
	OM 648.960 3.2Liter DOHC, 24 Valves, Diesel Turbocharged	09/2002 - 08/2005	3222 cc	88.00 X 88.40	6 cyl		
CR1018SV STD/0.25/0.5 Sputter replacment	C4327U C4327L	1 Pair		1.8878/1.8884 47.950/47.965	2.0315/2.0322 51.600/51.618	0.854 21.70	0.0716 1.819
MB1190XA STD/0.25/0.5/0.75/1.0	M5117U M5117L	1 Pair		2.2815/2.2821 57.950/57.965	2.4606/2.4614 62.499/62.520	0.689 17.50	0.0891 2.263









Mercedes-Benz				Mercedes-Benz			
							
King Set No.	Part No.	Qty.	Position	Crankshaft Diameter	Housing Diameter	Length	Wall Thickness
TW2008AM STD/0.25/0.5	W2008D W2008E	2 Pairs		2.5905 65.799	3.1890 81.001	0.000 0.00	0.0860 2.184
13	OM 615.910 2.2Liter OM 615, SOHC/OHC, 8 Valves, Diesel	01/1968 - 02/1989	2197 cc	87.00 X 92.40	4 cyl		13
CR 443AM STD/0.25/0.5/0.75/1.0/1.25/1.5 Upper shell contains 1 oil hole	C 443U C 443L	4 Pairs		2.0454/2.0458 51.953/51.963	2.1890/2.1897 55.601/55.618	1.023 25.98	0.0710 1.803
CR4060AM STD/0.25/0.5/0.75/1.0	C 443L	4 Pairs		2.0455/2.0459 51.956/51.966	2.1890/2.1897 55.601/55.618	1.023 25.98	0.0710 1.803
CR4060CP STD/0.25/0.5	C 443L	4 Pairs		2.0455/2.0459 51.956/51.966	2.1890/2.1897 55.601/55.618	1.023 25.98	0.0711 1.806
MB 536AM crank flange length mm STD 33.88/33.83 0.25 34.08/34.03 0.5 34.08/34.03 0.75 34.28/34.23 1.0 34.48/34.43 1.25 34.48/34.43	F 536 M5591/1 M 536L	1 Pair 4 Pairs		2.7541/2.7545 69.954/69.964 2.7541/0.7545 69.954/19.164	2.9331/2.9338 74.501/74.519 2.9331/2.9338 74.501/74.519	1.338 33.98 1.062 26.98	0.0887 2.253 0.0888 2.256
TW2004AM STD/0.10/0.25	W2004D W2004E	2 Pairs		3.0709/3.0807 78.001/78.250	3.5925/3.6024 91.250/91.501	0.000 0.00	0.0860 2.184
MB5020AM Optional to MB 536AM (flange O/S 0.6mm) crank flange length mm STD 33.88/33.83 0.25 34.48/34.43 0.5 34.48/34.43 0.75 34.48/34.43 1.0 34.48/34.43	M5591/1 M 536L F5020	4 Pairs 1 Pair	1,2,4,5 3	2.7541/2.7545 69.954/69.964 2.7541/2.7545 69.954/69.964	2.9331/2.9338 74.501/74.519 2.9331/2.9338 74.501/74.519	1.062 26.98 1.338 33.98	0.0888 2.256 0.0887 2.253
14	OM 601.970 2.3Liter SOHC/OHC, 8 Valves, Diesel Turbocharged	02/1996 - 07/2003	2299 cc	89.00 X 92.40	4 cyl		14
CR4335XA STD/0.25/0.5/0.75	C 522U C 522L	4 Pairs		1.8878/1.8884 47.950/47.965	2.0315/2.0322 51.600/51.618	0.858 21.78	0.0712 1.808
MB5117AM STD/0.25/0.5/0.75/1.0	M5117U M5117L	5 Pairs		2.2815/2.2821 57.950/57.965	2.4606/2.4614 62.499/62.520	0.689 17.50	0.0890 2.261
TW2008AM STD/0.25/0.5	W2008D W2008E	2 Pairs		2.5905 65.799	3.1890 81.001	0.000 0.00	0.0860 2.184
15	M 114.920 2.5Liter SOHC/OHC, 12 Valves, Gasoline	01/1968 - 02/1977	2496 cc	82.00 X 78.80	6 cyl		15
	M 130.980 2.8Liter SOHC/OHC, 12 Valves, Gasoline	01/1961 - 08/1972	2778 cc	86.50 X 78.80	6 cyl		
	M 130.923 2.8Liter SOHC/OHC, 12 Valves, Gasoline	01/1968 - 02/1977	2778 cc	86.50 X 78.80	6 cyl		
MB7716CP crank flange length mm STD 28.90/28.85 0.25 29.10/29.05 0.5 29.10/29.05 1.0 29.30/29.25	M7716/1U M7716/1L F7716U F7716L M7716/4U M7716/1L	5 Pairs 1 Pair 1 Pair	1,2,5,6, 7 3 4	2.3604/2.3608 59.954/59.964 2.3604/2.3608 59.954/59.964 2.3604/2.3608 59.954/59.964	2.6378/2.6385 67.000/67.018 2.6378/2.6385 67.000/67.018 2.6378/2.6385 67.000/67.018	0.886 22.50 1.142 29.00 0.886 22.50	0.1380 3.505 0.1380 3.505 0.1380 3.505
16	OM 602.961 2.5Liter SOHC/OHC, 10 Valves, Diesel Turbocharged	10/1982 - 06/1996	2497 cc	87.00 X 84.00	5 cyl		16
	OM 605.962 2.5Liter DOHC, 20 Valves, Diesel Turbocharged	03/1993 - 03/2003	2497 cc	87.00 X 84.00	5 cyl		
CR 522XA STD/0.25/0.5/0.75/1.0	C 522U C 522L	5 Pairs		1.8878/1.8884 47.950/47.965	2.0315/2.0322 51.600/51.618	0.858 21.78	0.0712 1.808
MB 606AM STD/0.25/0.5/0.75	M5117U M5117L	6 Pairs		2.2815/2.2821 57.950/57.965	2.4606/2.4614 62.499/62.520	0.689 17.50	0.0890 2.261









Mercedes-Benz				Mercedes-Benz				
								
King Set No.	Part No.	Qty.	Position	Crankshaft Diameter	Housing Diameter	Length	Wall Thickness	
TW2008AM STD/0.25/0.5	W2008D W2008E	2 Pairs		2.5905 65.799	3.1890 81.001	0.000 0.00	0.0860 2.184	
17	OM 602.930 2.5Liter SOHC/OHC, 10 Valves, Diesel	03/1979 - 08/1993	2497 cc	87.00 X 84.00	5 cyl			
	OM 602.931 2.5Liter SOHC/OHC, 10 Valves, Diesel	09/1989 -	2497 cc	87.00 X 84.00	5 cyl			
	OM 605.910-912 2.5Liter DOHC, 29 Valves, Diesel	09/1985 - 03/2003	2497 cc	87.00 X 84.00	5 cyl			
	OM 602.940 2.9Liter SOHC/OHC, 10 Valves, Diesel	10/1992 - 05/1995	2874 cc	89.00 X 92.40	5 cyl			
	OM 602.948 2.9Liter SOHC/OHC, 10 Valves, Diesel	01/1966 -	2874 cc	89.00 X 92.40	5 cyl			
CR 506AM STD/0.25/0.5/0.75/1.0	C4071	5 Pairs		1.8878/1.8884 47.950/47.965	2.0315/2.0322 51.600/51.618	0.858 21.78	0.0713 1.811	
MB 606AM STD/0.25/0.5/0.75	M5117U M5117L	6 Pairs		2.2815/2.2821 57.950/57.965	2.4606/2.4614 62.499/62.520	0.689 17.50	0.0890 2.261	
PB 160CP								
PB 161CP								
TW2008AM STD/0.25/0.5	W2008D W2008E	2 Pairs		2.5905 65.799	3.1890 81.001	0.000 0.00	0.0860 2.184	
18	M 123.921 2.6Liter SOHC/OHC, 12 Valves, Gasoline	01/1976 - 12/1985	2525 cc	86.00 X 72.50	6 cyl			
	CR6670AM STD/0.25/0.5	C4094U C4094L	6 Pairs		1.8880/1.8884 47.955/47.965	2.0315/2.0322 51.600/51.618	0.858 21.78	0.0713 1.811
MB4032CP	<i>crank flange length mm</i> STD 28.90/28.85 0.25 29.10/29.05 0.5 29.10/29.05	M7716/1U M7716/1L	3 Pairs	1,3,4	2.3604/2.3608 59.954/59.964	2.6378/2.6385 67.000/67.018	0.886 22.50	0.1380 3.505
		F7716U F7716L	1 Pair	2	2.3604/2.3608 59.954/59.964	2.6378/2.6385 67.000/67.018	1.142 29.00	0.1380 3.505
19	M 103.940-943 2.6Liter SOHC/OHC, 12 Valves, Gasoline	10/1979 - 08/1993	2598 cc	82.90 X 80.25	6 cyl			
	M 104.943 2.8Liter DOHC, 24 Valves, Gasoline	03/1989 - 10/2001	2799 cc	89.90 X 73.50	6 cyl			
	M 104.942 2.8Liter DOHC, 24 Valves, Gasoline	07/1997 -	2799 cc	89.90 X 73.50	6 cyl			
	M 103.981 3.0Liter SOHC/OHC, 12 Valves, Gasoline	10/1979 - 06/1991	2960 cc	88.50 X 80.25	6 cyl			
	M 103.985 3.0Liter SOHC/OHC, 12 Valves, Gasoline	12/1984 - 06/1996	2960 cc	88.50 X 80.25	6 cyl			
	M 103.984 3.0Liter SOHC/OHC, 12 Valves, Gasoline	03/1989 - 10/2001	2960 cc	88.50 X 80.25	6 cyl			
	M 104.991 3.2Liter DOHC, 24 Valves, Gasoline	03/1989 - 10/2001	3199 cc	89.90 X 84.00	6 cyl			
CR6671AM STD/0.25/0.5	C4095U C4095L	6 Pairs		1.8878/1.8884 47.950/47.965	2.0315/2.0322 51.600/51.618	0.858 21.78	0.0713 1.811	
MB7721AM STD/0.25/0.5/0.75	M5117U M5117L	7 Pairs		2.2815/2.2821 57.950/57.965	2.4606/2.4614 62.499/62.520	0.689 17.50	0.0890 2.261	
TW2008AM STD/0.25/0.5	W2008D W2008E	2 Pairs		2.5905 65.799	3.1890 81.001	0.000 0.00	0.0860 2.184	









Mercedes-Benz				Mercedes-Benz			
King Set No.	Part No.	Qty.	Position	Crankshaft Diameter	Housing Diameter	Length	Wall Thickness
20	M 110.921, 981 2.8Liter DOHC, 12 Valves, Gasoline	01/1968 - 02/1977	2745 cc	86.00 X 78.80	6 cyl		20
	M 110.982 2.8Liter DOHC, 12 Valves, Gasoline	05/1971 - 09/1989	2745 cc	86.00 X 78.80	6 cyl		
	M 110.923 2.8Liter DOHC, 12 Valves, Gasoline	01/1976 - 12/1985	2745 cc	86.00 X 78.80	6 cyl		
CR6670AM STD/0.25/0.5	C4094U C4094L	6 Pairs		1.8880/1.8884 47.955/47.965	2.0315/2.0322 51.600/51.618	0.858 21.78	0.0713 1.811
MB7716CP <i>crank flange length mm</i> STD 28.90/28.85 0.25 29.10/29.05 0.5 29.10/29.05 1.0 29.30/29.25	M7716/1U M7716/1L	5 Pairs	1,2,5,6, 7	2.3604/2.3608 59.954/59.964	2.6378/2.6385 67.000/67.018	0.886 22.50	0.1380 3.505
	F7716U F7716L	1 Pair	3	2.3604/2.3608 59.954/59.964	2.6378/2.6385 67.000/67.018	1.142 29.00	0.1380 3.505
	M7716/4U M7716/1L	1 Pair	4	2.3604/2.3608 59.954/59.964	2.6378/2.6385 67.000/67.018	0.886 22.50	0.1380 3.505
21	M 110.994 2.8Liter DOHC, 12 Valves, Gasoline	03/1979 - 08/1993	2746 cc	86.00 X 78.80	6 cyl		21
CR6670AM STD/0.25/0.5	C4094U C4094L	6 Pairs		1.8880/1.8884 47.955/47.965	2.0315/2.0322 51.600/51.618	0.858 21.78	0.0713 1.811
22	VW VR6 2.8Liter		2792 cc	81.00 X 90.30	6 cyl		22
CR6764AM STD/0.25/0.5/0.75/1.0	C6764	6 Pairs		2.1243/2.1251 53.957/53.978	2.2362/2.2370 56.799/56.820	0.665 16.90	0.0552 1.402
MB7089AM STD/0.25/0.5/0.75	M7089U M7089L	7 Pairs	1,2,3,4, 5,6,7	2.3606/2.3613 59.959/59.977	2.5591/2.5594 65.001/65.009	0.669 17.00	0.0985 2.502
CR6764XP STD/0.25/0.5 Optional to CR6764AM (Race bearings, Tri-metal [pMax Black])	C6764-PR	6 Pairs		2.1243/2.1251 53.957/53.978	2.2362/2.2370 56.799/56.820	0.665 16.90	0.0552 1.402
MB7089XP STD/0.25/0.5 Optional to MB7089AM (Race bearings, Tri-metal [pMax Black])	M7089U-PR M7089L-PR	7 Pairs	1,2,3,4, 5,6,7	2.3606/2.3613 59.959/59.977	2.5591/2.5594 65.001/65.009	0.669 17.00	0.0985 2.502
23	OM 602.982 2.9Liter SOHC/OHC, 10 Valves, Diesel Turbocharged	06/1995 - 03/2003	2874 cc	89.00 X 92.40	5 cyl		23
	OM 602.983 2.9Liter SOHC/OHC, 10 Valves, Diesel Turbocharged	02/1990 -	2874 cc	89.00 X 92.40	5 cyl		
	OM 602.989 2.9Liter SOHC/OHC, 10 Valves, Diesel Turbocharged	01/1966 -	2874 cc	89.00 X 92.40	5 cyl		
CR 522XA STD/0.25/0.5/0.75/1.0	C 522U C 522L	5 Pairs		1.8878/1.8884 47.950/47.965	2.0315/2.0322 51.600/51.618	0.858 21.78	0.0712 1.808
MB 624XA STD/0.25/0.5	M5117U M5117L	6 Pairs		2.2815/2.2821 57.950/57.965	2.4606/2.4614 62.499/62.520	0.689 17.50	0.0891 2.263
TW2008AM STD/0.25/0.5	W2008D W2008E	2 Pairs		2.5905 65.799	3.1890 81.001	0.000 0.00	0.0860 2.184
24	OM 603.912 3.0Liter SOHC/OHC, 12 Valves, Diesel	03/1979 - 08/1993	2996 cc	87.00 X 84.00	6 cyl		24
	OM 603.963 3.0Liter SOHC/OHC, 12 Valves, Diesel Turbocharged	12/1984 - 06/1996	2996 cc	87.00 X 84.00	6 cyl		
	OM 603.960 3.0Liter SOHC/OHC, 12 Valves, Diesel Turbocharged	12/1984 - 06/1996	2996 cc	87.00 X 84.00	6 cyl		
	OM 603.971 3.5Liter SOHC/OHC, 12 Valves, Diesel Turbocharged	12/1984 - 10/1998	3449 cc	89.00 X 92.40	6 cyl		
CR6673AM STD/0.25/0.5/0.75	C4071	6 Pairs		1.8878/1.8884 47.950/47.965	2.0315/2.0322 51.600/51.618	0.858 21.78	0.0713 1.811
MB7721AM STD/0.25/0.5/0.75	M5117U M5117L	7 Pairs		2.2815/2.2821 57.950/57.965	2.4606/2.4614 62.499/62.520	0.689 17.50	0.0890 2.261

Mercedes-Benz				Mercedes-Benz			
							
King Set No.	Part No.	Qty.	Position	Crankshaft Diameter	Housing Diameter	Length	Wall Thickness
TW2008AM STD/0.25/0.5	W2008D W2008E	2 Pairs		2.5905 65.799	3.1890 81.001	0.000 0.00	0.0860 2.184
25	OM 617.910 3.0Liter SOHC/OHC, 10 Valves, Diesel	01/1968 - 01/1977	2998 cc	90.90 X 92.40	5 cyl		25
	OM 617.913 3.0Liter OM 617, SOHC/OHC, 10 Valves, Diesel	01/1977 - 02/1996	2998 cc	91.00 X 92.40	5 cyl		
CR 503AM STD/0.25/0.5/0.75/1.0	C 443U C 443L	5 Pairs		2.0454/2.0458 51.953/51.963	2.1890/2.1897 55.601/55.618	1.023 25.98	0.0710 1.803
MB 608AM flange O/S 0.6mm crank flange length mm STD 33.88/33.83 0.25 34.48/34.43 0.5 34.48/34.43 0.75 34.48/34.43 1.0 34.48/34.43	M5591/1 M 536L	5 Pairs	1,2,4,5,6	2.7541/2.7545 69.954/69.964	2.9331/2.9338 74.501/74.519	1.062 26.98	0.0888 2.256
	F5020	1 Pair	3	2.7541/2.7545 69.954/69.964	2.9331/2.9338 74.501/74.519	1.338 33.98	0.0887 2.253
MB 609AM STD/0.25/0.5/0.75/1.0 requires thrustwashers	M5591/1 M 536L	5 Pairs	1,2,4,5,6	2.7541/2.7545 69.954/69.964	2.9331/2.9338 74.501/74.519	1.062 26.98	0.0888 2.256
	M5591/3	1 Pair	3	2.7541/2.7545 69.954/69.964	2.9331/2.9338 74.501/74.519	1.062 26.98	0.0888 2.256
TW2004AM STD/0.10/0.25	W2004D W2004E	2 Pairs		3.0709/3.0807 78.001/78.250	3.5925/3.6024 91.250/91.501	0.000 0.00	0.0860 2.184
26	OM 394 3.8Liter 2 Valves, Diesel		3780 cc	97.00 X 128.00	4 cyl		26
	OM 304 4.0Liter 2 Valves, Diesel	06/1985 -	3972 cc	97.50 X 133.00	4 cyl		
	OM 354 Euro 2 4.0Liter 2 Valves, Diesel	03/1994 -	3972 cc	97.50 X 133.00	4 cyl		
	OM 364 4.0Liter 2 Valves, Diesel	01/1984 -	3972 cc	97.50 X 133.00	4 cyl		
	OM 370 4.0Liter 2 Valves, Diesel	06/1985 -	3972 cc	97.50 X 133.00	4 cyl		
	OM 374 4.0Liter 2 Valves, Diesel		3972 cc	97.50 X 133.00	4 cyl		
	OM 384 4.0Liter 2 Valves, Diesel		3972 cc	97.50 X 133.00	4 cyl		
CR4048CP STD/0.25/0.5/0.75/1.0	C6630	4 Pairs		2.3610/2.3620 59.969/59.995	2.5590/2.5598 64.999/65.019	1.157 29.38	0.0973 2.471
27	OM 314 3.8Liter 2 Valves, Diesel	01/1964 -	3780 cc	97.00 X 128.00	4 cyl		27
	OM 340 3.8Liter 2 Valves, Diesel		3780 cc	97.00 X 128.00	4 cyl		
	OM 343 3.8Liter 2 Valves, Diesel		3780 cc	97.00 X 128.00	4 cyl		
CR4048CP STD/0.25/0.5/0.75/1.0	C6630	4 Pairs		2.3610/2.3620 59.969/59.995	2.5590/2.5598 64.999/65.019	1.157 29.38	0.0973 2.471
MB 538CP crank flange length mm STD 31.88/31.83 0.25 31.98/31.93 0.5 32.13/32.08	M 728U M 728L	4 Pairs	1,3,4,5	3.4642/3.4650 87.991/88.011	3.6614/3.6623 93.000/93.022	0.949 24.10	0.0975 2.477
	F 728U F 728L	1 Pair	2	3.4642/3.4650 87.991/88.011	3.6614/3.6623 93.000/93.022	1.259 31.98	0.0975 2.477
28	OM 904.905 4.3Liter OM 904 LA, OHV, 12 Valves, Diesel Turbocharged	01/1984 - 12/1998	4249 cc	102.00 X 130.00	4 cyl		28
	OM 904.909 4.3Liter OM 904 LA, OHV, 12 Valves, Diesel Turbocharged	01/1998 - 10/2004	4249 cc	102.00 X 130.00	4 cyl		
	OM 904.970 4.3Liter OM 904 LA, OHV, 12 Valves, Diesel Turbocharged	05/2003 -	4249 cc	102.00 X 130.00	4 cyl		
CR4293SV STD/0.25 Sputter replacment	C6777U C6777L	4 Pairs		2.7557/2.7564 69.995/70.013	2.9527/2.9535 74.999/75.019	1.114 28.30	0.0976 2.479
MB5331CA STD/0.25/0.5	M7099U M7099L	5 Pairs	1,2,3,4,5	3.3854/3.3862 85.989/86.009	3.5827/3.5835 91.001/91.021	0.921 23.40	0.0975 2.477

Mercedes-Benz				Mercedes-Benz				
								
King Set No.	Part No.	Qty.	Position	Crankshaft Diameter	Housing Diameter	Length	Wall Thickness	
29	OM 900/10 4.2 Liter, L4, 3 Valves, Diesel		4250 cc	102.00 X 130.00	4 cyl		29	
	OM 900 EURO 4, 911-913, 915-922 4.2 Liter, 3 Valves, Diesel	02/2006 -	4250 cc	102.00 X 130.00	4 cyl			
	OM 904 EURO 2, 903-912, 918-925, 926(USA), 929-931, 931, 932(MAX), 933 (USA), 934-935 (MAX), 937 (USA), 938/9/40 (USA), 941/3/5/8/9/55/6 (MAX), 957/9/62, 968-970, 972-974, 976-979 L4 4.2 Liter, 3 Valves, Diesel	12/1995 -	4250 cc	102.00 X 130.00	4 cyl			
	OM 904 914-917, 927/8, 936/42/4/6/7, 950-954, 961 4.2 Liter, L4, 3 Valves, Diesel	08/1995 -	4250 cc	102.00 X 130.00	4 cyl			
	OM 904 EURO 3 960/4/7/1/5 4.2 Liter, L4, 3 Valves, Diesel	06/2003 -	4250 cc	102.00 X 130.00	4 cyl			
	OM 907 EURO 2 910/20/30/40/1/60/70/80/90 4.2 Liter, L4, 3 Valves, Diesel	08/1995 -	4250 cc	102.00 X 130.00	4 cyl			
	OM 924 EURO 2 915 4.2 Liter, L4, 3 Valves, Diesel		4250 cc	102.00 X 130.00	4 cyl			
	OM 924 EURO 5 927/31 4.2 Liter, L4, 3 Valves, Diesel	06/2006 -	4250 cc	102.00 X 130.00	4 cyl			
	CR1651SV STD/0.25/0.5 Sputter replacment without oil hole	C6777U C6777L	1 Pair		2.7557/2.7564 69.995/70.013	2.9527/2.9535 74.999/75.019	1.114 28.30	0.0976 2.479
	CR4293SV STD/0.25 Sputter replacment	C6777U C6777L	4 Pairs		2.7557/2.7564 69.995/70.013	2.9527/2.9535 74.999/75.019	1.114 28.30	0.0976 2.479
	MB1272CA STD/0.25/0.5	M7099U M7099L	1 Pair		3.3854/3.3862 85.989/86.009	3.5826/3.5835 90.998/91.021	0.915 23.25	0.0974 2.474
	MB5331CA STD/0.25/0.5	M7099U M7099L	5 Pairs	1,2,3,4, 5	3.3854/3.3862 85.989/86.009	3.5827/3.5835 91.001/91.021	0.921 23.40	0.0975 2.477
	TW1027AM STD/0.25	W1027	1 Pair		3.6870/3.7007 93.650/93.998	4.6200/4.6397 117.348/117.848	0.000 0.00	0.1299 3.299
30	Jaguar V-12 5.4Liter SOHC/OHC, 24 Valves, Gasoline	07/1968 - 03/1996	5343 cc	90.00 X 70.00	12 cyl		30	
	CR1203CP STD/010/020	C1203	12 Pairs		2.2994/2.3000 58.405/58.420	2.4409/2.4415 61.999/62.014	0.728 18.50	0.0698 1.773
	MB 792CP STD/010/020	M 792/1	5 Pairs	1,2,3,5, 6	3.0007/3.0012 76.218/76.230	3.1665/3.1670 80.429/80.442	0.972 24.70	0.0820 2.083
		M 792/4	1 Pair	4	3.0007/3.0012 76.218/76.230	3.1665/3.1670 80.429/80.442	1.199 30.45	0.0820 2.083
		M 792/7	1 Pair	7	3.0012/3.0017 76.230/76.243	3.1665/3.1670 80.429/80.442	1.199 30.45	0.0815 2.070
31	M 352 5.7Liter 2 Valves, Gasoline		5675 cc	97.00 X 128.00	6 cyl		31	
	OM 341 5.7Liter 2 Valves, Diesel	06/1973 -	5675 cc	97.00 X 128.00	6 cyl			
	OM 344 5.7Liter 2 Valves, Diesel	09/1973 -	5675 cc	97.00 X 128.00	6 cyl			
	OM 352 5.7Liter 2 Valves, Diesel	01/1964 -	5675 cc	97.00 X 128.00	6 cyl			
	OM 353 5.7Liter 2 Valves, Diesel	01/1964 -	5675 cc	97.00 X 128.00	6 cyl			
	OM 362 5.7Liter 2 Valves, Diesel	02/1983 -	5675 cc	97.00 X 128.00	6 cyl			
	CR6630CP STD/0.25/0.5/0.75/1.0/1.25/1.5	C6630	6 Pairs		2.3618/2.3628 59.990/60.015	2.5590/2.5598 64.999/65.019	1.157 29.38	0.0973 2.471









Mercedes-Benz				Mercedes-Benz			
 King Set No.	 Part No.	 Qty.	 Position	 Crankshaft Diameter	 Housing Diameter	 Length	 Wall Thickness
MB 728CP <i>crank flange length mm</i> STD 31.88/31.83 0.25 31.98/31.93 0.5 32.13/32.08 1.5 32.38/32.33	M 728U M 728L	6 Pairs	1,2,3,5, 6,7	3.4642/3.4650 87.991/88.011	3.6614/3.6623 93.000/93.022	0.949 24.10	0.0975 2.477
	F 728U F 728L	1 Pair	4	3.4642/3.4650 87.991/88.011	3.6614/3.6623 93.000/93.022	1.259 31.98	0.0975 2.477
32	OM 396 5.7Liter 2 Valves, Diesel	01/1980 -	5675 cc	97.00 X 128.00	6 cyl		32
	OM 306 Euro 0 6.0Liter 2 Valves, Diesel		5958 cc	97.50 X 133.00	6 cyl		
	OM 356 6.0Liter 2 Valves, Diesel		5958 cc	97.50 X 133.00	6 cyl		
	OM 357 6.0Liter 2 Valves, Diesel	01/1994 -	5958 cc	97.50 X 133.00	6 cyl		
	OM 366 6.0Liter 2 Valves, Diesel		5958 cc	97.50 X 133.00	6 cyl		
	OM 372 6.0Liter 2 Valves, Diesel		5958 cc	97.50 X 133.00	6 cyl		
	OM 376 Euro 0 6.0Liter 2 Valves, Diesel		5958 cc	97.50 X 133.00	6 cyl		
	OM 377 Euro 0 6.0Liter 2 Valves, Diesel		5958 cc	97.50 X 133.00	6 cyl		
	OM 382 Euro 0 6.0Liter 2 Valves, Diesel		5958 cc	97.50 X 133.00	6 cyl		
	OM 386 Euro 0 6.0Liter 2 Valves, Diesel		5958 cc	97.50 X 133.00	6 cyl		
OM 390 Euro 0 6.0Liter 2 Valves, Diesel		5958 cc	97.50 X 133.00	6 cyl			
CR6630CP STD/0.25/0.5/0.75/1.0/1.25/1.5	C6630	6 Pairs		2.3618/2.3628 59.990/60.015	2.5590/2.5598 64.999/65.019	1.157 29.38	0.0973 2.471
MB7083CP <i>crank flange length mm</i> STD 31.88/31.83 0.25 31.88/31.83 0.5 31.88/31.83 0.75 31.88/31.83	M7705U M7705L	6 Pairs	1,2,3,4, 5,6	3.4642/3.4650 87.991/88.011	3.6614/3.6623 93.000/93.022	0.949 24.10	0.0975 2.477
	F7083U F7083L	1 Pair	7	3.4642/3.4650 87.991/88.011	3.6614/3.6623 93.000/93.022	1.259 31.98	0.0975 2.477
MB7705CP <i>crank flange length mm</i> STD 31.88/31.83 0.25 31.98/31.93 0.5 32.13/32.08 0.75 32.13/32.08 1.0 32.38/32.33	M7705U M7705L	6 Pairs	1,2,3,4, 5,6	3.4642/3.4650 87.991/88.011	3.6614/3.6623 93.000/93.022	0.949 24.10	0.0975 2.477
	F7705U F7705L	1 Pair	7	3.4642/3.4650 87.991/88.011	3.6614/3.6623 93.000/93.022	1.259 31.98	0.0975 2.477
33	OM 906.916 6.4Liter OHV, 18 Valves, Diesel Turbocharged	01/1998 - 10/2004	6370 cc	102.00 X 130.00	6 cyl		33
	OM 902.914 6.4Liter OM 906 LA, OHV, 18 Valves, Diesel Turbocharged	10/2004 -	6370 cc	102.00 X 130.00	6 cyl		
CR6777SV STD/0.25/0.5 Sputter replacment without oil hole	C6777U C6777L	6 Pairs		2.7557/2.7564 69.995/70.013	2.9527/2.9535 74.999/75.019	1.114 28.30	0.0976 2.479
MB7099CA STD/0.25	M7099U M7099L	7 Pairs	1,2,3,4, 5,6,7	3.3854/3.3862 85.989/86.009	3.5826/3.5835 90.998/91.021	0.915 23.25	0.0974 2.474
34	OM 360.979 8.7Liter OHV, 12 Valves, Diesel	01/1964 - 11/1975	8721 cc	115.00 X 140.00	6 cyl		34
	OM 360.952 8.7Liter OM 360, OHV, 12 Valves, Diesel	01/1983 -	8721 cc	115.00 X 140.00	6 cyl		
CR6656CP STD/0.25/0.5/1.0	C6656	6 Pairs		2.8339/2.8346 71.981/71.999	3.0315/3.0322 77.000/77.018	1.382 35.10	0.0975 2.477

Mercedes-Benz				Mercedes-Benz			
							
King Set No.	Part No.	Qty.	Position	Crankshaft Diameter	Housing Diameter	Length	Wall Thickness
35	OM 346.911 11.0Liter OHV, 12 Valves, Diesel	09/1958 - 02/1976	10803 cc	128.00 X 140.00	6 cyl		35
CR 676CP STD/0.25/0.5/0.75/1.0	C 676	6 Pairs		2.9126/2.9134 73.980/74.000	3.1496/3.1503 80.000/80.018	1.776 45.10	0.1169 2.969
MB 730CP crank flange length mm STD 68.86/68.81 0.25 69.86/69.81 0.5 69.86/69.81 0.75 69.86/69.81 1.0 69.86/69.81	M 730/1U M 730/1L	5 Pairs	1,2,3,5,6	3.7001/3.7008 93.983/94.000	3.9370/3.9378 100.000/100.020	1.461 37.10	0.1169 2.969
	F 730U F 730L	1 Pair	4	3.7001/3.7008 93.983/94.000	3.9370/3.9378 100.000/100.020	2.715 68.96	0.1169 2.969
	M 730/7U M 730/7L	1 Pair	7	3.7001/3.7008 93.983/94.000	3.9370/3.9378 100.000/100.020	2.169 55.10	0.1169 2.969
36	OM 421 901-410, 901-400, 951 10.9 Liter, 2 Valves, Diesel	02/1984 -	10965 cc	128.00 X 142.00	6 cyl		36
	OM 421 901-500, 901-510 10.9 Liter, L6, 2 Valves, Diesel	02/1984 -	10965 cc	128.00 X 142.00	6 cyl		
CR1222SV STD/0.25/0.5 Sputter replacment with oil hole	C1222U C1222	1 Pair		3.5425/3.5433 89.980/90.000	3.7402/3.7410 95.001/95.021	1.221 31.00	0.0974 2.474
MB4038CP crank flange length mm STD 37.81/37.76 0.25 38.31/38.26 0.5 38.31/38.26 1.0 38.81/38.76	M4038U M4038L	3 Pairs	2,4	4.0937/4.0945 103.980/104.000	4.3701/4.3709 111.001/111.021	1.197 30.40	0.1367 3.472
	F4038U F4038L	1 Pair	1	4.0937/4.0945 103.980/104.000	4.3701/4.3709 111.001/111.021	1.493 37.91	0.1367 3.472
37	OM 407 11.0Liter OHV, 12 Valves, Diesel	09/1967 - 12/1987	11039 cc	125.00 X 150.00	6 cyl		37
	OM 407 900/-000 11.0 Liter, 2 Valves, Diesel	05/1982 - 12/1989	11040 cc	125.00 X 150.00	6 cyl		
	OM 407 905, 907-911 11.0 Liter, 2 Valves, Diesel	04/1973 - 12/1986	11040 cc	125.00 X 150.00	6 cyl		
	OM 407 900/-000, 905, 907-911 11.0 Liter, 2 Valves, Diesel	04/1973 - 12/1989	11040 cc	125.00 X 150.00	6 cyl		
	OM 407 11.1Liter OHV, 12 Valves, Diesel	09/1967 - 12/1987	11407 cc	125.00 X 155.00	6 cyl		
	OM 407 901-400, 901-600, 951/5 11.4 Liter, 2 Valves, Diesel		11412 cc	125.00 X 155.00	6 cyl		
	OM 407 913-920 11.4 Liter, 2 Valves, Diesel	11/1976 -	11412 cc	125.00 X 155.00	6 cyl		
	OM 407 901/-000, 913-920 11.4 Liter, 2 Valves, Diesel	11/1976 -	11412 cc	125.00 X 155.00	6 cyl		
	OM 447.908 12.0Liter OHV, 12 Valves, Diesel	09/1984 - 11/2001	11961 cc	128.00 X 155.00	6 cyl		
	OM 427 900/-000, 901/-200, 905/10/11 12.0 Liter, 2 Valves, Diesel		11970 cc	128.00 X 155.00	6 cyl		
	OM 427 902-500 12.0 Liter, 2 Valves, Diesel		11970 cc	128.00 X 155.00	6 cyl		
	OM 427 902/-400, 903/-600, 950-952 12.0 Liter, 2 Valves, Diesel		11970 cc	128.00 X 155.00	6 cyl		
	M 476 920/21/25/26/27 12.0 Liter, 2 Valves, Gasoline		11970 cc	128.00 X 155.00	6 cyl		
	OM 447 900/-000, 901/-200, 905-908, 910, 912 12.0 Liter, 2 Valves, Diesel		11970 cc	128.00 X 155.00	6 cyl		

Mercedes-Benz				Mercedes-Benz				
								
King Set No.	Part No.	Qty.	Position	Crankshaft Diameter	Housing Diameter	Length	Wall Thickness	
OM 447 EURO 1 901-204, 913 12.0 Liter, 2 Valves, Diesel	11/1991 -	11970	128.00 X	6 cyl				
OM 447 902-400, 902-500 12.0 Liter, 2 Valves, Diesel		11970	128.00 X	6 cyl				
OM 447 EURO 2 903 12.0 Liter, 2 Valves, Diesel		11970	128.00 X	6 cyl				
OM 447 EURO 1 903-604, 954-959 12.0 Liter, 2 Valves, Diesel		11970	128.00 X	6 cyl				
OM 447 EURO 2 903-707, 970-979, 988, 990-994, 998 12.0 Liter, 2 Valves, Diesel		11970	128.00 X	6 cyl				
OM 447 914-916 12.0 Liter, 2 Valves, Gasoline	01/1991 -	11970	128.00 X	6 cyl				
OM 447 EURO 0 950-953 12.0 Liter, 2 Valves, Diesel	11/1986 -	11970	128.00 X	6 cyl				
OM 447 EURO 1 980-987 12.0 Liter, 2 Valves, Diesel	09/1991 -	11970	128.00 X	6 cyl				
OM 476 916, 916-405, 916-406, 917, 917-505, 917-506, 950 (BRA) 12.0 Liter, 2 Valves, Diesel		11970	128.00 X	6 cyl				
OM 476 EURO 971(BRA), 972/3, 997-979 (BRA) 12.0 Liter, 2 Valves, Diesel		11970	128.00 X	6 cyl				
OM 476 980-983 (BRA), 986-988 (BRA), 991-992 (BRA) 12.0 Liter, 2 Valves, Diesel		11970	128.00 X	6 cyl				
OM 476 EURO 12.0 Liter, 2 Valves, Diesel		11970	128.00 X	6 cyl				
M 476 920-921, 925-926 12.0 Liter, 2 Valves, Gasoline	01/1985 -	11970	128.00 X	6 cyl				
M 476 927 12.0 Liter, 2 Valves	01/1985 - 02/2001	11970	128.00 X	6 cyl				
OM 427 903/-600, 950-952 12.0 Liter, 2 Valves, Diesel	01/1985 -	11970	128.00 X	6 cyl				
CR6639CP STD/0.25/0.50/0.75	C6639	6 Pairs		3.5425/3.5433 89.980/90.000	3.7401/3.7410 94.999/95.021	1.425 36.20	0.0975 2.477	
MB 797CP <i>crank flange length mm</i> STD 45.81/45.76 0.25 46.31/46.26 0.5 46.31/46.26 0.75 46.81/46.76	M 797U M 797L F 797U F 797L	6 Pairs 1 Pair		4.0937/4.0945 103.980/104.000 4.0937/4.0945 103.980/104.000	4.3702/4.3709 111.003/111.021 4.3702/4.3709 111.003/111.021	1.417 36.00 1.808 45.91	0.1369 3.477 0.1369 3.477	
38 OM 355 11.6Liter OHV, 24 Valves, Diesel	01/1968 - 12/1988	11575	128.00 X	6 cyl			38	
CR 681CP STD/0.25/0.5/0.75/1.5	C 681	6 Pairs		3.0701/3.0709 77.981/78.001	3.2677/3.2686 83.000/83.022	1.642 41.70	0.0971 2.466	
MB 736CP <i>crank flange length mm</i> STD 64.80/64.75 0.25 65.30/65.25 0.5 65.30/65.25 1.25 65.80/65.75 1.5 66.30/66.25	M 736/1U M 736/1L M 736/7U M 736/7L F 736U F 736L	5 Pairs 1 Pair 1 Pair	1,2,3,5, 6 7 4	3.7394/3.7402 94.981/95.001 3.7394/3.7402 94.981/95.001 3.7394/3.7402 94.981/95.001	3.9370/3.9379 100.000/100.023 3.9370/3.9379 100.000/100.023 4.0157/4.0166 101.999/102.022	1.378 35.00 2.049 52.05 2.555 64.90	0.0972 2.469 0.0972 2.469 0.1366 3.470	

Mercedes-Benz				Mercedes-Benz			
King Set No.	Part No.	Qty.	Position	Crankshaft Diameter	Housing Diameter	Length	Wall Thickness
39	OM 541 Euro 2 12.0Liter 4 Valves, Diesel	01/1996 -	11946 cc	130.00 X 150.00	6 cyl		39
	OM 501 LA 11.9Liter Diesel		11950 cc	130.00 X 150.00	6 cyl		
CR6858SV STD/0.25/0.5 Sputter replacment	C6858U C6858L	6 Pairs		3.7000/3.7008 93.980/94.000	3.8976/3.8985 98.999/99.022	1.126 28.60	0.0974 2.474
MB4514CP STD/0.25	M4514U M4514L	4 Pairs	1,2,3,4	4.2511/4.2519 107.978/107.998	4.5275/4.5284 114.999/115.021	1.319 33.50	0.1367 3.472
40	OM 457 EURO 2/3 914-920, 922-929, 931-947, 949/58/60/62 12.0 Liter, Diesel	05/1997 -	11967 cc		0 cyl		40
	OM 457 EURO 3 955-956 L6 12.0 Liter, 4 Valves, Diesel	10/2001 -	11970 cc	128.00 X 155.00	6 cyl		
	OM 458 EURO 2 970 L6 12.0 Liter, 4 Valves, Diesel	03/1998 -	11970 cc	128.00 X 155.00	6 cyl		
CR1656SV STD	C6866U C6639	1 Pair		3.5425/3.5433 89.980/90.000	3.7410/3.7402 95.021/95.001	1.425 36.20	0.0976 2.479
CR6866SV STD/0.25/0.5/0.75 Sputter replacment	C6866U C6639	6 Pairs		3.5425/3.5433 89.980/90.000	3.7410/3.7402 95.021/95.001	1.425 36.20	0.0976 2.479
41	OM 447 EURO 2 968 12.0 Liter, 2 Valves, Diesel	94/19 -	11970 cc	128.00 X 155.00	6 cyl		41
	OM 447 969-501/2/3 (USA) 12.0 Liter, 2 Valves, Diesel		11970 cc	128.00 X 155.00	6 cyl		
CR1641SV STD/0.25 Sputter replacment	C6639 C6639	1 Pair		3.5425/3.5433 89.980/90.000	3.7401/3.7410 94.999/95.021	1.425 36.20	0.0975 2.477
MB 797CP crank flange length mm STD 45.81/45.76 0.25 46.31/46.26 0.5 46.31/46.26 0.75 46.81/46.76	M 797U M 797L	6 Pairs		4.0937/4.0945 103.980/104.000	4.3702/4.3709 111.003/111.021	1.417 36.00	0.1369 3.477
	F 797U F 797L	1 Pair		4.0937/4.0945 103.980/104.000	4.3702/4.3709 111.003/111.021	1.808 45.91	0.1369 3.477
42	OM 402 EURO 1901-504, 970-973, 975/7/8, 980-990, 995/6 12.7 Liter, L8, 2 Valves, Diesel	10/1990 -	12760 cc	125.00 X 130.00	8 cyl		42
	OM 422 901, 901-500, 953/5/9 L8 14.6 Liter, 2 Valves, Diesel	11/1980 -	14618 cc	128.00 X 142.00	8 cyl		
	OM 422 900-400, 901-410, 951/2/4, 956-958, 963 14.6 Liter, 2 Valves, Diesel		14618 cc	128.00 X 142.00	8 cyl		
	OM 440 EURO 1 940-942, 945 14.6 Liter, 2 Valves, Diesel	07/1991 -	14618 cc	128.00 X 142.00	8 cyl		
	OM 440 EURO 1 970-973, 975/6/8/9 L8 14.6 Liter, 2 Valves, Diesel	12/1990 -	14618 cc	128.00 X 142.00	8 cyl		
	OM 422 EURO 1 901-404, 977/8 14.6 Liter	07/1991 -	14618 cc	128.00 X 142.00	8 cyl		
	OM 422 901-520, 901-400 14.6 Liter, L8, 2 Valves, Diesel	03/1991 - 12/2003	14618 cc	128.00 X 142.00	8 cyl		
	OM 422 EURO 0 941-946, 950/2/4/5, 957-968, 971/2/6 14.6 Liter, 2 Valves, Diesel		14618 cc	128.00 X 142.00	8 cyl		
	OM 446 EURO 2 924-931, 934/8 14.6 Liter, L8, 2 Valves, Diesel	01/1994 -	14618 cc	128.00 X 142.00	8 cyl		

Mercedes-Benz				Mercedes-Benz				
King Set No.	Part No.	Qty.	Position	Crankshaft Diameter	Housing Diameter	Length	Wall Thickness	
	OM 492 900-001/2/4(AFS), 900-005/7/8/9/10/13 14.6 Liter, 2 Valves, Diesel		14618 cc	128.00 X 142.00	8 cyl			
	OM 492 900-405/6/9/11(AFS) 1.6 Liter, 2 Valves, Diesel	10/1984 -	14618 cc	128.00 X 142.00	8 cyl			
	OM 492 900-501(AFS) 14.6 Liter, 2 Valves, Diesel	10/1984 -	14618 cc	128.00 X 142.00	8 cyl			
	OM 442 EURO 1 901-504 14.6 Liter, L8, 2 Valves, Diesel	03/1991 -	14618 cc	128.00 X 142.00	8 cyl			
	OM 440 EURO 1 907 15.0 Liter, 2 Valves, Diesel	08/1992 -	15080 cc	130.00 X 142.00	8 cyl			
	OM 440 909 15.0 Liter, 2 Valves, Diesel	07/1988 - 08/1994	15080 cc	130.00 X 142.00	8 cyl			
CR1222SV STD/0.25/0.5 Sputter replacment with oil hole	C1222U C1222	1 Pair		3.5425/3.5433 89.980/90.000	3.7402/3.7410 95.001/95.021	1.221 31.00	0.0974 2.474	
CR8036SV STD/0.25/0.5 Sputter replacment with oil hole	C1222U C1222	8 Pairs		3.5425/3.5433 89.980/90.000	3.7402/3.7410 95.001/95.021	1.221 31.00	0.0974 2.474	
MB5064CP crank flange length mm STD 37.81/37.76 0.25 38.31/38.26 0.5 38.31/38.26 0.75 38.81/38.76	M4038U M4038L	4 Pairs	2,3,4,5	4.0937/4.0945 103.980/104.000	4.3701/4.3709 111.001/111.021	1.197 30.40	0.1367 3.472	
	F4038U F4038L	1 Pair	1	4.0937/4.0945 103.980/104.000	4.3701/4.3709 111.001/111.021	1.493 37.91	0.1367 3.472	
43	OM 402.906 - 928 13.0Liter OM 402, OHV, 16 Valves, Diesel	08/1973 - 09/1996	12760 cc	125.00 X 130.00	8 cyl			
	OM 422.905- 923 15.0Liter OHV, 16 Valves, Diesel	08/1973 - 09/1996	14618 cc	128.00 X 142.00	8 cyl			
	OM 442 15.0Liter OM 442, OHV, 16 Valves, Diesel	08/1973 - 09/1996	15071 cc	130.00 X 142.00	8 cyl			
CR1222CP STD/0.25/0.5/0.75 with oil hole	C1222	1 Pair		3.5425/3.5433 89.980/90.000	3.7402/3.7410 95.001/95.021	1.221 31.00	0.0974 2.474	
CR8036CP STD/0.25/0.5/0.75 with oil hole	C1222	8 Pairs		3.5425/3.5433 89.980/90.000	3.7402/3.7410 95.001/95.021	1.221 31.00	0.0974 2.474	
MB5064CP crank flange length mm STD 37.81/37.76 0.25 38.31/38.26 0.5 38.31/38.26 0.75 38.81/38.76	M4038U M4038L	4 Pairs	2,3,4,5	4.0937/4.0945 103.980/104.000	4.3701/4.3709 111.001/111.021	1.197 30.40	0.1367 3.472	
	F4038U F4038L	1 Pair	1	4.0937/4.0945 103.980/104.000	4.3701/4.3709 111.001/111.021	1.493 37.91	0.1367 3.472	
44	OM 442 901-500/1/2, 989 14.6 Liter, L8, 2 Valves, Diesel	01/1985 - 12/2003	14618 cc	128.00 X 142.00	8 cyl			
	OM 442 EURO 1 901-505/6, 995-999 14.6 Liter, L8, 2 Valves, Diesel	03/1991 -	14618 cc	128.00 X 142.00	8 cyl			
	OM 422 EURO 2 901-507/8 14.6 Liter, L8, 2 Valves, Diesel		14618 cc	128.00 X 142.00	8 cyl			
	OM 422 EURO 0 951/3, 974/5, 980, 982/3/5, 991-994 14.6 Liter, L8, 2 Valves, Diesel	- 07/1992	14618 cc	128.00 X 142.00	8 cyl			
	OM 446 EURO 2 920/2, 933, 933, 935/6, 939-943, 945/6/8 14.6 Liter, L8, 2 Valves, Diesel	01/1996 -	14618 cc	128.00 X 142.00	8 cyl			

Mercedes-Benz				Mercedes-Benz			
							
King Set No.	Part No.	Qty.	Position	Crankshaft Diameter	Housing Diameter	Length	Wall Thickness
CR1222SV STD/0.25/0.5 Sputter replacment with oil hole	C1222U C1222	1 Pair		3.5425/3.5433 89.980/90.000	3.7402/3.7410 95.001/95.021	1.221 31.00	0.0974 2.474
45	OM 403 16.0Liter OHV, 20 Valves, Diesel	08/1973 - 09/1996	15900 cc	125.00 X 130.00	10 cyl		45
	OM 443.940 18.0Liter OM 443 A, OHV, 20 Valves, Diesel Turbocharged	08/1973 - 09/1996	18270 cc	128.00 X 142.00	10 cyl		
	OM 423 18.0Liter OM 423, OHV, 20 Valves, Diesel Turbocharged	08/1973 - 09/1996	18273 cc	128.00 X 142.00	10 cyl		
CR1222CP STD/0.25/0.5/0.75 with oil hole	C1222	1 Pair		3.5425/3.5433 89.980/90.000	3.7402/3.7410 95.001/95.021	1.221 31.00	0.0974 2.474
MB 613CP crank flange length mm STD 37.81/37.76 0.25 38.31/38.26 0.5 38.31/38.26 0.75 38.81/38.76	M4038U M4038L	5 Pairs	2,3,4,5, 6	4.0937/4.0945 103.980/104.000	4.3701/4.3709 111.001/111.021	1.197 30.40	0.1367 3.472
	F4038U F4038L	1 Pair	1	4.0937/4.0945 103.980/104.000	4.3701/4.3709 111.001/111.021	1.493 37.91	0.1367 3.472
46	OM 423 900-000, 905-909 18.2 Liter, 2 Valves, Diesel	01/1981 -	18273 cc	128.00 X 142.00	10 cyl		46
	OM 423 901, 901-400, 901- 500 18.2 Liter, 2 Valves, Diesel		18273 cc	128.00 X 142.00	10 cyl		
	OM 423 901-510, 950 18.2 Liter, 2 Valves, Diesel	01/1984 -	18273 cc	128.00 X 142.00	10 cyl		
	OM 443 901-400 18.2 Liter, 2 Valves, Diesel	08/1989 - 02/1991	18273 cc	128.00 X 142.00	10 cyl		
	OM 443 EURO 0 901-500, 980 18.2 Liter, 2 Valves, Diesel	- 02/2001	18273 cc	128.00 X 142.00	10 cyl		
	OM 433 EURO 1 901-504 18.2 Liter, 2 Valves, Diesel	07/1995 -	18273 cc	128.00 X 142.00	10 cyl		
	OM 443 EURO 0 940 18.2 Liter, 2 Valves, Diesel	04/1987 - 02/2001	18273 cc	128.00 X 142.00	10 cyl		
	OM 493 900/1(AFS), 900- 501(AFS) 18.2 Liter, 2 Valves, Diesel	10/1984 -	18273 cc	128.00 X 142.00	10 cyl		
	OM 433 900-000, 905 18.8 Liter, 2 Valves, Diesel		18848 cc	130.00 X 142.00	10 cyl		
CR1222SV STD/0.25/0.5 Sputter replacment with oil hole	C1222U C1222	1 Pair		3.5425/3.5433 89.980/90.000	3.7402/3.7410 95.001/95.021	1.221 31.00	0.0974 2.474
MB 613CP crank flange length mm STD 37.81/37.76 0.25 38.31/38.26 0.5 38.31/38.26 0.75 38.81/38.76	M4038U M4038L	5 Pairs	2,3,4,5, 6	4.0937/4.0945 103.980/104.000	4.3701/4.3709 111.001/111.021	1.197 30.40	0.1367 3.472
	F4038U F4038L	1 Pair	1	4.0937/4.0945 103.980/104.000	4.3701/4.3709 111.001/111.021	1.493 37.91	0.1367 3.472
47	OM 424 901,901-500/10 21.9 Liter, L2, 2 Valves, Diesel		21930 cc	128.00 X 142.00	12 cyl		47
	OM 424 901-400 21.9 Liter, 2 Valves, Diesel		21930 cc	128.00 X 142.00	12 cyl		
CR1222SV STD/0.25/0.5 Sputter replacment with oil hole	C1222U C1222	1 Pair		3.5425/3.5433 89.980/90.000	3.7402/3.7410 95.001/95.021	1.221 31.00	0.0974 2.474
MB7033CP crank flange length mm STD 37.81/37.76 0.25 38.31/38.26 0.5 38.31/38.26	M4038U M4038L	6 Pairs	2,3,4,5, 6	4.0937/4.0945 103.980/104.000	4.3701/4.3709 111.001/111.021	1.197 30.40	0.1367 3.472
	F4038U F4038L	1 Pair	1	4.0937/4.0945 103.980/104.000	4.3701/4.3709 111.001/111.021	1.493 37.91	0.1367 3.472

Engine Index: MG

Engine-Code	Years	Cyl	CC	Line
A Series, 1.0Liter		4	998	1
A Series, 1.1Liter		4	1098	1
Morris 10 1.3Liter 10Hp		4	1250	2
A Series, 1.3Liter 11.7:1 compression ratio		4	1275	3
A+ Series 1.3Liter		4	1275	4
A+ Turbo 1.3Liter		4	1275	5
A Series, 1.3Liter 8.8:1 compression ratio		4	1275	6
A Series, 1.3Liter 9.75:1 compression ratio		4	1275	6
B Series, 1.5Liter 7.2:1 compression ratio		4	1489	7
B Series, 1.5Liter 8.3:1 compression ratio		4	1489	7
1493 1.5Liter		4	1493	8
1493i 1.5Liter		4	1493	8
R Series 1.6Liter OHC		4	1598	9
S Series 1.6Liter OHC Carburettor		4	1598	9
B Series, 1.6Liter		4	1622	10
B Series 1.8Liter		4	1798	11
B Series 1798CC Overbored		4	1892	11
O Series 2.0Liter Fuel Injection		4	1994	12
O Series TC 2.0Liter Turbocharged		4	1994	13
C Series 2.9Liter, 7 bearing crankshaft	01/1967 - 12/1970	6	2912	14
3528 3.5Liter		8	3528	15

MG				MG			
King Set No.	Part No.	Qty.	Position	Crankshaft Diameter	Housing Diameter	Length	Wall Thickness
1	A Series, 1.0Liter	998 cc	64.57 X 76.20	4 cyl			1
	A Series, 1.1Liter	1098 cc	64.57 X 83.72	4 cyl			
CR 417AM	STD/010/020/030/040/050/060	C 417	4 Pairs	1.6254/1.6259 41.285/41.298	1.7705/1.7710 44.971/44.983	0.879 22.32	0.0719 1.826
CR 417CP	STD/010/020/030/040	C 417	4 Pairs	1.6254/1.6259 41.285/41.298	1.7705/1.7710 44.971/44.983	0.879 22.32	0.0720 1.829
MB 321AM	STD/010/020/030/040/050/060 1963-1964	M 321	3 Pairs	1.7505/1.7510 44.463/44.475	1.8960/1.8965 48.158/48.171	1.066 27.08	0.0721 1.831
MB 328AM	STD/010/020/030/040/050/060 1964-1966 360 degree oil groove	M 328	3 Pairs	2.0005/2.0010 50.813/50.825	2.1460/2.1465 54.508/54.521	0.984 24.99	0.0720 1.829
MB 328CP	STD/010/020/030/040 360 degree oil groove	M 328	3 Pairs	2.0005/2.0010 50.813/50.825	2.1460/2.1465 54.508/54.521	0.984 24.99	0.0721 1.831
TW 206CP	STD/0.25/0.5 1963-1964	W 206/D W 206/E	2 Pairs	0.0000 0.000	0.0000 0.000	0.000 0.00	0.0000 0.000
TW 215CP	STD/0.25/0.5 1964-1966	W 215/D W 215/E	2 Pairs	2.2150/2.2250 56.261/56.515	2.9950/3.0050 76.073/76.327	0.000 0.00	0.0930 2.362
2	Morris 10 1.3Liter 10Hp	1250 cc	66.50 X 90.00	4 cyl			2
CR 475AM	STD/010/020/030/040/050/060 1953-1954	C 475	4 Pairs	1.7703/1.7710 44.966/44.983	1.9157/1.9162 48.659/48.671	0.883 22.43	0.0721 1.831









MG				MG			
King Set No.	Part No.	Qty.	Position	Crankshaft Diameter	Housing Diameter	Length	Wall Thickness
3	A Series, 1.3Liter 11.7:1 compression ratio	1275 cc	70.61 X 81.28	4 cyl			3
CR 417AM STD/010/020/030/040/050/060	C 417	4 Pairs		1.6254/1.6259 41.285/41.298	1.7705/1.7710 44.971/44.983	0.879 22.32	0.0719 1.826
CR 417CP STD/010/020/030/040	C 417	4 Pairs		1.6254/1.6259 41.285/41.298	1.7705/1.7710 44.971/44.983	0.879 22.32	0.0720 1.829
MB 328AM STD/010/020/030/040/050/060 360 degree oil groove	M 328	3 Pairs		2.0005/2.0010 50.813/50.825	2.1460/2.1465 54.508/54.521	0.984 24.99	0.0720 1.829
MB 328CP STD/010/020/030/040 360 degree oil groove	M 328	3 Pairs		2.0005/2.0010 50.813/50.825	2.1460/2.1465 54.508/54.521	0.984 24.99	0.0721 1.831
4	A+ Series 1.3Liter	1275 cc	70.61 X 81.28	4 cyl			4
CR4441AM STD/010/020/030/040/060	C4441	4 Pairs		1.7504/1.7509 44.460/44.473	1.8955/1.8960 48.146/48.158	0.849 21.56	0.0718 1.824
CR4441CP STD/010/020/030/040	C4441	4 Pairs		1.7504/1.7509 44.460/44.473	1.8955/1.8960 48.146/48.158	0.849 21.56	0.0719 1.826
MB 313AM STD/010/020 1983- 180 degree oil hole	M 328 M 313	3 Pairs		2.0005/2.0010 50.813/50.825	2.1460/2.1465 54.508/54.521	0.984 24.99	0.0720 1.829
MB 313CP STD/010/020/030 180 degree oil hole	M 328 M 313	3 Pairs		2.0005/2.0010 50.813/50.825	2.1460/2.1465 54.508/54.521	0.984 24.99	0.0721 1.831
MB 328AM STD/010/020/030/040/050/060 1982-1983 360 degree oil groove	M 328	3 Pairs		2.0005/2.0010 50.813/50.825	2.1460/2.1465 54.508/54.521	0.984 24.99	0.0720 1.829
MB 328CP STD/010/020/030/040 360 degree oil groove	M 328	3 Pairs		2.0005/2.0010 50.813/50.825	2.1460/2.1465 54.508/54.521	0.984 24.99	0.0721 1.831
TW 215CP STD/0.25/0.5	W 215/D W 215/E	2 Pairs		2.2150/2.2250 56.261/56.515	2.9950/3.0050 76.073/76.327	0.000 0.00	0.0930 2.362
5	A+ Turbo 1.3Liter	1275 cc	70.61 X 81.28	4 cyl			5
MB 313AM STD/010/020 180 degree oil hole	M 328 M 313	3 Pairs		2.0005/2.0010 50.813/50.825	2.1460/2.1465 54.508/54.521	0.984 24.99	0.0720 1.829
MB 313CP STD/010/020/030 180 degree oil hole	M 328 M 313	3 Pairs		2.0005/2.0010 50.813/50.825	2.1460/2.1465 54.508/54.521	0.984 24.99	0.0721 1.831
TW 215CP STD/0.25/0.5	W 215/D W 215/E	2 Pairs		2.2150/2.2250 56.261/56.515	2.9950/3.0050 76.073/76.327	0.000 0.00	0.0930 2.362
6	A Series, 1.3Liter 8.8:1 compression ratio	1275 cc	70.61 X 81.33	4 cyl			6
	A Series, 1.3Liter 9.75:1 compression ratio	1275 cc	70.61 X 81.33	4 cyl			
CR4441AM STD/010/020/030/040/060	C4441	4 Pairs		1.7504/1.7509 44.460/44.473	1.8955/1.8960 48.146/48.158	0.849 21.56	0.0718 1.824
CR4441CP STD/010/020/030/040	C4441	4 Pairs		1.7504/1.7509 44.460/44.473	1.8955/1.8960 48.146/48.158	0.849 21.56	0.0719 1.826
MB 328AM STD/010/020/030/040/050/060 360 degree oil groove	M 328	3 Pairs		2.0005/2.0010 50.813/50.825	2.1460/2.1465 54.508/54.521	0.984 24.99	0.0720 1.829
MB 328CP STD/010/020/030/040 360 degree oil groove	M 328	3 Pairs		2.0005/2.0010 50.813/50.825	2.1460/2.1465 54.508/54.521	0.984 24.99	0.0721 1.831
TW 215CP STD/0.25/0.5	W 215/D W 215/E	2 Pairs		2.2150/2.2250 56.261/56.515	2.9950/3.0050 76.073/76.327	0.000 0.00	0.0930 2.362









MG				MG			
King Set No.	Part No.	Qty.	Position	Crankshaft Diameter	Housing Diameter	Length	Wall Thickness
7	B Series, 1.5Liter 7.2:1 compression ratio	1489 cc	73.03 X 88.88	4 cyl			7
	B Series, 1.5Liter 8.3:1 compression ratio	1489 cc	73.03 X 88.98	4 cyl			
CR 420AM STD/010/020	C 420	4 Pairs		1.8759/1.8764 47.648/47.661	2.0210/2.0215 51.333/51.346	1.004 25.50	0.0720 1.829
8	1493 1.5Liter	1493 cc	73.65 X 87.62	4 cyl			8
	1493i 1.5Liter	1493 cc	73.70 X 87.50	4 cyl			
CR 448AM STD/010/020/030/040/050	C 448	4 Pairs		1.8750/1.8755 47.625/47.638	2.0210/2.0215 51.333/51.346	0.691 17.55	0.0720 1.829
MB 341AM STD/010/020/030/040/050	M 341	3 Pairs		2.3110/2.3115 58.699/58.712	2.4570/2.4575 62.408/62.421	0.854 21.70	0.0720 1.829
9	R Series 1.6Liter OHC	1598 cc	76.20 X 87.60	4 cyl			9
	S Series 1.6Liter OHC Carburettor	1598 cc	76.20 X 87.60	4 cyl			
CR4011AM STD/010/020/060	C4011	4 Pairs		1.8759/1.8764 47.648/47.661	2.0210/2.0215 51.333/51.346	0.664 16.87	0.0718 1.824
MB5552AM STD/010/020/030	M5552/1	4 Pairs	1,2,3,5	2.2515/2.2520 57.188/57.201	2.3950/2.3955 60.833/60.846	0.820 20.83	0.0709 1.801
	M5552/4	1 Pair	4	2.2515/2.2520 57.188/57.201	2.3950/2.3955 60.833/60.846	0.820 20.83	0.0705 1.791
10	B Series, 1.6Liter	1622 cc	76.19 X 88.90	4 cyl			10
CR 420AM STD/010/020	C 420	4 Pairs		1.8759/1.8764 47.648/47.661	2.0210/2.0215 51.333/51.346	1.004 25.50	0.0720 1.829
MB 347AM STD/010/020/040	M 347	3 Pairs		2.0005/2.0010 50.813/50.825	2.1460/2.1465 54.508/54.521	1.222 31.04	0.0720 1.829
11	B Series 1.8Liter	1798 cc	80.25 X 88.90	4 cyl			11
	B Series 1798CC Overbored	1892 cc	82.28 X 88.90	4 cyl			
CR4403AM STD/010/020/030/040/050/060	C4403	4 Pairs		1.8759/1.8764 47.648/47.661	2.0210/2.0215 51.333/51.346	0.784 19.90	0.0719 1.826
CR4403CP STD/010/020/030/040	C4403	4 Pairs		1.8759/1.8764 47.648/47.661	2.0210/2.0215 51.333/51.346	0.784 19.90	0.0720 1.829
MB 520AM STD/010/020/030/040/050/060	M 520/1	3 Pairs	1,3,5	2.1265/2.1270 54.013/54.026	2.2710/2.2715 57.683/57.696	1.129 28.68	0.0715 1.816
	M 520/2	2 Pairs	2,4	2.1265/2.1270 54.013/54.026	2.2710/2.2715 57.683/57.696	0.769 19.54	0.0715 1.816
TW 216AM STD/0.25	W 216D W 216E	2 Pairs		2.3400/2.3500 59.436/59.690	2.9330/2.9430 74.498/74.752	0.000 0.00	0.0930 2.362
12	O Series 2.0Liter Fuel Injection	1994 cc	84.44 X 89.00	4 cyl			12
CR4064AM STD/010/020	C4064	4 Pairs		1.8759/1.8764 47.648/47.661	2.0210/2.0215 51.333/51.346	0.784 19.90	0.0717 1.821
MB5594AM STD/010/020/030	M5594/1	3 Pairs	1,3,5	2.1265/2.1270 54.013/54.026	2.2710/2.2715 57.683/57.696	1.129 28.68	0.0716 1.819
	M5594/2	2 Pairs	2,4	2.1265/2.1270 54.013/54.026	2.2710/2.2715 57.683/57.696	0.769 19.54	0.0716 1.819
TW 216AM STD/0.25	W 216D W 216E	2 Pairs		2.3400/2.3500 59.436/59.690	2.9330/2.9430 74.498/74.752	0.000 0.00	0.0930 2.362
13	O Series TC 2.0Liter Turbocharged	1994 cc	84.44 X 89.00	4 cyl			13
MB5594AM STD/010/020/030	M5594/1	3 Pairs	1,3,5	2.1265/2.1270 54.013/54.026	2.2710/2.2715 57.683/57.696	1.129 28.68	0.0716 1.819
	M5594/2	2 Pairs	2,4	2.1265/2.1270 54.013/54.026	2.2710/2.2715 57.683/57.696	0.769 19.54	0.0716 1.819









MG				MG			
King Set No.	Part No.	Qty.	Position	Crankshaft Diameter	Housing Diameter	Length	Wall Thickness
TW 216AM STD/0.25	W 216D W 216E	2 Pairs		2.3400/2.3500 59.436/59.690	2.9330/2.9430 74.498/74.752	0.000 0.00	0.0930 2.362
14	C Series 2.9Liter, 7 bearing crankshaft	01/1967 - 12/1970	2912 cc	83.33 X 88.90	6 cyl		14
CR6626AM STD/010/020/030	C6626	6 Pairs		2.0000/2.0005 50.800/50.813	2.1140/2.1145 53.696/53.708	0.902 22.90	0.0563 1.430
MB 789AM STD/010/020/030	M 789/1	5 Pairs		2.3742/2.3747 60.305/60.317	2.5210/2.5215 64.033/64.046	0.951 24.16	0.0728 1.849
	M 789/4	2 Pairs		2.3742/2.3747 60.305/60.317	2.5210/2.5215 64.033/64.046	1.069 27.16	0.0728 1.849
15	3528 3.5Liter		3528 cc	88.86 X 71.12	8 cyl		15
CR8006AM STD/010/020/030/050/060	C8006	8 Pairs		1.9995/2.0005 50.787/50.813	2.1247/2.1252 53.967/53.980	0.701 17.80	0.0619 1.572
MB 589AM crank flange length mm STD 26.87/26.82 010 26.87/26.82 020 26.87/26.82 030 26.87/26.82	M 589U M 589L	4 Pairs	1,2,4,5	2.2983/2.2993 58.377/58.402	2.4906/2.4916 63.261/63.287	0.804 20.41	0.0955 2.426
	F 589U F 589L	1 Pair	3	2.2987/2.2997 58.387/58.412	2.4906/2.4916 63.261/63.287	1.062 26.97	0.0954 2.423









Engine Index: Mercury Marine









Engine-Code	Years	Cyl	CC	Line
153 Chevrolet OHV		4	2506	1
181 Chevrolet OHV		4	3000	2
230 Chevrolet OHV		6	3767	3
229 Chevrolet OHV		6	3800	4
250 Chevrolet OHV		6	4100	5
262 Chevrolet OHV		6	4300	6
283 Chevrolet OHV		8	4635	7
292 Chevrolet OHV		6	4782	8
302 Ford OHV		8	5000	9
305 Chevrolet OHV		8	5000	10
327 Chevrolet OHV		8	5356	11
350 Chevrolet OHV		8	5700	10
351W Ford OHV		8	5800	12
427 Chevrolet OHV		8	7000	13
444 International D-Tronic Turbo Diesel		8	7263	14
454 Chevrolet Mark IV, Mark V OHV		8	7400	13
496 Chevrolet Vortec OHV		8	8100	15
502 Chevrolet Mark IV, Mark V OHV		8	8200	13









Mercury Marine				Mercury Marine				
								
King Set No.	Part No.	Qty.	Position	Crankshaft Diameter	Housing Diameter	Length	Wall Thickness	
1	153 Chevrolet OHV	2506 cc	98.55 X 82.55	4 cyl			1	
CR4423AM STD/010/020/030/040/060	C 624	4 Pairs			1.9990/2.0000 50.775/50.800	2.1247/2.1252 53.967/53.980	0.841 21.36	0.0619 1.572
MB5532SI crank flange length mm STD 25.63/25.58 010 25.66/25.61 020 25.66/25.61 030 25.66/25.61 040 25.66/25.61	M5532U M 752L	4 Pairs	1,2,3,4		2.2983/2.2993 58.377/58.402	2.4906/2.4916 63.261/63.287	0.806 20.48	0.0955 2.426
	F5532U F 752L	1 Pair	5		2.2983/2.2993 58.377/58.402	2.4900/2.4916 63.246/63.287	1.013 25.73	0.0955 2.426
MB5313SI Optional to MB5532SI (flange O/S .020") crank flange length mm STD 25.63/25.58 010 26.13/26.08 020 26.13/26.08 030 26.13/26.08 040 26.13/26.08 050 26.13/26.08	M5532U M 752L	4 Pairs	1,2,3,4		2.2983/2.2993 58.377/58.402	2.4906/2.4916 63.261/63.287	0.806 20.48	0.0955 2.426
	F5313U F5313L	1 Pair	5		2.2983/2.2993 58.377/58.402	2.4900/2.4916 63.246/63.287	1.013 25.73	0.0955 2.426
2	181 Chevrolet OHV	3000 cc	101.60 X 91.44	4 cyl			2	
CR4361SI STD/010/020/030/040	C 807	4 Pairs			2.0990/2.1000 53.315/53.340	2.2247/2.2252 56.507/56.520	0.839 21.30	0.0621 1.577
CS 325BB 010	S 325	3	1-2-3		1.8682/1.8692 47.452/47.478	1.9990/2.0010 50.775/50.825	0.865 21.97	0.0644 1.636
MB5532SI crank flange length mm STD 25.63/25.58 010 25.66/25.61 020 25.66/25.61 030 25.66/25.61 040 25.66/25.61	M5532U M 752L	4 Pairs	1,2,3,4		2.2983/2.2993 58.377/58.402	2.4906/2.4916 63.261/63.287	0.806 20.48	0.0955 2.426
	F5532U F 752L	1 Pair	5		2.2983/2.2993 58.377/58.402	2.4900/2.4916 63.246/63.287	1.013 25.73	0.0955 2.426
MB5313SI Optional to MB5532SI (flange O/S .020") crank flange length mm STD 25.63/25.58 010 26.13/26.08 020 26.13/26.08 030 26.13/26.08 040 26.13/26.08 050 26.13/26.08	M5532U M 752L	4 Pairs	1,2,3,4		2.2983/2.2993 58.377/58.402	2.4906/2.4916 63.261/63.287	0.806 20.48	0.0955 2.426
	F5313U F5313L	1 Pair	5		2.2983/2.2993 58.377/58.402	2.4900/2.4916 63.246/63.287	1.013 25.73	0.0955 2.426
3	230 Chevrolet OHV	3767 cc	98.55 X 82.55	6 cyl			3	
CR 624AM STD/001/010/020/030/040/050/060	C 624	6 Pairs			1.9990/2.0000 50.775/50.800	2.1247/2.1252 53.967/53.980	0.841 21.36	0.0619 1.572
CS 402BB								
MB 752SI crank flange length mm STD 25.63/25.58 010 25.66/25.61 020 25.66/25.61 030 25.66/25.61 040 25.66/25.61	M 752U M 752L	6 Pairs	1,2,3,4, 5,6		2.2983/2.2993 58.377/58.402	2.4906/2.4916 63.261/63.287	0.806 20.48	0.0955 2.426
	F 752U F 752L	1 Pair	7		2.2983/2.2993 58.377/58.402	2.4906/2.4916 63.261/63.287	1.013 25.73	0.0955 2.426
4	229 Chevrolet OHV	3800 cc	95.00 X 88.39	6 cyl			4	
CS 414BB 010	S 414/1	1	1		1.8682/1.8692 47.452/47.478	2.0190/2.0210 51.283/51.333	0.740 18.80	0.0744 1.890
	S 414/2	2	2,4		1.8682/1.8692 47.452/47.478	2.0090/2.0110 51.029/51.079	0.745 18.92	0.0694 1.763
	S 414/3	1	3		1.8682/1.8692 47.452/47.478	1.9990/2.0010 50.775/50.825	0.740 18.80	0.0644 1.636









Mercury Marine				Mercury Marine			
 King Set No.	 Part No.	 Qty.	 Position	 Crankshaft Diameter	 Housing Diameter	 Length	 Wall Thickness
MB 445SI <i>crank flange length mm</i> STD 43.64/43.59 001 43.67/43.62 010 43.67/43.62 020 43.67/43.62 030 43.67/43.62 040 43.67/43.62 060 43.89/43.84	M 557U M 557L F 557U F 557L	3 Pairs 1 Pair	1,2,3 4	2.4484/2.4493 62.189/62.212 2.4479/2.4488 62.177/62.200	2.6406/2.6415 67.071/67.094 2.6406/2.6415 67.071/67.094	0.805 20.45 1.722 43.74	0.0955 2.426 0.0955 2.426
MB 452SI Optional to MB 445SI (housing bore +.002") <i>crank flange length mm</i> STD 43.64/43.59 010 43.67/43.62 020 43.67/43.62	M5570U M5570L F5570U F5570L	3 Pairs 1 Pair	1,2,3 4	2.4484/2.4493 62.189/62.212 2.4479/2.4488 62.177/62.200	2.6606/2.6615 67.579/67.602 2.6606/2.6615 67.579/67.602	0.805 20.45 1.722 43.74	0.1055 2.680 0.1055 2.680
5	250 Chevrolet OHV		4100 cc	98.55 X 89.66	6 cyl		5
CR 624AM STD/001/010/020/030/040/050/060	C 624	6 Pairs		1.9990/2.0000 50.775/50.800	2.1247/2.1252 53.967/53.980	0.841 21.36	0.0619 1.572
CS 402BB -1970							
CS 405BB 1971-							
MB 752SI <i>crank flange length mm</i> STD 25.63/25.58 010 25.66/25.61 020 25.66/25.61 030 25.66/25.61 040 25.66/25.61	M 752U M 752L F 752U F 752L	6 Pairs 1 Pair	1,2,3,4, 5,6 7	2.2983/2.2993 58.377/58.402 2.2983/2.2993 58.377/58.402	2.4906/2.4916 63.261/63.287 2.4906/2.4916 63.261/63.287	0.806 20.48 1.013 25.73	0.0955 2.426 0.0955 2.426
6	262 Chevrolet OHV		4300 cc	101.60 X 88.39	6 cyl		6
CR6625SI STD/0.25/0.5/0.75/1.0	C6625	6 Pairs		2.2492/2.2498 57.130/57.145	2.3747/2.3757 60.317/60.343	0.752 19.10	0.0619 1.572
CS 414BB 010	S 414/1 S 414/2 S 414/3	1 2 1	1 2,4 3	1.8682/1.8692 47.452/47.478 1.8682/1.8692 47.452/47.478 1.8682/1.8692 47.452/47.478	2.0190/2.0210 51.283/51.333 2.0090/2.0110 51.029/51.079 1.9990/2.0010 50.775/50.825	0.740 18.80 0.745 18.92 0.740 18.80	0.0744 1.890 0.0694 1.763 0.0644 1.636
CS 435BB 010 only for engines with block ID No. starting with "T"	S 435/1 S 435/2	1 4	1 2-3-4-5	2.0990/2.1000 53.315/53.340 2.0990/2.1000 53.315/53.340	2.2305/2.2320 56.655/56.693 2.2305/2.2320 56.655/56.693	0.790 20.07 0.655 16.64	0.0647 1.643 0.0647 1.643
CS1101BB							
MB 445SI <i>crank flange length mm</i> STD 43.64/43.59 001 43.67/43.62 010 43.67/43.62 020 43.67/43.62 030 43.67/43.62 040 43.67/43.62 060 43.89/43.84	M 557U M 557L F 557U F 557L	3 Pairs 1 Pair	1,2,3 4	2.4484/2.4493 62.189/62.212 2.4479/2.4488 62.177/62.200	2.6406/2.6415 67.071/67.094 2.6406/2.6415 67.071/67.094	0.805 20.45 1.722 43.74	0.0955 2.426 0.0955 2.426
CR6683SI STD/0.25/0.5/0.75 Optional to CR6625SI (housing bore +.002")	C6683	6 Pairs		2.2492/2.2498 57.130/57.145	2.3760/2.3770 60.350/60.376	0.752 19.10	0.0629 1.598
MB 452SI Optional to MB 445SI (housing bore +.002") <i>crank flange length mm</i> STD 43.64/43.59 010 43.67/43.62 020 43.67/43.62	M5570U M5570L F5570U F5570L	3 Pairs 1 Pair	1,2,3 4	2.4484/2.4493 62.189/62.212 2.4479/2.4488 62.177/62.200	2.6606/2.6615 67.579/67.602 2.6606/2.6615 67.579/67.602	0.805 20.45 1.722 43.74	0.1055 2.680 0.1055 2.680









Mercury Marine				Mercury Marine			
							
King Set No.	Part No.	Qty.	Position	Crankshaft Diameter	Housing Diameter	Length	Wall Thickness
7	283 Chevrolet OHV		4635 cc	98.55 X 76.20	8 cyl		7
CR 803AM STD/001/002/010/020/030/040/060	C 624	8 Pairs		1.9990/2.0000 50.775/50.800	2.1247/2.1252 53.967/53.980	0.841 21.36	0.0619 1.572
CS 507BB STD 1964-	S 507/1	1	1	1.8682/1.8692 47.452/47.478	2.0190/2.0210 51.283/51.333	0.740 18.80	0.0744 1.890
	S 507/2	2	2,5	1.8682/1.8692 47.452/47.478	2.0090/2.0110 51.029/51.079	0.745 18.92	0.0694 1.763
	S 507/3	2	3-4	1.8682/1.8692 47.452/47.478	1.9990/2.0010 50.775/50.825	0.740 18.80	0.0644 1.636
CS 507HP STD 1964-	S 507/1	1	1	1.8682/1.8692 47.452/47.478	2.0190/2.0210 51.283/51.333	0.740 18.80	0.0744 1.890
	S 507/2	2	2,5	1.8682/1.8692 47.452/47.478	2.0090/2.0110 51.029/51.079	0.745 18.92	0.0694 1.763
	S 507/3	2	3-4	1.8682/1.8692 47.452/47.478	1.9990/2.0010 50.775/50.825	0.740 18.80	0.0644 1.636
	S 507/1	1	1	1.8682/1.8692 47.452/47.478	2.0190/2.0210 51.283/51.333	0.740 18.80	0.0744 1.890
	S 507/2	2	2,5	1.8682/1.8692 47.452/47.478	2.0090/2.0110 51.029/51.079	0.745 18.92	0.0694 1.763
	S 507/2	2	2,5	1.8682/1.8692 47.452/47.478	2.0090/2.0110 51.029/51.079	0.745 18.92	0.0694 1.763
	S 507/3	2	3-4	1.8682/1.8692 47.452/47.478	1.9990/2.0010 50.775/50.825	0.740 18.80	0.0644 1.636
CS 534HP STD -1963	S 534/1	1	1	1.8682/1.8692 47.452/47.478	2.0190/2.0210 51.283/51.333	0.740 18.80	0.0744 1.890
	S 534/2	1	2	1.8682/1.8692 47.452/47.478	2.0090/2.0110 51.029/51.079	0.745 18.92	0.0694 1.763
	S 534/3	2	3-4	1.8682/1.8692 47.452/47.478	1.9990/2.0010 50.775/50.825	0.740 18.80	0.0644 1.636
	S 534/5	1	5	1.8682/1.8692 47.452/47.478	2.0090/2.0110 51.029/51.079	0.940 23.88	0.0694 1.763
	S 534/1	1	1	1.8682/1.8692 47.452/47.478	2.0190/2.0210 51.283/51.333	0.740 18.80	0.0744 1.890
	S 534/2	1	2	1.8682/1.8692 47.452/47.478	2.0090/2.0110 51.029/51.079	0.745 18.92	0.0694 1.763
	S 534/2	1	2	1.8682/1.8692 47.452/47.478	1.9990/2.0010 50.775/50.825	0.740 18.80	0.0644 1.636
	S 534/3	2	3-4	1.8682/1.8692 47.452/47.478	2.0090/2.0110 51.029/51.079	0.940 23.88	0.0694 1.763
	S 534/5	1	5				
MB 554AM crank flange length mm STD 43.64/43.59 010 43.66/43.61 020 43.66/43.61 030 43.66/43.61 040 43.66/43.61 050 43.66/43.61 060 43.89/43.84	M 554U M 554L	4 Pairs	1,2,3,4	2.2983/2.2993 58.377/58.402	2.4906/2.4916 63.261/63.287	0.806 20.48	0.0955 2.426
	F 554U F 554L	1 Pair	5	2.2978/2.2988 58.364/58.390	2.4906/2.4916 63.261/63.287	1.722 43.74	0.0956 2.428
CR 803HPN STD/STDX/001/010/010X/011/020/030 Optional to CR 803AM (Race bearings, Bi-metal [Alecular]) Narrowed	C 803U C 803L	8 Pairs		1.9990/2.0000 50.775/50.800	1.1247/2.1252 28.567/53.980	0.787 20.00	0.0622 1.580









Mercury Marine				Mercury Marine			
 King Set No.	 Part No.	 Qty.	 Position	 Crankshaft Diameter	 Housing Diameter	 Length	 Wall Thickness
CR 803XPN STD/STDX/001/010 Optional to CR 803AM (Race bearings, Tri-metal [pMax Black]) Narrowed	C 803U/N C 803L/N	8 Pairs		1.9990/2.0000 50.775/50.800	1.1247/2.1252 28.567/53.980	0.787 20.00	0.0622 1.580
CR 803XPND Optional to CR 803AM (Race bearings, Tri-metal [pMax Black]) Narrowed, with dowel hole	C 803U/N C 803L/ND	8 Pairs		1.9990/2.0000 50.775/50.800	1.1247/2.1252 28.567/53.980	0.787 20.00	0.0622 1.580
CR 867XPN STD/001/010 Optional to CR 803AM (Race bearings, Tri-metal [pMax Black]) 327 crank journal w/ 350 rod Narrowed	C 867U/N C 867L/N	8 Pairs		1.9990/2.0000 50.775/50.800	2.2250 56.515	0.791 20.10	0.1119 2.842
MB 554XP Optional to MB 554AM (Race bearings, Tri-metal [pMax Black]) crank flange length mm STD 43.64/43.59 010 43.64/43.59	M 554U-PR M 554L-PR	4 Pairs	1,2,3,4	2.2983/2.2993 58.377/58.402	2.4906/2.4916 63.261/63.287	0.806 20.48	0.0955 2.426
	F 554U-PR F 554L-PR	1 Pair	5	2.2978/2.2988 58.364/58.390	2.4906/2.4916 63.261/63.287	1.722 43.74	0.0956 2.428
8 292 Chevrolet OHV	4782 cc		98.55 X 104.90		6 cyl		8
CR 641SI STD/010/020/030/040/060	C 807	6 Pairs		2.0990/2.1000 53.315/53.340	2.2247/2.2252 56.507/56.520	0.839 21.30	0.0621 1.577
CS 402BB -1970							
CS 405BB 1971-							
MB 752SI crank flange length mm STD 25.63/25.58 010 25.66/25.61 020 25.66/25.61 030 25.66/25.61 040 25.66/25.61	M 752U M 752L	6 Pairs	1,2,3,4, 5,6	2.2983/2.2993 58.377/58.402	2.4906/2.4916 63.261/63.287	0.806 20.48	0.0955 2.426
	F 752U F 752L	1 Pair	7	2.2983/2.2993 58.377/58.402	2.4906/2.4916 63.261/63.287	1.013 25.73	0.0955 2.426
9 302 Ford OHV	5000 cc		101.60 X 76.20		8 cyl		9
CR 804SI STD/STDX/001/010/020/030/040 with oil hole	C 804	8 Pairs		2.1228/2.1236 53.919/53.939	2.2390/2.2398 56.871/56.891	0.724 18.40	0.0575 1.461
CS 514BB 010	S 514/1	1	1	2.0805/2.0815 52.845/52.870	2.2030/2.2050 55.956/56.007	0.660 16.76	0.0602 1.529
	S 514/2	1	2	2.0655/2.0665 52.464/52.489	2.1880/2.1900 55.575/55.626	0.660 16.76	0.0602 1.529
	S 514/3	1	3	2.0505/2.0515 52.083/52.108	2.1730/2.1750 55.194/55.245	0.660 16.76	0.0602 1.529
	S 514/4	1	4	2.0355/2.0365 51.702/51.727	2.1580/2.1600 54.813/54.864	0.660 16.76	0.0602 1.529
	S 514/5	1	5	2.0205/2.0215 51.321/51.346	2.1430/2.1450 54.432/54.483	0.660 16.76	0.0602 1.529

Mercury Marine				Mercury Marine			
 King Set No.	 Part No.	 Qty.	 Position	 Crankshaft Diameter	 Housing Diameter	 Length	 Wall Thickness
CS 514HP STD	S 514/1	1	1	2.0805/2.0815 52.845/52.870	2.2030/2.2050 55.956/56.007	0.660 16.76	0.0602 1.529
	S 514/2	1	2	2.0655/2.0665 52.464/52.489	2.1880/2.1900 55.575/55.626	0.660 16.76	0.0602 1.529
	S 514/3	1	3	2.0505/2.0515 52.083/52.108	2.1730/2.1750 55.194/55.245	0.660 16.76	0.0602 1.529
	S 514/4	1	4	2.0355/2.0365 51.702/51.727	2.1580/2.1600 54.813/54.864	0.660 16.76	0.0602 1.529
	S 514/5	1	5	2.0205/2.0215 51.321/51.346	2.1430/2.1450 54.432/54.483	0.660 16.76	0.0602 1.529
	S 514/1	1	1	2.0805/2.0815 52.845/52.870	2.2030/2.2050 55.956/56.007	0.660 16.76	0.0602 1.529
	S 514/2	1	2	2.0655/2.0665 52.464/52.489	2.1880/2.1900 55.575/55.626	0.660 16.76	0.0602 1.529
	S 514/3	1	3	2.0505/2.0515 52.083/52.108	2.1730/2.1750 55.194/55.245	0.660 16.76	0.0602 1.529
	S 514/4	1	4	2.0355/	2.1580/	0.660 16.76	0.0602 1.529
	S 514/5	1	5			0.660 16.76	0.0602 1.529
MB 529SI <i>crank flange length mm</i> STD 28.78/28.73 STDX 28.78/28.73 001 28.81/28.76 010 28.81/28.76 020 28.81/28.76 030 28.81/28.76 040 28.81/28.76 050 29.03/28.98	M 529U M 529L	4 Pairs	1,2,4,5	2.2482/2.2490 57.104/57.125	2.4412/2.4420 62.006/62.027	0.889 22.58	0.0961 2.441
	F 529U F 529L	1 Pair	3	2.2482/2.2490 57.104/57.125	2.4412/2.4420 62.006/62.027	1.137 28.88	0.0961 2.441
CR 804HPN STD/STDX/001/010/010X/011/020/030 Optional to CR 804SI (Race bearings, Bi-metal [Alecular]) Narrowed	C 804U/N C 804L/N	8 Pairs		2.1228/2.1236 53.919/53.939	2.2390/2.2398 56.871/56.891	0.677 17.20	0.0576 1.463
CR 804XPN STD/STDX/010 Optional to CR 804SI (Race bearings, Tri-metal [pMax Black]) Narrowed	C 804U/N C 804L/N	8 Pairs		2.1228/2.1236 53.919/53.939	2.2390/2.2398 56.871/56.891	0.677 17.20	0.0576 1.463
CR 804XPND Optional to CR 804SI (Race bearings, Tri-metal [pMax Black]) Narrowed, with dowel hole	C 804U/N C 804L/ND	8 Pairs		2.1228/2.1236 53.919/53.939	2.2390/2.2398 56.871/56.891	0.677 17.20	0.0576 1.463
CR 871SI STD/010/020/030 Optional to CR 804SI (housing bore +.002")	C 871	8 Pairs		2.1228/2.1236 53.919/53.939	2.2410/2.2418 56.921/56.942	0.724 18.40	0.0585 1.486
MB 529HP Optional to MB 529SI (Race bearings, Bi-metal [Alecular]) 1/2 Groove <i>crank flange length mm</i> STD 28.78/28.73 STDX 28.78/28.73 001 28.78/28.73 010 28.78/28.73 010X 28.78/28.73 011 28.78/28.73 020 28.78/28.73 030 28.78/28.73	M 529U/PR M 529L/PRH	4 Pairs	1,2,4,5	2.2482/2.2490 57.104/57.125	2.4412/2.4420 62.006/62.027	0.889 22.58	0.0960 2.438
	F 529U/PR F 529L/PRH	1 Pair	3	2.2482/2.2490 57.104/57.125	2.4412/2.4420 62.006/62.027	1.137 28.88	0.0960 2.438

Mercury Marine				Mercury Marine			
 King Set No.	 Part No.	 Qty.	 Position	 Crankshaft Diameter	 Housing Diameter	 Length	 Wall Thickness
MB 529XP Optional to MB 529SI (Race bearings, Tri-metal [pMax Black]) 1/2 Groove crank flange length mm STD 28.78/28.73 STDX 28.78/28.73 010 28.78/28.73 020 28.78/28.73	M 529U/PR M 529L/PR	4 Pairs	1,2,4,5	2.2482/2.2490 57.104/57.125	2.4412/2.4420 62.006/62.027	0.889 22.58	0.0960 2.438
	F 529U/PR F 529L/PR	1 Pair	3	2.2482/2.2490 57.104/57.125	2.4412/2.4420 62.006/62.027	1.137 28.88	0.0960 2.438
MB5197AM Optional to MB 529SI (flange O/S .030") crank flange length mm 010 29.53/29.48 020 29.53/29.48 030 29.53/29.48	M 529U M 529L	4 Pairs	1,2,4,5	2.2482/2.2490 57.104/57.125	2.4412/2.4420 62.006/62.027	0.889 22.58	0.0961 2.441
	F5197U F5197L	1 Pair	3	2.2482/2.2490 57.104/57.125	2.4412/2.4420 62.006/62.027	1.137 28.88	0.0961 2.441
10	305 Chevrolet OHV		5000 cc	95.00 X 88.39	8 cyl		10
	350 Chevrolet OHV		5700 cc	101.60 X 88.39	8 cyl		
CR 807SI STD/STDX/001/002/010/010X/020/030/040/050/060	C 807	8 Pairs		2.0990/2.1000 53.315/53.340	2.2247/2.2252 56.507/56.520	0.839 21.30	0.0621 1.577
CS 507BB STD	S 507/1	1	1	1.8682/1.8692 47.452/47.478	2.0190/2.0210 51.283/51.333	0.740 18.80	0.0744 1.890
	S 507/2	2	2,5	1.8682/1.8692 47.452/47.478	2.0090/2.0110 51.029/51.079	0.745 18.92	0.0694 1.763
	S 507/3	2	3-4	1.8682/1.8692 47.452/47.478	1.9990/2.0010 50.775/50.825	0.740 18.80	0.0644 1.636
CS 507HP STD	S 507/1	1	1	1.8682/1.8692 47.452/47.478	2.0190/2.0210 51.283/51.333	0.740 18.80	0.0744 1.890
	S 507/2	2	2,5	1.8682/1.8692 47.452/47.478	2.0090/2.0110 51.029/51.079	0.745 18.92	0.0694 1.763
	S 507/3	2	3-4	1.8682/1.8692 47.452/47.478	1.9990/2.0010 50.775/50.825	0.740 18.80	0.0644 1.636
	S 507/1	1	1	1.8682/1.8692 47.452/47.478	2.0190/2.0210 51.283/51.333	0.740 18.80	0.0744 1.890
	S 507/2	2	2,5	1.8682/1.8692 47.452/47.478	2.0090/2.0110 51.029/51.079	0.745 18.92	0.0694 1.763
	S 507/3	2	3-4	1.8682/1.8692 47.452/47.478	1.9990/2.0010 50.775/50.825	0.740 18.80	0.0644 1.636
	S 507/3	2	3-4	1.8682/1.8692 47.452/47.478	1.9990/2.0010 50.775/50.825	0.740 18.80	0.0644 1.636
MB 557SI crank flange length mm STD 43.64/43.59 STDX 43.67/43.62 001 43.67/43.62 002 43.67/43.62 010 43.67/43.62 010X 43.67/43.62 020 43.67/43.62 030 43.67/43.62 040 43.67/43.62 060 43.89/43.84	M 557U M 557L	4 Pairs	1,2,3,4	2.4484/2.4493 62.189/62.212	2.6406/2.6415 67.071/67.094	0.805 20.45	0.0955 2.426
	F 557U F 557L	1 Pair	5	2.4479/2.4488 62.177/62.200	2.6406/2.6415 67.071/67.094	1.722 43.74	0.0955 2.426
CR 807HPN STD/STDX/001/010/010X/011/020/020X/021/030 Optional to CR 807SI (Race bearings, Bi-metal [Alecular]) Narrowed	C 807U/N C 807L/N	8 Pairs		2.0990/2.1000 53.315/53.340	2.2247/2.2252 56.507/56.520	0.791 20.10	0.0619 1.572
CR 807HPND STD/STDX/001/010/010X/011/020/020X/021/030 Optional to CR 807SI (Race bearings, Bi-metal [Alecular]) Narrowed, with dowel hole	C 807U/N C 807L/ND	8 Pairs		2.0990/2.1000 53.315/53.340	2.2247/2.2252 56.507/56.520	0.791 20.10	0.0619 1.572









Mercury Marine				Mercury Marine			
 King Set No.	 Part No.	 Qty.	 Position	 Crankshaft Diameter	 Housing Diameter	 Length	 Wall Thickness
CR 807XP STD/STD/001/010/010X/011/020/020X/021/030 Optional to CR 807SI (Race bearings, Tri-metal [pMax Black]) Narrowed	C 807U/N C 807L/N	8 Pairs		2.0990/2.1000 53.315/53.340	2.2247/2.2252 56.507/56.520	0.791 20.10	0.0619 1.572
CR 807XPND STD/STD/001/010 Optional to CR 807SI (Race bearings, Tri-metal [pMax Black]) Narrowed, with dowel hole	C 807U/N C 807L/ND	8 Pairs		2.0990/2.1000 53.315/53.340	2.2247/2.2252 56.507/56.520	0.791 20.10	0.0619 1.572
CR 865SI STD/010/020/030/040 Optional to CR 807SI (housing bore +.002")	C 865	8 Pairs		2.0990/2.1000 53.315/53.340	2.2267/2.2272 56.558/56.571	0.839 21.30	0.0631 1.603
MB 557HP Optional to MB 557SI (Race bearings, Bi-metal [Alecular]) 1/2 Groove <i>crank flange length mm</i> STD 43.64/43.59 STDX 43.64/43.59 /EST001 43.64/43.59 010 43.64/43.59 010X 43.64/43.59 011 43.64/43.59 020 43.64/43.59 020X 43.64/43.59 021 43.64/43.59 030 43.64/43.59	M 557U/PR M 557L/PR F 557U/PR F 557L/PR	4 Pairs 1 Pair	1,2,3,4 5	2.4483/2.4493 62.187/62.212 2.4478/2.4488 62.174/62.200	2.6406/2.6416 67.071/67.097 2.6406/2.6416 67.071/67.097	0.805 20.45 1.722 43.74	0.0955 2.426 0.0955 2.426
MB 557XP Optional to MB 557SI (Race bearings, Tri-metal [pMax Black]) 1/2 Groove <i>crank flange length mm</i> STD 43.64/43.59 STDX 43.64/43.59 001 43.64/43.59 010 43.64/43.59 010X 43.64/43.59 011 43.64/43.59 020 43.64/43.59 020X 43.64/43.59 021 43.64/43.59 030 43.64/43.59	M 557U/PR M 557L/PR F 557U/PR F 557L/PR	4 Pairs 1 Pair	1,2,3,4 5	2.4483/2.4493 62.187/62.212 2.4478/2.4488 62.174/62.200	2.6406/2.6416 67.071/67.097 2.6406/2.6416 67.071/67.097	0.805 20.45 1.722 43.74	0.0955 2.426 0.0955 2.426
MB5183SI Optional to MB 557SI (flange O/S .010") <i>crank flange length mm</i> 010 43.89/43.84 020 43.89/43.84 030 43.89/43.84 040 43.89/43.84	M 557U M 557L F5183U F5183L	4 Pairs 1 Pair	1,2,3,4 5	2.4484/2.4493 62.189/62.212 2.4479/2.4488 62.177/62.200	2.6406/2.6415 67.071/67.094 2.6406/2.6415 67.071/67.094	0.805 20.45 1.722 43.74	0.0955 2.426 0.0955 2.426
MB5184SI Optional to MB 557SI (flange O/S .020") <i>crank flange length mm</i> 010 44.14/44.09 020 44.14/44.09 030 44.14/44.09 040 44.14/44.09	M 557U M 557L F5184U F5184L	4 Pairs 1 Pair	1,2,3,4 5	2.4484/2.4493 62.189/62.212 2.4479/2.4488 62.177/62.200	2.6406/2.6415 67.071/67.094 2.6406/2.6415 67.071/67.094	0.805 20.45 1.722 43.74	0.0955 2.426 0.0955 2.426
MB5185SI Optional to MB 557SI (flange O/S .030") <i>crank flange length mm</i> 010 44.39/44.34 020 44.39/44.34 030 44.39/44.34 040 44.39/44.34	M 557U M 557L F5185U F5185L	4 Pairs 1 Pair	1,2,3,4 5	2.4484/2.4493 62.189/62.212 2.4479/2.4488 62.177/62.200	2.6406/2.6415 67.071/67.094 2.6406/2.6415 67.071/67.094	0.805 20.45 1.722 43.74	0.0955 2.426 0.0955 2.426
MB5271SI Optional to MB 557SI (flange O/S .020" / housing OD +.020") <i>crank flange length mm</i> 010 44.14/44.09	M5570U M5570L F5271U F5271L	4 Pairs 1 Pair	1,2,3,4 5	2.4484/2.4493 62.189/62.212 2.4479/2.4488 62.177/62.200	2.6606/2.6615 67.579/67.602 2.6606/2.6615 67.579/67.602	0.805 20.45 1.722 43.74	0.1055 2.680 0.1055 2.680









Mercury Marine				Mercury Marine			
 King Set No.	 Part No.	 Qty.	 Position	 Crankshaft Diameter	 Housing Diameter	 Length	 Wall Thickness
MB5570SI Optional to MB 557SI (housing bore +.020") crank flange length mm STD 43.64/43.59 010 43.67/43.62 020 43.67/43.62	M5570U M5570L	4 Pairs	1,2,3,4	2.4484/2.4493 62.189/62.212	2.6606/2.6615 67.579/67.602	0.805 20.45	0.1055 2.680
	F5570U F5570L	1 Pair	5	2.4479/2.4488 62.177/62.200	2.6606/2.6615 67.579/67.602	1.722 43.74	0.1055 2.680
11	327 Chevrolet OHV		5356 cc	101.60 X 82.55	8 cyl		11
CR 807SI STD/STDX/001/002/010/010X/020/030/040/050/060	C 807	8 Pairs		2.0990/2.1000 53.315/53.340	2.2247/2.2252 56.507/56.520	0.839 21.30	0.0621 1.577
	CS 507BB STD 1964-	S 507/1	1	1	1.8682/1.8692 47.452/47.478	2.0190/2.0210 51.283/51.333	0.740 18.80
S 507/2		2	2,5	1.8682/1.8692 47.452/47.478	2.0090/2.0110 51.029/51.079	0.745 18.92	0.0694 1.763
S 507/3		2	3-4	1.8682/1.8692 47.452/47.478	1.9990/2.0010 50.775/50.825	0.740 18.80	0.0644 1.636
CS 507HP STD 1964-	S 507/1	1	1	1.8682/1.8692 47.452/47.478	2.0190/2.0210 51.283/51.333	0.740 18.80	0.0744 1.890
	S 507/2	2	2,5	1.8682/1.8692 47.452/47.478	2.0090/2.0110 51.029/51.079	0.745 18.92	0.0694 1.763
	S 507/3	2	3-4	1.8682/1.8692 47.452/47.478	1.9990/2.0010 50.775/50.825	0.740 18.80	0.0644 1.636
	S 507/1	1	1	1.8682/1.8692 47.452/47.478	2.0190/2.0210 51.283/51.333	0.740 18.80	0.0744 1.890
	S 507/2	2	2,5	1.8682/1.8692 47.452/47.478	2.0090/2.0110 51.029/51.079	0.745 18.92	0.0694 1.763
	S 507/3	2	3-4	1.8682/1.8692 47.452/47.478	1.9990/2.0010 50.775/50.825	0.740 18.80	0.0644 1.636
	S 507/3	2	3-4	1.8682/1.8692 47.452/47.478	1.9990/2.0010 50.775/50.825	0.740 18.80	0.0644 1.636
CS 534HP STD -1963	S 534/1	1	1	1.8682/1.8692 47.452/47.478	2.0190/2.0210 51.283/51.333	0.740 18.80	0.0744 1.890
	S 534/2	1	2	1.8682/1.8692 47.452/47.478	2.0090/2.0110 51.029/51.079	0.745 18.92	0.0694 1.763
	S 534/3	2	3-4	1.8682/1.8692 47.452/47.478	1.9990/2.0010 50.775/50.825	0.740 18.80	0.0644 1.636
	S 534/5	1	5	1.8682/1.8692 47.452/47.478	2.0090/2.0110 51.029/51.079	0.940 23.88	0.0694 1.763
	S 534/1	1	1	1.8682/1.8692 47.452/47.478	2.0190/2.0210 51.283/51.333	0.740 18.80	0.0744 1.890
	S 534/2	1	2	1.8682/1.8692 47.452/47.478	2.0090/2.0110 51.029/51.079	0.745 18.92	0.0694 1.763
	S 534/2	1	2	1.8682/1.8692 47.452/47.478	1.9990/2.0010 50.775/50.825	0.740 18.80	0.0644 1.636
	S 534/3	2	3-4	1.8682/1.8692 47.452/47.478	2.0090/2.0110 51.029/51.079	0.940 23.88	0.0694 1.763
	S 534/3	2	3-4	1.8682/1.8692 47.452/47.478	2.0090/2.0110 51.029/51.079	0.940 23.88	0.0694 1.763
MB 557SI crank flange length mm STD 43.64/43.59 STDX 43.64/43.59 001 43.67/43.62 002 43.67/43.62 010 43.67/43.62 010X 43.67/43.62 020 43.67/43.62 030 43.67/43.62 040 43.67/43.62 060 43.89/43.84	M 557U M 557L	4 Pairs	1,2,3,4	2.4484/2.4493 62.189/62.212	2.6406/2.6415 67.071/67.094	0.805 20.45	0.0955 2.426
	F 557U F 557L	1 Pair	5	2.4479/2.4488 62.177/62.200	2.6406/2.6415 67.071/67.094	1.722 43.74	0.0955 2.426

Mercury Marine				Mercury Marine			
 King Set No.	 Part No.	 Qty.	 Position	 Crankshaft Diameter	 Housing Diameter	 Length	 Wall Thickness
CR 807HPN STD/STD/001/010/010X/011/020/020X/021/030 Optional to CR 807SI (Race bearings, Bi-metal [Alecular]) Narrowed	C 807U/N C 807L/N	8 Pairs		2.0990/2.1000 53.315/53.340	2.2247/2.2252 56.507/56.520	0.791 20.10	0.0619 1.572
CR 807HPND STD/STD/001/010/010X/011/020/020X/021/030 Optional to CR 807SI (Race bearings, Bi-metal [Alecular]) Narrowed, with dowel hole	C 807U/N C 807L/ND	8 Pairs		2.0990/2.1000 53.315/53.340	2.2247/2.2252 56.507/56.520	0.791 20.10	0.0619 1.572
CR 807XPN STD/STD/001/010/010X/011/020/020X/021/030 Optional to CR 807SI (Race bearings, Tri-metal [pMax Black]) Narrowed	C 807U/N C 807L/N	8 Pairs		2.0990/2.1000 53.315/53.340	2.2247/2.2252 56.507/56.520	0.791 20.10	0.0619 1.572
CR 807XPND STD/STD/001/010 Optional to CR 807SI (Race bearings, Tri-metal [pMax Black]) Narrowed, with dowel hole	C 807U/N C 807L/ND	8 Pairs		2.0990/2.1000 53.315/53.340	2.2247/2.2252 56.507/56.520	0.791 20.10	0.0619 1.572
CR 865SI STD/010/020/030/040 Optional to CR 807SI (housing bore +.002")	C 865	8 Pairs		2.0990/2.1000 53.315/53.340	2.2267/2.2272 56.558/56.571	0.839 21.30	0.0631 1.603
MB 557HP Optional to MB 557SI (Race bearings, Bi-metal [Alecular]) 1/2 Groove <i>crank flange length mm</i> STD 43.64/43.59 STDX 43.64/43.59 /EST001 43.64/43.59 010 43.64/43.59 010X 43.64/43.59 011 43.64/43.59 020 43.64/43.59 020X 43.64/43.59 021 43.64/43.59 030 43.64/43.59	M 557U/PR M 557L/PR F 557U/PR F 557L/PR	4 Pairs 1 Pair	1,2,3,4 5	2.4483/2.4493 62.187/62.212 2.4478/2.4488 62.174/62.200	2.6406/2.6416 67.071/67.097 2.6406/2.6416 67.071/67.097	0.805 20.45 1.722 43.74	0.0955 2.426 0.0955 2.426
MB 557XP Optional to MB 557SI (Race bearings, Tri-metal [pMax Black]) 1/2 Groove <i>crank flange length mm</i> STD 43.64/43.59 STDX 43.64/43.59 001 43.64/43.59 010 43.64/43.59 010X 43.64/43.59 011 43.64/43.59 020 43.64/43.59 020X 43.64/43.59 021 43.64/43.59 030 43.64/43.59	M 557U/PR M 557L/PR F 557U/PR F 557L/PR	4 Pairs 1 Pair	1,2,3,4 5	2.4483/2.4493 62.187/62.212 2.4478/2.4488 62.174/62.200	2.6406/2.6416 67.071/67.097 2.6406/2.6416 67.071/67.097	0.805 20.45 1.722 43.74	0.0955 2.426 0.0955 2.426
MB5183SI Optional to MB 557SI (flange O/S .010") <i>crank flange length mm</i> 010 43.89/43.84 020 43.89/43.84 030 43.89/43.84 040 43.89/43.84	M 557U M 557L F5183U F5183L	4 Pairs 1 Pair	1,2,3,4 5	2.4484/2.4493 62.189/62.212 2.4479/2.4488 62.177/62.200	2.6406/2.6415 67.071/67.094 2.6406/2.6415 67.071/67.094	0.805 20.45 1.722 43.74	0.0955 2.426 0.0955 2.426
MB5184SI Optional to MB 557SI (flange O/S .020") <i>crank flange length mm</i> 010 44.14/44.09 020 44.14/44.09 030 44.14/44.09 040 44.14/44.09	M 557U M 557L F5184U F5184L	4 Pairs 1 Pair	1,2,3,4 5	2.4484/2.4493 62.189/62.212 2.4479/2.4488 62.177/62.200	2.6406/2.6415 67.071/67.094 2.6406/2.6415 67.071/67.094	0.805 20.45 1.722 43.74	0.0955 2.426 0.0955 2.426

Mercury Marine









Mercury Marine









 King Set No.	 Part No.	 Qty.	 Position	 Crankshaft Diameter	 Housing Diameter	 Length	 Wall Thickness
MB5185SI Optional to MB 557SI (flange O/S .030") crank flange length mm 010 44.39/44.34 020 44.39/44.34 030 44.39/44.34 040 44.39/44.34	M 557U M 557L	4 Pairs	1,2,3,4	2.4484/2.4493 62.189/62.212	2.6406/2.6415 67.071/67.094	0.805 20.45	0.0955 2.426
	F5185U F5185L	1 Pair	5	2.4479/2.4488 62.177/62.200	2.6406/2.6415 67.071/67.094	1.722 43.74	0.0955 2.426
MB5271SI Optional to MB 557SI (flange O/S .020" / housing OD +.020") crank flange length mm 010 44.14/44.09	M5570U M5570L	4 Pairs	1,2,3,4	2.4484/2.4493 62.189/62.212	2.6606/2.6615 67.579/67.602	0.805 20.45	0.1055 2.680
	F5271U F5271L	1 Pair	5	2.4479/2.4488 62.177/62.200	2.6606/2.6615 67.579/67.602	1.722 43.74	0.1055 2.680
MB5570SI Optional to MB 557SI (housing bore +.020") crank flange length mm STD 43.64/43.59 010 43.67/43.62 020 43.67/43.62	M5570U M5570L	4 Pairs	1,2,3,4	2.4484/2.4493 62.189/62.212	2.6606/2.6615 67.579/67.602	0.805 20.45	0.1055 2.680
	F5570U F5570L	1 Pair	5	2.4479/2.4488 62.177/62.200	2.6606/2.6615 67.579/67.602	1.722 43.74	0.1055 2.680
12	351W Ford OHV		5800 cc	101.60 X 88.90	8 cyl		12
CR 814SI STD/001/010/020/030/040/050/060	C 814	8 Pairs		2.3103/2.3111 58.682/58.702	2.4265/2.4273 61.633/61.653	0.724 18.40	0.0575 1.461
CS 514BB 010	S 514/1	1	1	2.0805/2.0815 52.845/52.870	2.2030/2.2050 55.956/56.007	0.660 16.76	0.0602 1.529
	S 514/2	1	2	2.0655/2.0665 52.464/52.489	2.1880/2.1900 55.575/55.626	0.660 16.76	0.0602 1.529
	S 514/3	1	3	2.0505/2.0515 52.083/52.108	2.1730/2.1750 55.194/55.245	0.660 16.76	0.0602 1.529
	S 514/4	1	4	2.0355/2.0365 51.702/51.727	2.1580/2.1600 54.813/54.864	0.660 16.76	0.0602 1.529
	S 514/5	1	5	2.0205/2.0215 51.321/51.346	2.1430/2.1450 54.432/54.483	0.660 16.76	0.0602 1.529
CS 514HP STD	S 514/1	1	1	2.0805/2.0815 52.845/52.870	2.2030/2.2050 55.956/56.007	0.660 16.76	0.0602 1.529
	S 514/2	1	2	2.0655/2.0665 52.464/52.489	2.1880/2.1900 55.575/55.626	0.660 16.76	0.0602 1.529
	S 514/3	1	3	2.0505/2.0515 52.083/52.108	2.1730/2.1750 55.194/55.245	0.660 16.76	0.0602 1.529
	S 514/4	1	4	2.0355/2.0365 51.702/51.727	2.1580/2.1600 54.813/54.864	0.660 16.76	0.0602 1.529
	S 514/5	1	5	2.0205/2.0215 51.321/51.346	2.1430/2.1450 54.432/54.483	0.660 16.76	0.0602 1.529
	S 514/1	1	1	2.0805/2.0815 52.845/52.870	2.2030/2.2050 55.956/56.007	0.660 16.76	0.0602 1.529
	S 514/2	1	2	2.0655/2.0665 52.464/52.489	2.1880/2.1900 55.575/55.626	0.660 16.76	0.0602 1.529
	S 514/3	1	3	2.0505/2.0515 52.083/52.108	2.1730/2.1750 55.194/55.245	0.660 16.76	0.0602 1.529
	S 514/4	1	4	2.0355/ 51.702/51.727	2.1580/ 54.813/54.864	0.660 16.76	0.0602 1.529
	S 514/5	1	5	2.0205/2.0215 51.321/51.346	2.1430/2.1450 54.432/54.483	0.660 16.76	0.0602 1.529
	S 514/1	1	1	2.0805/2.0815 52.845/52.870	2.2030/2.2050 55.956/56.007	0.660 16.76	0.0602 1.529
	S 514/2	1	2	2.0655/2.0665 52.464/52.489	2.1880/2.1900 55.575/55.626	0.660 16.76	0.0602 1.529
	S 514/3	1	3	2.0505/ 52.083/52.108	2.1730/ 55.194/55.245	0.660 16.76	0.0602 1.529
S 514/4	1	4	2.0355/ 51.702/51.727	2.1580/ 54.813/54.864	0.660 16.76	0.0602 1.529	
S 514/5	1	5	2.0205/ 51.321/51.346	2.1430/ 54.432/54.483	0.660 16.76	0.0602 1.529	









Mercury Marine				Mercury Marine			
 King Set No.	 Part No.	 Qty.	 Position	 Crankshaft Diameter	 Housing Diameter	 Length	 Wall Thickness
MB5504SI -1976 crank flange length mm STD 28.78/28.73 010 28.81/28.76 020 28.81/28.76 030 28.81/28.76 040 28.81/28.76 050 28.81/28.76	M5504	4 Pairs	1,2,4,5	2.9994/3.0002 76.185/76.205	3.1922/3.1930 81.082/81.102	0.839 21.30	0.0958 2.433
	F5504	1 Pair	3	2.9994/3.0002 76.185/76.205	3.1922/3.1930 81.082/81.102	1.137 28.88	0.0958 2.433
MB5505SI 1977- crank flange length mm STD 28.78/28.73 010 28.81/28.76 020 28.81/28.76 030 28.81/28.76 040 28.81/28.76	M5505U M5505L	4 Pairs	1,2,4,5	2.9994/3.0002 76.185/76.205	3.1922/3.1930 81.082/81.102	0.839 21.30	0.0958 2.433
	F5504 F5505L	1 Pair	3	2.9994/3.0002 76.185/76.205	3.1922/3.1930 81.082/81.102	1.137 28.88	0.0958 2.433
CR 814XP STD/STDX/001/010/010X/020 Optional to CR 814SI (Race bearings, Tri-metal [pMax Black]) Narrowed	C 814U/N C 814L/N	8 Pairs		2.3103/2.3111 58.682/58.702	2.4265/2.4273 61.633/61.653	0.673 17.10	0.0576 1.463
CR 872SI STD/010/020/030 Optional to CR 814SI (housing bore +.002")	C 872	8 Pairs		2.3103/2.3111 58.682/58.702	2.4285/2.4293 61.684/61.704	0.724 18.40	0.0585 1.486
MB5186AM Optional to MB5504SI (flange O/S .010") crank flange length mm 010 29.03/28.98 020 29.03/28.98 030 29.03/28.98 050 29.03/28.98 060 29.03/28.98	M5504	4 Pairs	1,2,4,5	2.9994/3.0002 76.185/76.205	3.1922/3.1930 81.082/81.102	0.839 21.30	0.0958 2.433
	F5186	1 Pair	3	2.9994/3.0002 76.185/76.205	3.1922/3.1930 81.082/81.102	1.137 28.88	0.0958 2.433
MB5189SI Optional to MB5505SI (flange O/S .010") crank flange length mm 010 29.03/28.98 020 29.03/28.98 030 29.03/28.98	M5505U M5505L	4 Pairs	1,2,4,5	2.9994/3.0002 76.185/76.205	3.1922/3.1930 81.082/81.102	0.839 21.30	0.0958 2.433
	F5186 F5189L	1 Pair	3	2.9994/3.0002 76.185/76.205	3.1922/3.1930 81.082/81.102	1.137 28.88	0.0958 2.433
MB5190SI Optional to MB5505SI (flange O/S .020") crank flange length mm 010 29.28/29.23 020 29.28/29.23 030 29.28/29.23	M5505U M5505L	4 Pairs	1,2,4,5	2.9994/3.0002 76.185/76.205	3.1922/3.1930 81.082/81.102	0.839 21.30	0.0958 2.433
	F5187 F5190L	1 Pair	3	2.9994/3.0002 76.185/76.205	3.1922/3.1930 81.082/81.102	1.137 28.88	0.0958 2.433
MB5505XP Optional to MB5505SI (Race bearings, Tri-metal [pMax Black]) 1/2 Groove crank flange length mm STD 28.78/28.73 STDX 28.78/28.73 001 28.78/28.73 010 28.78/28.73 010X 28.78/28.73 011 28.78/28.73 020 28.78/28.73	M5505U/PR M5505L/PR	4 Pairs	1,2,4,5	2.9994/3.0002 76.185/76.205	3.1922/3.1930 81.082/81.102	0.835 21.20	0.0958 2.433
	F5504/PR	1 Pair	3	2.9994/3.0002 76.185/76.205	3.1922/3.1930 81.082/81.102	1.137 28.88	0.0958 2.433
13	427 Chevrolet OHV		7000 cc	107.95 X 95.76	8 cyl		13
	454 Chevrolet Mark IV, Mark V OHV		7400 cc	107.95 X 101.60	8 cyl		
	502 Chevrolet Mark IV, Mark V OHV		8200 cc	113.54 X 101.60	8 cyl		
CR 808SI STD/001/010/020/030/040/060	C 808	8 Pairs		2.1990/2.2000 55.855/55.880	2.3247/2.3252 59.047/59.060	0.891 22.64	0.0621 1.577
CS 524BB							

Mercury Marine

Mercury Marine









 King Set No.	 Part No.	 Qty.	 Position	 Crankshaft Diameter	 Housing Diameter	 Length	 Wall Thickness
CS 524HP STD	S 524/1	1	1	1.9487/1.9497 49.497/49.522	2.1395/2.1405 54.343/54.369	0.870 22.10	0.0941 2.390
	S 524/2	2	2,5	1.9487/1.9497 49.497/49.522	2.1295/2.1305 54.089/54.115	0.990 25.15	0.0891 2.263
	S 524/3	2	3-4	1.9487/1.9497 49.497/49.522	2.1195/2.1205 53.835/53.861	0.990 25.15	0.0841 2.136
	S 524/1	1	1	1.9487/1.9497 49.497/49.522	2.1395/2.1405 54.343/54.369	0.870 22.10	0.0941 2.390
	S 524/2	2	2,5	1.9487/1.9497 49.497/49.522	2.1295/2.1305 54.089/54.115	0.990 25.15	0.0891 2.263
	S 524/3	2	3-4	1.9487/1.9497 49.497/49.522	2.1195/2.1205 53.835/53.861	0.990 25.15	0.0841 2.136
CS4404BB -1966							
MB 556SI <i>crank flange length mm</i> STD 46.00/45.95 001 46.03/45.98 010 46.03/45.98 020 46.03/45.98 030 46.03/45.98 040 46.03/45.98	M 556U M 556L	4 Pairs	1,2,3,4	2.7485/2.7495 69.812/69.837	2.9370/2.9380 74.600/74.625	1.043 26.50	0.0935 2.375
	F 556U F 556L	1 Pair	5	2.7478/2.7488 69.794/69.820	2.9370/2.9380 74.600/74.625	1.815 46.10	0.0935 2.375
CR 808HPN STD/STDX/001/010/010X/011/020/020X/021/030 Optional to CR 808SI (Race bearings, Bi-metal [Alecular]) Narrowed	C 808U/N C 808L/N	8 Pairs		2.1990/2.2000 55.855/55.880	2.3247/2.3252 59.047/59.060	0.839 21.30	0.0619 1.572
CR 808HPND STD/STDX/001/010/010X/011/020/030 Optional to CR 808SI (Race bearings, Bi-metal [Alecular]) Narrowed, with dowel hole	C 808U/N C 808L/ND	8 Pairs		2.1990/2.2000 55.855/55.880	2.3247/2.3252 59.047/59.060	0.839 21.30	0.0619 1.572
CR 808XPN STD/STDX/001/010/010X/011/020/020X/021/030 Optional to CR 808SI (Race bearings, Tri-metal [pMax Black]) Narrowed, without dowel hole	C 808U/N C 808L/N	8 Pairs		2.1990/2.2000 55.855/55.880	2.3247/2.3252 59.047/59.060	0.839 21.30	0.0619 1.572
CR 808XPND Optional to CR 808SI (Race bearings, Tri-metal [pMax Black]) Narrowed with dowel hole	C 808U/N C 808L/ND	8 Pairs		2.1990/2.2000 55.855/55.880	2.3247/2.3252 59.047/59.060	0.839 21.30	0.0619 1.572
CR8015SI STD/010/020/030 Optional to CR 808SI (housing bore +.002")	C8015	8 Pairs		2.1990/2.2000 55.855/55.880	2.3267/2.3272 59.098/59.111	0.891 22.64	0.0631 1.603
MB 556HP Optional to MB 556SI (Race bearings, Bi-metal [Alecular]) 1/2 Groove <i>crank flange length mm</i> STD 46.00/45.95 STDX 46.00/45.95 001 46.00/45.95 010 46.00/45.95 010X 46.00/45.95 011 46.00/45.95 020 46.00/45.95 020X 46.00/45.95 030 46.00/45.95	M 556U/PR M 556L/PRH	4 Pairs	1,2,3,4	2.7482/2.7492 69.804/69.830	2.9370/2.9380 74.600/74.625	1.043 26.50	0.0935 2.375
	F 556U/PR F 556L/PRH	1 Pair	5	2.7478/2.7488 69.794/69.820	2.9370/2.9380 74.600/74.625	1.815 46.10	0.0935 2.375









Mercury Marine				Mercury Marine			
							
King Set No.	Part No.	Qty.	Position	Crankshaft Diameter	Housing Diameter	Length	Wall Thickness
MB 556XP Optional to MB 556SI (Race bearings, Tri-metal [pMax Black]) 1/2 Groove crank flange length mm STD 46.00/45.95 STDX 46.00/45.95 001 46.00/45.95 010 46.00/45.95 010X 46.00/45.95 011 46.00/45.95 020 46.00/45.95 020X 46.00/45.95 030 46.00/45.95	M 556U/PR M 556L/PR	4 Pairs	1,2,3,4	2.7482/2.7492 69.804/69.830	2.9370/2.9380 74.600/74.625	1.043 26.50	0.0935 2.375
	F 556U/PR F 556L/PR	1 Pair	5	2.7478/2.7488 69.794/69.820	2.9370/2.9380 74.600/74.625	1.815 46.10	0.0935 2.375
MB5212AM Optional to MB 556SI (flange O/S .010") crank flange length mm 040 46.25/46.20 050 46.25/46.20	M 556U M 556L	4 Pairs	1,2,3,4	2.7485/2.7495 69.812/69.837	2.9370/2.9380 74.600/74.625	1.044 26.52	0.0936 2.377
	F5212U F5212L	1 Pair	5	2.7478/2.7488 69.794/69.820	2.9370/2.9380 74.600/74.625	1.811 46.00	0.0936 2.377
MB5213AM Optional to MB 556SI (flange O/S .020") crank flange length mm 010 46.50/46.45 020 46.50/46.45	M 556U M 556L	4 Pairs	1,2,3,4	2.7485/2.7495 69.812/69.837	2.9370/2.9380 74.600/74.625	1.043 26.50	0.0935 2.375
	F5213U F5213L	1 Pair	5	2.7478/2.7488 69.794/69.820	2.9370/2.9380 74.600/74.625	1.815 46.10	0.0935 2.375
MB5274SI Optional to MB 556SI (housing bore +.020") crank flange length mm STD 46.00/45.95 010 46.03/45.98 020 46.03/45.98	M5274U M5274L	4 Pairs	1,2,3,4	2.7485/2.7495 69.812/69.837	2.9570/2.9580 75.108/75.133	1.043 26.50	0.1035 2.629
	F5274U F5274L	1 Pair	5	2.7478/2.7488 69.794/69.820	2.9570/2.9580 75.108/75.133	1.815 46.10	0.1035 2.629
14	444 International D-Tronic Turbo Diesel			7263 cc 104.39 X 106.17	8 cyl		14
CR 887CP STD/010/020/030/040	C 887	8 Pairs		2.4980/2.4990 63.449/63.475	2.6905/2.6915 68.339/68.364	0.961 24.40	0.0952 2.418
CS 532BB							
MB5263CP crank flange length mm STD 31.45/31.40 010 31.45/31.40 020 31.45/31.40 030 31.45/31.40 040 31.45/31.40	M5263U M5263L	4 Pairs	1,2,4,5	3.1228/3.1236 79.319/79.339	3.3152/3.3162 84.206/84.231	0.933 23.70	0.0949 2.410
	F5263U F5263L	1 Pair	3	3.1228/3.1236 79.319/79.339	3.3152/3.3162 84.206/84.231	1.242 31.55	0.0949 2.410
15	496 Chevrolet Vortec OHV			8100 cc 107.95 X 111.00	8 cyl		15
CR 808SI STD/001/010/020/030/040/060	C 808	8 Pairs		2.1990/2.2000 55.855/55.880	2.3247/2.3252 59.047/59.060	0.891 22.64	0.0621 1.577
CS 524BB							
CS 524HP STD	S 524/1	1	1	1.9487/1.9497 49.497/49.522	2.1395/2.1405 54.343/54.369	0.870 22.10	0.0941 2.390
	S 524/2	2	2,5	1.9487/1.9497 49.497/49.522	2.1295/2.1305 54.089/54.115	0.990 25.15	0.0891 2.263
	S 524/3	2	3-4	1.9487/1.9497 49.497/49.522	2.1195/2.1205 53.835/53.861	0.990 25.15	0.0841 2.136
	S 524/1	1	1	1.9487/1.9497 49.497/49.522	2.1395/2.1405 54.343/54.369	0.870 22.10	0.0941 2.390
	S 524/2	2	2,5	1.9487/1.9497 49.497/49.522	2.1295/2.1305 54.089/54.115	0.990 25.15	0.0891 2.263
	S 524/3	2	3-4	1.9487/1.9497 49.497/49.522	2.1195/2.1205 53.835/53.861	0.990 25.15	0.0841 2.136

Mercury Marine				Mercury Marine			
 King Set No.	 Part No.	 Qty.	 Position	 Crankshaft Diameter	 Housing Diameter	 Length	 Wall Thickness
CR 808HPN STD/STDX/001/010/010X/011/020/020X/021/030 Optional to CR 808SI (Race bearings, Bi-metal [Alecular]) Narrowed	C 808U/N C 808L/N	8 Pairs		2.1990/2.2000 55.855/55.880	2.3247/2.3252 59.047/59.060	0.839 21.30	0.0619 1.572
CR 808HPND STD/STDX/001/010/010X/011/020/030 Optional to CR 808SI (Race bearings, Bi-metal [Alecular]) Narrowed, with dowel hole	C 808U/N C 808L/ND	8 Pairs		2.1990/2.2000 55.855/55.880	2.3247/2.3252 59.047/59.060	0.839 21.30	0.0619 1.572
CR 808XPN STD/STDX/001/010/010X/011/020/020X/021/030 Optional to CR 808SI (Race bearings, Tri-metal [pMax Black]) Narrowed, without dowel hole	C 808U/N C 808L/N	8 Pairs		2.1990/2.2000 55.855/55.880	2.3247/2.3252 59.047/59.060	0.839 21.30	0.0619 1.572
CR 808XPND Optional to CR 808SI (Race bearings, Tri-metal [pMax Black]) Narrowed with dowel hole	C 808U/N C 808L/ND	8 Pairs		2.1990/2.2000 55.855/55.880	2.3247/2.3252 59.047/59.060	0.839 21.30	0.0619 1.572
CR8015SI STD/010/020/030 Optional to CR 808SI (housing bore +.002")	C8015	8 Pairs		2.1990/2.2000 55.855/55.880	2.3267/2.3272 59.098/59.111	0.891 22.64	0.0631 1.603

Engine Index: Mini









Engine-Code	Years	Cyl	CC	Line
W10B16A 1.6Liter		4	1598	1
W11B16A 1.6Liter		85	1598	2









Mini				Mini			
 King Set No.	 Part No.	 Qty.	 Position	 Crankshaft Diameter	 Housing Diameter	 Length	 Wall Thickness
1 W10B16A 1.6Liter		1598 cc	77.00 X 85.80	4 cyl			1
CR4537CA STD/0.25/0.5	C4537U C4537L	4 Pairs	1,2,3,4	1.7320/1.7326 43.993/44.008	1.8504/1.8512 47.000/47.020	0.638 16.20	0.0587 1.491
MB5667SI STD/0.25/0.5	M5667U M5667L	4 Pairs	1,2,4,5	0.0000 0.000	2.0460 51.968	0.744 18.90	0.0780 1.981
	MK5667 M5667L	1 Pair	3	1.8900/1.8870 48.006/47.930	2.0460 51.968	0.945 24.00	0.0780 1.981
CR4537XP STD/STDX/0.25 Optional to CR4537CA (Race bearings, Tri-metal [pMax Black])	C4537-PR	4 Pairs	1,2,3,4	1.7320/1.7326 43.993/44.008	1.8504/1.8512 47.000/47.020	0.638 16.20	0.0586 1.488
2 W11B16A 1.6Liter		1598 cc	77.00 X 85.80	85 cyl			2
CR4538CA STD/0.25/0.5	C4538U C4538L	4 Pairs	1,2,3,4	1.8107/1.8113 45.992/46.007	1.9291/1.9299 48.999/49.019	0.677 17.20	0.0586 1.488
MB5667SI STD/0.25/0.5	M5667U M5667L	4 Pairs	1,2,4,5	0.0000 0.000	2.0460 51.968	0.744 18.90	0.0780 1.981
	MK5667 M5667L	1 Pair	3	1.8900/1.8870 48.006/47.930	2.0460 51.968	0.945 24.00	0.0780 1.981

Mini				Mini			
							
King Set No.	Part No.	Qty.	Position	Crankshaft Diameter	Housing Diameter	Length	Wall Thickness
CR4600XP STD/0.25 Optional to CR4538CA Tri-metal [pMax Black]) (Race bearings,	C4600-PR	4 Pairs		1.8107/1.8113 45.992/46.007	1.9291/1.9299 48.999/49.019	0.683 17.35	0.0586 1.488

Engine Index: MWM

Engine-Code	Years	Cyl	CC	Line
LKS Diesel		1	567	1
AKD1105 1.5Liter 2 Valves, Diesel	01/1963 - 12/1965	2	1490	2
AKD112 AKD112-Z 1.8Liter		2	1810	3
D925L 2.6Liter 2 Valves, Diesel	04/1967 - 12/1979	3	2550	2
TCA 2.8Liter, Air-cooled		0	2799	4
TD226B-3 3.2Liter		3	3116	5
KD110.5 4.0Liter 2 Valves, Diesel	01/1963 - 12/1965	6	4010	2
TD226-4 4.2Liter		4	4154	5
TD228-4 4.2Liter		4	4154	5
D308 4.5Liter 2 Valves, Diesel	01/1965 - 12/1973	6	4470	2
D208 4.5Liter 2 Valves, Diesel	01/1965 - 12/1973	6	4470	2
D325 5.1Liter 2 Valves, Diesel	04/1967 - 12/1977	6	5100	2
D225 5.1Liter 2 Valves, Diesel	04/1967 - 12/1977	6	5100	2
D327 5.6Liter 2 Valves, Diesel	01/1970 -	6	5654	2
D227 5.6Liter 2 Valves, Diesel	01/1970 -	6	5654	2
TD226/227/228-6 6.2Liter		6	6231	5
D226 6.2Liter 2 Valves, Diesel	01/1969 -	6	6234	2
D916 6.2Liter 2 Valves, Diesel	01/1974 - 12/1977	6	6234	2

MWM				MWM			
							
King Set No.	Part No.	Qty.	Position	Crankshaft Diameter	Housing Diameter	Length	Wall Thickness
1	LKS Diesel			567 cc	85.00 X 100.00	1 cyl	1
CR1026CP STD/0.25/0.5/0.75	C1026U C1026L	1 Pair		1.5732/1.5738 39.959/39.975	1.7323/1.7329 44.000/44.016	1.067 27.10	0.0785 1.994
MB1040CP STD/0.25/0.5	M1040	1 Half		2.1634/2.1642 54.950/54.971	2.4409/2.4417 61.999/62.019	0.004 0.10	0.1382 3.510
TW 298CP STD/0.25/0.5	W 298/1	1 Half		2.3602/2.3641 59.949/60.048	2.9866/2.9886 75.860/75.910	0.000 0.00	0.1165 2.959
	W 298/2	1 Half		0.2008/2.2047 5.100/55.999	2.7500/2.7539 69.850/69.949	0.000 0.00	0.1165 2.959
2	AKD1105 1.5Liter 2 Valves, Diesel			1490 cc	95.00 X 105.00	2 cyl	2
	D925L 2.6Liter 2 Valves, Diesel			2550 cc	95.00 X 120.00	3 cyl	
	KD110.5 4.0Liter 2 Valves, Diesel			4010 cc	90.00 X 105.00	6 cyl	









MWM				MWM			
 King Set No.	 Part No.	 Qty.	 Position	 Crankshaft Diameter	 Housing Diameter	 Length	 Wall Thickness
D208 4.5Liter 2 Valves, Diesel	01/1965 - 12/1973	4470 cc	95.00 X 105.00	6 cyl			
D308 4.5Liter 2 Valves, Diesel	01/1965 - 12/1973	4470 cc	95.00 X 105.00	6 cyl			
D325 5.1Liter 2 Valves, Diesel	04/1967 - 12/1977	5100 cc	95.00 X 120.00	6 cyl			
D225 5.1Liter 2 Valves, Diesel	04/1967 - 12/1977	5100 cc	95.00 X 120.00	6 cyl			
D227 5.6Liter 2 Valves, Diesel	01/1970 -	5654 cc	100.00 X 120.00	6 cyl			
D327 5.6Liter 2 Valves, Diesel	01/1970 -	5654 cc	100.00 X 120.00	6 cyl			
D226 6.2Liter 2 Valves, Diesel	01/1969 -	6234 cc	105.00 X 120.00	6 cyl			
D916 6.2Liter 2 Valves, Diesel	01/1974 - 12/1977	6234 cc	105.00 X 120.00	6 cyl			
CR 197AM STD/0.25/0.5/0.75	C 197A C 197B	1 Pair		2.2815/2.2823 57.950/57.970	2.4409/2.4417 61.999/62.019	1.067 27.10	0.0783 1.989
MB 160AM <i>crank flange length mm</i> STD 35.88/35.83 0.25 36.18/36.13 0.5 36.18/36.13 0.75 36.68/36.63	F 160U F 160L	1 Pair		2.5571/2.5579 64.950/64.971	2.7953/2.7960 71.001/71.018	1.417 35.98	0.1175 2.985
MB1009AM STD/0.25/0.5	M1009 M 161L	1 Pair		2.5571/2.5579 64.950/64.971	2.7953/2.7960 71.001/71.018	1.106 28.10	0.1175 2.985
3 AKD112 AKD112-Z 1.8Liter		1810 cc	98.00 X 120.00	2 cyl			3
CR1647CP STD/0.25/0.5	C1647A C1647B	1 Pair		2.8720/2.8730 72.949/72.974	3.0710/3.0720 78.003/78.029	1.264 32.10	0.0977 2.482
4 TCA 2.8Liter, Air-cooled		2799 cc		0 cyl			4
CR1610CP STD/0.25/0.5	C4355	1 Pair		2.1646/2.1654 54.981/55.001	2.3228/2.3236 58.999/59.019	1.102 28.00	0.0782 1.986
CR4355CP STD/0.25/0.5	C4355	4 Pairs		2.1646/2.1654 54.981/55.001	2.3228/2.3236 58.999/59.019	1.102 28.00	0.0782 1.986
MB1246CP STD/0.25/0.5	M5633U M5633L	1 Pair		2.7552/2.7559 69.982/70.000	2.9528/2.9535 75.001/75.019	0.886 22.50	0.0977 2.482
MB5633CP STD/0.25/0.5/0.75/1.0	M5633U M5633L	5 Pairs		2.7552/2.7559 69.982/70.000	2.9528/2.9535 75.001/75.019	0.886 22.50	0.0977 2.482
5 TD226B-3 3.2Liter		3116 cc	105.00 X 120.00	3 cyl			5
TD226-4 4.2Liter		4154 cc	105.00 X 120.00	4 cyl			
TD228-4 4.2Liter		4154 cc	105.00 X 120.00	4 cyl			
TD226/227/228-6 6.2Liter		6231 cc	105.00 X 120.00	6 cyl			
CR1238CP STD/0.25/0.5/0.75/1.0	C1238A C1238B	1 Pair		2.4783/2.4791 62.949/62.969	2.6378/2.6385 67.000/67.018	1.067 27.10	0.0788 2.002
MB1137CP STD/0.25/0.5	M1137U M1137L	1 Pair		2.7540/2.7547 69.952/69.969	2.9528/2.9535 75.001/75.019	1.102 28.00	0.0980 2.489
TW2017AM STD	W 184D W 184E	2 Pairs		0.0000 0.000	0.0000 0.000	0.000 0.00	0.0000 0.000

Engine Index: Mitsubishi









Engine-Code	Years	Cyl	CC	Line
L2E 1.0Liter		2	635	1
L3E 1.0Liter		3	952	2
K3E 1.0Liter		3	978	3
4G36 1.2Liter OHV, 8 Valves, Gasoline	11/1975 - 02/1979	4	1238	4
G11B,4G11 1.2Liter	01/1977 - 12/1986	4	1244	5
4G30 1.3Liter, OHV	01/1969 - 12/1973	4	1289	4
G13B,4G13 1.3Liter SOHC, 8 Valves, Gasoline	01/1984 - 12/1988	4	1299	5
S3L2 1.3Liter		3	1318	6
G12B,4G12 1.4Liter SOHC, 8 Valves, Gasoline	01/1976 - 12/1986	4	1410	5
K4E 1.4Liter		4	1415	7
G33B,4G33 1.4Liter SOHC, 8 Valves, Gasoline	08/1971 - 12/1985	4	1439	4
G15B,4G15,G4AL 1.5Liter SOHC, 8 Valves, Gasoline	10/1983 - 07/1988	4	1468	5
G15B,4G15,G4AJ 1.5Liter SOHC, 8 Valves, vin X, Gasoline	08/1988 - 12/1990	4	1468	8
G4DJ 1.5Liter SOHC, 8 Valves, vin J, Gasoline	01/1990 - 12/1994	4	1468	8
4G15 1.5Liter SOHC, 12 Valves, vin A, Gasoline	01/1991 - 12/2002	4	1468	8
G31B,4G31 1.5Liter OHV, 8 Valves, Gasoline	11/1969 - 06/1988	4	1499	4
4G91 1.5Liter DOHC, 16 Valves, Gasoline	09/1991 -	4	1499	9
4G61T 1.6Liter DOHC, 16 Valves, Gasoline Turbocharged	01/1989 - 12/1990	4	1596	10
4G61 1.6Liter DOHC, 16 Valves, Gasoline	01/1991 - 12/1992	4	1596	10
G32B,4G32 1.6Liter SOHC, 8 Valves, Gasoline	10/1970 - 12/1989	4	1597	4
G32B 1.6Liter SOHC, 8 Valves, Gasoline Turbocharged	01/1985 - 12/1988	4	1597	4
4G35 1.7Liter, OHV	02/1972 - 05/1977	4	1686	4
G37B,4G37 1.8Liter SOHC, 8 Valves, Gasoline	06/1986 - 04/1992	4	1755	4
4G92 1.8Liter	08/1991 - 12/1993	4	1755	11
S4L2 1.8Liter		4	1758	12
G62B 1.8Liter SOHC, 8 Valves, vin 4,G, Gasoline	01/1978 - 02/1988	4	1795	4
G62BT 1.8Liter SOHC, 8 Valves, vin 4,G, Gasoline Turbocharged	01/1984 - 12/1988	4	1795	4
4D65 1.8Liter SOHC, 8 Valves, Diesel	03/1983 - 09/1991	4	1796	4
4D65T 1.8Liter SOHC, 8 Valves, Diesel Turbocharged	03/1983 - 09/1991	4	1796	4
4G93T 1.8Liter DOHC, 16 Valves, Gasoline Turbocharged	08/1991 - 12/1996	4	1834	11
4G93 1.8Liter SOHC, 16 Valves, Gasoline	01/1992 - 12/2002	4	1834	11
G51B,4G51 1.9Liter SOHC, 8 Valves, Gasoline	06/1973 - 02/1978	4	1855	13
G52B,4G52 2.0Liter SOHC, 8 Valves, Gasoline	08/1972 - 02/1978	4	1995	13
G52B,4G52 2.0Liter SOHC, 8 Valves, Gasoline	08/1978 - 09/1987	4	1995	14
G63B,4G63 2.0Liter SOHC, 8 Valves, vin D, Gasoline	02/1980 - 04/1992	4	1997	4
4G63 2.0Liter DOHC, 16 Valves, Gasoline	01/1989 - 04/1992	4	1997	4
4G63T 2.0Liter DOHC, 16 Valves, Gasoline Turbocharged	01/1989 - 04/1992	4	1997	4
4G63 2.0Liter SOHC, 16 Valves, Gasoline	05/1992 - 12/1993	4	1997	17
4G63 2.0Liter DOHC, 16 Valves, Gasoline	05/1992 - 12/1994	4	1997	17
4G63T 2.0Liter DOHC, 16 Valves, Gasoline Turbocharged	05/1992 - 12/1996	4	1997	17
420A,A588 2.0Liter DOHC, 16 Valves, vin Y, Gasoline	01/1995 - 12/1999	4	1997	16
4G63T 2.0Liter DOHC, 16 Valves, Gasoline Turbocharged	01/1997 - 12/1998	4	1997	15
4D68 2.0Liter SOHC, 8 Valves, Diesel		4	1998	18
4D55,4D55T 2.4Liter SOHC, 8 Valves, Diesel Turbocharged	02/1980 - 03/1986	4	2347	13
G64B 2.4Liter SOHC, 12 Valves, Gasoline	01/1985 - 12/1988	4	2351	4
G64B,4G64 2.4Liter SOHC, 8 Valves, Gasoline	01/1985 - 04/1992	4	2351	4
4G64 2.4Liter SOHC, 8 Valves, Gasoline	05/1992 - 12/1996	4	2351	17
4G64 2.4Liter SOHC, 16 Valves, Gasoline	05/1992 - 12/1996	4	2351	17
4G64 2.4Liter DOHC, 16 Valves, Gasoline	01/1994 - 12/1994	4	2351	17
4G64 2.4Liter SOHC, 16 Valves, Gasoline	01/1997 - 12/2005	4	2351	15
4G53 2.4Liter	05/1973 - 07/1978	4	2384	13
4G53 2.4Liter	07/1978 - 12/1983	4	2384	14
4D56,4D56T 2.5Liter SOHC, 8 Valves, Diesel Turbocharged	04/1986 -	4	2477	13
4D56T 2.5Liter SOHC, 8 Valves, Diesel Turbocharged	01/1986 - 12/1993	4	2477	20
4D56 HP 2.5Liter DOHC, 16 Valves, Diesel Turbocharged	11/2005 -	4	2477	19
6G73 2.5Liter DOHC, 24 Valves, Gasoline	01/1995 - 12/1995	6	2497	21
4G54 2.6Liter SOHC, 8 Valves, Gasoline	11/1975 - 07/1978	4	2555	13
G54B,4G54 2.6Liter SOHC, 8 Valves, Gasoline	08/1978 - 12/1989	4	2555	14
G54B 2.6Liter SOHC, 8 Valves, Gasoline	01/1983 - 12/1989	4	2555	14
4M40 2.8Liter SOHC, 8 Valves, Diesel Turbocharged	01/1982 -	4	2835	22
6G72 3.0Liter SOHC, 12 Valves, vin H,S, Gasoline	07/1986 - 12/1999	6	2972	25
6G72 3.0Liter DOHC, 24 Valves, vin B,J, Gasoline	01/1991 - 12/1999	6	2972	23

Engine-Code	Years	Cyl	CC	Line
6G72T 3.0Liter DOHC, 24 Valves, vin C,K, Gasoline Turbocharged	01/1991 - 12/1999	6	2972	23
6G72 3.0Liter SOHC, 24 Valves, vin H,P, Gasoline	01/1994 - 12/2005	6	2972	25
6G71 3.0Liter	60/2198 - 11/1989	6	2972	24
4D30 3.3Liter Diesel	11/1978 -	4	3298	26
4D31,4D31T 3.3Liter SOHC, 8 Valves, Diesel Turbocharged	10/1982 - 12/1991	4	3298	26
6G74 3.5Liter DOHC, 24 Valves, vin M, Gasoline	01/1994 - 12/1996	6	3497	27
6G74 3.5Liter SOHC, 12 Valves, Gasoline	01/1994 - 12/1999	6	3497	27
6G74 3.5Liter SOHC, 24 Valves, vin P,R, Gasoline	01/1997 - 12/2004	6	3497	27
4D36 3.6Liter, Diesel		4	3567	28
4D32 3.6Liter, Diesel	09/1989 -	4	3567	26
226CI 3.7Liter SOHC, 12 Valves, vin K, Gasoline	01/2006 - 12/2009	6	3703	29
6G75 3.8Liter SOHC, 24 Valves, vin S,T, Gasoline	01/2003 - 12/2005	6	3828	27
4D34,4D34T 3.9Liter SOHC, 8 Valves, Diesel Turbocharged	08/1991 -	4	3907	30
4D33 4.2Liter, Diesel		4	4214	28
4D33 4.2Liter, Diesel	09/1989 -	4	4214	26
4D35 4.6Liter, Diesel		4	4561	28

Mitsubishi				Mitsubishi			
King Set No.	Part No.	Qty.	Position	Crankshaft Diameter	Housing Diameter	Length	Wall Thickness
1	L2E 1.0Liter		635 cc	76.00 X 70.00	2 cyl		1
CR1289SI STD/0.25/0.5/1.0	C1289	1 Pair		0.0000 0.000	1.6933 43.010	0.673 17.10	0.0591 1.501
2	L3E 1.0Liter		952 cc	76.00 X 70.00	3 cyl		2
CR1289SI STD/0.25/0.5/1.0	C1289	1 Pair		0.0000 0.000	1.6933 43.010	0.673 17.10	0.0591 1.501
MB4274SI	M4274	3 Pairs		0.0000 0.000	1.8510 47.015	0.760 19.30	0.0785 1.994
<i>crank flange length mm</i> STD 23.92/23.87 0.25 23.95/23.90 0.5 23.95/23.90	F4274	1 Pair		0.0000 0.000	1.8510 47.015	0.946 24.02	0.0785 1.994
3	K3E 1.0Liter		978 cc	76.00 X 78.00	3 cyl		3
CR1288SI STD/0.25/0.5	C1288	1 Pair		0.0000 0.000	1.7720 45.009	0.870 22.10	0.0593 1.506
MB4273SI	M5653U M5653L	3 Pairs		0.0000 0.000	2.2060 56.032	0.752 19.10	0.0781 1.984
<i>crank flange length mm</i> STD 23.91/23.86 0.25 23.94/23.89 0.5 23.94/23.89	F5653U F5653L	1 Pair		0.0000 0.000	2.2060 56.032	0.945 24.01	0.0781 1.984
4	4G36 1.2Liter OHV, 8 Valves, Gasoline	11/1975 - 02/1979	1238 cc	73.00 X 74.00	4 cyl		4
4G30 1.3Liter, OHV		01/1969 - 12/1973	1289 cc	73.00 X 77.00	4 cyl		
G33B,4G33 1.4Liter SOHC, 8 Valves, Gasoline		08/1971 - 12/1985	1439 cc	73.00 X 86.00	4 cyl		
G31B,4G31 1.5Liter OHV, 8 Valves, Gasoline		11/1969 - 06/1988	1499 cc	74.50 X 86.00	4 cyl		
G32B,4G32 1.6Liter SOHC, 8 Valves, Gasoline		10/1970 - 12/1989	1597 cc	76.90 X 86.00	4 cyl		
G32B 1.6Liter SOHC, 8 Valves, Gasoline Turbocharged		01/1985 - 12/1988	1597 cc	76.90 X 86.00	4 cyl		
4G35 1.7Liter, OHV		02/1972 - 05/1977	1686 cc	79.00 X 86.00	4 cyl		
G37B,4G37 1.8Liter SOHC, 8 Valves, Gasoline		06/1986 - 04/1992	1755 cc	80.60 X 86.00	4 cyl		

Mitsubishi				Mitsubishi				
								
King Set No.	Part No.	Qty.	Position	Crankshaft Diameter	Housing Diameter	Length	Wall Thickness	
G62B 1.8Liter SOHC, 8 Valves, vin 4,G, Gasoline	01/1978 - 02/1988	1795 cc	80.60 X 86.00	4 cyl				
G62BT 1.8Liter SOHC, 8 Valves, vin 4,G, Gasoline Turbocharged	01/1984 - 12/1988	1795 cc	80.60 X 88.00	4 cyl				
4D65 1.8Liter SOHC, 8 Valves, Diesel	03/1983 - 09/1991	1796 cc	80.60 X 88.00	4 cyl				
4D65T 1.8Liter SOHC, 8 Valves, Diesel Turbocharged	03/1983 - 09/1991	1796 cc	80.60 X 88.00	4 cyl				
G63B,4G63 2.0Liter SOHC, 8 Valves, vin D, Gasoline	02/1980 - 04/1992	1997 cc	85.00 X 88.00	4 cyl				
4G63 2.0Liter DOHC, 16 Valves, Gasoline	01/1989 - 04/1992	1997 cc	85.00 X 88.00	4 cyl				
4G63T 2.0Liter DOHC, 16 Valves, Gasoline Turbocharged	01/1989 - 04/1992	1997 cc	85.00 X 88.00	4 cyl				
G64B,4G64 2.4Liter SOHC, 8 Valves, Gasoline	01/1985 - 04/1992	2351 cc	86.50 X 100.00	4 cyl				
G64B 2.4Liter SOHC, 12 Valves, Gasoline	01/1985 - 12/1988	2351 cc	86.50 X 100.00	4 cyl				
CR4481AM STD/0.25/0.5/0.75/1.0 -04/1992	C4481	4 Pairs		1.7709/1.7717 44.981/45.001	1.8899/1.8904 48.003/48.016	0.925 23.50	0.0587 1.491	
CS3305BB								
MB 524AM crank flange length mm STD 28.96/28.91 0.25 29.06/29.01 0.5 29.21/29.16 0.75 29.21/29.16 1.0 29.46/29.41	M 524U M 524L	4 Pairs	1,2,4,5	2.2435/2.2441 56.985/57.000	2.4016/2.4024 61.001/61.021	0.908 23.06	0.0784 1.991	
	F 524	1 Pair	3	2.2435/2.2441 56.985/57.000	2.4016/2.4024 61.001/61.021	1.144 29.06	0.0784 1.991	
CR4481XP STD/STDX/.025/0.25 Optional to CR4481AM (Race bearings, Tri-metal [pMax Black])	C4481/PR	4 Pairs		1.7713/1.7717 44.991/45.001	1.8898/1.8905 48.001/48.019	0.925 23.50	0.0587 1.491	
MB5227AM Optional to MB 524AM (flange STD) crank flange length mm STD 28.96/28.91 0.25 28.99/28.94 0.5 28.99/28.94 0.75 28.99/28.94 1.0 28.99/28.94	M 524U M 524L	4 Pairs	1,2,4,5	2.2435/2.2441 56.985/57.000	2.4016/2.4024 61.001/61.021	0.908 23.06	0.0784 1.991	
	F5227	1 Pair	3	2.2435/2.2441 56.985/57.000	2.4016/2.4024 61.001/61.021	1.144 29.06	0.0784 1.991	
MB5227XP Optional to MB5227AM (Race bearings, Tri-metal [pMax Black]) crank flange length mm STD 28.96/28.91 STDX 28.96/28.91 .025 28.96/28.91 0.25 28.96/28.91	M5227U/PR M5227L/PR	4 Pairs	1,2,4,5	2.2433/2.2441 56.980/57.000	2.4016/2.4024 61.001/61.021	0.908 23.06	0.0784 1.991	
	F5227/PR	1 Pair	3	2.2433/2.2441 56.980/57.000	2.4016/2.4024 61.001/61.021	1.144 29.06	0.0784 1.991	
5	G11B,4G11 1.2Liter	01/1977 - 12/1986	1244 cc	69.50 X 82.00	4 cyl		5	
	G13B,4G13 1.3Liter SOHC, 8 Valves, Gasoline	01/1984 - 12/1988	1299 cc	71.00 X 82.00	4 cyl			
	G12B,4G12 1.4Liter SOHC, 8 Valves, Gasoline	01/1976 - 12/1986	1410 cc	74.00 X 82.00	4 cyl			
	G15B,4G15,G4AL 1.5Liter SOHC, 8 Valves, Gasoline	10/1983 - 07/1988	1468 cc	75.50 X 82.00	4 cyl			
CR4497AM STD/0.25/0.5/0.75/1.0/1.25 -08/1988	C4497	4 Pairs		1.6527/1.6535 41.979/41.999	1.7717/1.7725 45.001/45.022	0.693 17.60	0.0588 1.494	

Mitsubishi				Mitsubishi			
King Set No.	Part No.	Qty.	Position	Crankshaft Diameter	Housing Diameter	Length	Wall Thickness
MB 521AM crank flange length mm STD 23.95/23.90 0.25 24.05/24.00 0.5 24.20/24.15 0.75 24.20/24.15 1.0 24.45/24.40	M 521U M 521L F 521	4 Pairs 1 Pair	1,2,4,5 3	1.8890/1.8898 47.981/48.001 1.8890/1.8898 47.981/48.001	2.0472/2.0480 51.999/52.019 2.0472/2.0480 51.999/52.019	0.752 19.10 0.947 24.05	0.0783 1.989 0.0783 1.989
MB5237AM Optional to MB 521AM (flange STD) crank flange length mm STD 23.95/23.90 0.25 23.98/23.93 0.5 23.98/23.93 0.75 23.98/23.93	M 521U M 521L F5237	4 Pairs 1 Pair	1,2,4,5 3	1.8890/1.8898 47.981/48.001 1.8890/1.8898 47.981/48.001	2.0472/2.0480 51.999/52.019 2.0472/2.0480 51.999/52.019	0.752 19.10 0.947 24.05	0.0783 1.989 0.0783 1.989
6	S3L2 1.3Liter		1318 cc	78.00 X 92.00	3 cyl		6
CR1290SI STD/0.25/0.5/1.0	C1290	1 Pair		0.0000 0.000	2.0082 51.008	0.870 22.10	0.0593 1.506
MB4273SI crank flange length mm STD 23.91/23.86 0.25 23.94/23.89 0.5 23.94/23.89	M5653U M5653L F5653U F5653L	3 Pairs 1 Pair		0.0000 0.000 0.0000 0.000	2.2060 56.032 2.2060 56.032	0.752 19.10 0.945 24.01	0.0781 1.984 0.0781 1.984
7	K4E 1.4Liter		1415 cc	76.00 X 78.00	4 cyl		7
CR1288SI STD/0.25/0.5	C1288	1 Pair		0.0000 0.000	1.7720 45.009	0.870 22.10	0.0593 1.506
MB5653SI crank flange length mm STD 23.91/23.86 0.25 23.94/23.89 0.5 23.94/23.89	M5653U M5653L F5653U F5653L	4 Pairs 1 Pair		0.0000 0.000 0.0000 0.000	2.2060 56.032 2.2060 56.032	0.752 19.10 0.945 24.01	0.0781 1.984 0.0781 1.984
8	G15B,4G15,G4AJ 1.5Liter SOHC, 8 Valves, vin X, Gasoline	08/1988 - 12/1990	1468 cc	75.50 X 82.00	4 cyl		8
	4G15 1.5Liter SOHC, 12 Valves, vin A, Gasoline	01/1991 - 12/2002	1468 cc	75.50 X 82.00	4 cyl		
	G4DJ 1.5Liter SOHC, 8 Valves, vin J, Gasoline	01/1990 - 12/1994	1468 cc	75.50 X 82.00	4 cyl		
CR4049AM STD/0.25/0.5/0.75/1.0 -08/1988	C4049	4 Pairs		1.6527/1.6535 41.979/41.999	1.7717/1.7725 45.001/45.022	0.614 15.60	0.0588 1.494
MB 521AM crank flange length mm STD 23.95/23.90 0.25 24.05/24.00 0.5 24.20/24.15 0.75 24.20/24.15 1.0 24.45/24.40	M 521U M 521L F 521	4 Pairs 1 Pair	1,2,4,5 3	1.8890/1.8898 47.981/48.001 1.8890/1.8898 47.981/48.001	2.0472/2.0480 51.999/52.019 2.0472/2.0480 51.999/52.019	0.752 19.10 0.947 24.05	0.0783 1.989 0.0783 1.989
MB5237AM Optional to MB 521AM (flange STD) crank flange length mm STD 23.95/23.90 0.25 23.98/23.93 0.5 23.98/23.93 0.75 23.98/23.93	M 521U M 521L F5237	4 Pairs 1 Pair	1,2,4,5 3	1.8890/1.8898 47.981/48.001 1.8890/1.8898 47.981/48.001	2.0472/2.0480 51.999/52.019 2.0472/2.0480 51.999/52.019	0.752 19.10 0.947 24.05	0.0783 1.989 0.0783 1.989
9	4G91 1.5Liter DOHC, 16 Valves, Gasoline	09/1991 -	1499 cc	78.40 X 77.50	4 cyl		9
CR4119AM STD/0.25/0.5/0.75/1.0	C4119	4 Pairs		1.7709/1.7717 44.981/45.001	1.8897/1.8905 47.998/48.019	0.663 16.85	0.0587 1.491
MB5176AM STD/0.25/0.5/0.75	M5176U M5176L	5 Pairs		1.9678/1.9685 49.982/50.000	2.1260/2.1267 54.000/54.018	0.748 19.00	0.0785 1.994









Mitsubishi				Mitsubishi			
							
King Set No.	Part No.	Qty.	Position	Crankshaft Diameter	Housing Diameter	Length	Wall Thickness
TW 143AM STD/0.25	W 143	1 Pair		2.2047/2.2146 55.999/56.251	2.9685/2.9783 75.400/75.649	0.000 0.00	0.0778 1.976
CR4119XP STD/0.25 Optional to CR4119AM (Race bearings, Tri-metal [pMax Black])	C4119-PR	4 Pairs		1.7709/1.7717 44.981/45.001	1.8897/1.8905 47.998/48.019	0.661 16.80	0.0587 1.491
MB5176XP STD/0.25 Optional to MB5176AM (Race bearings, Tri-metal [pMax Black])	M5176U-PR M5176L-PR	5 Pairs		1.9678/1.9685 49.982/50.000	2.1260/2.1267 54.000/54.018	0.748 19.00	0.0784 1.991
10	4G61 1.6Liter DOHC, 16 Valves, Gasoline	01/1991 - 12/1992	1596 cc	82.30 X 75.00	4 cyl		10
	4G61T 1.6Liter DOHC, 16 Valves, Gasoline Turbocharged	01/1989 - 12/1990	1596 cc	82.30 X 75.00	4 cyl		
CR4481AM STD/0.25/0.5/0.75/1.0	C4481	4 Pairs		1.7709/1.7717 44.981/45.001	1.8899/1.8904 48.003/48.016	0.925 23.50	0.0587 1.491
MB5227AM <i>crank flange length mm</i> STD 28.96/28.91 0.25 28.99/28.94 0.5 28.99/28.94 0.75 28.99/28.94 1.0 28.99/28.94	M 524U M 524L F5227	4 Pairs 1 Pair	1,2,4,5 3	2.2435/2.2441 56.985/57.000 2.2435/2.2441 56.985/57.000	2.4016/2.4024 61.001/61.021 2.4016/2.4024 61.001/61.021	0.908 23.06 1.144 29.06	0.0784 1.991 0.0784 1.991
CR4481XP STD/STDX/.025/0.25 Optional to CR4481AM (Race bearings, Tri-metal [pMax Black])	C4481/PR	4 Pairs		1.7713/1.7717 44.991/45.001	1.8898/1.8905 48.001/48.019	0.925 23.50	0.0587 1.491
MB5227XP Optional to MB5227AM (Race bearings, Tri-metal [pMax Black]) <i>crank flange length mm</i> STD 28.96/28.91 STDX 28.96/28.91 .025 28.96/28.91 0.25 28.96/28.91	M5227U/PR M5227L/PR F5227/PR	4 Pairs 1 Pair	1,2,4,5 3	2.2433/2.2441 56.980/57.000 2.2433/2.2441 56.980/57.000	2.4016/2.4024 61.001/61.021 2.4016/2.4024 61.001/61.021	0.908 23.06 1.144 29.06	0.0784 1.991 0.0784 1.991
11	4G92 1.8Liter	08/1991 - 12/1993	1755 cc	81.00 X 77.50	4 cyl		11
	4G93T 1.8Liter DOHC, 16 Valves, Gasoline Turbocharged	08/1991 - 12/1996	1834 cc	81.00 X 89.00	4 cyl		
	4G93 1.8Liter SOHC, 16 Valves, Gasoline	01/1992 - 12/2002	1834 cc	81.00 X 89.00	4 cyl		
CR4119AM STD/0.25/0.5/0.75/1.0	C4119	4 Pairs		1.7709/1.7717 44.981/45.001	1.8897/1.8905 47.998/48.019	0.663 16.85	0.0587 1.491
MB5176AM STD/0.25/0.5/0.75	M5176U M5176L	5 Pairs		1.9678/1.9685 49.982/50.000	2.1260/2.1267 54.000/54.018	0.748 19.00	0.0785 1.994
TW 143AM STD/0.25	W 143	1 Pair		2.2047/2.2146 55.999/56.251	2.9685/2.9783 75.400/75.649	0.000 0.00	0.0778 1.976
CR4119XP STD/0.25 Optional to CR4119AM (Race bearings, Tri-metal [pMax Black])	C4119-PR	4 Pairs		1.7709/1.7717 44.981/45.001	1.8897/1.8905 47.998/48.019	0.661 16.80	0.0587 1.491
MB5176XP STD/0.25 Optional to MB5176AM (Race bearings, Tri-metal [pMax Black])	M5176U-PR M5176L-PR	5 Pairs		1.9678/1.9685 49.982/50.000	2.1260/2.1267 54.000/54.018	0.748 19.00	0.0784 1.991
12	S4L2 1.8Liter		1758 cc	78.00 X 92.00	4 cyl		12
CR1290SI STD/0.25/0.5/1.0	C1290	1 Pair		0.0000 0.000	2.0082 51.008	0.870 22.10	0.0593 1.506
MB5653SI <i>crank flange length mm</i> STD 23.91/23.86 0.25 23.94/23.89 0.5 23.94/23.89	M5653U M5653L F5653U F5653L	4 Pairs 1 Pair		0.0000 0.000 0.0000 0.000	2.2060 56.032 2.2060 56.032	0.752 19.10 0.945 24.01	0.0781 1.984 0.0781 1.984

Mitsubishi

Mitsubishi

King Set No.	Part No.	Qty.	Position	Crankshaft Diameter	Housing Diameter	Length	Wall Thickness
13	G51B,4G51 1.9Liter SOHC, 8 Valves, Gasoline	06/1973 - 02/1978	1855 cc	81.00 X 90.00	4 cyl		13
	G52B,4G52 2.0Liter SOHC, 8 Valves, Gasoline	08/1972 - 02/1978	1995 cc	84.00 X 90.00	4 cyl		
	4D55,4D55T 2.4Liter SOHC, 8 Valves, Diesel Turbocharged	02/1980 - 03/1986	2347 cc	91.10 X 90.00	4 cyl		
	4G53 2.4Liter	05/1973 - 07/1978	2384 cc	88.00 X 98.00	4 cyl		
	4D56,4D56T 2.5Liter SOHC, 8 Valves, Diesel Turbocharged	04/1986 -	2477 cc	91.10 X 95.00	4 cyl		
	4G54 2.6Liter SOHC, 8 Valves, Gasoline	11/1975 - 07/1978	2555 cc	91.10 X 98.00	4 cyl		
CR4466AM STD/0.25/0.5/0.75/1.0/1.5	C4466	4 Pairs		2.0858/2.0866 52.979/53.000	2.2047/2.2055 55.999/56.020	0.982 24.95	0.0589 1.496
MB 577AM crank flange length mm	M 577	4 Pairs	1,2,4,5	2.5976/2.5984 65.979/65.999	2.7559/2.7567 70.000/70.020	0.984 25.00	0.0783 1.989
	F 577	1 Pair	3	2.5976/2.5984 65.979/65.999	2.7559/2.7567 70.000/70.020	1.223 31.06	0.0783 1.989
CR4586XP STD/STDx/0.25 Optional to CR4466AM (Race bearings, Tri-metal [pMax Black])	C4586-PR	4 Pairs		2.0454/2.0461 51.953/51.971	2.1654/2.1657 55.001/55.009	0.669 17.00	0.0591 1.501
MB5228AM Optional to MB 577AM (flange STD) crank flange length mm	M 577	4 Pairs	1,2,4,5	2.5976/2.5984 65.979/65.999	2.7559/2.7567 70.000/70.020	0.984 25.00	0.0783 1.989
	F5228	1 Pair	3	2.5976/2.5984 65.979/65.999	2.7559/2.7567 70.000/70.020	1.223 31.06	0.0782 1.986
14	G52B,4G52 2.0Liter SOHC, 8 Valves, Gasoline	08/1978 - 09/1987	1995 cc	84.00 X 90.00	4 cyl		14
	4G53 2.4Liter	07/1978 - 12/1983	2384 cc	88.00 X 98.00	4 cyl		
	G54B,4G54 2.6Liter SOHC, 8 Valves, Gasoline	08/1978 - 12/1989	2555 cc	91.10 X 98.00	4 cyl		
	G54B 2.6Liter SOHC, 8 Valves, Gasoline	01/1983 - 12/1989	2555 cc	91.10 X 98.00	4 cyl		
CR4466AM STD/0.25/0.5/0.75/1.0/1.5	C4466	4 Pairs		2.0858/2.0866 52.979/53.000	2.2047/2.2055 55.999/56.020	0.982 24.95	0.0589 1.496
MB5195AM crank flange length mm	M 546U M 546L	4 Pairs	1,2,4,5	2.3614/2.3622 59.980/60.000	2.5197/2.5205 64.000/64.021	0.988 25.10	0.0784 1.991
	F5195	1 Pair	3	2.3614/2.3622 59.980/60.000	2.5197/2.5205 64.000/64.021	1.223 31.06	0.0784 1.991
CR4586XP STD/STDx/0.25 Optional to CR4466AM (Race bearings, Tri-metal [pMax Black])	C4586-PR	4 Pairs		2.0454/2.0461 51.953/51.971	2.1654/2.1657 55.001/55.009	0.669 17.00	0.0591 1.501
MB 546AM Optional to MB5195AM (flange STD) crank flange length mm	M 546U M 546L	4 Pairs	1,2,4,5	2.3614/2.3622 59.980/60.000	2.5197/2.5205 64.000/64.021	0.988 25.10	0.0784 1.991
	F 546	1 Pair	3	2.3614/2.3622 59.980/60.000	2.5197/2.5205 64.000/64.021	1.223 31.06	0.0784 1.991



Mitsubishi				Mitsubishi				
								
King Set No.		Part No.	Qty.	Position	Crankshaft Diameter	Housing Diameter	Length	Wall Thickness
15	4G63T 2.0Liter DOHC, 16 Valves, Gasoline Turbocharged	01/1997 - 12/1998	1997 cc	85.00 X 88.00	4 cyl			15
	4G64 2.4Liter SOHC, 16 Valves, Gasoline	01/1997 - 12/2005	2351 cc	86.50 X 100.00	4 cyl			
CR4120SI STD/0.25/0.5/0.75/1.0	C4120	4 Pairs			1.7709/1.7717 44.981/45.001	1.8898/1.8904 48.001/48.016	0.831 21.10	0.0588 1.494
MB5315AM STD/0.25/0.5/0.75	M5177U M5177L	5 Pairs	1,2,3,4, 5		2.2435/2.2441 56.985/57.000	2.4016/2.4024 61.001/61.021	0.811 20.60	0.0786 1.996
TW 173AM STD/0.25	W 173	1 Pair			2.4842/2.4941 63.099/63.350	3.1693/3.1791 80.500/80.749	0.000 0.00	0.0830 2.108
CR4120XP STD/STDX/0.25 Optional to CR4120SI (Race bearings, Tri-metal [pMax Black])	C4120/PR	4 Pairs			1.7709/1.7715 44.981/44.996	1.8897/1.8905 47.998/48.019	0.831 21.10	0.0586 1.488
MB5315XP STD/STDX/.025/0.25 Optional to MB5315AM (Race bearings, Tri-metal [pMax Black]) 3/4 Groove	M5315U/PR M5315L/PR	5 Pairs	1,2,3,4, 5		2.2435/2.2441 56.985/57.000	2.4016/2.4024 61.001/61.021	0.811 20.60	0.0783 1.989
TW 173HP STD/0.25 Optional to TW 173AM (Race bearings, BI-metal [Alecular])	W 173/PR	1 Pair			2.4842/2.4941 63.099/63.350	3.1693/3.1791 80.500/80.749	0.000 0.00	0.0830 2.108
16	420A,A588 2.0Liter DOHC, 16 Valves, vin Y, Gasoline	01/1995 - 12/1999	1997 cc	87.50 X 83.00	4 cyl			16
	CR4195AM STD/0.25/0.5/0.75/1.0	C4195	4 Pairs		1.8894/1.8900 47.991/48.006	2.0075/2.0081 50.991/51.006	0.805 20.45	
MB5052AM 1996-1999 crank flange length mm STD 26.26/26.21 0.25 26.29/26.24 0.5 26.29/26.24 0.75 26.29/26.24	M5052U M5052L	4 Pairs	1,2,4,5		2.0469/2.0475 51.991/52.007	2.2045/2.2050 55.994/56.007	0.784 19.90	0.0782 1.986
	F5052U F5052L	1 Pair	3		2.0469/2.0475 51.991/52.007	2.0450/2.0500 51.943/52.070	1.038 26.36	0.0782 1.986
MB5065AM 1995 crank flange length mm STD 26.26/26.21 0.25 26.29/26.24 0.5 26.29/26.24 0.75 26.29/26.24 1.0 26.29/26.24	M5052U M5065L	4 Pairs	1,2,4,5		2.0469/2.0475 51.991/52.007	2.2045/2.2050 55.994/56.007	0.784 19.90	0.0782 1.986
	F5052U F5065L	1 Pair	3		2.0469/2.0475 51.991/52.007	2.0450/2.0500 51.943/52.070	1.038 26.36	0.0782 1.986
CR4183AM STD/0.25/0.5/0.75/1.0 Optional to CR4195AM (housing bore +.002")	C4183	4 Pairs			1.8894/1.8900 47.991/48.006	2.0095/2.0101 51.041/51.057	0.805 20.45	0.0594 1.509
17	4G63 2.0Liter SOHC, 16 Valves, Gasoline	05/1992 - 12/1993	1997 cc	85.00 X 88.00	4 cyl			17
	4G63 2.0Liter DOHC, 16 Valves, Gasoline	05/1992 - 12/1994	1997 cc	85.00 X 88.00	4 cyl			
	4G63T 2.0Liter DOHC, 16 Valves, Gasoline Turbocharged	05/1992 - 12/1996	1997 cc	85.00 X 88.00	4 cyl			
	4G64 2.4Liter SOHC, 8 Valves, Gasoline	05/1992 - 12/1996	2351 cc	86.50 X 100.00	4 cyl			
	4G64 2.4Liter SOHC, 16 Valves, Gasoline	05/1992 - 12/1996	2351 cc	86.50 X 100.00	4 cyl			
	4G64 2.4Liter DOHC, 16 Valves, Gasoline	01/1994 - 12/1994	2351 cc	86.50 X 100.00	4 cyl			
CR4120SI STD/0.25/0.5/0.75/1.0	C4120	4 Pairs			1.7709/1.7717 44.981/45.001	1.8898/1.8904 48.001/48.016	0.831 21.10	0.0588 1.494

Mitsubishi

Mitsubishi

King Set No.	Part No.	Qty.	Position	Crankshaft Diameter	Housing Diameter	Length	Wall Thickness
CS3305BB							
MB5177AM <i>crank flange length mm</i> STD 25.40/25.35 0.25 25.50/25.45 0.5 25.65/25.60 0.75 25.65/25.60 1.0 25.90/25.85	M5177U M5177L	4 Pairs	1,2,4,5	2.2435/2.2441 56.985/57.000	2.4016/2.4024 61.001/61.021	0.811 20.60	0.0786 1.996
	F5177	1 Pair	3	2.2435/2.2441 56.985/57.000	2.4016/2.4024 61.001/61.021	1.004 25.50	0.0786 1.996
CR4120XP STD/STDX/0.25 Optional to CR4120SI (Race bearings, Tri-metal [pMax Black])	C4120/PR	4 Pairs		1.7709/1.7715 44.981/44.996	1.8897/1.8905 47.998/48.019	0.831 21.10	0.0586 1.488
MB5209AM Optional to MB5177AM (flange STD) <i>crank flange length mm</i> STD 25.40/25.35 0.25 25.43/25.38 0.5 25.43/25.38 0.75 25.43/25.38 1.0 25.43/25.38	M5177U M5177L	4 Pairs	1,2,4,5	2.2435/2.2441 56.985/57.000	2.4016/2.4024 61.001/61.021	0.811 20.60	0.0786 1.996
	F5209	1 Pair	3	2.2435/2.2441 56.985/57.000	2.4016/2.4024 61.001/61.021	1.004 25.50	0.0783 1.989
MB5209XP Optional to MB5209AM (Race bearings, Tri-metal [pMax Black]) 3/4 Groove <i>crank flange length mm</i> STD 25.40/25.35 STDX 25.40/25.35 .025 25.40/25.35 0.25 25.40/25.35	M5177U/PR M5177L/PR	4 Pairs	1,2,4,5	2.2435/2.2441 56.985/57.000	2.4016/2.4024 61.001/61.021	0.823 20.90	0.0783 1.989
	F5209/PR	1 Pair	3	2.2435/2.2441 56.985/57.000	2.4016/2.4024 61.001/61.021	1.004 25.50	0.0783 1.989
MB5403AM Optional to MB5209AM (1 flanged half) <i>crank flange length mm</i> STD 25.40/25.35 0.25 25.43/25.38 0.5 25.43/25.38 0.75 25.43/25.38	M5177U M5177L	4 Pairs	1,2,4,5	2.2435/2.2441 56.985/57.000	2.4016/2.4024 61.001/61.021	0.811 20.60	0.0786 1.996
	F5209 M5177L	1 Pair	3	2.2435/2.2441 56.985/57.000	2.4016/2.4024 61.001/61.021	1.004 25.50	0.0785 1.994
18 4D68 2.0Liter SOHC, 8 Valves, Diesel	1998 cc		82.70 X 93.00	4 cyl	18		
CR4359CA STD/0.25/0.5	C4120 C4123	4 Pairs	1,2,3,4	1.7709/1.7717 44.981/45.001	1.8898/1.8904 48.001/48.016	0.831 21.10	0.0589 1.496
MB5315AM STD/0.25/0.5/0.75	M5177U M5177L	5 Pairs	1,2,3,4, 5	2.2435/2.2441 56.985/57.000	2.4016/2.4024 61.001/61.021	0.811 20.60	0.0786 1.996
MB5315XP STD/STDX/.025/0.25 Optional to MB5315AM (Race bearings, Tri-metal [pMax Black]) 3/4 Groove	M5315U/PR M5315L/PR	5 Pairs	1,2,3,4, 5	2.2435/2.2441 56.985/57.000	2.4016/2.4024 61.001/61.021	0.811 20.60	0.0783 1.989
19 4D56 HP 2.5Liter DOHC, 16 Valves, Diesel Turbocharged	11/2005 -		2477 cc	91.10 X 95.00	4 cyl	19	
CR4571CP STD/0.25/0.5/0.75	C4571	4 Pairs		0.0000 0.000	2.3640 60.046	0.988 25.10	0.0589 1.496
MB5701SI STD/0.25/0.5/0.75	M 577 M5701L	5 Pairs		0.0000 0.000	2.7560 70.002	0.984 25.00	0.0783 1.989
20 4D56T 2.5Liter SOHC, 8 Valves, Diesel Turbocharged	01/1986 - 12/1993		2477 cc	91.10 X 95.00	4 cyl	20	
CR4466AM STD/0.25/0.5/0.75/1.0/1.5	C4466	4 Pairs		2.0858/2.0866 52.979/53.000	2.2047/2.2055 55.999/56.020	0.982 24.95	0.0589 1.496
MB5405AM STD/0.25/0.5/0.75/1.0	M 577 M5342L	5 Pairs		2.5976/2.5984 65.979/65.999	2.7559/2.7567 70.000/70.020	0.984 25.00	0.0783 1.989
TW 174AM STD/0.25	W 174	1 Pair		0.0000 0.000	0.0000 0.000	0.000 0.00	0.0000 0.000

Mitsubishi				Mitsubishi			
King Set No.	Part No.	Qty.	Position	Crankshaft Diameter	Housing Diameter	Length	Wall Thickness
CR4586XP STD/STDX/0.25 Optional to CR4466AM (Race bearings, Tri-metal [pMax Black])	C4586-PR	4 Pairs		2.0454/2.0461 51.953/51.971	2.1654/2.1657 55.001/55.009	0.669 17.00	0.0591 1.501
21	6G73 2.5Liter DOHC, 24 Valves, Gasoline	01/1995 - 12/1995	2497 cc	83.50 X 76.00	6 cyl		21
CR6629AM STD/0.25/0.5/0.75/1.0/1.25	C6629	6 Pairs		1.9674/1.9685 49.972/50.000	2.0866/2.0874 53.000/53.020	0.605 15.37	0.0586 1.488
TW 247AM STD/0.25	W 247D W 247E	2 Pairs		2.5984/2.6083 65.999/66.251	3.0590/3.0690 77.699/77.953	0.000 0.00	0.0777 1.974
22	4M40 2.8Liter SOHC, 8 Valves, Diesel Turbocharged	01/1982 -	2835 cc	95.00 X 100.00	4 cyl		22
CR4328CP STD/0.25/0.5	C4328U C4328L	4 Pairs	1,2,3,4	2.1260 54.000	2.2835 58.001	1.087 27.60	0.0786 1.996
MB5372CP STD/0.25/0.5/1.0	M5372/1U M5372/1L	4 Pairs	1,2,4,5	2.6772 68.001	2.8346 71.999	0.870 22.10	0.0787 1.999
	M5372/3U M5372/3L	1 Pair	3	2.6772 68.001	2.8346 71.999	0.870 22.10	0.0780 1.981
TW 299AM STD/0.25	W 299D W 299E	2 Pairs		3.0019 76.248	3.7283/3.7293 94.699/94.724	0.000 0.00	0.0964 2.449
23	6G72 3.0Liter DOHC, 24 Valves, vin B,J, Gasoline	01/1991 - 12/1999	2972 cc	91.10 X 76.00	6 cyl		23
	6G72T 3.0Liter DOHC, 24 Valves, vin C,K, Gasoline Turbocharged	01/1991 - 12/1999	2972 cc	91.10 X 76.00	6 cyl		
CR6629AM STD/0.25/0.5/0.75/1.0/1.25	C6629	6 Pairs		1.9674/1.9685 49.972/50.000	2.0866/2.0874 53.000/53.020	0.605 15.37	0.0586 1.488
MB4016AM STD/0.25/0.5/0.75/1.0	M4016U M4016L	4 Pairs		2.3611/2.3622 59.972/60.000	2.5197/2.5205 64.000/64.021	0.709 18.00	0.0783 1.989
TW 247AM STD/0.25	W 247D W 247E	2 Pairs		2.5984/2.6083 65.999/66.251	3.0590/3.0690 77.699/77.953	0.000 0.00	0.0777 1.974
24	6G71 3.0Liter	60/2198 - 11/1989	2972 cc	91.00 X 76.00	6 cyl		24
MB 458AM STD/0.25/0.5/0.75/1.0	M 458U M4016L	4 Pairs		2.3611/2.3622 59.972/60.000	2.5197/2.5205 64.000/64.021	0.709 18.00	0.0783 1.989
TW 247AM STD/0.25	W 247D W 247E	2 Pairs		2.5984/2.6083 65.999/66.251	3.0590/3.0690 77.699/77.953	0.000 0.00	0.0777 1.974
25	6G72 3.0Liter SOHC, 12 Valves, vin H,S, Gasoline	07/1986 - 12/1999	2972 cc	91.10 X 76.00	6 cyl		25
	6G72 3.0Liter SOHC, 24 Valves, vin H,P, Gasoline	01/1994 - 12/2005	2972 cc	91.10 X 76.00	6 cyl		
CR6629AM STD/0.25/0.5/0.75/1.0/1.25	C6629	6 Pairs		1.9674/1.9685 49.972/50.000	2.0866/2.0874 53.000/53.020	0.605 15.37	0.0586 1.488
MB 458AM STD/0.25/0.5/0.75/1.0	M 458U M4016L	4 Pairs		2.3611/2.3622 59.972/60.000	2.5197/2.5205 64.000/64.021	0.709 18.00	0.0783 1.989
TW 247AM STD/0.25	W 247D W 247E	2 Pairs		2.5984/2.6083 65.999/66.251	3.0590/3.0690 77.699/77.953	0.000 0.00	0.0777 1.974
26	4D31,4D31T 3.3Liter SOHC, 8 Valves, Diesel Turbocharged	10/1982 - 12/1991	3298 cc	100.00 X 105.00	4 cyl		26
	4D30 3.3Liter Diesel	11/1978 -	3298 cc	100.00 X 105.00	4 cyl		
	4D32 3.6Liter, Diesel	09/1989 -	3567 cc	104.00 X 105.00	4 cyl		
	4D33 4.2Liter, Diesel	09/1989 -	4214 cc	108.00 X 115.00	4 cyl		

Mitsubishi				Mitsubishi			
King Set No.	Part No.	Qty.	Position	Crankshaft Diameter	Housing Diameter	Length	Wall Thickness
CR4202CP STD/0.25/0.5	C4202U C4202L	4 Pairs		2.3608 59.964	2.5197/2.5204 64.000/64.018	1.303 33.10	0.0787 1.999
MB5074CP STD/0.25/0.5	M5074U M5074L	5 Pairs	1,2,3,4, 5	3.6890 93.701	3.2283 81.999	1.063 27.00	0.0787 1.999
27	6G74 3.5Liter SOHC, 12 Valves, Gasoline	01/1994 - 12/1999	3497 cc	93.00 X 86.00	6 cyl		27
	6G74 3.5Liter SOHC, 24 Valves, vin P,R, Gasoline	01/1997 - 12/2004	3497 cc	93.00 X 86.00	6 cyl		
	6G74 3.5Liter DOHC, 24 Valves, vin M, Gasoline	01/1994 - 12/1996	3497 cc	93.00 X 86.00	6 cyl		
	6G75 3.8Liter SOHC, 24 Valves, vin S,T, Gasoline	01/2003 - 12/2005	3828 cc	95.00 X 90.00	6 cyl		
CR6735AM STD/0.25/0.5/0.75/1.0	C6735	6 Pairs		2.1646/2.1653 54.981/54.999	2.2835/2.2842 58.001/58.019	0.606 15.40	0.0587 1.491
MB4050AM STD/0.25/0.5/0.75	M4050U M4050L	4 Pairs	1,2,3,4	2.5190/2.5197 63.983/64.000	2.6772/2.6780 68.001/68.021	0.673 17.10	0.0786 1.996
TW 158AM STD	W 158	1 Pair		2.7598/2.7697 70.099/70.350	3.7106/3.7205 94.249/94.501	0.000 0.00	0.0778 1.976
28	4D36 3.6Liter, Diesel		3567 cc	104.00 X 105.00	4 cyl		28
	4D33 4.2Liter, Diesel		4214 cc		4 cyl		
	4D35 4.6Liter, Diesel		4561 cc	110.00 X 120.00	4 cyl		
CR4202CP STD/0.25/0.5	C4202U C4202L	4 Pairs		2.3608 59.964	2.5197/2.5204 64.000/64.018	1.303 33.10	0.0787 1.999
MB5074CP STD/0.25/0.5	M5074U M5074L	5 Pairs	1,2,3,4, 5	3.6890 93.701	3.2283 81.999	1.063 27.00	0.0787 1.999
29	226CI 3.7Liter SOHC, 12 Valves, vin K, Gasoline	01/2006 - 12/2009	3703 cc	93.00 X 90.80	6 cyl		29
CR6822SI STD/0.25/0.5/0.75/1.0	C6822	6 Pairs		2.2794/2.2797 57.897/57.904	2.4092/2.4097 61.194/61.206	0.654 16.60	0.0645 1.638
CS2101BB STD balance shaft bearing	S2101/1	1	1	0.0000 0.000	2.3533 59.774	0.710 18.03	0.0728 1.849
	S2101/2	1	2	0.0000 0.000	1.2903 32.774	0.710 18.03	0.0728 1.849
MB4102SI STD/0.26/0.25/0.5/0.75/1.0 contains thrustwashers	M5284U M5284L	4 Pairs	1,2,3,4	2.4998/2.5002 63.495/63.505	2.6927/2.6931 68.395/68.405	0.807 20.50	0.0962 2.443
	W5284D W5284E	1 Pair		2.8471/2.8510 72.316/72.415	3.6345/3.6384 92.316/92.415	0.004 0.10	0.1004 2.550
TW 167AM STD	W5284D W5284E	1 Pair	3	2.8471/2.8510 72.316/72.415	3.6345/3.6384 92.316/92.415	0.000 0.00	0.1004 2.550
CR6849SI STD/0.25 Optional to CR6822SI (housing bore +.002")	C6849	6 Pairs		2.2794/2.2797 57.897/57.904	2.4112/2.4117 61.244/61.257	0.654 16.60	0.0645 1.638
30	4D34,4D34T 3.9Liter SOHC, 8 Valves, Diesel Turbocharged	08/1991 -	3907 cc	104.00 X 115.00	4 cyl		30
MB5074CP STD/0.25/0.5	M5074U M5074L	5 Pairs	1,2,3,4, 5	3.6890 93.701	3.2283 81.999	1.063 27.00	0.0787 1.999

Engine Index: New Holland

Engine-Code	Years	Cyl	CC	Line
269CI Genesis 4.4Liter		4	4400	1
305CI Genesis 5.0Liter		4	5000	1
305CI Genesis 5.0Liter Turbochargedd		4	5000	1
403CI Genesis 6.6Liter		6	6600	2
458CI Genesis 7.5Liter		6	7500	2

New Holland				New Holland			
King Set No.	Part No.	Qty.	Position	Crankshaft Diameter	Housing Diameter	Length	Wall Thickness
1	269CI Genesis 4.4Liter	4400 cc	111.77 X 111.80	4 cyl			1
	305CI Genesis 5.0Liter	5000 cc	111.77 X 127.00	4 cyl			
	305CI Genesis 5.0Liter Turbochargedd	5000 cc	111.70 X 127.00	4 cyl			
CR4131AM STD/010/020/030	C4131	4 Pairs		2.7496/2.7504 69.840/69.860	2.9412/2.9420 74.706/74.727	1.248 31.70	0.0942 2.393
CR4131CP STD/010/020/030	C4131	4 Pairs		2.7496/2.7504 69.840/69.860	2.9412/2.9420 74.706/74.727	1.248 31.70	0.0943 2.395
MB5069AM <i>crank flange length mm</i> STD 36.83/36.78 010 36.83/36.78 020 36.83/36.78 030 36.83/36.78 040 36.83/36.78	M7011U M7011L	4 Pairs	1,2,4,5	3.3714/3.3722 85.634/85.654	3.6242/3.6250 92.055/92.075	1.108 28.15	0.1249 3.172
	F5069U F5069L	1 Pair	3	3.3710/3.3722 85.623/85.654	3.6242/3.6250 92.055/92.075	1.454 36.93	0.1249 3.172
2	403CI Genesis 6.6Liter	6600 cc	111.77 X 111.80	6 cyl			2
	458CI Genesis 7.5Liter	7500 cc	111.77 X 127.00	6 cyl			
CR6679CP STD/010/020/030	C4131	6 Pairs		2.7496/2.7504 69.840/69.860	2.9412/2.9420 74.706/74.727	1.248 31.70	0.0943 2.395
MB7038AM <i>crank flange length mm</i> STD 36.83/36.78 010 36.83/36.78 020 36.83/36.78 030 36.83/36.78 040 36.83/36.78	M7011U M7011L	6 Pairs	1,2,3,5, 6,7	3.3714/3.3722 85.634/85.654	3.6242/3.6250 92.055/92.075	1.108 28.15	0.1249 3.172
	F5069U F5069L	1 Pair	4	3.3710/3.3722 85.623/85.654	3.6242/3.6250 92.055/92.075	1.454 36.93	0.1249 3.172
PB 167CP							

Engine Index: Nissan

Engine-Code	Years	Cyl	CC	Line
MA09 0.9Liter	08/1988 - 01/1992	4	930	1
A10, A10S 1.0Liter, OHV, 8 Valves, Gasoline	01/1966 - 12/1981	4	988	3
E10,E10S 1.0Liter, SOHC, 8 Valves, Gasoline	03/1981 - 05/1988	4	988	2
MA10S 1.0Liter, SOHC, 8 Valves, Gasoline	09/1982 - 9/1/1919	4	988	1
A12 1.2Liter, OHV, 8 Valves, Gasoline	01/1970 - 12/1982	4	1171	4
A12A 1.2Liter, OHV, 8 Valves, vin C, Gasoline	01/1978 - 12/1981	4	1237	4
E13,E13S 1.3Liter, SOHC, 8 Valves, Gasoline	10/1981 - 02/1991	4	1269	2
A13S 1.3Liter, OHV, 8 Valves, Gasoline	01/1976 - 12/1981	4	1288	4
A13 1.3Liter, OHV, 8 Valves, Gasoline	01/1976 - 12/1981	4	1288	4
GA13DE 1.3Liter, DOHC, 16 Valves, Gasoline	01/1990 - 12/1999	4	1295	5
L13 1.3Liter	01/1967 - 12/1970	4	1296	6
J 1.3Liter, OHV, 8 Valves, Gasoline	07/1965 - 12/1969	4	1299	8
J13 1.3Liter, OHV, 8 Valves, Gasoline	10/1969 - 11/1975	4	1299	7
GA14DE,GA14DS 1.4Liter, DOHC, 16 Valves, Gasoline	09/1988 - 12/2001	4	1392	5
A14 1.4Liter, OHV, 8 Valves, vin H,P, Gasoline	01/1974 - 12/1984	4	1397	4
L14 1.4Liter	01/1970 - 12/1977	4	1428	6
J15 1.5Liter, OHV, 8 Valves, Gasoline	03/1970 - 08/1979	4	1438	7
A15 1.5Liter, OHV, 8 Valves, vin P, Gasoline	01/1980 - 12/1991	4	1488	4
E15,E15S 1.5Liter, SOHC, 8 Valves, vin H,M, Gasoline	03/1981 - 02/1991	4	1488	2
E15T 1.5Liter, SOHC, 8 Valves, Gasoline Turbocharged	01/1983 - 12/1984	4	1488	2
GA15DE 1.5Liter, DOHC, 16 Valves, Gasoline	01/1990 - 12/2000	4	1498	5
J16 1.6Liter, OHV, 8 Valves, Gasoline	08/1972 - 08/1985	4	1567	7
L16 1.6Liter, SOHC, 8 Valves, Gasoline	01/1967 - 12/1989	4	1595	6
Z16 1.6Liter, SOHC, 8 Valves, Gasoline	01/1978 - 12/1988	4	1595	6
E16 1.6Liter, SOHC, 8 Valves, vin M,P, Gasoline	01/1983 - 12/1986	4	1597	2
E16I,E16S 1.6Liter, SOHC, 8 Valves, vin P, Gasoline	01/1986 - 12/1988	4	1597	2
GA16I,G16S 1.6Liter, SOHC, 8 Valves, vin G, Gasoline	01/1989 - 12/1990	4	1597	5
GA16DE 1.6Liter, DOHC, 16 Valves, vin A,E, Gasoline	01/1991 - 12/1999	4	1597	5
CA16DE 1.6Liter, DOHC, 16 Valves, Gasoline	10/1979 - 09/1988	4	1598	9
CD17 1.7Liter, SOHC, 8 Valves, vin S, Diesel	10/1982 - 12/1986	4	1680	10
J18 1.8Liter, OHV, 8 Valves, Gasoline	01/1980 - 12/1991	4	1751	11
QG18DE 1.8Liter, DOHC, 16 Valves, Gasoline	01/2000 - 12/2006	4	1769	12
L18 1.8Liter, SOHC, 8 Valves, Gasoline	01/1970 - 12/1981	4	1770	6
Z18 1.8Liter	01/1978 - 12/1988	4	1770	6
JN 1.8Liter, SOHC/OHC, 8 Valves, Gasoline	08/1980 - 06/1989	4	1781	13
CA18DE 1.8Liter, DOHC, 16 Valves, vin C, Gasoline	06/1981 - 12/1989	4	1809	9
CA18ET 1.8Liter, SOHC, 8 Valves, vin C, Gasoline Turbocharged	01/1984 - 12/1987	4	1809	9
SR18 1.8Liter		4	1838	14
L20B 2.0Liter, SOHC, 8 Valves, vin H, Gasoline	01/1974 - 04/1980	4	1952	15
Z20,Z20E,Z20S 2.0Liter, SOHC, 8 Valves, vin F,H,P, Gasoline	11/1975 - 12/1986	4	1952	15
LD20 2.0Liter, SOHC, 8 Valves, Diesel	04/1978 - 12/1991	4	1952	16
CA20S 2.0Liter, SOHC, 8 Valves, Gasoline	06/1981 - 12/1983	4	1973	9
CA20E 2.0Liter, SOHC, 8 Valves, Gasoline	01/1984 - 12/1989	4	1974	9
H20 2.0Liter, OHV, 8 Valves, Gasoline	07/1967 - 12/1992	4	1982	17
U20 2.0Liter, OHV, 8 Valves, Gasoline	01/1968 - 12/1970	4	1982	17
SD20 2.0Liter	01/1963 - 08/1980	4	1991	18
SD20 2.0Liter	09/1980 - 06/1983	4	1991	19
JL 2.0Liter 2 Valves, Gasoline	01/1984 - 01/1987	5	1994	20
VQ20DE 2.0Liter, DOHC, 24 Valves, Gasoline	01/1994 - 12/2001	6	1995	21
L20 2.0Liter, SOHC, 12 Valves, Gasoline	01/1966 - 12/1987	6	1998	24
L20A 2.0Liter, SOHC, 12 Valves, Gasoline	06/1981 - 05/1987	6	1998	23
VG20E 2.0Liter, SOHC, 12 Valves, Gasoline	06/1983 - 10/1986	6	1998	22
VG20DET 2.0Liter, SOHC, 24 Valves, Gasoline Turbocharged	06/1987 - 06/1991	6	1998	22
SR20DE 2.0Liter, DOHC, 16 Valves, vin B,G, Gasoline	01/1991 - 12/2002	4	1998	14
YD22 2.2Liter		4	2148	25
SD22 2.2Liter, OHV, 8 Valves, vin S, Diesel	01/1963 - 08/1980	4	2164	18
SD22 2.2Liter, OHV, 8 Valves, Diesel	09/1980 - 12/1983	4	2164	19
Z22,Z22E 2.2Liter, SOHC, 8 Valves, vin M,R, Gasoline	08/1982 - 12/1988	4	2187	15
SD22 2.3Liter, OHV, 8 Valves, vin S, Diesel	09/1980 - 08/1987	4	2289	19
TD23 2.3Liter, OHV, 8 Valves, Diesel	05/1986 - 12/1995	4	2289	26
LD23 12 Valves		4	2300	27
Z24,Z24I 2.4Liter, SOHC, 8 Valves, Gasoline	08/1983 - 12/1989	4	2389	15

Engine-Code	Years	Cyl	CC	Line
KA24E 2.4Liter, SOHC, 12 Valves, vin F,H,S, Gasoline	01/1989 - 12/1997	4	2389	28
KA24DE 2.4Liter, DOHC, 16 Valves, vin B,D,M, Gasoline	01/1991 - 12/2004	4	2389	28
L24 2.4Liter, SOHC, 12 Valves, Gasoline	10/1971 - 05/1987	6	2393	24
YD25 2.5Liter		4	2488	25
SD25 2.5Liter, OHV, 8 Valves, vin J, Diesel	11/1981 - 09/1988	4	2488	19
SD25T 2.5Liter, OHV, 8 Valves, vin J, Diesel Turbocharged	11/1981 - 09/1988	4	2488	29
TD25 2.5Liter, OHV, 8 Valves, Diesel	08/1986 - 12/1999	4	2494	30
VQ25DD,VQ25DE 2.5Liter, DOHC, 24 Valves, Gasoline	01/1994 - 12/2001	6	2496	21
RB25	08/1991 - 12/1998	6	2498	31
RB25DE 2.5Liter, DOHC, 24 Valves, Gasoline	01/1993 - 12/1998	6	2498	31
RB25DET 2.5Liter, DOHC, 24 Valves, Gasoline Turbocharged	01/1994 - 12/1998	6	2498	31
RB25DETT 2.5Liter, DOHC, 24 Valves, Gasoline Turbocharged	01/1998 -	6	2498	31
QR25DE 2.5Liter, DOHC, 16 Valves, Gasoline	01/2002 - 12/2006	4	2500	32
L26 2.6Liter, SOHC, 12 Valves, vin R, Gasoline	01/1971 - 12/1978	6	2565	24
RB26DETT 2.6Liter, DOHC, 24 Valves, Gasoline Turbocharged	08/1989 - 12/2002	6	2568	33
TD27 2.7Liter, OHV, 8 Valves, Diesel	06/1986 - 12/1992	4	2663	30
TD27T 2.7Liter, OHV, 8 Valves, Diesel Turbocharged	06/1986 - 12/1992	4	2663	34
L28 2.8Liter, SOHC, 12 Valves, Gasoline	01/1975 - 12/1983	6	2753	24
LD28 2.8Liter, SOHC, 12 Valves, Diesel	10/1979 - 12/1986	6	2792	24
RD28 2.8Liter, SOHC, 12 Valves, Diesel	06/1983 - 12/1999	6	2826	36
RD28-T 2.8Liter, SOHC, 12 Valves, Diesel Turbocharged	06/1983 - 12/1999	6	2826	35
VG30E 3.0Liter, SOHC, 12 Valves, vin 1,H,W, Gasoline	06/1983 - 12/1998	6	2960	37
VG30ET 3.0Liter, SOHC, 12 Valves, Gasoline Turbocharged	01/1984 - 12/1987	6	2960	37
VG30T 3.0Liter, SOHC, 12 Valves, Gasoline Turbocharged	01/1984 - 12/1989	6	2960	37
VG30i 3.0Liter, SOHC, 12 Valves, Gasoline	01/1986 - 12/1989	6	2960	37
VG30DE 3.0Liter, DOHC, 24 Valves, Gasoline	04/1987 - 12/1997	6	2960	37
VG30DETT 3.0Liter, DOHC, 24 Valves, Gasoline Turbocharged	01/1990 - 12/1996	6	2960	37
RB30 3.0Liter, SOHC, 12 Valves, Gasoline	08/1985 - 08/1988	6	2962	38
VQ30DD 3.0Liter, DOHC, 24 Valves, Gasoline	01/1995 - 12/1999	6	2987	21
VQ30DET 3.0Liter, DOHC, 24 Valves, Gasoline Turbocharged	01/1995 - 12/1999	6	2987	21
VQ30DE 3.0Liter, DOHC, 24 Valves, Gasoline	01/1995 - 12/2001	6	2987	21
SD33 3.3Liter, OHV, 12 Valves, Diesel	01/1966 - 12/1990	6	3246	39
SD33T 3.3Liter, OHV, 12 Valves, Diesel Turbocharged	01/1966 - 12/1990	6	3246	39
VG33E 3.3Liter, SOHC, 12 Valves, vin A,E, Gasoline	01/1996 - 12/2004	6	3275	37
VQ35DE 3.5Liter, DOHC, 24 Valves, Gasoline	01/2001 - 12/2007	6	3498	40
TD42 4.2Liter, SOHC, 12 Valves, Gasoline	10/1987 - 12/1997	6	4169	41
FD42 4.2Liter		4	4214	42
FD46 4.6Liter		4	4617	42
VQ40DE 4.0Liter DOHC, 40 Valves, Gasoline	09/2005 -	6	39540	43









Nissan				Nissan			
King Set No.	Part No.	Qty.	Position	Crankshaft Diameter	Housing Diameter	Length	Wall Thickness
1	MA09 0.9Liter	08/1988 - 01/1992	930 cc	66.00 X 68.00	4 cyl		1
	MA10S 1.0Liter, SOHC, 8 Valves, Gasoline	09/1982 - 91/1919	988 cc	68.00 X 68.00	4 cyl		
CR4005AM STD/0.25/0.5/0.75	C4005	4 Pairs		1.5730 39.954	1.6934 43.012	0.591 15.00	0.0595 1.511
MB5545AM STD/0.25/0.5/0.75	M5545U M5545L	5 Pairs		1.7705 44.971	1.9298 49.017	0.668 16.97	0.0790 2.007
TW 159AM STD	W 159	1 Pair		2.0180 51.257	2.3620 59.995	0.000 0.00	0.0776 1.971

Nissan









Nissan









King Set No.	Part No.	Qty.	Position	Crankshaft Diameter	Housing Diameter	Length	Wall Thickness
2	E10,E10S 1.0Liter, SOHC, 8 Valves, Gasoline	03/1981 - 05/1988	988 cc	73.00 X 59.00	4 cyl		2
	E13,E13S 1.3Liter, SOHC, 8 Valves, Gasoline	10/1981 - 02/1991	1269 cc	76.00 X 70.00	4 cyl		
	E15,E15S 1.5Liter, SOHC, 8 Valves, vin H,M, Gasoline	03/1981 - 02/1991	1488 cc	76.00 X 82.00	4 cyl		
	E15T 1.5Liter, SOHC, 8 Valves, Gasoline Turbocharged	01/1983 - 12/1984	1488 cc	76.00 X 82.00	4 cyl		
	E16 1.6Liter, SOHC, 8 Valves, vin M,P, Gasoline	01/1983 - 12/1986	1597 cc	76.00 X 88.00	4 cyl		
	E16I,E16S 1.6Liter, SOHC, 8 Valves, vin P, Gasoline	01/1986 - 12/1988	1597 cc	76.00 X 88.00	4 cyl		
CR 426AM STD/0.25/0.5/0.75/1.0	C 426	4 Pairs		1.5730/1.5738 39.954/39.975	1.6929/1.6934 43.000/43.012	0.668 16.97	0.0591 1.501
MB5524AM <i>crank flange length mm</i> STD 26.95/26.90 0.25 27.05/27.00 0.5 27.20/27.15 0.75 27.20/27.15 1.0 27.45/27.40 1.5 27.45/27.40	M5524/1	2 Pairs	1,5	1.9661/1.9673 49.939/49.969	2.1119/2.1129 53.642/53.668	0.870 22.10	0.0720 1.829
	M5524/2	2 Pairs	2,4	1.9661/1.9673 49.939/49.969	2.1119/2.1129 53.642/53.668	0.713 18.10	0.0720 1.829
	F5524	1 Pair	3	1.9661/1.9673 49.939/49.969	2.1119/2.1129 53.642/53.668	1.065 27.05	0.0720 1.829
MB5230AM Optional to MB5524AM (flange STD) <i>crank flange length mm</i> STD 26.95/26.90 0.25 26.98/26.93 0.5 26.98/26.93 0.75 26.98/26.93 1.0 26.98/26.93	M5524/1	2 Pairs	1,5	1.9661/1.9673 49.939/49.969	2.1119/2.1129 53.642/53.668	0.870 22.10	0.0720 1.829
	M5524/2	2 Pairs	2,4	1.9661/1.9673 49.939/49.969	2.1119/2.1129 53.642/53.668	0.713 18.10	0.0720 1.829
	F5230	1 Pair	3	1.9661/1.9673 49.939/49.969	2.1119/2.1129 53.642/53.668	1.065 27.05	0.0720 1.829
3	A10, A10S 1.0Liter, OHV, 8 Valves, Gasoline	01/1966 - 12/1981	988 cc	73.00 X 59.00	4 cyl		3
	CR4442AM STD/0.25/0.5/0.75/1.0/1.5	C4442	4 Pairs	1.7699/1.7704 44.955/44.968	1.8898/1.8902 48.001/48.011	0.772 19.60	
CS 502BB							
4	A12 1.2Liter, OHV, 8 Valves, Gasoline	01/1970 - 12/1982	1171 cc	73.00 X 70.00	4 cyl		4
	A12A 1.2Liter, OHV, 8 Valves, vin C, Gasoline	01/1978 - 12/1981	1237 cc	75.00 X 70.00	4 cyl		
	A13 1.3Liter, OHV, 8 Valves, Gasoline	01/1976 - 12/1981	1288 cc	76.00 X 76.00	4 cyl		
	A13S 1.3Liter, OHV, 8 Valves, Gasoline	01/1976 - 12/1981	1288 cc	76.00 X 70.00	4 cyl		
	A14 1.4Liter, OHV, 8 Valves, vin H,P, Gasoline	01/1974 - 12/1984	1397 cc	76.00 X 77.00	4 cyl		
	A15 1.5Liter, OHV, 8 Valves, vin P, Gasoline	01/1980 - 12/1991	1488 cc	76.00 X 82.00	4 cyl		
CR4442AM STD/0.25/0.5/0.75/1.0/1.5	C4442	4 Pairs		1.7699/1.7704 44.955/44.968	1.8898/1.8902 48.001/48.011	0.772 19.60	0.0591 1.501
CS 502BB							
MB 553AM <i>crank flange length mm</i> STD 26.95/26.90 0.25 27.05/27.00 0.5 27.20/27.15 1.5 27.45/27.40	M 553/1	2 Pairs	1,5	1.9666/1.9671 49.952/49.964	2.1120/2.1130 53.645/53.670	0.865 21.97	0.0721 1.831
	M 553/2	2 Pairs	2,4	1.9666/1.9671 49.952/49.964	2.1120/2.1130 53.645/53.670	0.708 17.98	0.0721 1.831
	F 553	1 Pair	3	1.9666/1.9671 49.952/49.964	2.1120/2.1130 53.645/53.670	1.065 27.05	0.0721 1.831











Nissan				Nissan			
 King Set No.	 Part No.	 Qty.	 Position	 Crankshaft Diameter	 Housing Diameter	 Length	 Wall Thickness
MB5229AM Optional to MB 553AM (flange STD) <i>crank flange length mm</i> STD 26.95/26.90 0.25 26.98/26.93 0.5 26.98/26.93 0.75 26.98/26.93 1.0 26.98/26.93	M 553/1	2 Pairs	1,5	1.9666/1.9671 49.952/49.964	2.1120/2.1130 53.645/53.670	0.865 21.97	0.0721 1.831
	M 553/2	2 Pairs	2,4	1.9666/1.9671 49.952/49.964	2.1120/2.1130 53.645/53.670	0.708 17.98	0.0721 1.831
	F5229	1 Pair	3	1.9666/1.9671 49.952/49.964	2.1120/2.1130 53.645/53.670	1.065 27.05	0.0721 1.831
5	GA13DE 1.3Liter, DOHC, 16 Valves, Gasoline	01/1990 - 12/1999	1295 cc	71.00 X 81.80	4 cyl		5
	GA14DE,GA14DS 1.4Liter, DOHC, 16 Valves, Gasoline	09/1988 - 12/2001	1392 cc	73.60 X 81.80	4 cyl		
	GA15DE 1.5Liter, DOHC, 16 Valves, Gasoline	01/1990 - 12/2000	1498 cc	73.60 X 88.00	4 cyl		
	GA16DE 1.6Liter, DOHC, 16 Valves, vin A,E, Gasoline	01/1991 - 12/1999	1597 cc	76.00 X 88.00	4 cyl		
	GA16I,G16S 1.6Liter, SOHC, 8 Valves, vin G, Gasoline	01/1989 - 12/1990	1597 cc	76.00 X 88.00	4 cyl		
CR 426AM STD/0.25/0.5/0.75/1.0	C 426	4 Pairs		1.5730/1.5738 39.954/39.975	1.6929/1.6934 43.000/43.012	0.668 16.97	0.0591 1.501
MB5373AM STD/0.25/0.5/0.75/1.0	M5373U M5581L	5 Pairs		1.9661/1.9671 49.939/49.964	2.1126 53.660	0.673 17.10	0.0720 1.829
TW2002AM STD/0.25	W2002	2 Pairs		2.2047/2.2146 55.999/56.251	2.7953/2.8051 71.001/71.250	0.000 0.00	0.0776 1.971
6	L13 1.3Liter	01/1967 - 12/1970	1296 cc	83.00 X 59.90	4 cyl		6
	L14 1.4Liter	01/1970 - 12/1977	1428 cc	83.00 X 66.00	4 cyl		
	L16 1.6Liter, SOHC, 8 Valves, Gasoline	01/1967 - 12/1989	1595 cc	83.00 X 73.70	4 cyl		
	Z16 1.6Liter, SOHC, 8 Valves, Gasoline	01/1978 - 12/1988	1595 cc	83.00 X 73.70	4 cyl		
	L18 1.8Liter, SOHC, 8 Valves, Gasoline	01/1970 - 12/1981	1770 cc	85.00 X 78.00	4 cyl		
	Z18 1.8Liter	01/1978 - 12/1988	1770 cc	85.00 X 78.00	4 cyl		
CR4431AM STD/0.25/0.5/0.75/1.0	C4431	4 Pairs		1.9670/1.9675 49.962/49.975	2.0866/2.0871 53.000/53.012	0.865 21.97	0.0591 1.501
MB 534AM <i>crank flange length mm</i> STD 31.95/31.90 0.25 32.05/32.00 0.5 32.20/32.15 0.75 32.20/32.15 1.5 32.45/32.40	M 768/1U M 534/1L	2 Pairs	1,5	2.1631/2.1635 54.943/54.953	2.3094/2.3099 58.659/58.671	1.028 26.10	0.0722 1.834
	M 768/3U	2 Pairs	2,4	2.1631/2.1635 54.943/54.953	2.3094/2.3099 58.659/58.671	0.949 24.10	0.0722 1.834
	F 768U	1 Pair	3	2.1631/2.1635 54.943/54.953	2.3094/2.3099 58.659/58.671	1.262 32.05	0.0722 1.834
MB5231AM Optional to MB 534AM (flange STD) <i>crank flange length mm</i> STD 31.95/31.90 0.25 31.98/31.93 0.5 31.98/31.93 0.75 31.98/31.93	M 768/1U M 534/1L	2 Pairs	1,5	2.1631/2.1635 54.943/54.953	2.3094/2.3099 58.659/58.671	1.028 26.10	0.0722 1.834
	M 768/3U	2 Pairs	2,4	2.1631/2.1635 54.943/54.953	2.3094/2.3099 58.659/58.671	0.949 24.10	0.0722 1.834
	F7732U	1 Pair	3	2.1631/2.1635 54.943/54.953	2.3094/2.3099 58.659/58.671	1.262 32.05	0.0722 1.834









Nissan				Nissan					
King Set No.	Part No.	Qty.	Position	Crankshaft Diameter	Housing Diameter	Length	Wall Thickness		
7	J13 1.3Liter, OHV, 8 Valves, Gasoline	10/1969 - 11/1975	1299 cc	73.00 X 77.60	4 cyl		7		
	J15 1.5Liter, OHV, 8 Valves, Gasoline	03/1970 - 08/1979	1438 cc	78.00 X 77.60	4 cyl				
	J16 1.6Liter, OHV, 8 Valves, Gasoline	08/1972 - 08/1985	1567 cc	78.00 X 82.00	4 cyl				
CR4424AM STD/0.25/0.5/0.75/1.0/1.5	C4424	4 Pairs		1.8759/1.8764 47.648/47.661	2.0210/2.0215 51.333/51.346	0.870 22.10	0.0722 1.834		
CS 309BB									
MB3305AM STD/0.25/0.5/0.75/1.0/1.25	M3305	3 Pairs		1.9996/2.0004 50.790/50.810	2.1457/2.1465 54.501/54.521	1.109 28.17	0.0722 1.834		
TW 204AM STD/0.25	W 204D W 204E	2 Pairs		2.2150/2.2250 56.261/56.515	2.7400/2.7500 69.596/69.850	0.000 0.00	0.0920 2.337		
8	J 1.3Liter, OHV, 8 Valves, Gasoline	07/1965 - 12/1969	1299 cc	73.00 X 77.60	4 cyl		8		
	CR4424AM STD/0.25/0.5/0.75/1.0/1.5	C4424	4 Pairs		1.8759/1.8764 47.648/47.661	2.0210/2.0215 51.333/51.346		0.870 22.10	0.0722 1.834
	CS 309BB								
	MB 347AM STD/010/020/040	M 347	3 Pairs		2.0005/2.0010 50.813/50.825	2.1460/2.1465 54.508/54.521		1.222 31.04	0.0720 1.829
	TW 204AM STD/0.25	W 204D W 204E	2 Pairs		2.2150/2.2250 56.261/56.515	2.7400/2.7500 69.596/69.850		0.000 0.00	0.0920 2.337
9	CA16DE 1.6Liter, DOHC, 16 Valves, Gasoline	10/1979 - 09/1988	1598 cc	78.00 X 83.60	4 cyl		9		
	CA18DE 1.8Liter, DOHC, 16 Valves, vin C, Gasoline	06/1981 - 12/1989	1809 cc	83.00 X 83.60	4 cyl				
	CA18ET 1.8Liter, SOHC, 8 Valves, vin C, Gasoline Turbocharged	01/1984 - 12/1987	1809 cc	83.00 X 83.60	4 cyl				
	CA20S 2.0Liter, SOHC, 8 Valves, Gasoline	06/1981 - 12/1983	1973 cc	84.50 X 88.00	4 cyl				
	CA20E 2.0Liter, SOHC, 8 Valves, Gasoline	01/1984 - 12/1989	1974 cc	84.50 X 88.00	4 cyl				
CR 407AM STD/0.25/0.5/0.75/1.0	C 407	4 Pairs		1.7701/1.7706 44.961/44.973	1.8898/1.8902 48.001/48.011	0.732 18.60	0.0591 1.501		
MB5529AM crank flange length mm STD 27.94/27.89 0.25 28.04/27.99 0.5 28.19/28.14 1.0 28.44/28.39	M5529U M5529L	4 Pairs	1,2,4,5	2.0846/2.0853 52.949/52.967	2.2307/2.2315 56.660/56.680	0.869 22.07	0.0720 1.829		
	F5529U F5529L	1 Pair	3	2.0846/2.0853 52.949/52.967	2.2307/2.2315 56.660/56.680	1.104 28.04	0.0720 1.829		
CR 407XP STD/STDX/0.25/0.25/0.5 Optional to CR 407AM (Race bearings, Tri-metal [pMax Black])	C 407-PR	4 Pairs		1.7701/1.7706 44.961/44.973	1.8898/1.8903 48.001/48.014	0.732 18.60	0.0593 1.506		
MB5232AM Optional to MB5529AM (flange STD) crank flange length mm STD 27.94/27.89 0.25 27.97/27.92 0.5 27.97/27.92 1.0 27.97/27.92	M5529U M5529L	4 Pairs	1,2,4,5	2.0846/2.0853 52.949/52.967	2.2307/2.2315 56.660/56.680	0.869 22.07	0.0720 1.829		
	F5232U F5232L	1 Pair	3	2.0846/2.0853 52.949/52.967	2.2307/2.2315 56.660/56.680	1.104 28.04	0.0720 1.829		
MB5232XP Optional to MB5232AM (Race bearings, Tri-metal [pMax Black]) crank flange length mm STD 27.95/27.90 0.25 27.95/27.90 0.5 27.95/27.90	M5529U-PR M5529L-PR	4 Pairs	1,2,4,5	2.0847/2.0852 52.951/52.964	2.2305/2.2310 56.655/56.667	0.791 20.10	0.0719 1.826		
	F5232U-PR F5232L-PR	1 Pair	3	2.0847/2.0852 52.951/52.964	2.2305/2.2310 56.655/56.667	1.104 28.05	0.0721 1.831		









Nissan				Nissan				
								
King Set No.	Part No.	Qty.	Position	Crankshaft Diameter	Housing Diameter	Length	Wall Thickness	
10	CD17 1.7Liter, SOHC, 8 Valves, vin S, Diesel	10/1982 - 12/1986	1680 cc	80.00 X 83.60	4 cyl			10
CR 407AM STD/0.25/0.5/0.75/1.0	C 407	4 Pairs		1.7701/1.7706 44.961/44.973	1.8898/1.8902 48.001/48.011	0.732 18.60	0.0591 1.501	
MB5529AM crank flange length mm STD 27.94/27.89 0.25 28.04/27.99 0.5 28.19/28.14 1.0 28.44/28.39	M5529U M5529L	4 Pairs	1,2,4,5	2.0846/2.0853 52.949/52.967	2.2307/2.2315 56.660/56.680	0.869 22.07	0.0720 1.829	
	F5529U F5529L	1 Pair	3	2.0846/2.0853 52.949/52.967	2.2307/2.2315 56.660/56.680	1.104 28.04	0.0720 1.829	
CR 407XP STD/STDX/0.25/0.25/0.5 Optional to CR 407AM (Race bearings, Tri-metal [pMax Black])	C 407-PR	4 Pairs		1.7701/1.7706 44.961/44.973	1.8898/1.8903 48.001/48.014	0.732 18.60	0.0593 1.506	
MB5232AM Optional to MB5529AM (flange STD) crank flange length mm STD 27.94/27.89 0.25 27.97/27.92 0.5 27.97/27.92 1.0 27.97/27.92	M5529U M5529L	4 Pairs	1,2,4,5	2.0846/2.0853 52.949/52.967	2.2307/2.2315 56.660/56.680	0.869 22.07	0.0720 1.829	
	F5232U F5232L	1 Pair	3	2.0846/2.0853 52.949/52.967	2.2307/2.2315 56.660/56.680	1.104 28.04	0.0720 1.829	
MB5232XP Optional to MB5232AM (Race bearings, Tri-metal [pMax Black]) crank flange length mm STD 27.95/27.90 0.25 27.95/27.90 0.5 27.95/27.90	M5529U-PR M5529L-PR	4 Pairs	1,2,4,5	2.0847/2.0852 52.951/52.964	2.2305/2.2310 56.655/56.667	0.791 20.10	0.0719 1.826	
	F5232U-PR F5232L-PR	1 Pair	3	2.0847/2.0852 52.951/52.964	2.2305/2.2310 56.655/56.667	1.104 28.05	0.0721 1.831	
11	J18 1.8Liter, OHV, 8 Valves, Gasoline	01/1980 - 12/1991	1751 cc	80.50 X 86.00	4 cyl			11
CR4179AM STD/010/020/030/040	C4179	4 Pairs		1.8753/1.8758 47.633/47.645	1.9950/1.9955 50.673/50.686	0.791 20.10	0.0591 1.501	
MB3305AM STD/0.25/0.5/0.75/1.0/1.25	M3305	3 Pairs		1.9996/2.0004 50.790/50.810	2.1457/2.1465 54.501/54.521	1.109 28.17	0.0722 1.834	
TW 204AM STD/0.25	W 204D W 204E	2 Pairs		2.2150/2.2250 56.261/56.515	2.7400/2.7500 69.596/69.850	0.000 0.00	0.0920 2.337	
12	QG18DE 1.8Liter, DOHC, 16 Valves, Gasoline	01/2000 - 12/2006	1769 cc	80.00 X 88.00	4 cyl			12
CR 426AM STD/0.25/0.5/0.75/1.0	C 426	4 Pairs		1.5730/1.5738 39.954/39.975	1.6929/1.6934 43.000/43.012	0.668 16.97	0.0591 1.501	
MB5373AM STD/0.25/0.5/0.75/1.0	M5373U M5581L	5 Pairs		1.9661/1.9671 49.939/49.964	2.1126 53.660	0.673 17.10	0.0720 1.829	
TW2002AM STD/0.25	W2002	2 Pairs		2.2047/2.2146 55.999/56.251	2.7953/2.8051 71.001/71.250	0.000 0.00	0.0776 1.971	
13	JN 1.8Liter, SOHC/OHC, 8 Valves, Gasoline	08/1980 - 06/1989	1781 cc	81.00 X 86.40	4 cyl			13
CR4104AM STD/0.25/0.5/0.75/1.0/1.5 with 1.5mm oil hole	C4104	4 Pairs		1.8802/1.8810 47.757/47.777	1.9921/1.9929 50.599/50.620	0.747 18.97	0.0552 1.402	
CR4104CP STD/0.25/0.5/0.75/1.0 with 1.5mm oil hole	C4104	4 Pairs		1.8802/1.8810 47.757/47.777	1.9921/1.9929 50.599/50.620	0.747 18.97	0.0553 1.405	
MB5070AM 360 degree oil groove in position 5 crank flange length mm STD 24.94/24.89 0.25 25.04/24.99 0.5 25.04/24.99 0.75 25.04/24.99 1.0 25.04/24.99 1.25 25.14/25.09 1.5 25.34/25.29	M 507U M 507L	3 Pairs	1,2,4	2.1243/2.1251 53.957/53.978	2.3228/2.3235 58.999/59.017	0.727 18.46	0.0984 2.499	
	F5070U F5070L	1 Pair	3	2.1243/2.1251 53.957/53.978	2.3228/2.3235 58.999/59.017	0.986 25.04	0.0984 2.499	
	M 507U	1 Pair	5	2.1243/2.1251 53.957/53.978	2.3228/2.3235 58.999/59.017	0.727 18.46	0.0984 2.499	

Nissan				Nissan			
 King Set No.	 Part No.	 Qty.	 Position	 Crankshaft Diameter	 Housing Diameter	 Length	 Wall Thickness
TW2010AM STD/0.10/0.20/0.25/0.5	W2010D W2010E	2 Pairs		2.3425/2.3520 59.500/59.741	2.8720/2.8819 72.949/73.200	0.000 0.00	0.0770 1.956
CR4104XP STD/STDX/0.25/0.5 Optional to CR4104AM (Race bearings, Tri-metal [pMax Black]) with 1.5mm oil hole	C4104-PR	4 Pairs		1.8802/1.8810 47.757/47.777	1.9921/1.9929 50.599/50.620	0.747 18.97	0.0552 1.402
MB5027AM Optional to MB5070AM (360 degree oil groove) <i>crank flange length mm</i> STD 24.94/24.89 0.25 25.04/24.99 0.5 25.04/24.99 0.75 25.04/24.99 1.0 25.04/24.99	M 507U	4 Pairs	1,2,4,5	2.1243/2.1251 53.957/53.978	2.3228/2.3235 58.999/59.017	0.727 18.46	0.0984 2.499
	F5070U	1 Pair	3	2.1243/2.1251 53.957/53.978	2.3228/2.3235 58.999/59.017	0.986 25.04	0.0984 2.499
MB5192AM Optional to MB5070AM (flange O/S 0.8mm) <i>crank flange length mm</i> STD 24.94/24.89 0.25 25.74/25.69 0.5 25.74/25.69 0.75 25.74/25.69 1.0 25.74/25.69	M 507U M 507L	3 Pairs	1,2,4	2.1243/2.1251 53.957/53.978	2.3228/2.3235 58.999/59.017	0.727 18.46	0.0984 2.499
	F5192U F5192L	1 Pair	3	2.1243/2.1251 53.957/53.978	2.3228/2.3235 58.999/59.017	0.986 25.04	0.0984 2.499
	M 507U	1 Pair	5	2.1243/2.1251 53.957/53.978	2.3228/2.3235 58.999/59.017	0.727 18.46	0.0984 2.499
MB5566AM STD/0.25/0.5/0.75/1.0/1.5 Optional to MB5070AM (requires thrustwashers) 360 degree oil groove in position 4	M 507U M 507L	4 Pairs	1,2,3,5	2.1243/2.1251 53.957/53.978	2.3228/2.3235 58.999/59.017	0.727 18.46	0.0984 2.499
	M 507U	1 Pair	4	2.1243/2.1251 53.957/53.978	2.3228/2.3235 58.999/59.017	0.727 18.46	0.0984 2.499
MB5566XP STD/STDX/0.25/0.5 Optional to MB5566AM (Race bearings, Tri-metal [pMax Black])	M 507U-PR M 507L-PR	4 Pairs	1,2,3,5	2.1243/2.1251 53.957/53.978	2.3228/2.3235 58.999/59.017	0.727 18.46	0.0984 2.499
	M 507U-PR	1 Pair	4	2.1243/2.1251 53.957/53.978	2.3228/2.3235 58.999/59.017	0.727 18.46	0.0984 2.499
MB5028AM STD/0.25/0.5/0.75 Optional to MB5027AM (requires thrustwashers)	M 507U	5 Pairs	1,2,3,4,5	2.1243/2.1251 53.957/53.978	2.3228/2.3235 58.999/59.017	0.727 18.46	0.0984 2.499
14	SR18 1.8Liter		1838 cc		4 cyl		14
	SR20DE 2.0Liter, DOHC, 16 Valves, vin B,G, Gasoline	01/1991 - 12/2002	1998 cc	86.00 X 86.00	4 cyl		
CR4136AM STD/0.25/0.5/0.75/1.0	C4136	4 Pairs	1,2,3,4	1.8880/1.8887 47.955/47.973	2.0079/2.0084 51.001/51.013	0.669 17.00	0.0589 1.496
MB5243AM STD/0.25/0.5/0.75/1.0	M5243U M5243L	5 Pairs	1,2,3,4,5	2.1636/2.1646 54.955/54.981	2.3206/2.3216 58.943/58.969	0.748 19.00	0.0778 1.976
TW 139AM STD	W 139	1 Pair		2.4314 61.758	3.2878 83.510	0.000 0.00	0.0770 1.956
CR4136XP STD/STDX/0.25/0.5 Optional to CR4136AM (Race bearings, Tri-metal [pMax Black]) 17 mm rod width	C4136/PR	4 Pairs	1,2,3,4	1.8880/1.8887 47.955/47.973	2.0079/2.0084 51.001/51.013	0.669 17.00	0.0592 1.504
MB5243XP STD/STDX/.025/0.25/0.5 Optional to MB5243AM (Race bearings, Tri-metal [pMax Black]) 3/4 Groove	M5243U/PR M5243L/PR	5 Pairs	1,2,3,4,5	2.1636/2.1646 54.955/54.981	2.3206/2.3216 58.943/58.969	0.748 19.00	0.0778 1.976
15	L20B 2.0Liter, SOHC, 8 Valves, vin H, Gasoline	01/1974 - 04/1980	1952 cc	85.00 X 86.00	4 cyl		15
	Z20,Z20E,Z20S 2.0Liter, SOHC, 8 Valves, vin F,H,P, Gasoline	11/1975 - 12/1986	1952 cc	85.00 X 86.00	4 cyl		
	Z22,Z22E 2.2Liter, SOHC, 8 Valves, vin M,R, Gasoline	08/1982 - 12/1988	2187 cc	87.00 X 92.00	4 cyl		
	Z24,Z24I 2.4Liter, SOHC, 8 Valves, Gasoline	08/1983 - 12/1989	2389 cc	89.00 X 96.00	4 cyl		

Nissan				Nissan			
							
King Set No.	Part No.	Qty.	Position	Crankshaft Diameter	Housing Diameter	Length	Wall Thickness
CR4431AM STD/0.25/0.5/0.75/1.0	C4431	4 Pairs		1.9670/1.9675 49.962/49.975	2.0866/2.0871 53.000/53.012	0.865 21.97	0.0591 1.501
MB 587AM <i>crank flange length mm</i> STD 31.98/31.93 0.25 32.08/32.03 0.5 32.23/32.18 0.75 32.23/32.18 1.0 32.48/32.43 1.25 32.48/32.43 1.5 32.48/32.43	M 587/1U M 587/1L M 587/2 F 587	2 Pairs 2 Pairs 1 Pair	1,5 2,4 3	2.3600/2.3606 59.944/59.959 2.3600/2.3606 59.944/59.959 2.3600/2.3606 59.944/59.959	2.5059/2.5066 63.650/63.668 2.5059/2.5066 63.650/63.668 2.5059/2.5066 63.650/63.668	1.028 26.10 0.949 24.10 1.263 32.08	0.0721 1.831 0.0721 1.831 0.0721 1.831
MB5233AM Optional to MB 587AM (flange STD) <i>crank flange length mm</i> STD 31.98/31.93 0.25 32.00/31.95 0.5 32.00/31.95 0.75 32.00/31.95 1.0 32.00/31.95	M 587/1U M 587/1L M 587/2 F5233	2 Pairs 2 Pairs 1 Pair	1,5 2,4 3	2.3600/2.3606 59.944/59.959 2.3600/2.3606 59.944/59.959 2.3600/2.3606 59.944/59.959	2.5059/2.5066 63.650/63.668 2.5059/2.5066 63.650/63.668 2.5059/2.5066 63.650/63.668	1.028 26.10 0.949 24.10 1.263 32.08	0.0721 1.831 0.0721 1.831 0.0721 1.831
16	LD20 2.0Liter, SOHC, 8 Valves, Diesel	04/1978 - 12/1991	1952 cc	85.00 X 86.00	4 cyl		16
CR4431AM STD/0.25/0.5/0.75/1.0	C4431	4 Pairs		1.9670/1.9675 49.962/49.975	2.0866/2.0871 53.000/53.012	0.865 21.97	0.0591 1.501
MB5021AM <i>crank flange length mm</i> STD 31.83/31.78 0.25 31.93/31.88 0.5 32.08/32.03 0.75 32.08/32.03 1.0 32.08/32.03	M5021/1U M5021L M5021/2U M5021L F5021U F5021L	2 Pairs 2 Pairs 1 Pair	1,5 2,4 3	2.3600/2.3606 59.944/59.959 2.3600/2.3606 59.944/59.959 2.3600/2.3606 59.944/59.959	2.5059/2.5066 63.650/63.668 2.5059/2.5066 63.650/63.668 2.5059/2.5066 63.650/63.668	0.870 22.10 0.870 22.10 1.257 31.93	0.0721 1.831 0.0721 1.831 0.0721 1.831
17	H20 2.0Liter, OHV, 8 Valves, Gasoline U20 2.0Liter, OHV, 8 Valves, Gasoline	07/1967 - 12/1992 01/1968 - 12/1970	1982 cc 1982 cc	87.20 X 83.00 87.20 X 83.00	4 cyl 4 cyl		17
CR4443AM STD/0.25/0.5/0.75/1.0/1.25/1.5	C4443	4 Pairs		2.0455/2.0461 51.956/51.971	2.1654/2.1660 55.001/55.016	0.948 24.08	0.0591 1.501
CS 305BB							
MB 549AM <i>crank flange length mm</i> STD 33.96/33.91 0.25 34.06/34.01 0.5 34.21/34.16 0.75 34.21/34.16 1.25 34.46/34.41 1.5 34.46/34.41	M 549/1 M 549/2 F 549U F 549L	2 Pairs 2 Pairs 1 Pair	1,5 2,4 3	2.4780/2.4785 62.941/62.954 2.4780/2.4785 62.941/62.954 2.4780/2.4785 62.941/62.954	2.6238/2.6245 66.645/66.662 2.6238/2.6245 66.645/66.662 2.6238/2.6245 66.645/66.662	1.104 28.05 0.864 21.95 1.341 34.06	0.0721 1.831 0.0721 1.831 0.0721 1.831
18	SD20 2.0Liter SD22 2.2Liter, OHV, 8 Valves, vin S, Diesel	01/1963 - 08/1980 01/1963 - 08/1980	1991 cc 2164 cc	83.00 X 92.00 83.00 X 100.00	4 cyl 4 cyl		18
CR 472AM STD/0.25/0.5/0.75/1.0	C 472	4 Pairs		2.0831/2.0837 52.911/52.926	2.2042/2.2047 55.987/55.999	1.023 25.98	0.0592 1.504
CS 305BB							
MB 359AM STD/0.25/0.5/0.75/1.0	M 359U M 359L	3 Pairs	1,2,3	2.7916/2.7921 70.907/70.919	2.9520/2.9528 74.981/75.001	1.259 31.98	0.0790 2.007
TW 272AM STD/0.25	W 272D W 272E	2 Pairs		3.0945/3.1043 78.600/78.849	3.6831/3.6929 93.551/93.800	0.000 0.00	0.0917 2.329

Nissan				Nissan					
King Set No.	Part No.	Qty.	Position	Crankshaft Diameter	Housing Diameter	Length	Wall Thickness		
19	SD20 2.0Liter	09/1980 - 06/1983	1991 cc	83.00 X 92.00	4 cyl		19		
	SD22 2.2Liter, OHV, 8 Valves, Diesel	09/1980 - 12/1983	2164 cc	83.00 X 100.00	4 cyl				
	SD22 2.3Liter, OHV, 8 Valves, vin S, Diesel	09/1980 - 08/1987	2289 cc	89.00 X 92.00	4 cyl				
	SD25 2.5Liter, OHV, 8 Valves, vin J, Diesel	11/1981 - 09/1988	2488 cc	89.00 X 100.00	4 cyl				
CR 472AM STD/0.25/0.5/0.75/1.0	C 472	4 Pairs		2.0831/2.0837 52.911/52.926	2.2042/2.2047 55.987/55.999	1.023 25.98	0.0592 1.504		
MB 359AM STD/0.25/0.5/0.75/1.0 - 1980	M 359U M 359L	3 Pairs	1,2,3	2.7916/2.7921 70.907/70.919	2.9520/2.9528 74.981/75.001	1.259 31.98	0.0790 2.007		
TW 272AM STD/0.25	W 272D W 272E	2 Pairs		3.0945/3.1043 78.600/78.849	3.6831/3.6929 93.551/93.800	0.000 0.00	0.0917 2.329		
20	JL 2.0Liter 2 Valves, Gasoline	01/1984 - 01/1987	1994 cc	81.00 X 77.40	5 cyl		20		
	CR 505AM STD/0.25/0.5/0.75/1.0	C4104	5 Pairs		1.8802/1.8810 47.757/47.777	1.9921/1.9929 50.599/50.620		0.747 18.97	0.0552 1.402
	MB 605AM STD/0.25/0.5/0.75/1.0	M 601U M 601L	6 Pairs	1,2,3,4, 5,6	2.2818/2.2826 57.958/57.978	2.4803/2.4810 63.000/63.017		0.727 18.47	0.0984 2.499
	TW2009AM STD/0.25/0.5	W2009D W2009E	2 Pairs		2.5000 63.500	3.0394 77.201		0.000 0.00	0.0780 1.981
	MB 633AM STD/0.25/0.5/0.75 Optional to MB 605AM (set includes thrustwashers) contains thrustwashers	M 601U M 601L W2009D W2009E	6 Pairs 2 Pairs	1,2,3,4, 5,6	2.2818/2.2826 57.958/57.978 2.5000 63.500	2.4803/2.4810 63.000/63.017 3.0394 77.201		0.727 18.47 0.004 0.10	0.0984 2.499 0.0780 1.981
21	VQ20DE 2.0Liter, DOHC, 24 Valves, Gasoline	01/1994 - 12/2001	1995 cc	76.00 X 73.30	6 cyl		21		
	VQ25DD, VQ25DE 2.5Liter, DOHC, 24 Valves, Gasoline	01/1994 - 12/2001	2496 cc	85.00 X 73.30	6 cyl				
	VQ30DD 3.0Liter, DOHC, 24 Valves, Gasoline	01/1995 - 12/1999	2987 cc	93.00 X 73.30	6 cyl				
	VQ30DE 3.0Liter, DOHC, 24 Valves, Gasoline	01/1995 - 12/2001	2987 cc	93.00 X 73.30	6 cyl				
	VQ30DET 3.0Liter, DOHC, 24 Valves, Gasoline Turbocharged	01/1995 - 12/1999	2987 cc	93.00 X 73.30	6 cyl				
CR6752CP STD/0.25/0.5/0.75	C6752	6 Pairs		1.7700/1.7706 44.958/44.973	1.8898/1.8903 48.001/48.014	0.669 17.00	0.0592 1.504		
MB4058CP STD/0.25/0.5/0.75	M4058U M4058L	4 Pairs	1,2,3,4	2.3603/2.3612 59.952/59.974	2.5194/2.5204 63.993/64.018	0.796 20.22	0.0787 1.999		
TW 271AM STD	W 271U W 271L	2 Pairs		2.6181/2.6280 66.500/66.751	3.1201/3.1299 79.251/79.499	0.000 0.00	0.0768 1.951		
CR6752XP STD/0.25 Optional to CR6752CP (Race bearings, Tri-metal [pMax Black])	C6752-PR	6 Pairs		1.7700/1.7706 44.958/44.973	1.8898/1.8903 48.001/48.014	0.673 17.10	0.0591 1.501		
MB4058XP STD/0.25 Optional to MB4058CP (Race bearings, Tri-metal [pMax Black])	M4058U-PR M4058L-PR	4 Pairs	1,2,3,4	2.3603/2.3612 59.952/59.974	2.5194/2.5203 63.993/64.016	0.796 20.22	0.0791 2.009		

Nissan				Nissan				
 King Set No.		 Part No.	 Qty.	 Position	 Crankshaft Diameter	 Housing Diameter	 Length	 Wall Thickness
22	VG20E 2.0Liter, SOHC, 12 Valves, Gasoline	06/1983 - 10/1986	1998 cc	78.00 X 69.70	6 cyl			22
	VG20DET 2.0Liter, SOHC, 24 Valves, Gasoline Turbocharged	06/1987 - 06/1991	1998 cc	78.00 X 69.70	6 cyl			
MB 453AM <i>crank flange length mm</i> STD 28.85/28.80 0.25 28.95/28.90 0.5 29.10/29.05 1.0 29.10/29.05	M 453/1U M 495/1L	1 Pair	1	2.4793 62.974	2.6243 66.657	0.886 22.50	0.0720 1.829	
	M 453/2U M 495/2L	2 Pairs	2,3	2.4793 62.974	2.6243 66.657	0.748 19.00	0.0720 1.829	
	F 453U F 453L	1 Pair	4	2.4793 62.974	2.6242 66.655	1.140 28.95	0.0720 1.829	
MB4008AM Optional to MB 453AM (flange STD) <i>crank flange length mm</i> STD 28.85/28.80 0.25 28.88/28.83 0.5 28.88/28.83 0.75 28.88/28.83	M 453/1U M 495/1L	1 Pair	1	2.4793 62.974	2.6243 66.657	0.886 22.50	0.0720 1.829	
	M 453/2U M 495/2L	2 Pairs	2,3	2.4793 62.974	2.6243 66.657	0.748 19.00	0.0720 1.829	
	F4008U F 495L	1 Pair	4	2.4793 62.974	2.6242 66.655	1.140 28.95	0.0720 1.829	
23	L20A 2.0Liter, SOHC, 12 Valves, Gasoline	06/1981 - 05/1987	1998 cc	78.00 X 69.70	6 cyl			23
CR6627AM STD/0.25/0.5/0.75	C 407	6 Pairs		1.7701/1.7706 44.961/44.973	1.8898/1.8902 48.001/48.011	0.732 18.60	0.0591 1.501	
MB 768AM <i>crank flange length mm</i> STD 31.95/31.90 0.25 32.05/32.00 0.5 32.20/32.15 0.75 32.20/32.15 1.0 32.45/32.40	M 768/1U M 768/1L	2 Pairs	1,7	2.1631/2.1636 54.943/54.955	2.3095/2.3099 58.661/58.671	1.028 26.10	0.0722 1.834	
	M 768/3U M 768/3L	4 Pairs	2,3,5,6	2.1631/2.1636 54.943/54.955	2.3095/2.3099 58.661/58.671	0.949 24.10	0.0722 1.834	
	F 768U F 768L	1 Pair	4	2.1631/2.1636 54.943/54.955	2.3095/2.3099 58.661/58.671	1.262 32.05	0.0722 1.834	
MB7732AM Optional to MB 768AM (flange STD) <i>crank flange length mm</i> STD 31.95/31.90 0.25 31.98/31.93 0.5 31.98/31.93 0.75 31.98/31.93	M 768/1U M 768/1L	2 Pairs	1,7	2.1631/2.1636 54.943/54.955	2.3095/2.3099 58.661/58.671	1.028 26.10	0.0722 1.834	
	M 768/3U M 768/3L	4 Pairs	2,3,5,6	2.1631/2.1636 54.943/54.955	2.3095/2.3099 58.661/58.671	0.949 24.10	0.0722 1.834	
	F7732U F7732L	1 Pair	4	2.1631/2.1636 54.943/54.955	2.3095/2.3099 58.661/58.671	1.262 32.05	0.0722 1.834	
24	L20 2.0Liter, SOHC, 12 Valves, Gasoline	01/1966 - 12/1987	1998 cc	78.00 X 69.70	6 cyl			24
	L24 2.4Liter, SOHC, 12 Valves, Gasoline	10/1971 - 05/1987	2393 cc	83.00 X 73.70	6 cyl			
	L26 2.6Liter, SOHC, 12 Valves, vin R, Gasoline	01/1971 - 12/1978	2565 cc	83.00 X 79.00	6 cyl			
	L28 2.8Liter, SOHC, 12 Valves, Gasoline	01/1975 - 12/1983	2753 cc	86.00 X 79.00	6 cyl			
	LD28 2.8Liter, SOHC, 12 Valves, Diesel	10/1979 - 12/1986	2792 cc	84.50 X 83.00	6 cyl			
CR6607AM STD/0.25/0.5/0.75/1.0	C4431	6 Pairs		1.9670/1.9675 49.962/49.975	2.0866/2.0871 53.000/53.012	0.865 21.97	0.0591 1.501	
MB 768AM <i>crank flange length mm</i> STD 31.95/31.90 0.25 32.05/32.00 0.5 32.20/32.15 0.75 32.20/32.15 1.0 32.45/32.40	M 768/1U M 768/1L	2 Pairs	1,7	2.1631/2.1636 54.943/54.955	2.3095/2.3099 58.661/58.671	1.028 26.10	0.0722 1.834	
	M 768/3U M 768/3L	4 Pairs	2,3,5,6	2.1631/2.1636 54.943/54.955	2.3095/2.3099 58.661/58.671	0.949 24.10	0.0722 1.834	
	F 768U F 768L	1 Pair	4	2.1631/2.1636 54.943/54.955	2.3095/2.3099 58.661/58.671	1.262 32.05	0.0722 1.834	

Nissan				Nissan			
							
King Set No.	Part No.	Qty.	Position	Crankshaft Diameter	Housing Diameter	Length	Wall Thickness
MB7732AM Optional to MB 768AM (flange STD) crank flange length mm STD 31.95/31.90 0.25 31.98/31.93 0.5 31.98/31.93 0.75 31.98/31.93	M 768/1U M 768/1L M 768/3U M 768/3L F7732U F7732L	2 Pairs 4 Pairs 1 Pair	1,7 2,3,5,6 4	2.1631/2.1636 54.943/54.955 2.1631/2.1636 54.943/54.955 2.1631/2.1636 54.943/54.955	2.3095/2.3099 58.661/58.671 2.3095/2.3099 58.661/58.671 2.3095/2.3099 58.661/58.671	1.028 26.10 0.949 24.10 1.262 32.05	0.0722 1.834 0.0722 1.834 0.0722 1.834
25	YD22 2.2Liter		2148 cc	86.00 X 94.00	4 cyl		25
	YD25 2.5Liter		2488 cc	89.00 X 100.00	4 cyl		
CR4500CA STD/0.25/0.5/0.75/1.0/1.5	C4500U C4500L	4 Pairs		0.0000 0.000	2.1678 55.062	0.909 23.10	0.0593 1.506
MB5429SI STD/0.25/0.5/0.75	M5429U M5429L	5 Pairs		0.0000 0.000	2.6265 66.713	0.791 20.10	0.0721 1.831
26	TD23 2.3Liter, OHV, 8 Valves, Diesel	05/1986 - 12/1995	2289 cc	89.00 X 92.00	4 cyl		26
MB5029CP STD/0.25/0.5	M5029U M5029L	5 Pairs	1,2,3,4, 5	2.7916/2.7921 70.907/70.919	2.9520/2.9528 74.981/75.001	1.024 26.00	0.0793 2.014
TW 272AM STD/0.25	W 272D W 272E	2 Pairs		3.0945/3.1043 78.600/78.849	3.6831/3.6929 93.551/93.800	0.000 0.00	0.0917 2.329
27	LD23 12 Valves		2300 cc	87.00 X 96.00	4 cyl		27
CR4283CP STD/0.25/0.5	C4283	4 Pairs		2.1244/2.1250 53.960/53.975	2.2441/2.2446 57.000/57.013	0.988 25.10	0.0588 1.494
MB5325CP STD/0.25/0.5/0.75/1.0	M5325/1U M5325/1L M5325/3U M5325/3L	4 Pairs 1 Pair	1,2,4,5 3	2.4781/2.4786 62.944/62.956 2.4781/2.4786 62.944/62.956	2.6243/2.6246 66.657/66.665 2.6243/2.6246 66.657/66.665	0.784 19.90 0.862 21.90	0.0721 1.831 0.0721 1.831
28	KA24DE 2.4Liter, DOHC, 16 Valves, vin B,D,M, Gasoline	01/1991 - 12/2004	2389 cc	89.00 X 96.00	4 cyl		28
	KA24E 2.4Liter, SOHC, 12 Valves, vin F,H,S, Gasoline	01/1989 - 12/1997	2389 cc	89.00 X 96.00	4 cyl		
CR4065AM STD/0.25/0.5/0.75/1.00/1.25/1.5	C4065	4 Pairs		1.9668/1.9675 49.957/49.975	2.0864/2.0871 52.995/53.012	0.791 20.10	0.0592 1.504
MB5595AM crank flange length mm STD 26.93/26.88 0.25 27.03/26.98 0.5 27.18/27.13 0.75 27.18/27.13	M5595U M5595L F5595U F5595L	4 Pairs 1 Pair		2.3603/2.3612 59.952/59.974 2.3603/2.3612 59.952/59.974	2.5065/2.5072 63.665/63.683 2.5065/2.5072 63.665/63.683	0.752 19.10 1.064 27.03	0.0722 1.834 0.0722 1.834
MB5245AM Optional to MB5595AM (flange STD) crank flange length mm STD 26.93/26.88 0.25 26.96/26.91 0.5 26.96/26.91 0.75 26.96/26.91 1.0 26.96/26.91	M5595U M5595L F5245U F5245L	4 Pairs 1 Pair		2.3603/2.3612 59.952/59.974 2.3603/2.3612 59.952/59.974	2.5065/2.5072 63.665/63.683 2.5065/2.5072 63.665/63.683	0.752 19.10 1.064 27.03	0.0722 1.834 0.0722 1.834
29	SD25T 2.5Liter, OHV, 8 Valves, vin J, Diesel Turbocharged	11/1981 - 09/1988	2488 cc	89.00 X 100.00	4 cyl		29
CR 472AM STD/0.25/0.5/0.75/1.0	C 472	4 Pairs		2.0831/2.0837 52.911/52.926	2.2042/2.2047 55.987/55.999	1.023 25.98	0.0592 1.504
TW 272AM STD/0.25	W 272D W 272E	2 Pairs		3.0945/3.1043 78.600/78.849	3.6831/3.6929 93.551/93.800	0.000 0.00	0.0917 2.329

Nissan				Nissan			
King Set No.	Part No.	Qty.	Position	Crankshaft Diameter	Housing Diameter	Length	Wall Thickness
30	TD25 2.5Liter, OHV, 8 Valves, Diesel	08/1986 - 12/1999	2494 cc	92.90 X 92.00	4 cyl		30
	TD27 2.7Liter, OHV, 8 Valves, Diesel	06/1986 - 12/1992	2663 cc	96.00 X 92.00	4 cyl		
CR4162CP STD/0.25/0.5/0.75/1.0	C4162	4 Pairs		2.2407/2.2412 56.914/56.926	2.3617/2.3622 59.987/60.000	1.028 26.10	0.0596 1.514
MB5029CP STD/0.25/0.5	M5029U M5029L	5 Pairs	1,2,3,4, 5	2.7916/2.7921 70.907/70.919	2.9520/2.9528 74.981/75.001	1.024 26.00	0.0793 2.014
TW 272AM STD/0.25	W 272D W 272E	2 Pairs		3.0945/3.1043 78.600/78.849	3.6831/3.6929 93.551/93.800	0.000 0.00	0.0917 2.329
31	RB25DE 2.5Liter, DOHC, 24 Valves, Gasoline	01/1993 - 12/1998	2498 cc		6 cyl		31
	RB25DET 2.5Liter, DOHC, 24 Valves, Gasoline Turbocharged	01/1994 - 12/1998	2498 cc	86.00 X 72.00	6 cyl		
	RB25DETT 2.5Liter, DOHC, 24 Valves, Gasoline Turbocharged	01/1998 -	2498 cc	86.00 X 72.00	6 cyl		
	RB25	08/1991 - 12/1998	2498 cc	86.00 X 71.70	6 cyl		
CR6697SI STD/0.25/0.5	C4136	6 Pairs		1.8880/1.8887 47.955/47.973	2.0079/2.0084 51.001/51.013	0.669 17.00	0.0589 1.496
MB7008AM crank flange length mm STD 26.95/26.90 0.25 27.05/27.00 0.5 27.20/27.15	M7008U M7008L	6 Pairs	1,2,3,5, 6,7	2.1634/2.1644 54.950/54.976	2.3089/2.3094 58.646/58.659	0.752 19.10	0.0720 1.829
	F7008U F7008L	1 Pair	4	2.1634/2.1644 54.950/54.976	2.3089/2.3094 58.646/58.659	1.065 27.05	0.0720 1.829
CR6697XP STD/STDX/0.25/0.5 Optional to CR6697SI (Race bearings, Tri-metal [pMax Black])	C4136/PR	6 Pairs		1.8880/1.8887 47.955/47.973	2.0079/2.0084 51.001/51.013	0.669 17.00	0.0592 1.504
32	QR25DE 2.5Liter, DOHC, 16 Valves, Gasoline	01/2002 - 12/2006	2500 cc	89.00 X 100.00	4 cyl		32
	CR4533SI STD/0.25/0.5/0.75	C4533	4 Pairs	1,2,3,4	1.7699/1.7706 44.955/44.973	1.8898/1.8902 48.001/48.011	
MB5664AM STD/0.25/0.5/0.75	M5664U M5664L	4 Pairs	1,2,4,5	2.1636/2.1645 54.955/54.978	2.3206/2.3215 58.943/58.966	0.787 20.00	0.0782 1.986
	M5664/1U	1 Half	3	2.1636/2.1645 54.955/54.978	2.3206/2.3215 58.943/58.966	0.927 23.55	0.0782 1.986
	M5664L	1 Half	3	2.1636/2.1645 54.955/54.978	2.3206/2.3215 58.943/58.966	0.787 20.00	0.0782 1.986
TW1008AM STD	W1008/1 W1008/2	1 Pair	3	2.3335 59.271	3.2776 83.251	0.000 0.00	0.0965 2.451
33	RB26DETT 2.6Liter, DOHC, 24 Valves, Gasoline Turbocharged	08/1989 - 12/2002	2568 cc	86.00 X 73.70	6 cyl		33
	CR6697SI STD/0.25/0.5	C4136	6 Pairs		1.8880/1.8887 47.955/47.973	2.0079/2.0084 51.001/51.013	
MB7092AM crank flange length mm STD 26.95/26.90 0.25 27.05/27.00 0.5 27.20/27.15	M7092U M7092L	6 Pairs	1,2,3,5, 6,7	2.1644 54.976	2.3094 58.659	0.791 20.10	0.0720 1.829
	F7092U F7092L	1 Pair	4	2.1644 54.976	2.3094 58.659	1.065 27.05	0.0720 1.829
CR6697XP STD/STDX/0.25/0.5 Optional to CR6697SI (Race bearings, Tri-metal [pMax Black])	C4136/PR	6 Pairs		1.8880/1.8887 47.955/47.973	2.0079/2.0084 51.001/51.013	0.669 17.00	0.0592 1.504

Nissan

Nissan

King Set No.	Part No.	Qty.	Position	Crankshaft Diameter	Housing Diameter	Length	Wall Thickness
MB7092XP Optional to MB7092AM (Race bearings, Tri-metal [pMax Black]) crank flange length mm STD 26.95/26.90 STDX 26.95/26.90 0.25 26.95/26.90 0.5 26.95/26.90	M7092U/PR M7092L/PR F7092U/PR F7092L/PR	6 Pairs 1 Pair	1,2,3,5, 6,7 4	2.1634/2.1644 54.950/54.976 2.1634/2.1644 54.950/54.976	2.3089/2.3094 58.646/58.659 2.3089/2.3094 58.646/58.659	0.787 20.00 1.065 27.05	0.0718 1.824 0.0718 1.824
34	TD27T 2.7Liter, OHV, 8 Valves, Diesel Turbocharged	06/1986 - 12/1992	2663 cc	96.00 X 92.00	4 cyl		34
CR4162CP STD/0.25/0.5/0.75/1.0	C4162	4 Pairs		2.2407/2.2412 56.914/56.926	2.3617/2.3622 59.987/60.000	1.028 26.10	0.0596 1.514
MB5029CP STD/0.25/0.5	M5029U M5029L	5 Pairs	1,2,3,4, 5	2.7916/2.7921 70.907/70.919	2.9520/2.9528 74.981/75.001	1.024 26.00	0.0793 2.014
TW 272AM STD/0.25	W 272D W 272E	2 Pairs		3.0945/3.1043 78.600/78.849	3.6831/3.6929 93.551/93.800	0.000 0.00	0.0917 2.329
35	RD28-T 2.8Liter, SOHC, 12 Valves, Diesel Turbocharged	06/1983 - 12/1999	2826 cc	85.00 X 83.00	6 cyl		35
CR6696AM STD/0.25/0.5/1.0	C6696	6 Pairs		1.9675 49.975	2.0871 53.012	0.791 20.10	0.0591 1.501
36	RD28 2.8Liter, SOHC, 12 Valves, Diesel	06/1983 - 12/1999	2826 cc	85.00 X 83.00	6 cyl		36
CR6696AM STD/0.25/0.5/1.0	C6696	6 Pairs		1.9675 49.975	2.0871 53.012	0.791 20.10	0.0591 1.501
37	VG30E 3.0Liter, SOHC, 12 Valves, vin 1,H,W, Gasoline	06/1983 - 12/1998	2960 cc	87.00 X 83.00	6 cyl		37
	VG30DE 3.0Liter, DOHC, 24 Valves, Gasoline	04/1987 - 12/1997	2960 cc	87.00 X 83.00	6 cyl		
	VG30ET 3.0Liter, SOHC, 12 Valves, Gasoline Turbocharged	01/1984 - 12/1987	2960 cc	87.00 X 83.00	6 cyl		
	VG30i 3.0Liter, SOHC, 12 Valves, Gasoline	01/1986 - 12/1989	2960 cc	87.00 X 83.00	6 cyl		
	VG30T 3.0Liter, SOHC, 12 Valves, Gasoline Turbocharged	01/1984 - 12/1989	2960 cc	87.00 X 83.00	6 cyl		
	VG30DETT 3.0Liter, DOHC, 24 Valves, Gasoline Turbocharged	01/1990 - 12/1996	2960 cc	87.00 X 83.00	6 cyl		
	VG33E 3.3Liter, SOHC, 12 Valves, vin A,E, Gasoline	01/1996 - 12/2004	3275 cc	91.50 X 83.00	6 cyl		
CR6676SI STD/0.25/0.5/0.75/1.0	C6676	6 Pairs		1.9675 49.975	2.0871 53.012	0.669 17.00	0.0593 1.506
MB 495AM crank flange length mm STD 28.88/28.80 0.25 28.88/28.83 0.5 28.88/28.83 0.75 28.88/28.83	M 495/1U M 495/1L M 495/2U M 495/2L F 495U F 495L	1 Pair 2 Pairs 1 Pair	1 2,3 4	2.4793 62.974 2.4793 62.974 2.4793 62.974	2.6249 66.672 2.6249 66.672 2.6249 66.672	0.886 22.50 0.748 19.00 1.140 28.95	0.0720 1.829 0.0720 1.829 0.0720 1.829
CR6676XP STD/STDX/0.25/0.25/0.5 Optional to CR6676SI (Race bearings, Tri-metal [pMax Black])	C6676-PR	6 Pairs		1.9670/1.9675 49.962/49.975	2.0866/2.0870 53.000/53.010	0.669 17.00	0.0591 1.501
38	RB30 3.0Liter, SOHC, 12 Valves, Gasoline	08/1985 - 08/1988	2962 cc	86.00 X 85.00	6 cyl		38
CR6676SI STD/0.25/0.5/0.75/1.0	C6676	6 Pairs		1.9675 49.975	2.0871 53.012	0.669 17.00	0.0593 1.506









Nissan				Nissan			
King Set No.	Part No.	Qty.	Position	Crankshaft Diameter	Housing Diameter	Length	Wall Thickness
MB7008AM <i>crank flange length mm</i> STD 26.95/26.90 0.25 27.05/27.00 0.5 27.20/27.15	M7008U M7008L	6 Pairs	1,2,3,5, 6,7	2.1634/2.1644 54.950/54.976	2.3089/2.3094 58.646/58.659	0.752 19.10	0.0720 1.829
	F7008U F7008L	1 Pair	4	2.1634/2.1644 54.950/54.976	2.3089/2.3094 58.646/58.659	1.065 27.05	0.0720 1.829
CR6676XP STD/STDX/.025/0.25/0.5 Optional to CR6676SI (Race bearings, Tri-metal [pMax Black])	C6676-PR	6 Pairs		1.9670/1.9675 49.962/49.975	2.0866/2.0870 53.000/53.010	0.669 17.00	0.0591 1.501
39	SD33 3.3Liter, OHV, 12 Valves, Diesel	01/1966 - 12/1990	3246 cc	83.00 X 100.00	6 cyl		39
	SD33T 3.3Liter, OHV, 12 Valves, Diesel Turbocharged	01/1966 - 12/1990	3246 cc	83.00 X 100.00	6 cyl		
CR6651AM STD/0.25/0.5	C 472	6 Pairs		2.0831/2.0837 52.911/52.926	2.2042/2.2047 55.987/55.999	1.023 25.98	0.0592 1.504
MB 473AM STD/0.25/0.5	M 359U M 359L	4 Pairs		2.7912/2.7921 70.896/70.919	2.9520/2.9528 74.981/75.001	1.259 31.98	0.0790 2.007
TW 272AM STD/0.25	W 272D W 272E	2 Pairs		3.0945/3.1043 78.600/78.849	3.6831/3.6929 93.551/93.800	0.000 0.00	0.0917 2.329
40	VQ35DE 3.5Liter, DOHC, 24 Valves, Gasoline	01/2001 - 12/2007	3498 cc	95.50 X 81.40	6 cyl		40
CR6775CP STD/0.25/0.5	C6775	6 Pairs		2.0455/2.0463 51.956/51.976	2.1654/2.1659 55.001/55.014	0.669 17.00	0.0592 1.504
MB4058CP STD/0.25/0.5/0.75	M4058U M4058L	4 Pairs	1,2,3,4	2.3603/2.3612 59.952/59.974	2.5194/2.5204 63.993/64.018	0.796 20.22	0.0787 1.999
TW 271AM STD	W 271U W 271L	2 Pairs		2.6181/2.6280 66.500/66.751	3.1201/3.1299 79.251/79.499	0.000 0.00	0.0768 1.951
CR6775XP STD/STDX/.025/0.25 Optional to CR6775CP (Race bearings, Tri-metal [pMax Black])	C6775-PR	6 Pairs		2.0455/2.0463 51.956/51.976	2.1654/2.1659 55.001/55.014	0.669 17.00	0.0591 1.501
MB4058XP STD/0.25 Optional to MB4058CP (Race bearings, Tri-metal [pMax Black])	M4058U-PR M4058L-PR	4 Pairs	1,2,3,4	2.3603/2.3612 59.952/59.974	2.5194/2.5203 63.993/64.016	0.796 20.22	0.0791 2.009
41	TD42 4.2Liter, SOHC, 12 Valves, Gasoline	10/1987 - 12/1997	4169 cc	96.00 X 96.00	6 cyl		41
CR6698CP STD/0.25/0.5	C4162	6 Pairs		2.2407/2.2412 56.914/56.926	2.3617/2.3622 59.987/60.000	1.028 26.10	0.0596 1.514
MB7006CP STD/0.25/0.5	M5029U M5029L	7 Pairs	1,2,3,4, 5,6,7	2.7916/2.7921 70.907/70.919	2.9520/2.9528 74.981/75.001	1.024 26.00	0.0793 2.014
TW 272AM STD/0.25	W 272D W 272E	2 Pairs		3.0945/3.1043 78.600/78.849	3.6831/3.6929 93.551/93.800	0.000 0.00	0.0917 2.329
42	FD42 4.2Liter		4214 cc		4 cyl		42
	FD46 4.6Liter		4617 cc		4 cyl		
CR4278CP							
TW 274AM STD	W 274	2 Pairs		3.5140 89.256	4.0870 103.810	0.000 0.00	0.1161 2.949
43	VQ40DE 4.0Liter DOHC, 40 Valves, Gasoline	09/2005 -	39540 cc	95.50 X 92.00	6 cyl		43
CR6840CP STD/0.25/0.5	C6840	6 Pairs		2.1249 53.972	2.2440 56.998	0.673 17.10	0.0594 1.509
MB4510CP STD/0.25/0.5	M4510U M4510L	4 Pairs		2.7549 69.974	2.9524 74.991	0.791 20.10	0.0987 2.507
TW1020AM STD	W1020	1 Pair		3.0216 76.749	3.6614 93.000	0.000 0.00	0.0767 1.948

Engine Index: Opel









Engine-Code	Years	Cyl	CC	Line
X 10 XE, Z 10 XE 1.0Liter DOHC, 12 Valves, Gasoline	03/1993 - 03/2008	3	973	1
10 N/S 1.0Liter OHV, 8 Valves, Diesel	09/1962 - 03/1993	4	993	2
11 N/S 1.0Liter 8 Valves, Gasoline	09/1965 - 08/1973	4	1077	2
12 S/SC/N/NC, E 12 GV 1.2Liter OHV, 8 Valves, Gasoline	09/1979 - 03/1993	4	1195	2
12 ST/NV 1.2Liter SOHC/OHC, 8 Valves, Gasoline	09/1982 - 03/1993	4	1196	3
12 NZ, C 12 NZ, X 12 SZ 1.2Liter SOHC/OHC, 8 Valves, Gasoline	05/1983 - 10/2001	4	1196	3
X 12 XE (ECOTEC) 1.2Liter DOHC, 1 Valves, Gasoline	03/1993 - 07/2009	4	1199	4
Z 12 XE (ECOTEC) 1.2Liter DOHC, 16 Valves, Gasoline	02/1998 - 07/2009	4	1199	4
Z13DT/DTH/DTJ 1.3Liter DOHC, 16 Valves, Diesel Turbocharged	03/1994 - 06/2010	4	1248	5
13 N/NB/S/SB 1.3Liter SOHC/OHC, 8 Valves, Gasoline	03/1975 - 10/1994	4	1296	3
Z 14 XEP 1.4Liter 4 Valves, Gasoline	03/2009 -	4	1364	4
14 SE/NV, X 14 NZ/SZ, C 14 SE/NZ 1.4Liter SOHC/OHC, 8 Valves,	09/1982 - 05/2005	4	1389	3
X 14 XE(ECOTEC), Z 14 XE, C 14 SEL 1.4Liter DOHC, 16 Valves, Diesel	03/1991 - 07/2009	4	1389	3
15 D (4EC1) 1.5Liter SOHC/OHC, 8 Valves, Diesel	09/1982 - 09/2000	4	1488	6
15 DT (T4EC1) 1.5Liter SOHC/OHC, 8 Valves, Diesel Turbocharged	09/1982 - 09/2000	4	1488	7
1.5 1.5Liter SOHC, 8 Valves, Gasoline	08/1966 - 12/1971	4	1492	8
16 N (CIH) 1.6Liter CIH, 8 Valves, Gasoline	03/1975 - 09/1981	4	1584	8
16 N/SH 1.6Liter SOHC/OHC, 8 Valves, Gasoline	03/1975 - 12/1991	4	1598	9
16 D/DA 1.6Liter SOHC/OHC, 8 Valves, Diesel	09/1979 - 10/1994	4	1598	11
16 LZ2/NZR/SV, C 16 LZ2/NZ/NZ2 1.6Liter SOHC/OHC, 8 Valves, Gasoline	09/1981 - 07/2003	4	1598	10
C 16 SEL/XE, X 16 XE/XEL, Y 16 XE, Z 16 XE/XEP/XER 1.6Liter DOHC,	03/1991 - 06/2010	4	1598	10
Z 16 YNG 1.6Liter DOHC, 16 Valves, Bi-Fuel	11/1998 - 08/2005	4	1598	10
Z 16 LEL/LER 1.6Liter DOHC, 16 Valves, Gasoline Turbocharged	07/2006 -	4	1598	10
X 17 DT(TC4EE1) 1.7Liter SOHC/OHC, 8 Valves, Diesel Turbocharged	04/1988 - 07/2003	4	1686	12
X 17 D(4EE1) 1.7Liter SOHC/OHC, 8 Valves, Diesel	03/1993 - 10/2001	4	1686	12
Z 17 DTH/DTL (1.7 CDTI Ecotec) 1.7Liter DOHC, 16 Valves, Diesel	02/1998 - 07/2009	4	1686	12
17 N/S 1.7Liter SOHC/OHC, 8 Valves, Gasoline	01/1963 - 08/1986	4	1698	8
17 D/DR 1.7Liter SOHC/OHC, 8 Valves, Diesel	09/1984 - 09/1998	4	1700	11
X 17 DTL 1.7Liter SOHC/OHC, 8 Valves, Diesel Turbocharged	01/1991 - 07/2009	4	1700	13
18 N/E/S/SE, C 18 NZ 1.8Liter SOHC/OHC, 8 Valves, Gasoline	08/1977 - 03/2001	4	1795	9
18 NV/SV/SEH 1.8Liter SOHC/OHC, 8 Valves, Gasoline	09/1986 - 11/1995	4	1796	9
X 18 XE (ECOTEC) 1.8Liter DOHC, 16 Valves, Gasoline	03/1991 - 03/2002	4	1799	9
19 S/N/SH (CIH) 1.9Liter CIH, 8 Valves, Gasoline	01/1965 - 08/1988	4	1896	8
19 E 1.9Liter CIH, 8 Valves, Gasoline	09/1970 - 08/1988	4	1897	8
Z 19 DTH 1.9Liter DOHC, 16 Valves, Diesel Turbocharged	01/2000 - 05/2009	4	1910	14
Z 19 DTJ 1.9Liter DOHC, 16 Valves, Diesel Turbocharged	01/2004 - 05/2009	4	1910	14
20 S/N (CIH) 2.0Liter CIH, 8 Valves, Gasoline	03/1975 - 08/1988	4	1978	8
20 E 2.0Liter CIH, 8 Valves, Gasoline	10/1978 - 08/1988	4	1979	11
X 20 DTH/DTL, Y 20 DTH/DTL 2.0Liter SOHC/OHC, 16 Valves, Diesel	12/1993 - 07/2009	4	1995	16
Y 20 DTL 2.0 Liter, 4 Valves, Diesel Turbocharged	03/1998 - 01/2004	4	1995	16
Y 20 DTH L4 2.0 Liter, 4 Valves, Diesel Turbocharged	04/1999 -	4	1995	16
M9R 780 2.0Liter DOHC, 16 Valves, Diesel Turbocharged	08/2001 -	4	1995	15
20 D 2.0Liter CIH, 8 Valves, Diesel	01/1972 - 08/1986	4	1997	17
C 20 NE 2.0Liter SOHC/OHC, 8 Valves, Gasoline	09/1981 - 03/2001	4	1998	11
C 20 XE, X 20 XEV (ECOTEC) 2.0Liter DOHC, 16 Valves, Gasoline	09/1984 - 07/2009	4	1998	11
21 D 2.1Liter CIH, 8 Valves, Diesel	01/1972 - 08/1986	4	2067	17
X 22 DTH, Y 22 DTH/DTR 2.2Liter SOHC/OHC, 16 Valves, Diesel	12/1993 - 10/2008	4	2172	16
22 E (CIH) 2.2Liter CIH, 8 Valves, Gasoline	02/1978 - 08/1987	4	2197	8
X 22 XE (ECOTEC) 2.2Liter DOHC, 16 Valves, Gasoline	03/1992 - 04/1999	4	2198	18
Z 22 SE (ECOTEC) 2.2Liter DOHC, 16 Valves, Gasoline	08/1995 - 07/2009	4	2198	19
23 D, 23 TD/DTR 2.3Liter SOHC/OHC, 8 Valves, Diesel Turbocharged	02/1978 - 10/1998	4	2259	17
M9T 678, 680, 694, 696, 698 2.3Liter Diesel Turbocharged		4	2298	20
M9T 670, 672, 676, 686, 690, 692 2.3Liter Diesel Turbocharged		4	2298	20
C 24 NE 2.4Liter SOHC/OHC, 8 Valves, Gasoline	09/1986 - 10/1998	4	2410	21
25 E 2.5Liter CIH, 12 Valves, Gasoline	02/1978 - 09/1993	6	2490	22
25 NE 2.5Liter SOHC/OHC, 12 Valves, Gasoline	09/1987 - 09/1993	6	2490	22
C 25 XE, X 25 XE (ECOTEC) 2.5Liter DOHC, 24 Valves, Gasoline	09/1988 - 03/2004	6	2498	23
C 26 NE 2.6Liter SOHC/OHC, 12 Valves, Gasoline	09/1986 - 03/1994	6	2594	22

Engine-Code	Years	Cyl	CC	Line
28 S/H 2.8Liter CIH, 12 Valves, Gasoline	04/1964 - 01/1978	6	2784	22
28 E 2.8Liter CIH, Gasoline	03/1969 - 08/1978	6	2784	22
X 30 XE (ECOTEC) 3.0Liter DOHC, 24 Valves, Gasoline	03/1994 - 07/2003	6	2962	24
30 E 3.0Liter CIH, 12 Valves, Gasoline	02/1978 - 08/1987	6	2969	22
C 30 LE 3.0Liter 12 Valves, Gasoline	02/1978 - 03/1994	6	2969	22
C 30 NE 3.0Liter SOHC/OHC, 12 Valves, Gasoline	09/1986 - 03/1994	6	2969	25
C 30 SE 3.0Liter DOHC, 24 Valves, Gasoline	09/1986 - 03/1994	6	2969	25

Opel				Opel			
King Set No.	Part No.	Qty.	Position	Crankshaft Diameter	Housing Diameter	Length	Wall Thickness
1	X 10 XE, Z 10 XE 1.0Liter DOHC, 12 Valves, Gasoline	03/1993 - 03/2008	973 cc	72.50 X 78.60	3 cyl		1
CR 343CP STD/0.25/0.5/0.75/1.0	C4388	3 Pairs		1.6918/1.6924 42.972/42.987	1.8110/1.8114 45.999/46.010	0.520 13.20	0.0591 1.501
MB4108AM crank flange length mm STD 22.90/22.85 0.25 23.10/23.05 0.5 23.30/23.25 0.75 23.50/23.45	M5422	3 Pairs		1.9678/1.9683 49.982/49.995	2.1260/2.1264 54.000/54.011	0.669 17.00	0.0786 1.996
	F5422	1 Pair		1.9678/1.9683 49.982/49.995	2.1260/2.1264 54.000/54.011	0.906 23.00	0.0786 1.996
2	10 N/S 1.0Liter OHV, 8 Valves, Diesel	09/1962 - 03/1993	993 cc	72.00 X 61.00	4 cyl		2
	11 N/S 1.0Liter 8 Valves, Gasoline	09/1965 - 08/1973	1077 cc	75.00 X 61.00	4 cyl		
	12 S/SC/N/NC, E 12 GV 1.2Liter OHV, 8 Valves, Gasoline	09/1979 - 03/1993	1195 cc	79.00 X 61.00	4 cyl		
CR 444AM STD/0.25/0.5/0.75/1.0/1.25/1.5	C 444	4 Pairs		1.7705/1.7711 44.971/44.986	1.8898/1.8902 48.001/48.011	0.755 19.17	0.0588 1.494
MB 335AM crank flange length mm STD 28.90/28.85 0.25 29.00/28.95 0.5 29.15/29.10 1.5 29.40/29.35	M 335/1U M 335/1L	1 Pair	1	2.1255/2.1260 53.988/54.000	2.2835/2.2840 58.001/58.014	0.983 24.97	0.0781 1.984
	M 335/3U M 335/3L	1 Pair	3	2.1255/2.1260 53.988/54.000	2.2835/2.2840 58.001/58.014	0.885 22.48	0.0781 1.984
	F 335	1 Pair	2	2.1255/2.1260 53.988/54.000	2.2835/2.2840 58.001/58.014	1.142 29.00	0.0781 1.984
3	12 NZ, C 12 NZ, X 12 SZ 1.2Liter SOHC/OHC, 8 Valves, Gasoline	05/1983 - 10/2001	1196 cc	72.00 X 73.40	4 cyl		3
	12 ST/NV 1.2Liter SOHC/OHC, 8 Valves, Gasoline	09/1982 - 03/1993	1196 cc	77.80 X 62.90	4 cyl		
	13 N/NB/S/SB 1.3Liter SOHC/OHC, 8 Valves, Gasoline	03/1975 - 10/1994	1296 cc	75.00 X 73.40	4 cyl		
	14 SE/NV, X 14 NZ/SZ, C 14 SE/NZ 1.4Liter SOHC/OHC, 8 Valves, Gasoline	09/1982 - 05/2005	1389 cc	77.60 X 73.40	4 cyl		
	X 14 XE(ECOTEC), Z 14 XE, C 14 SEL 1.4Liter DOHC, 16 Valves, Diesel	03/1991 - 07/2009	1389 cc	77.60 X 73.40	4 cyl		
CR 418AM STD/0.25/0.5/0.75/1.0/1.25/1.5	C 418	4 Pairs		1.6918/1.6924 42.972/42.987	1.8110/1.8115 45.999/46.012	0.654 16.60	0.0589 1.496
CR4147AM STD/0.25/0.5/0.75/1.0 without oil hole	C4147	4 Pairs		1.6918/1.6924 42.972/42.987	1.8110/1.8115 45.999/46.012	0.654 16.60	0.0589 1.496









Opel				Opel			
							
King Set No.	Part No.	Qty.	Position	Crankshaft Diameter	Housing Diameter	Length	Wall Thickness
MB5519AM <i>crank flange length mm</i> STD 25.91/25.86 0.25 26.01/25.96 0.5 26.16/26.11 0.75 26.16/26.11 1.0 26.41/26.36 1.25 26.41/26.36 1.5 26.41/26.36	M5519	4 Pairs	1,2,4,5	2.1643/2.1648 54.973/54.986	2.3228/2.3233 58.999/59.012	0.768 19.50	0.0785 1.994
	F5519	1 Pair	3	2.1643/2.1648 54.973/54.986	2.3228/2.3233 58.999/59.012	1.024 26.01	0.0784 1.991
4	X 12 XE (ECOTEC) 1.2Liter DOHC, 1 Valves, Gasoline	03/1993 - 07/2009	1199 cc	72.50 X 72.60	4 cyl		4
	Z 12 XE (ECOTEC) 1.2Liter DOHC, 16 Valves, Gasoline	02/1998 - 07/2009	1199 cc	72.50 X 72.60	4 cyl		
	Z 14 XEP 1.4Liter 4 Valves, Gasoline	03/2009 -	1364 cc	73.40 X 80.60	4 cyl		
CR4388CP STD/0.25/0.5/0.75/1.0	C4388	4 Pairs		1.6918/1.6924 42.972/42.987	1.8110/1.8114 45.999/46.010	0.520 13.20	0.0591 1.501
MB5422AM <i>crank flange length mm</i> STD 22.90/22.85 0.25 23.10/23.05 0.5 23.30/23.25 0.75 23.50/23.45 1.0 23.70/23.65	M5422	4 Pairs		1.9678/1.9683 49.982/49.995	2.1260/2.1264 54.000/54.011	0.669 17.00	0.0786 1.996
	F5422	1 Pair		1.9678/1.9683 49.982/49.995	2.1260/2.1264 54.000/54.011	0.906 23.00	0.0786 1.996
5	Z13DT/DTH/DTJ 1.3Liter DOHC, 16 Valves, Diesel Turbocharged	03/1994 - 06/2010	1248 cc	69.60 X 82.00	4 cyl		5
CR4377CA STD/0.10/0.20/0.30/0.40	C4377U C4377L	4 Pairs		1.6764/1.6772 42.581/42.601	1.8005/1.8009 45.733/45.743	0.787 20.00	0.0612 1.554
MB5414SI STD/0.10/0.20/0.30/0.40	M5414U M5414L	4 Pairs	1,2,4,5	2.0072/2.0079 50.983/51.001	2.1539/2.1544 54.709/54.722	0.752 19.10	0.0726 1.844
	MK5414 M5414U	1 Pair	3	2.0072/2.0079 50.983/51.001	2.1539/2.1544 54.709/54.722	0.858 21.80	0.0726 1.844
6	15 D (4EC1) 1.5Liter SOHC/OHC, 8 Valves, Diesel	09/1982 - 09/2000	1488 cc	76.00 X 82.00	4 cyl		6
CR4207SI STD/0.25/0.5/0.75/1.0	C4207	4 Pairs		1.8085/1.8093 45.936/45.956	1.9282/1.9291 48.976/48.999	0.658 16.70	0.0591 1.501
MB5078SI STD/0.25/0.5/0.75/1.0	M5078U M5078L	5 Pairs	1,2,3,4,5	2.0440/2.0448 51.918/51.938	2.2038/2.2047 55.977/55.999	0.606 15.40	0.0790 2.007
TW 154AM STD/0.25	W 154	1 Pair		2.3230 59.004	2.7540 69.952	0.000 0.00	0.0830 2.108
7	15 DT (T4EC1) 1.5Liter SOHC/OHC, 8 Valves, Diesel Turbocharged	09/1982 - 09/2000	1488 cc	76.00 X 82.00	4 cyl		7
CR4207XA STD/0.25/0.5	C4207U C4207	4 Pairs		1.8085/1.8093 45.936/45.956	1.9282/1.9291 48.976/48.999	0.658 16.70	0.0592 1.504
MB5078SI STD/0.25/0.5/0.75/1.0	M5078U M5078L	5 Pairs	1,2,3,4,5	2.0440/2.0448 51.918/51.938	2.2038/2.2047 55.977/55.999	0.606 15.40	0.0790 2.007
TW 154AM STD/0.25	W 154	1 Pair		2.3230 59.004	2.7540 69.952	0.000 0.00	0.0830 2.108
8	1.5 1.5Liter SOHC, 8 Valves, Gasoline	08/1966 - 12/1971	1492 cc	82.50 X 69.80	4 cyl		8
	16 N (CIH) 1.6Liter CIH, 8 Valves, Gasoline	03/1975 - 09/1981	1584 cc	85.00 X 69.80	4 cyl		
	17 N/S 1.7Liter SOHC/OHC, 8 Valves, Gasoline	01/1963 - 08/1986	1698 cc	88.00 X 69.80	4 cyl		
	19 S/N/SH (CIH) 1.9Liter CIH, 8 Valves, Gasoline	01/1965 - 08/1988	1896 cc	93.00 X 69.80	4 cyl		

Opel				Opel				
King Set No.	Part No.	Qty.	Position	Crankshaft Diameter	Housing Diameter	Length	Wall Thickness	
19 E 1.9Liter CIH, 8 Valves, Gasoline	09/1970 - 08/1988	1897 cc	93.00 X 69.80	4 cyl				
20 S/N (CIH) 2.0Liter CIH, 8 Valves, Gasoline	03/1975 - 08/1988	1978 cc	95.00 X 69.80	4 cyl				
22 E (CIH) 2.2Liter CIH, 8 Valves, Gasoline	02/1978 - 08/1987	2197 cc	95.00 X 77.50	4 cyl				
CR4411AM STD/0.25/0.5/0.75/1.0	C4411	4 Pairs		2.0460/2.0467 51.968/51.986	2.1653/2.1658 54.999/55.011	0.774 19.67	0.0589 1.496	
MB 526AM crank flange length mm STD 27.41/27.36 0.25 27.51/27.46 0.5 27.66/27.61 0.75 27.66/27.61 1.0 27.91/27.86	M 526	4 Pairs	1,2,3,4	2.2830/2.2835 57.988/58.001	2.4409/2.4415 61.999/62.014	0.882 22.40	0.0781 1.984	
	F 526	1 Pair	5	2.2830/2.2835 57.988/58.001	2.4409/2.4415 61.999/62.014	1.083 27.51	0.0781 1.984	
9	16 N/SH 1.6Liter SOHC/OHC, 8 Valves, Gasoline	03/1975 - 12/1991	1598 cc	80.00 X 79.50	4 cyl		9	
	18 N/E/S/SE, C 18 NZ 1.8Liter SOHC/OHC, 8 Valves, Gasoline	08/1977 - 03/2001	1795 cc	84.80 X 79.50	4 cyl			
	18 NV/SV/SEH 1.8Liter SOHC/OHC, 8 Valves, Gasoline	09/1986 - 11/1995	1796 cc	84.80 X 79.50	4 cyl			
	X 18 XE (ECOTEC) 1.8Liter DOHC, 16 Valves, Gasoline	03/1991 - 03/2002	1799 cc	81.60 X 86.00	4 cyl			
CR4017AM STD/0.25/0.5/0.75/1.0/1.5 4mm oil hole ,12 degree from center, fits late models	C4017 C 421L	4 Pairs		1.9280/1.9286 48.971/48.986	2.0472/2.0477 51.999/52.012	0.759 19.27	0.0589 1.496	
CR4106AM STD/0.25/0.5/0.75/1.0/1.25/1.5 2 oil holes, fits both old and new engines	C4106U C 421L	4 Pairs		1.9280/1.9286 48.971/48.986	2.0472/2.0477 51.999/52.012	0.759 19.27	0.0589 1.496	
MB5520AM crank flange length mm STD 25.91/25.86 0.25 26.11/26.06 0.5 26.31/26.26 0.75 26.51/26.46 1.0 26.71/26.66 1.25 26.71/26.66 1.5 26.71/26.66	M5520	4 Pairs	1,2,4,5	2.2828/2.2833 57.983/57.996	2.4410/2.4415 62.001/62.014	0.768 19.50	0.0784 1.991	
	F5520	1 Pair	3	2.2828/2.2833 57.983/57.996	2.4410/2.4415 62.001/62.014	1.024 26.01	0.0784 1.991	
CR4017XP STD/STD/0.25/0.5 Optional to CR4017AM (Race bearings, Tri-metal [pMax Black])	C4017-PR C 421L-PR	4 Pairs		1.9280/1.9286 48.971/48.986	2.0472/2.0477 51.999/52.012	0.759 19.27	0.0589 1.496	
CR4233AM STD/0.25/0.5/0.75/1.0/1.25/1.5 Optional to CR4106AM (2 oil holes in upper and lower shells)	C4106U	4 Pairs		1.9280/1.9286 48.971/48.986	2.0472/2.0477 51.999/52.012	0.759 19.27	0.0589 1.496	
MB5179AM Optional to MB5520AM (flange STD) crank flange length mm STD 25.91/25.86 0.25 25.94/25.89 0.5 25.94/25.89 0.75 25.94/25.89 1.0 25.94/25.89	M5520	4 Pairs	1,2,4,5	2.2828/2.2833 57.983/57.996	2.4410/2.4415 62.001/62.014	0.768 19.50	0.0784 1.991	
	F5179	1 Pair	3	2.2828/2.2833 57.983/57.996	2.4410/2.4415 62.001/62.014	1.024 26.01	0.0784 1.991	
10	Z 16 YNG 1.6Liter DOHC, 16 Valves, Bi-Fuel	11/1998 - 08/2005	1598 cc	79.00 X 81.50	4 cyl		10	
	16 LZ2/NZR/SV, C 16 LZ2/NZ/NZ2 1.6Liter SOHC/OHC, 8 Valves, Gasoline	09/1981 - 07/2003	1598 cc	79.00 X 81.50	4 cyl			
	C 16 SEL/XE, X 16 XE/XEL, Y 16 XE, Z 16 XE/XEP/XER 1.6Liter DOHC, 16 Valves, Gasoline	03/1991 - 06/2010	1598 cc	79.00 X 81.50	4 cyl			
	Z 16 LEL/LER 1.6Liter DOHC, 16 Valves, Gasoline Turbocharged	07/2006 -	1598 cc	79.00 X 81.50	4 cyl			

Opel				Opel			
							
King Set No.	Part No.	Qty.	Position	Crankshaft Diameter	Housing Diameter	Length	Wall Thickness
CR 418AM STD/0.25/0.5/0.75/1.0/1.25/1.5	C 418	4 Pairs		1.6918/1.6924 42.972/42.987	1.8110/1.8115 45.999/46.012	0.654 16.60	0.0589 1.496
CR 418CP STD/0.25/0.5	C 418	4 Pairs		1.6918/1.6924 42.972/42.987	1.8110/1.8115 45.999/46.012	0.654 16.60	0.0590 1.499
MB5519AM <i>crank flange length mm</i> STD 25.91/25.86 0.25 26.01/25.96 0.5 26.16/26.11 0.75 26.16/26.11 1.0 26.41/26.36 1.25 26.41/26.36 1.5 26.41/26.36	M5519	4 Pairs	1,2,4,5	2.1643/2.1648 54.973/54.986	2.3228/2.3233 58.999/59.012	0.768 19.50	0.0785 1.994
	F5519	1 Pair	3	2.1643/2.1648 54.973/54.986	2.3228/2.3233 58.999/59.012	1.024 26.01	0.0784 1.991
11	16 D/DA 1.6Liter SOHC/OHC, 8 Valves, Diesel	09/1979 - 10/1994	1598 cc	80.00 X 79.50	4 cyl		11
	17 D/DR 1.7Liter SOHC/OHC, 8 Valves, Diesel	09/1984 - 09/1998	1700 cc	82.50 X 79.50	4 cyl		
	20 E 2.0Liter CIH, 8 Valves, Gasoline	10/1978 - 08/1988	1979 cc	95.00 X 69.80	4 cyl		
	C 20 NE 2.0Liter SOHC/OHC, 8 Valves, Gasoline	09/1981 - 03/2001	1998 cc	86.00 X 86.00	4 cyl		
	C 20 XE, X 20 XEV (ECOTEC) 2.0Liter DOHC, 16 Valves, Gasoline	09/1984 - 07/2009	1998 cc	86.00 X 86.00	4 cyl		
CR4017AM STD/0.25/0.5/0.75/1.0/1.5 4mm oil hole ,12 degree from center, fits late models	C4017 C 421L	4 Pairs		1.9280/1.9286 48.971/48.986	2.0472/2.0477 51.999/52.012	0.759 19.27	0.0589 1.496
CR4210AM STD/0.25/0.5/0.75	C4210U C4210L	4 Pairs		1.9280/1.9286 48.971/48.986	2.0472/2.0477 51.999/52.012	0.798 20.27	0.0589 1.496
MB5520AM <i>crank flange length mm</i> STD 25.91/25.86 0.25 26.11/26.06 0.5 26.31/26.26 0.75 26.51/26.46 1.0 26.71/26.66 1.25 26.71/26.66 1.5 26.71/26.66	M5520	4 Pairs	1,2,4,5	2.2828/2.2833 57.983/57.996	2.4410/2.4415 62.001/62.014	0.768 19.50	0.0784 1.991
	F5520	1 Pair	3	2.2828/2.2833 57.983/57.996	2.4410/2.4415 62.001/62.014	1.024 26.01	0.0784 1.991
CR4017XP STD/STDx/0.25/0.5 Optional to CR4017AM (Race bearings, Tri-metal [pMax Black])	C4017-PR C 421L-PR	4 Pairs		1.9280/1.9286 48.971/48.986	2.0472/2.0477 51.999/52.012	0.759 19.27	0.0589 1.496
CR4106AM STD/0.25/0.5/0.75/1.0/1.25/1.5 Optional to CR4017AM (2 oil holes) 2 oil holes, fits both old and new engines	C4106U C 421L	4 Pairs		1.9280/1.9286 48.971/48.986	2.0472/2.0477 51.999/52.012	0.759 19.27	0.0589 1.496
CR4233AM STD/0.25/0.5/0.75/1.0/1.25/1.5 Optional to CR4106AM (2 oil holes in upper and lower shells)	C4106U	4 Pairs		1.9280/1.9286 48.971/48.986	2.0472/2.0477 51.999/52.012	0.759 19.27	0.0589 1.496
MB5179AM Optional to MB5520AM (flange STD) <i>crank flange length mm</i> STD 25.91/25.86 0.25 25.94/25.89 0.5 25.94/25.89 0.75 25.94/25.89 1.0 25.94/25.89	M5520	4 Pairs	1,2,4,5	2.2828/2.2833 57.983/57.996	2.4410/2.4415 62.001/62.014	0.768 19.50	0.0784 1.991
	F5179	1 Pair	3	2.2828/2.2833 57.983/57.996	2.4410/2.4415 62.001/62.014	1.024 26.01	0.0784 1.991
12	X 17 D(4EE1) 1.7Liter SOHC/OHC, 8 Valves, Diesel	03/1993 - 10/2001	1686 cc	79.00 X 86.00	4 cyl		12
	Z 17 DTH/DTL (1.7 CDTI Ecotec) 1.7Liter DOHC, 16 Valves, Diesel Turbocharged	02/1998 - 07/2009	1686 cc	79.00 X 86.00	4 cyl		
	X 17 DT(TC4EE1) 1.7Liter SOHC/OHC, 8 Valves, Diesel Turbocharged	04/1988 - 07/2003	1686 cc	79.00 X 86.00	4 cyl		

Opel				Opel			
King Set No.	Part No.	Qty.	Position	Crankshaft Diameter	Housing Diameter	Length	Wall Thickness
CR4207XA STD/0.25/0.5	C4207U C4207	4 Pairs		1.8085/1.8093 45.936/45.956	1.9282/1.9291 48.976/48.999	0.658 16.70	0.0592 1.504
MB5078SI STD/0.25/0.5/0.75/1.0	M5078U M5078L	5 Pairs	1,2,3,4, 5	2.0440/2.0448 51.918/51.938	2.2038/2.2047 55.977/55.999	0.606 15.40	0.0790 2.007
TW 142AM STD/0.05/0.10/0.25	W 142	1 Pair		2.3130/2.3228 58.750/58.999	2.9016/2.9114 73.701/73.950	0.000 0.00	0.0870 2.210
13	X 17 DTL 1.7Liter SOHC/OHC, 8 Valves, Diesel Turbocharged	01/1991 - 07/2009	1700 cc	82.50 X 79.50	4 cyl		13
CR4145XA STD/0.25/0.5/0.75	C4145U C4156L	4 Pairs		1.9280/1.9286 48.971/48.986	2.0472/2.0477 51.999/52.012	0.759 19.27	0.0588 1.494
MB5247AM <i>crank flange length mm</i> STD 25.91/25.86 0.25 26.11/26.06 0.5 26.31/26.26 0.75 26.51/26.46 1.0 26.71/26.66	M5247 F5247	4 Pairs 1 Pair	1,2,4,5 3	2.2828/2.2833 57.983/57.996 2.2828/2.2833 57.983/57.996	2.4409/2.4415 61.999/62.014 2.4409/2.4415 61.999/62.014	0.767 19.48 1.024 26.01	0.0784 1.991 0.0784 1.991
14	Z 19 DTH 1.9Liter DOHC, 16 Valves, Diesel Turbocharged	01/2000 - 05/2009	1910 cc	82.00 X 90.40	4 cyl		14
	Z 19 DTJ 1.9Liter DOHC, 16 Valves, Diesel Turbocharged	01/2004 - 05/2009	1910 cc	82.00 X 90.40	4 cyl		
CR4531SX STD/0.10/0.20/0.30	C4171	4 Pairs	1,2,3,4	1.9995/2.0002 50.787/50.805	2.1221/2.1226 53.901/53.914	0.768 19.50	0.0606 1.539
MB5644CA STD/0.10/0.20/0.30	M 607 M5644	5 Pairs		2.3615/2.3622 59.982/60.000	2.5081/2.5086 63.706/63.718	0.817 20.75	0.0726 1.844
TW1005AM STD	W1005	1 Pair		2.6687/2.6787 67.785/68.039	3.2451/3.2550 82.426/82.677	0.000 0.00	0.0978 2.484
15	M9R 780 2.0Liter DOHC, 16 Valves, Diesel Turbocharged	08/2001 -	1995 cc	84.00 X 90.00	4 cyl		15
CR4517XA STD/0.25/0.5/0.75/1.0	C4517U C4517L	4 Pairs		2.0466/2.0472 51.984/51.999	2.1889/2.1897 55.598/55.618	0.764 19.40	0.0697 1.770
MB5648SI STD/0.25/0.5	M5648U M5648L	5 Halves 5 Halves		2.2041/2.2049 55.984/56.004 2.2041/2.2049 55.984/56.004	2.3621/2.3626 59.997/60.010 2.3621/2.3626 59.997/60.010	0.673 17.10 0.766 19.45	0.0783 1.989 0.0783 1.989
TW 199AM STD	W 199	1 Pair		0.0000 0.000	3.3070 83.998	0.000 0.00	0.1059 2.690
16	X 20 DTH/DTL, Y 20 DTH/DTL 2.0Liter SOHC/OHC, 16 Valves, Diesel Turbocharged	12/1993 - 07/2009	1995 cc	84.00 X 90.00	4 cyl		16
	Y 20 DTH L4 2.0 Liter, 4 Valves, Diesel Turbocharged	04/1999 -	1995 cc	84.00 X 90.00	4 cyl		
	Y 20 DTL 2.0 Liter, 4 Valves, Diesel Turbocharged	03/1998 - 01/2004	1995 cc	84.00 X 90.00	4 cyl		
	X 22 DTH, Y 22 DTH/DTR 2.2Liter SOHC/OHC, 16 Valves, Diesel Turbocharged	12/1993 - 10/2008	2172 cc	84.00 X 98.00	4 cyl		
CR4213CA STD/0.25/0.5/0.75/1.0	C4213U C4213L	4 Pairs		1.9280/1.9287 48.971/48.989	2.0472/2.0477 51.999/52.012	0.797 20.25	0.0591 1.501
MB5084AM <i>crank flange length mm</i> STD 25.90/25.85 0.25 25.90/25.85 0.5 25.90/25.85 0.75 25.90/25.85 1.0 25.90/25.85	M5084U M5084L F5084U F5084L	4 Pairs 1 Pair		2.6764/2.6770 67.981/67.996 2.6764/2.6770 67.981/67.996	2.8346/2.8352 71.999/72.014 2.8346/2.8352 71.999/72.014	0.768 19.50 1.024 26.00	0.0785 1.994 0.0785 1.994

Opel				Opel			
King Set No.	Part No.	Qty.	Position	Crankshaft Diameter	Housing Diameter	Length	Wall Thickness
17	20 D 2.0Liter CIH, 8 Valves, Diesel	01/1972 - 08/1986	1997 cc	86.50 X 85.00	4 cyl		17
	21 D 2.1Liter CIH, 8 Valves, Diesel	01/1972 - 08/1986	2067 cc	88.00 X 85.00	4 cyl		
	23 D, 23 TD/DTR 2.3Liter SOHC/OHC, 8 Valves, Diesel Turbocharged	02/1978 - 10/1998	2259 cc	92.00 X 85.00	4 cyl		
CR4492AM STD/0.25/0.5/0.75	C4492	4 Pairs		2.1248/2.1254 53.970/53.985	2.2441/2.2446 57.000/57.013	1.004 25.50	0.0586 1.488
MB5506AM crank flange length mm STD 29.41/29.36 0.25 29.66/29.61 0.5 29.91/29.86 0.75 30.16/30.11	M5506U M5506L	4 Pairs	1,2,3,4	2.2830/2.2835 57.988/58.001	2.4409/2.4415 61.999/62.014	0.963 24.46	0.0781 1.984
	F5506U F5506L	1 Pair	5	2.2830/2.2835 57.988/58.001	2.4409/2.4415 61.999/62.014	1.162 29.51	0.0781 1.984
18	X 22 XE (ECOTEC) 2.2Liter DOHC, 16 Valves, Gasoline	03/1992 - 04/1999	2198 cc	86.00 X 94.60	4 cyl		18
CR4017AM STD/0.25/0.5/0.75/1.0/1.5 4mm oil hole ,12 degree from center, fits late models	C4017 C 421L	4 Pairs		1.9280/1.9286 48.971/48.986	2.0472/2.0477 51.999/52.012	0.759 19.27	0.0589 1.496
CR4210AM STD/0.25/0.5/0.75	C4210U C4210L	4 Pairs		1.9280/1.9286 48.971/48.986	2.0472/2.0477 51.999/52.012	0.798 20.27	0.0589 1.496
MB5247AM crank flange length mm STD 25.91/25.86 0.25 26.11/26.06 0.5 26.31/26.26 0.75 26.51/26.46 1.0 26.71/26.66	M5247	4 Pairs	1,2,4,5	2.2828/2.2833 57.983/57.996	2.4409/2.4415 61.999/62.014	0.767 19.48	0.0784 1.991
	F5247	1 Pair	3	2.2828/2.2833 57.983/57.996	2.4409/2.4415 61.999/62.014	1.024 26.01	0.0784 1.991
MB5520AM crank flange length mm STD 25.91/25.86 0.25 26.11/26.06 0.5 26.31/26.26 0.75 26.51/26.46 1.0 26.71/26.66 1.25 26.71/26.66 1.5 26.71/26.66	M5520	4 Pairs	1,2,4,5	2.2828/2.2833 57.983/57.996	2.4410/2.4415 62.001/62.014	0.768 19.50	0.0784 1.991
	F5520	1 Pair	3	2.2828/2.2833 57.983/57.996	2.4410/2.4415 62.001/62.014	1.024 26.01	0.0784 1.991
CR4017XP STD/STDX/0.25/0.5 Optional to CR4017AM (Race bearings, Tri-metal [pMax Black])	C4017-PR C 421L-PR	4 Pairs		1.9280/1.9286 48.971/48.986	2.0472/2.0477 51.999/52.012	0.759 19.27	0.0589 1.496
CR4106AM STD/0.25/0.5/0.75/1.0/1.25/1.5 Optional to CR4017AM (2 oil holes) 2 oil holes, fits both old and new engines	C4106U C 421L	4 Pairs		1.9280/1.9286 48.971/48.986	2.0472/2.0477 51.999/52.012	0.759 19.27	0.0589 1.496
CR4233AM STD/0.25/0.5/0.75/1.0/1.25/1.5 Optional to CR4106AM (2 oil holes in upper and lower shells)	C4106U	4 Pairs		1.9280/1.9286 48.971/48.986	2.0472/2.0477 51.999/52.012	0.759 19.27	0.0589 1.496
MB5179AM Optional to MB5520AM (flange STD) crank flange length mm STD 25.91/25.86 0.25 25.94/25.89 0.5 25.94/25.89 0.75 25.94/25.89 1.0 25.94/25.89	M5520	4 Pairs	1,2,4,5	2.2828/2.2833 57.983/57.996	2.4410/2.4415 62.001/62.014	0.768 19.50	0.0784 1.991
	F5179	1 Pair	3	2.2828/2.2833 57.983/57.996	2.4410/2.4415 62.001/62.014	1.024 26.01	0.0784 1.991
19	Z 22 SE (ECOTEC) 2.2Liter DOHC, 16 Valves, Gasoline	08/1995 - 07/2009	2198 cc	86.00 X 94.60	4 cyl		19
CR4363SI STD/0.10/0.20/0.30/0.40	C4363	4 Pairs		1.9291/1.9297 48.999/49.014	2.0519/2.0525 52.118/52.134	0.795 20.20	0.0609 1.547

Opel				Opel			
							
King Set No.	Part No.	Qty.	Position	Crankshaft Diameter	Housing Diameter	Length	Wall Thickness
MB5413SI <i>crank flange length mm</i> STD 26.38/26.33 010 26.41/26.36 020 26.41/26.36 030 26.41/26.36	M5413U M5413L	4 Pairs	1,3,4,5	2.2044/2.2050 55.992/56.007	2.5223/2.5229 64.066/64.082	0.778 19.75	0.1589 4.036
	F5413U F5413L	1 Pair	2	2.2044/2.2050 55.992/56.007	2.5223/2.5229 64.066/64.082	1.043 26.48	0.1591 4.041
20	M9T 670, 672, 676, 686, 690, 692 2.3Liter Diesel Turbocharged			2298 cc 85.00 X 101.30	4 cyl		20
	M9T 678, 680, 694, 696, 698 2.3Liter Diesel Turbocharged			2298 cc 85.00 X 101.30	4 cyl		
CR4574SV STD/0.25 Sputter replacment	C4574U C4574L	4 Pairs		2.0866/2.0874 53.000/53.020	2.2278/2.2285 56.586/56.604	0.752 19.10	0.0702 1.783
MB5708SI STD/0.25	M5708U	5 Halves	1,2,3,4, 5	2.3616/2.3624 59.985/60.005	2.5196/2.5201 63.998/64.011	0.681 17.30	0.0782 1.986
	* M5708L	5	1,2,3,4, 5	2.3616/2.3624 59.985/60.005	2.1960/2.5201 55.778/64.011	0.772 19.60	0.0782 1.986
21	C 24 NE 2.4Liter SOHC/OHC, 8 Valves, Gasoline	09/1986 - 10/1998		2410 cc 95.00 X 85.00	4 cyl		21
CR4254CP STD/0.25/0.5	C4254	4 Pairs		2.0460/2.0467 51.968/51.986	2.1653/2.1658 54.999/55.011	0.772 19.60	0.0590 1.499
CR4411AM STD/0.25/0.5/0.75/1.0	C4411	4 Pairs		2.0460/2.0467 51.968/51.986	2.1653/2.1658 54.999/55.011	0.774 19.67	0.0589 1.496
MB 526AM <i>crank flange length mm</i> STD 27.41/27.36 0.25 27.51/27.46 0.5 27.66/27.61 0.75 27.66/27.61 1.0 27.91/27.86	M 526	4 Pairs	1,2,3,4	2.2830/2.2835 57.988/58.001	2.4409/2.4415 61.999/62.014	0.882 22.40	0.0781 1.984
	F 526	1 Pair	5	2.2830/2.2835 57.988/58.001	2.4409/2.4415 61.999/62.014	1.083 27.51	0.0781 1.984
22	25 E 2.5Liter CIH, 12 Valves, Gasoline	02/1978 - 09/1993		2490 cc 87.00 X 69.80	6 cyl		22
	25 NE 2.5Liter SOHC/OHC, 12 Valves, Gasoline	09/1987 - 09/1993		2490 cc 87.00 X 69.80	6 cyl		
	C 26 NE 2.6Liter SOHC/OHC, 12 Valves, Gasoline	09/1986 - 03/1994		2594 cc 88.80 X 69.80	6 cyl		
	28 S/H 2.8Liter CIH, 12 Valves, Gasoline	04/1964 - 01/1978		2784 cc 92.00 X 69.80	6 cyl		
	28 E 2.8Liter CIH, Gasoline	03/1969 - 08/1978		2784 cc 92.00 X 69.80	6 cyl		
	30 E 3.0Liter CIH, 12 Valves, Gasoline	02/1978 - 08/1987		2969 cc 95.00 X 69.80	6 cyl		
	C 30 LE 3.0Liter 12 Valves, Gasoline	02/1978 - 03/1994		2969 cc 95.00 X 69.80	6 cyl		
CR 643AM STD/0.25/0.5/0.75/1.0/1.25	C4411	6 Pairs		2.0460/2.0467 51.968/51.986	2.1653/2.1658 54.999/55.011	0.774 19.67	0.0589 1.496
MB 757AM <i>crank flange length mm</i> STD 27.41/27.36 0.25 27.51/27.46 0.5 27.66/27.61 0.75 27.66/27.61 1.0 27.91/27.86 1.25 27.91/27.86	M 526	6 Pairs	1,2,3,4, 5,6	2.2830/2.2835 57.988/58.001	2.4409/2.4415 61.999/62.014	0.882 22.40	0.0781 1.984
	F 526	1 Pair	7	2.2830/2.2835 57.988/58.001	2.4409/2.4415 61.999/62.014	1.083 27.51	0.0781 1.984

Opel				Opel			
King Set No.	Part No.	Qty.	Position	Crankshaft Diameter	Housing Diameter	Length	Wall Thickness
23	C 25 XE, X 25 XE (ECOTEC) 2.5Liter DOHC, 24 Valves, Gasoline	09/1988 - 03/2004	2498 cc	81.60 X 79.60	6 cyl		23
CR 650AM STD/0.25/0.5/0.75/1.0	C 650	6 Pairs		1.9280/1.9286 48.971/48.986	2.0472/2.0477 51.999/52.012	0.642 16.30	0.0590 1.499
MB4049SI crank flange length mm STD 24.40/24.35 0.25 24.43/24.38 0.5 24.43/24.38 0.75 24.43/24.38 1.0 24.43/24.38	M4049/1	1 Pair		2.6764/2.6770 67.981/67.996	2.8346/2.8352 71.999/72.014	0.791 20.10	0.0789 2.004
	M4049/2U M4049/2L	2 Pairs		2.6764/2.6770 67.981/67.996	2.8346/2.8352 71.999/72.014	0.669 17.00	0.0789 2.004
	F4049	1 Pair		2.6764/2.6770 67.981/67.996	2.8346/2.8352 71.999/72.014	0.965 24.50	0.0789 2.004
24	X 30 XE (ECOTEC) 3.0Liter DOHC, 24 Valves, Gasoline	03/1994 - 07/2003	2962 cc	86.00 X 85.00	6 cyl		24
CR6750SI STD/0.25/0.5/0.75/1.0	C6750	6 Pairs		2.1248/2.1256 53.970/53.990	2.2441/2.2446 57.000/57.013	0.642 16.30	0.0590 1.499
MB4049SI crank flange length mm STD 24.40/24.35 0.25 24.43/24.38 0.5 24.43/24.38 0.75 24.43/24.38 1.0 24.43/24.38	M4049/1	1 Pair		2.6764/2.6770 67.981/67.996	2.8346/2.8352 71.999/72.014	0.791 20.10	0.0789 2.004
	M4049/2U M4049/2L	2 Pairs		2.6764/2.6770 67.981/67.996	2.8346/2.8352 71.999/72.014	0.669 17.00	0.0789 2.004
	F4049	1 Pair		2.6764/2.6770 67.981/67.996	2.8346/2.8352 71.999/72.014	0.965 24.50	0.0789 2.004
25	C 30 NE 3.0Liter SOHC/OHC, 12 Valves, Gasoline	09/1986 - 03/1994	2969 cc	95.00 X 69.80	6 cyl		25
	C 30 SE 3.0Liter DOHC, 24 Valves, Gasoline	09/1986 - 03/1994	2969 cc	95.00 X 69.80	6 cyl		
CR 643AM STD/0.25/0.5/0.75/1.0/1.25	C4411	6 Pairs		2.0460/2.0467 51.968/51.986	2.1653/2.1658 54.999/55.011	0.774 19.67	0.0589 1.496
CR6747AM STD/0.25/0.5/0.75/1.0	C4254	6 Pairs		2.0460/2.0467 51.968/51.986	2.1653/2.1658 54.999/55.011	0.772 19.60	0.0589 1.496
MB 757AM crank flange length mm STD 27.41/27.36 0.25 27.51/27.46 0.5 27.66/27.61 0.75 27.66/27.61 1.0 27.91/27.86 1.25 27.91/27.86	M 526	6 Pairs	1,2,3,4, 5,6	2.2830/2.2835 57.988/58.001	2.4409/2.4415 61.999/62.014	0.882 22.40	0.0781 1.984
	F 526	1 Pair	7	2.2830/2.2835 57.988/58.001	2.4409/2.4415 61.999/62.014	1.083 27.51	0.0781 1.984

Engine Index: Pegaso









Engine-Code	Years	Cyl	CC	Line
9100-9105 D 10.2Liter Diesel 170-200Hp		6	10200	1
10.5 10.5Liter Diesel Turbochargedd		6	10500	1
9100/1-9105/1 10.5Liter Diesel 170-200 Hp		6	10500	2
9109/1 Diesel 260 HP Turbochargedd		6	10500	2
9150-9151 D 11.9Liter Diesel Turbochargedd		6	11900	3
9151/9154-9156 11.9Liter		6	11900	4

Pegaso				Pegaso			
King Set No.	Part No.	Qty.	Position	Crankshaft Diameter	Housing Diameter	Length	Wall Thickness
1	9100-9105 D 10.2Liter Diesel 170-200Hp	10200 cc	118.00 X	6 cyl			1
	10.5 10.5Liter Diesel Turbochargedd	10500 cc	120.00 X	6 cyl			
MB7062CP STD/0.25/0.5	M7062/1	1 Pair	1	3.7004/3.7013 93.990/94.013	3.8795/3.8805 98.539/98.565	2.051 52.10	0.0879 2.233
	M7062/2	4 Pairs	2,3,5,6	3.7004/3.7013 93.990/94.013	3.8795/3.8805 98.539/98.565	1.421 36.10	0.0879 2.233
	M7062/4	1 Pair	4	3.7004/3.7013 93.990/94.013	3.8795/3.8805 98.539/98.565	2.209 56.10	0.0879 2.233
	M7062/7	1 Pair	7	3.7004/3.7013 93.990/94.013	3.8795/3.8805 98.539/98.565	2.524 64.10	0.0879 2.233
2	9100/1-9105/1 10.5Liter Diesel 170-200 Hp	10500 cc	120.00 X	6 cyl			2
	9109/1 Diesel 260 HP Turbochargedd	10500 cc	120.00 X	6 cyl			
CR 659CP STD/0.25/0.5	C 659	6 Pairs		3.2280/3.2289 81.991/82.014	3.4252/3.4261 87.000/87.023	1.579 40.10	0.0967 2.456
MB7062CP STD/0.25/0.5	M7062/1	1 Pair	1	3.7004/3.7013 93.990/94.013	3.8795/3.8805 98.539/98.565	2.051 52.10	0.0879 2.233
	M7062/2	4 Pairs	2,3,5,6	3.7004/3.7013 93.990/94.013	3.8795/3.8805 98.539/98.565	1.421 36.10	0.0879 2.233
	M7062/4	1 Pair	4	3.7004/3.7013 93.990/94.013	3.8795/3.8805 98.539/98.565	2.209 56.10	0.0879 2.233
	M7062/7	1 Pair	7	3.7004/3.7013 93.990/94.013	3.8795/3.8805 98.539/98.565	2.524 64.10	0.0879 2.233
3	9150-9151 D 11.9Liter Diesel Turbochargedd	11900 cc	130.00 X	6 cyl			3
CR 627CP STD/0.25	C 627	6 Pairs		3.5430/3.5438 89.992/90.013	3.7402/3.7410 95.001/95.021	1.736 44.10	0.0967 2.456
4	9151/9154-9156 11.9Liter	11900 cc	130.00 X	6 cyl			4
CR 628CP STD/0.25/0.5	C 628	6 Pairs		3.5430/3.5438 89.992/90.013	3.7402/3.7410 95.001/95.021	1.736 44.10	0.0967 2.456

Engine Index: Perkins

Engine-Code	Years	Cyl	CC	Line
1103 C EURO 2 Diesel		3		1
AT3.152.4		0	0	3
1006.6T,1006.60		0	0	4
1106 - E60TA		6	0	2
4.107/4.108 D 1.8Liter Diesel		4	1760	5
G4.116 1.9Liter		4	1900	5
Prima 80T D 2.0Liter Diesel Turbochargedd		4	1994	6
Prima 65 D 2.0Liter Diesel		4	1994	6
P3 2.4Liter Diesel		3	2360	7
3.152/A3.152 D 2.5Liter Diesel		3	2500	7
D3.152/AD3.152 2.5Liter Diesel Direct Injection		3	2500	7
4.154 2.5Liter Diesel		4	2523	8

Engine-Code	Years	Cyl	CC	Line
4.165 2.7Liter Diesel		4	2710	9
A-4 2.8Liter		4	2821	10
4.192/A4.192 D 3.1Liter Diesel		4	3140	11
4.203/A4.203 D 3.3Liter Diesel		4	3300	11
D4.203/AD4.203 3.3Liter Diesel Direct Injection		4	3300	11
4.203.2 3.3Liter Diesel		4	3300	11
A4.212 3.5Liter Diesel		4	3470	12
4.236 3.9Liter Diesel Direct Injection		4	3860	12
A4.236/G4.236 D 3.9Liter Diesel Direct Injection		4	3860	12
T4.236 3.9Liter Diesel Turbochargedd		4	3866	13
1004-4 4.0Liter		4	3990	14
1004-4T 4.0Liter		4	3990	14
4.40 4.0Liter		4	3990	12
T4.40 4.0Liter		4	3990	12
4.248 4.1Liter Diesel Direct Injection		4	4065	12
4.248.2 4.1Liter Diesel Direct Injection		4	4067	12
4.270/D4.270 D 4.4Liter Diesel Direct Injection		4	4420	15
4.288D Diesel 288 cu.in		4	4700	11
6.288 4.7Liter Diesel		6	4716	16
4.300/A4.300 5.0Liter Diesel		4	4920	17
6.305 5.0Liter Diesel		6	5000	16
4.318 5.2Liter Diesel		4	5215	18
4.318.2 5.2Liter Diesel		4	5215	17
6.340 5.6Liter		6	5560	19
6.354/6.354.2 5.8Liter Diesel Direct Injection		6	5800	20
T6.354 5.8Liter Diesel Turbochargedd		6	5800	21
T6.354.3/4 5.8Liter Diesel Turbochargedd		6	5800	22
6.354.4 5.8Liter Diesel		6	5800	22
6.372.1 5.8Liter Diesel		6	5800	23
AT6.372 5.8Liter Diesel Turbochargedd		6	5800	23
6.358 5.8Liter		6	5840	24
6.357/6.357.2 5.8Liter		6	5840	19
1006-6T 6.0Liter		6	5985	22
1006-6 6.0Liter		6	5985	22
V8.510/AV8.510 8.4Liter Diesel Direct Injection		8	8360	25

Perkins				Perkins			
							
King Set No.	Part No.	Qty.	Position	Crankshaft Diameter	Housing Diameter	Length	Wall Thickness
1	1103 C EURO 2 Diesel			105.00 X 127.00	3 cyl		1
CR 345CP STD/010/020	C 345	3 Pairs		2.2485/2.2490 57.112/57.125	2.3950/2.3955 60.833/60.846	1.259 31.98	0.0727 1.847
MB4520AM	M 727/1D M4520L	4 Pairs		2.9985/2.9990 76.162/76.175	3.1660/3.1670 80.416/80.442	1.259 31.97	0.0822 2.088
2	1106 - E60TA			100.00 X 127.00	6 cyl		2
CR6820CP STD/010/020/030	C4504	6 Pairs		2.2485/2.2490 57.112/57.125	2.3950/2.3955 60.833/60.846	1.254 31.85	0.0726 1.844
MB7003CA STD/010/020/030/040 360 degree oil groove	M7002/1U M7002/1L	6 Pairs	1,2,3,5, 6,7	2.9984/2.9999 76.159/76.197	3.1660/3.1670 80.416/80.442	1.224 31.10	0.0822 2.088
	M7003/4U M7003/4L	1 Pair	4	2.9984/2.9999 76.159/76.197	3.1660/3.1670 80.416/80.442	1.439 36.55	0.0823 2.090
TW 208AM STD/0.10/0.20/0.25/0.75	W 208D W 208E	2 Pairs		3.4200/3.4300 86.868/87.122	4.0880/4.0980 103.835/104.089	0.000 0.00	0.0900 2.286

Perkins				Perkins				
King Set No.		Part No.	Qty.	Position	Crankshaft Diameter	Housing Diameter	Length	Wall Thickness
3	AT3.152.4				0 cyl			3
CR 301AM	STD/010/020/030/040/050	C 454	3 Pairs		2.2485/2.2490 57.112/57.125	2.3950/2.3955 60.833/60.846	1.189 30.20	0.0720 1.829
MB4085CP	STD/010/020/030	M4085/1U M4085/1L	1 Pair	1	2.7485/2.7490 69.812/69.825	2.9165/2.9170 74.079/74.092	1.299 33.00	0.0829 2.106
		M4085/2	2 Pairs	2,3	2.7485/2.7490 69.812/69.825	2.9165/2.9170 74.079/74.092	0.996 25.30	0.0829 2.106
		M4085/3	1 Pair	4	2.7485/2.7490 69.812/69.825	2.9165/2.9170 74.079/74.092	1.598 40.60	0.0829 2.106
TW 260AM	STD/0.25	W 260D W 260E	2 Pairs		3.0450/3.0550 77.343/77.597	3.5520/3.5620 90.221/90.475	0.000 0.00	0.1220 3.099
4	1006.6T,1006.60				0 cyl			4
CR6820CP	STD/010/020/030	C4504	6 Pairs		2.2485/2.2490 57.112/57.125	2.3950/2.3955 60.833/60.846	1.254 31.85	0.0726 1.844
MB7109CP	STD/010/020/030 180 degree oil groove	M7109/1U M7109/1L	6 Pairs	1,2,3,5, 6,7	2.9984/2.9992 76.159/76.180	3.1660/3.1670 80.416/80.442	1.224 31.10	0.0823 2.090
		M7109/4U M7109/4L	1 Pair	4	2.9984/2.9992 76.159/76.180	3.1660/3.1670 80.416/80.442	1.439 36.55	0.0823 2.090
TW 208AM	STD/0.10/0.20/0.25/0.75	W 208D W 208E	2 Pairs		3.4200/3.4300 86.868/87.122	4.0880/4.0980 103.835/104.089	0.000 0.00	0.0900 2.286
5	4.107/4.108 D 1.8Liter Diesel			1760 cc	79.38 X 88.90	4 cyl		5
	G4.116 1.9Liter			1900 cc	79.38 X 88.90	4 cyl		
CR 456AM	STD/010/020/030/040/050/060	C 456	4 Pairs		1.9995/2.0000 50.787/50.800	2.1460/2.1465 54.508/54.521	0.878 22.30	0.0722 1.834
MB 354AM	STD/010/020/030/040	M 354	3 Pairs		2.2480/2.2485 57.099/57.112	2.3950/2.3955 60.833/60.846	1.254 31.85	0.0723 1.836
6	Prima 80T D 2.0Liter Diesel Turbochargedd			1994 cc	84.40 X 89.00	4 cyl		6
	Prima 65 D 2.0Liter Diesel			1994 cc	84.44 X 89.00	4 cyl		
CR4025AM	STD/0.3/0.5/0.8/1.0	C4025	4 Pairs		2.1256/2.1264 53.990/54.011	2.2710/2.2715 57.683/57.696	0.799 20.30	0.0718 1.824
MB5561AM	STD/0.3/0.5/0.8	M5561/1U M5561/1L	4 Pairs	1,2,4,5	2.2437/2.2445 56.990/57.010	2.3899/2.3905 60.703/60.719	0.889 22.58	0.0722 1.834
		M5561/3U M5561/3L	1 Pair	3	2.2437/2.2445 56.990/57.010	2.3899/2.3905 60.703/60.719	0.964 24.48	0.0722 1.834
7	P3 2.4Liter Diesel			2360 cc	88.93 X 127.00	3 cyl		7
	3.152/A3.152 D 2.5Liter Diesel			2500 cc	91.49 X 127.00	3 cyl		
	D3.152/AD3.152 2.5Liter Diesel Direct Injection			2500 cc	91.49 X 127.00	3 cyl		
CR 301AM	STD/010/020/030/040/050 1952-	C 454	3 Pairs		2.2485/2.2490 57.112/57.125	2.3950/2.3955 60.833/60.846	1.189 30.20	0.0720 1.829
MB 440AM	STD/010/020/030/040/050 1957-	M 504/1U M 504/1L	1 Pair	1	2.7485/2.7490 69.812/69.825	2.9165/2.9170 74.079/74.092	1.273 32.33	0.0828 2.103
		M 504/2	2 Pairs	2,3	2.7485/2.7490 69.812/69.825	2.9165/2.9170 74.079/74.092	0.936 23.77	0.0828 2.103
		M 504/3	1 Pair	4	2.7485/2.7490 69.812/69.825	2.9165/2.9170 74.079/74.092	1.541 39.15	0.0828 2.103
8	4.154 2.5Liter Diesel			2523 cc	88.93 X 101.60	4 cyl		8
CR 454AM	STD/010/020/030/040/050/060	C 454	4 Pairs		2.2485/2.2490 57.112/57.125	2.3950/2.3955 60.833/60.846	1.189 30.20	0.0720 1.829

Perkins				Perkins			
King Set No.	Part No.	Qty.	Position	Crankshaft Diameter	Housing Diameter	Length	Wall Thickness
MB5575AM STD/010/020/030	M 727/3D M 727/3E	3 Pairs	1,3,5	2.9985/2.9990 76.162/76.175	3.1660/3.1670 80.416/80.442	1.445 36.70	0.0822 2.088
	M 727/1D M 727/1E	2 Pairs	2,4	2.9985/2.9990 76.162/76.175	3.1660/3.1670 80.416/80.442	1.254 31.85	0.0822 2.088
TW 245AM STD/0.10	W 245D W 245E	2 Pairs		2.8543/2.8642 72.499/72.751	3.3799/3.3898 85.849/86.101	0.000 0.00	0.1236 3.139
9	4.165 2.7Liter Diesel		2710 cc	92.00 X 101.60	4 cyl		9
CR4077AM STD/0.25/0.5/0.75	C4077	4 Pairs		2.2020/2.2025 55.931/55.944	2.3622/2.3627 60.000/60.013	1.098 27.90	0.0791 2.009
TW 212AM STD/0.25/0.5	W 212D W 212E	2 Pairs		2.4173/2.4272 61.399/61.651	2.8563/2.8661 72.550/72.799	0.000 0.00	0.0929 2.360
10	A-4 2.8Liter		2821 cc		4 cyl		10
CR4077AM STD/0.25/0.5/0.75	C4077	4 Pairs		2.2020/2.2025 55.931/55.944	2.3622/2.3627 60.000/60.013	1.098 27.90	0.0791 2.009
MB5130AM STD/0.25/0.5/0.75	M5130U M5130L	4 Pairs		2.5984/2.5989 65.999/66.012	2.7559/2.7566 70.000/70.018	1.098 27.88	0.0777 1.974
	M5130U M5130L/1	1 Pair		2.5984/2.5989 65.999/66.012	2.7559/2.7566 70.000/70.018	1.098 27.88	0.0777 1.974
TW 243AM							
11	4.192/A4.192 D 3.1Liter Diesel		3140 cc	88.93 X 127.00	4 cyl		11
	4.203/A4.203 D 3.3Liter Diesel		3300 cc	91.49 X 127.00	4 cyl		
	D4.203/AD4.203 3.3Liter Diesel Direct Injection		3300 cc	91.49 X 127.00	4 cyl		
	4.203.2 3.3Liter Diesel		3300 cc	91.49 X 127.00	4 cyl		
	4.288D Diesel 288 cu.in		4700 cc	108.76 X 127.00	4 cyl		
CR 454AM STD/010/020/030/040/050/060	C 454	4 Pairs		2.2485/2.2490 57.112/57.125	2.3950/2.3955 60.833/60.846	1.189 30.20	0.0720 1.829
MB 504AM STD/010/020/030/040/050	M 504/1U M 504/1L	1 Pair	1	2.7485/2.7490 69.812/69.825	2.9165/2.9170 74.079/74.092	1.273 32.33	0.0828 2.103
	M 504/2	2 Pairs	2,4	2.7485/2.7490 69.812/69.825	2.9165/2.9170 74.079/74.092	0.936 23.77	0.0828 2.103
	M 504/3	2 Pairs	3,5	2.7485/2.7490 69.812/69.825	2.9165/2.9170 74.079/74.092	1.541 39.15	0.0828 2.103
MB5000AM STD/010/020/040	M5000/1U M5000/1L	1 Pair	1	2.7485/2.7490 69.812/69.825	2.9165/2.9170 74.079/74.092	1.303 33.10	0.0828 2.103
	M5000/2	2 Pairs	2,4	2.7485/2.7490 69.812/69.825	2.9165/2.9170 74.079/74.092	1.000 25.40	0.0828 2.103
	M5000/3	2 Pairs	3,5	2.7485/2.7490 69.812/69.825	2.9160/2.9170 74.066/74.092	1.604 40.75	0.0828 2.103
TW 260AM STD/0.25	W 260D W 260E	2 Pairs		3.0450/3.0550 77.343/77.597	3.5520/3.5620 90.221/90.475	0.000 0.00	0.1220 3.099
12	A4.212 3.5Liter Diesel		3470 cc	98.48 X 114.30	4 cyl		12
	4.236 3.9Liter Diesel Direct Injection		3860 cc	98.48 X 127.00	4 cyl		
	A4.236/G4.236 D 3.9Liter Diesel Direct Injection		3860 cc	98.48 X 127.00	4 cyl		
	4.40 4.0Liter		3990 cc	100.00 X 127.00	4 cyl		
	T4.40 4.0Liter		3990 cc	100.00 X 127.00	4 cyl		

Perkins				Perkins			
King Set No.	Part No.	Qty.	Position	Crankshaft Diameter	Housing Diameter	Length	Wall Thickness
4.248 4.1Liter Diesel Direct Injection		4065 cc	101.05 X 127.00	4 cyl			
4.248.2 4.1Liter Diesel Direct Injection		4067 cc	101.05 X 127.00	4 cyl			
CR 464AM STD/010/020/030/040/050/060/070/080	C 673	4 Pairs		2.4990/2.4995 63.475/63.487	2.6460/2.6465 67.208/67.221	1.254 31.85	0.0725 1.842
CR 464CP STD/010/020/030/040	C 673	4 Pairs		2.4990/2.4995 63.475/63.487	2.6460/2.6465 67.208/67.221	1.254 31.85	0.0726 1.844
MB 519AM STD/010/020/030/040/050/060/070/080	M 727/1E M 727/1D	4 Pairs	1,2,4,5	2.9985/2.9990 76.162/76.175	3.1660/3.1670 80.416/80.442	1.254 31.85	0.0822 2.088
	M 727/3E M 727/3D	1 Pair	3	2.9985/2.9990 76.162/76.175	3.1660/3.1670 80.416/80.442	1.445 36.70	0.0822 2.088
TW 208AM STD/0.10/0.20/0.25/0.75	W 208D W 208E	2 Pairs		3.4200/3.4300 86.868/87.122	4.0880/4.0980 103.835/104.089	0.000 0.00	0.0900 2.286
13	T4.236 3.9Liter Diesel Turbocharged	3866 cc	98.48 X 127.00	4 cyl			13
CR 464AM STD/010/020/030/040/050/060/070/080	C 673	4 Pairs		2.4990/2.4995 63.475/63.487	2.6460/2.6465 67.208/67.221	1.254 31.85	0.0725 1.842
MB 519AM STD/010/020/030/040/050/060/070/080	M 727/1E M 727/1D	4 Pairs	1,2,4,5	2.9985/2.9990 76.162/76.175	3.1660/3.1670 80.416/80.442	1.254 31.85	0.0822 2.088
	M 727/3E M 727/3D	1 Pair	3	2.9985/2.9990 76.162/76.175	3.1660/3.1670 80.416/80.442	1.445 36.70	0.0822 2.088
TW 208AM STD/0.10/0.20/0.25/0.75	W 208D W 208E	2 Pairs		3.4200/3.4300 86.868/87.122	4.0880/4.0980 103.835/104.089	0.000 0.00	0.0900 2.286
14	1004-4 4.0Liter	3990 cc	100.00 X 127.00	4 cyl			14
	1004-4T 4.0Liter	3990 cc	100.00 X 127.00	4 cyl			
CR 464AM STD/010/020/030/040/050/060/070/080	C 673	4 Pairs		2.4990/2.4995 63.475/63.487	2.6460/2.6465 67.208/67.221	1.254 31.85	0.0725 1.842
CR4504CP STD/010/020/030	C4504	4 Pairs		2.2485/2.2490 57.112/57.125	2.3950/2.3955 60.833/60.846	1.254 31.85	0.0726 1.844
MB 519AM STD/010/020/030/040/050/060/070/080	M 727/1E M 727/1D	4 Pairs	1,2,4,5	2.9985/2.9990 76.162/76.175	3.1660/3.1670 80.416/80.442	1.254 31.85	0.0822 2.088
	M 727/3E M 727/3D	1 Pair	3	2.9985/2.9990 76.162/76.175	3.1660/3.1670 80.416/80.442	1.445 36.70	0.0822 2.088
TW 208AM STD/0.10/0.20/0.25/0.75	W 208D W 208E	2 Pairs		3.4200/3.4300 86.868/87.122	4.0880/4.0980 103.835/104.089	0.000 0.00	0.0900 2.286
15	4.270/D4.270 D 4.4Liter Diesel Direct Injection	4420 cc	107.95 X 120.65	4 cyl			15
CR 468AM STD/010/020/030	C 468A C 468B	4 Pairs		2.7482/2.7490 69.804/69.825	2.9160/2.9170 74.066/74.092	1.378 35.00	0.0819 2.080
16	6.288 4.7Liter Diesel	4716 cc	88.93 X 127.00	6 cyl			16
	6.305 5.0Liter Diesel	5000 cc	91.49 X 127.00	6 cyl			
CR 655AM STD/010/020/030/040/050/060 1952-	C 454	6 Pairs		2.2485/2.2490 57.112/57.125	2.3950/2.3955 60.833/60.846	1.189 30.20	0.0720 1.829
MB 705AM STD/010/020/030/040/050/060 1958-	M 504/1U M 504/1L	1 Pair	1	2.7485/2.7490 69.812/69.825	2.9165/2.9170 74.079/74.092	1.273 32.33	0.0828 2.103
	M 504/2	4 Pairs	2,3,5,6	2.7485/2.7490 69.812/69.825	2.9165/2.9170 74.079/74.092	0.936 23.77	0.0828 2.103
	M 504/3	2 Pairs	4,7	2.7485/2.7490 69.812/69.825	2.9165/2.9170 74.079/74.092	1.541 39.15	0.0828 2.103

Perkins				Perkins			
King Set No.	Part No.	Qty.	Position	Crankshaft Diameter	Housing Diameter	Length	Wall Thickness
TW 260AM STD/0.25	W 260D W 260E	2 Pairs		3.0450/3.0550 77.343/77.597	3.5520/3.5620 90.221/90.475	0.000 0.00	0.1220 3.099
17	4.300/A4.300 5.0Liter Diesel	4920 cc	114.30 X 120.65	4 cyl			17
	4.318.2 5.2Liter Diesel	5215 cc	114.31 X 127.00	4 cyl			
CR 468AM STD/010/020/030	C 468A C 468B	4 Pairs		2.7482/2.7490 69.804/69.825	2.9160/2.9170 74.066/74.092	1.378 35.00	0.0819 2.080
MB5575AM STD/010/020/030	M 727/3D M 727/3E	3 Pairs	1,3,5	2.9985/2.9990 76.162/76.175	3.1660/3.1670 80.416/80.442	1.445 36.70	0.0822 2.088
	M 727/1D M 727/1E	2 Pairs	2,4	2.9985/2.9990 76.162/76.175	3.1660/3.1670 80.416/80.442	1.254 31.85	0.0822 2.088
18	4.318 5.2Liter Diesel	5215 cc	114.31 X 127.00	4 cyl			18
CR 468AM STD/010/020/030	C 468A C 468B	4 Pairs		2.7482/2.7490 69.804/69.825	2.9160/2.9170 74.066/74.092	1.378 35.00	0.0819 2.080
MB 519AM STD/010/020/030/040/050/060/070/080	M 727/1E M 727/1D	4 Pairs	1,2,4,5	2.9985/2.9990 76.162/76.175	3.1660/3.1670 80.416/80.442	1.254 31.85	0.0822 2.088
	M 727/3E M 727/3D	1 Pair	3	2.9985/2.9990 76.162/76.175	3.1660/3.1670 80.416/80.442	1.445 36.70	0.0822 2.088
TW 208AM STD/0.10/0.20/0.25/0.75	W 208D W 208E	2 Pairs		3.4200/3.4300 86.868/87.122	4.0880/4.0980 103.835/104.089	0.000 0.00	0.0900 2.286
19	6.340 5.6Liter	5560 cc	101.05 X 114.30	6 cyl			19
	6.357/6.357.2 5.8Liter	5840 cc	104.14 X 114.30	6 cyl			
CR6681AM STD/010/020	C6681	6 Pairs		2.4778/2.4781 62.936/62.944	2.6247/2.6255 66.667/66.688	1.284 32.60	0.0723 1.836
MB7733AM STD/010/020/030	M7733/1U M7733/1L	5 Pairs		2.9990/2.9995 76.175/76.187	3.1725/3.1735 80.582/80.607	1.073 27.25	0.0854 2.169
	M7733/2U M7733/2L	2 Pairs		2.9990/2.9995 76.175/76.187	3.1725/3.1735 80.582/80.607	1.508 38.30	0.0854 2.169
20	6.354/6.354.2 5.8Liter Diesel Direct Injection	5800 cc	98.48 X 127.00	6 cyl			20
CR 673AM STD/010/020/030/040/050/060	C 673	6 Pairs		2.4990/2.4995 63.475/63.487	2.6460/2.6465 67.208/67.221	1.254 31.85	0.0725 1.842
MB 727AM STD/010/020/030/040/050/060	M 727/1E M 727/1D	6 Pairs	1,2,3,5, 6,7	2.9985/2.9990 76.162/76.175	3.1660/3.1670 80.416/80.442	1.254 31.85	0.0822 2.088
	M 727/3E M 727/3D	1 Pair	4	2.9985/2.9990 76.162/76.175	3.1660/3.1670 80.416/80.442	1.445 36.70	0.0822 2.088
TW 208AM STD/0.10/0.20/0.25/0.75	W 208D W 208E	2 Pairs		3.4200/3.4300 86.868/87.122	4.0880/4.0980 103.835/104.089	0.000 0.00	0.0900 2.286
21	T6.354 5.8Liter Diesel Turbocharged	5800 cc	98.48 X 127.00	6 cyl			21
CR 685AM STD/010/020/030	C 685 C 673	6 Pairs		2.4990/2.4995 63.475/63.487	2.6460/2.6465 67.208/67.221	1.254 31.85	0.0725 1.842
MB 727AM STD/010/020/030/040/050/060	M 727/1E M 727/1D	6 Pairs	1,2,3,5, 6,7	2.9985/2.9990 76.162/76.175	3.1660/3.1670 80.416/80.442	1.254 31.85	0.0822 2.088
	M 727/3E M 727/3D	1 Pair	4	2.9985/2.9990 76.162/76.175	3.1660/3.1670 80.416/80.442	1.445 36.70	0.0822 2.088
TW 208AM STD/0.10/0.20/0.25/0.75	W 208D W 208E	2 Pairs		3.4200/3.4300 86.868/87.122	4.0880/4.0980 103.835/104.089	0.000 0.00	0.0900 2.286

Perkins				Perkins			
King Set No.	Part No.	Qty.	Position	Crankshaft Diameter	Housing Diameter	Length	Wall Thickness
22	T6.354.3/4 5.8Liter Diesel Turbocharged			5800 cc 98.48 X 127.00	6 cyl		22
	6.354.4 5.8Liter Diesel			5800 cc 98.48 X 127.00	6 cyl		
	1006-6 6.0Liter			5985 cc 100.00 X 127.00	6 cyl		
	1006-6T 6.0Liter			5985 cc 100.00 X 127.00	6 cyl		
CR 673AM STD/010/020/030/040/050/060	C 673	6 Pairs		2.4990/2.4995 63.475/63.487	2.6460/2.6465 67.208/67.221	1.254 31.85	0.0725 1.842
CR 673CP STD/010/020/030/040	C 673	6 Pairs		2.4990/2.4995 63.475/63.487	2.6460/2.6465 67.208/67.221	1.254 31.85	0.0726 1.844
MB7002AM STD/010/020/030/040/050/060	M7002/1U M7002/1L	6 Pairs	1,2,3,5, 6,7	2.9984/2.9992 76.159/76.180	3.1660/3.1670 80.416/80.442	1.224 31.10	0.0822 2.088
	M7002/4U M7002/4L	1 Pair	4	2.9984/2.9992 76.159/76.180	3.1660/3.1670 80.416/80.442	1.439 36.55	0.0822 2.088
MB7003CP							
TW 208AM STD/0.10/0.20/0.25/0.75	W 208D W 208E	2 Pairs		3.4200/3.4300 86.868/87.122	4.0880/4.0980 103.835/104.089	0.000 0.00	0.0900 2.286
23	6.372.1 5.8Liter Diesel Turbocharged			5800 cc 100.97 X 127.00	6 cyl		23
	AT6.372 5.8Liter Diesel Turbocharged			5800 cc 100.97 X 127.00	6 cyl		
CR 673AM STD/010/020/030/040/050/060	C 673	6 Pairs		2.4990/2.4995 63.475/63.487	2.6460/2.6465 67.208/67.221	1.254 31.85	0.0725 1.842
MB 727AM STD/010/020/030/040/050/060	M 727/1E M 727/1D	6 Pairs	1,2,3,5, 6,7	2.9985/2.9990 76.162/76.175	3.1660/3.1670 80.416/80.442	1.254 31.85	0.0822 2.088
	M 727/3E M 727/3D	1 Pair	4	2.9985/2.9990 76.162/76.175	3.1660/3.1670 80.416/80.442	1.445 36.70	0.0822 2.088
TW 208AM STD/0.10/0.20/0.25/0.75	W 208D W 208E	2 Pairs		3.4200/3.4300 86.868/87.122	4.0880/4.0980 103.835/104.089	0.000 0.00	0.0900 2.286
24	6.358 5.8Liter			5840 cc 104.14 X 114.30	6 cyl		24
	CR6682AM STD/010/020	C6682	6 Pairs	2.4778/2.4781 62.936/62.944	2.6247/2.6255 66.667/66.688	1.112 28.25	
25	V8.510/AV8.510 8.4Liter Diesel Direct Injection			8360 cc 107.95 X 114.30	8 cyl		25
	CR 812AM STD/010/020	C 812	8 Pairs	3.2480/3.2485 82.499/82.512	3.4160/3.4170 86.766/86.792	1.254 31.85	
TW 245AM STD/0.10	W 245D W 245E	2 Pairs		2.8543/2.8642 72.499/72.751	3.3799/3.3898 85.849/86.101	0.000 0.00	0.1236 3.139

Engine Index: Peugeot

Engine-Code	Years	Cyl	CC	Line
108 (XV3, XV5), 108C (XV8) 1.0Liter SOHC/OHC, 8 Valves, Gasoline	10/1972 - 06/1988	4	954	1
CDY/CDZ (TU9M) 1.0Liter SOHC/OHC, 8 Valves, Gasoline	01/1987 - 09/1998	4	954	2
TU9 1.0Liter SOHC/OHC, 8 Valves, Gasoline	01/1987 - 03/2001	4	954	2
E1 1.1Liter OHV, 8 Valves, Gasoline	10/1985 - 09/1998	4	1118	3
XW3S, 109 (XW3) 1.1Liter SOHC/OHC, 8 Valves, Gasoline	10/1972 - 06/1988	4	1124	1
109F (XW7) 1.1Liter SOHC/OHC, 8 Valves, Gasoline	10/1972 - 06/1988	4	1124	1
109N (XW7), 121 (XW3S) 1.1Liter SOHC/OHC, 8 Valves, Gasoline	09/1973 - 09/1998	4	1124	1
HFX/Z (TU1JP) 1.1Liter SOHC/OHC, 8 Valves, Gasoline	04/1996 -	4	1124	5
H1B (TU1), HDY/Z (TU1M) 1.1Liter SOHC/OHC, 8 Valves, Gasoline	04/1996 - 08/2001	4	1124	4
HFX (TU1A) 1.1Liter SOHC/OHC, 8 Valves, Gasoline	01/2009 -	4	1124	4
XK5 1.1Liter SOHC/OHC, 8 Valves, Gasoline	10/1965 - 07/1990	4	1127	6
129 (XZ5) 1.2Liter SOHC/OHC, 8 Valves, Gasoline	10/1972 - 06/1988	4	1218	7
XL5 1.3Liter SOHC/OHC, 8 Valves, Gasoline	10/1969 - 09/1982	4	1290	6
G1A 1.3Liter SOHC/OHC, 8 Valves, Gasoline	02/1983 - 09/1998	4	1294	3
TU24, TU2J2 1.3Liter SOHC/OHC, 8 Valves, Gasoline	01/1987 - 09/1998	4	1294	4
150 (XY6B), 150 B/H(XY8), 150 D/G(XY7) 1.4Liter SOHC/OHC, 8 Valves,	10/1972 - 09/1998	4	1360	1
KFW (TU3A) 1.4Liter SOHC/OHC, 8 Valves, Gasoline	01/1987 - 04/2002	4	1360	4
KFU (ET3J4) 1.4Liter DOHC, 16 Valves, Gasoline	08/1998 -	4	1360	5
K1D (TU3A) 1.4Liter SOHC/OHC, 8 Valves, Gasoline	10/1985 - 08/2001	4	1361	4
K9Y (TUD3Y) 1.4Liter SOHC/OHC, 8 Valves, Diesel	08/1991 - 04/1996	4	1361	8
TU 3 JP 1.4Liter SOHC/OHC, 8 Valves, Gasoline	08/1998 -	4	1361	5
8HX (DV4TD) 1.4Liter SOHC/OHC, 8 Valves, Diesel Turbocharged	08/1998 -	4	1398	9
117 (XR5S) 1.5Liter SOHC/OHC, 8 Valves, Gasoline	11/1977 - 07/1990	4	1472	6
VJX/Y (TUD5) 1.6Liter SOHC/OHC, 8 Valves, Diesel	08/1991 - 03/2001	4	1527	10
149 (XID) 1.6Liter SOHC/OHC, 8 Valves, Diesel	11/1977 - 09/1982	4	1548	11
9HY/Z (DV6TED4), 9HX (DV6ATED4) 1.6Liter DOHC, 16 Valves, Diesel	04/1996 -	4	1560	12
9HV (DV6ATED4), 9HU (DV6UTED4) 1.6Liter DOHC, 16 Valves, Diesel	01/2007 -	4	1560	12
171 (XU5S) 1.6Liter SOHC/OHC, 8 Valves, Gasoline	10/1982 - 09/1998	4	1580	13
B1A (XU51C) 1.6Liter SOHC/OHC, 8 Valves, Gasoline	10/1982 - 09/1998	4	1580	13
180A (XU5J) 1.6Liter SOHC/OHC, 8 Valves, Gasoline	02/1983 - 09/1998	4	1580	13
BDZ (XU5M) 1.6Liter SOHC/OHC, 8 Valves, Gasoline	01/1987 - 09/1998	4	1580	13
BFZ (XU5JP) 1.6Liter SOHC/OHC, 8 Valves, Gasoline	08/1992 - 05/2004	4	1580	13
NFZ (TU5JP) 1.6Liter SOHC/OHC, 8 Valves, Gasoline	08/1991 - 04/2002	4	1587	14
NFU (TU5JP4) 1.6Liter DOHC, 16 Valves, Gasoline	04/1996 -	4	1587	14
5FR (EP6DT) 1.6 Liter, Turbo Intercooler		4	1598	15
5FT (EP6DT) 1.6 Liter, Turbo Intercooler		4	1598	15
5Fv (EP6DT) 1.6 Liter, Turbo Intercooler		4	1598	15
EP6DT 1.6 Liter, Turbo		4	1598	15
XC6 1.6Liter OHV, 8 Valves, Gasoline	04/1963 - 12/1971	4	1618	16
XC5P/XC7P 1.6Liter OHV, 8 Valves, Gasoline	08/1968 - 12/1989	4	1618	16
LFY (XU7JP4) 1.8Liter DOHC, 16 Valves, Gasoline	04/1993 - 10/2004	4	1761	17
LFZ (XU7JP) 1.8Liter SOHC/OHC, 8 Valves, Gasoline	08/1992 - 10/2004	4	1762	17
161A (XUD7) 1.8Liter SOHC/OHC, 8 Valves, Diesel	10/1982 - 09/1998	4	1769	18
A8A (XUD7TE) 1.8Liter 8 Valves, Diesel Turbocharged	01/1987 - 12/1993	4	1769	19
A8B (XUD7TE) 1.8Liter SOHC/OHC, 8 Valves, Diesel Turbocharged	01/1987 - 09/1998	4	1769	19
A9A (XUD7) 1.8Liter 8 Valves, Diesel	04/1993 - 08/2001	4	1769	18
KF5/6, XM7, XM7P 1.8Liter OHV, 8 Valves, Gasoline	07/1968 - 07/1986	4	1796	20
105C 1.8Liter SOHC/OHC, 8 Valves, Gasoline	05/1979 - 12/1993	4	1796	20
105, 169B 1.8Liter 8 Valves, Gasoline	05/1979 - 03/1994	4	1796	20
XDP85 1.8Liter OHV, 8 Valves, Diesel	01/1959 - 01/1967	4	1816	21
159 (XU9S) 1.9Liter SOHC/OHC, 8 Valves, Gasoline	10/1982 - 07/1990	4	1905	22
D9A (XUD9) 1.9Liter SOHC/OHC, 8 Valves, Diesel	10/1982 - 03/1994	4	1905	18
D6B (XU9JA) 1.9Liter SOHC/OHC, 8 Valves, Gasoline	02/1983 - 10/1987	4	1905	22
DDZ (XU9M) 1.9Liter SOHC/OHC, 8 Valves, Gasoline	10/1985 - 12/1993	4	1905	22
D6A (XU9J2) 1.9Liter SOHC/OHC, 8 Valves, Gasoline	01/1987 - 12/1993	4	1905	22
D6C (XU9J4) 1.9Liter DOHC, 16 Valves, Gasoline	01/1987 - 12/1993	4	1905	22
D2A (XU92C) 1.9Liter SOHC/OHC, 8 Valves, Gasoline	01/1987 - 09/1998	4	1905	22
DJY (XUD9A) 1.9Liter SOHC/OHC, 8 Valves, Diesel	01/1987 - 04/2002	4	1905	18
DHX/Y (XUD9TE) 1.9Liter SOHC/OHC, 8 Valves, Diesel Turbocharged	08/1992 - 10/2004	4	1905	19
D8B (XUD9TE) 1.9Liter SOHC/OHC, 8 Valves, Diesel Turbocharged	07/1995 -	4	1905	19
DHW (XUD9SD) 1.9Liter SOHC/OHC, 8 Valves, Diesel	10/1995 - 10/2004	4	1905	19
829 (ZEJ) 2.0Liter SOHC/OHC, 8 Valves, Gasoline	05/1979 - 12/1993	4	1995	23

Engine-Code	Years	Cyl	CC	Line
DW10TD 2.0Liter SOHC/OHC, 8 Valves, Diesel Turbocharged	04/1993 - 10/2004	4	1997	24
DW10ATED4 2.0Liter DOHC, 16 Valves, Diesel Turbocharged	06/1994 -	4	1997	24
DW10ATED 2.0Liter SOHC/OHC, 8 Valves, Diesel Turbocharged	06/1994 - 10/2004	4	1997	24
DW10BTED 2.0Liter SOHC/OHC, 8 Valves, Diesel Turbocharged	07/1995 -	4	1997	24
DW10BTED4 2.0Liter DOHC, 16 Valves, Diesel Turbocharged	01/2000 -	4	1997	24
DW10CTED 2.0Liter DOHC, 16 Valves, Diesel Turbocharged	06/2002 -	4	1997	24
PHZ (XUD11ATE) 2.1Liter SOHC/OHC, 12 Valves, Diesel Turbocharged	06/1989 - 09/1999	4	2088	25
P8C (XUD11BTE) 2.1Liter SOHC/OHC, 12 Valves, Diesel Turbocharged	06/1989 - 10/2004	4	2088	25
P9A (XUD11A) 2.1Liter SOHC/OHC, 12 Valves, Diesel	06/1989 - 09/1999	4	2138	25
851 (ZDJ) 2.2Liter SOHC/OHC, 8 Valves, Gasoline	05/1979 - 12/1993	4	2165	26
851B (ZDJL) 2.2Liter SOHC/OHC, 8 Valves, Gasoline	05/1979 - 12/1993	4	2165	26
134 (XD2) 2.3Liter OHV, 8 Valves, Diesel	07/1968 - 12/1989	4	2304	27
147 (XD2S) 2.3Liter OHV, 8 Valves, Diesel	08/1977 - 12/1993	4	2304	27
THX (DJ5TED) 2.5Liter SOHC/OHC, 8 Valves, Diesel Turbocharged	03/1994 - 04/2002	4	2446	30
T9A (DJ5) 2.5Liter SOHC/OHC, 8 Valves, Diesel	03/1994 - 04/2002	4	2446	29
T8A (DJ5T) 2.5Liter SOHC/OHC, 12 Valves, Diesel Turbocharged	03/1994 - 04/2002	4	2446	28
THY (DK5ATE) 2.5Liter SOHC/OHC, 12 Valves, Diesel Turbocharged	03/1994 - 04/2002	4	2446	28
152A (XD3T) 2.5Liter SOHC/OHC, 8 Valves, Diesel Turbocharged	08/1977 - 12/1993	4	2498	31
155 (XD3) 2.5Liter SOHC/OHC, 8 Valves, Diesel	05/1979 - 12/1993	4	2498	31
CRD93 (U25/661) 2.5Liter OHV, 8 Valves, Diesel	09/1981 - 03/1994	4	2498	32
XD3P 2.5Liter SOHC/OHC, 8 Valves, Diesel	12/1988 - 05/1997	4	2498	31
CRD93LS (U25/673) 2.5Liter OHV, 8 Valves, Diesel Turbocharged	09/1990 - 03/1994	4	2498	33
DT17ED4 2.7Liter 24 Valves, Diesel Turbocharged		6	2720	34
D17TED4 (UHZ) 2.7Liter 24 Valves, Diesel Turbocharged		6	2720	34
F1CE0481 3.0Liter 4 Valves, Diesel Turbocharged		4	2999	35









Peugeot				Peugeot			
King Set No.	Part No.	Qty.	Position	Crankshaft Diameter	Housing Diameter	Length	Wall Thickness
1	108 (XV3, XV5), 108C (XV8) 1.0Liter SOHC/OHC, 8 Valves, Gasoline	10/1972 - 06/1988	954 cc	70.00 X 62.00	4 cyl		1
	XW3S, 109 (XW3) 1.1Liter SOHC/OHC, 8 Valves, Gasoline	10/1972 - 06/1988	1124 cc	72.00 X 69.00	4 cyl		
	109N (XW7), 121 (XW3S) 1.1Liter SOHC/OHC, 8 Valves, Gasoline	09/1973 - 09/1998	1124 cc	72.00 X 69.00	4 cyl		
	109F (XW7) 1.1Liter SOHC/OHC, 8 Valves, Gasoline	10/1972 - 06/1988	1124 cc	72.00 X 69.00	4 cyl		
	150 (XY6B), 150 B/H(XY8), 150 D/G(XY7) 1.4Liter SOHC/OHC, 8 Valves, Gasoline	10/1972 - 09/1998	1360 cc	75.00 X 77.00	4 cyl		
CR4493AM STD/0.3/0.5/0.8/1.0	C4493	4 Pairs		1.7707/1.7713 44.976/44.991	1.9155/1.9162 48.654/48.671	0.777 19.74	0.0717 1.821
MB5508AM STD/0.3/0.5/0.8/1.0/1.25/1.5 1973-1985	M5508U M 576L	3 Pairs	1,3,5	1.9670/1.9677 49.962/49.980	2.1124/2.1131 53.655/53.673	0.680 17.27	0.0721 1.831
	M5508U	2 Pairs	2,4	1.9670/1.9677 49.962/49.980	2.1124/2.1131 53.655/53.673	0.680 17.27	0.0721 1.831
MB5569AM STD/0.3/0.5/0.8/1.0 1985- with 2 oil holes	M5569U	2 Pairs	2,4	1.9671/1.9678 49.964/49.982	2.1124/2.1131 53.655/53.673	0.680 17.26	0.0722 1.834
	M5569L	3 Pairs	1,3,5	1.9671/1.9678 49.964/49.982	2.1124/2.1131 53.655/53.673	0.680 17.26	0.0722 1.834
TW 132AM STD/0.10/0.15/0.20/0.25/0.30/0.5	W 132	1 Pair		2.1752/2.1850 55.250/55.499	2.8130/2.8228 71.450/71.699	0.000 0.00	0.0925 2.350









Peugeot

Peugeot

King Set No.		Part No.	Qty.	Position	Crankshaft Diameter	Housing Diameter	Length	Wall Thickness
CR4493XP STD/STDX/0.3/0.5 Optional to CR4493AM (Race bearings, Tri-metal [pMax Black])		C4493-PR	4 Pairs		1.7707/1.7713 44.976/44.991	1.9155/1.9162 48.654/48.671	0.777 19.74	0.0717 1.821
MB5729XP STD/0.3/0.5 Optional to MB5569AM (Race bearings, Tri-metal [pMax Black])		M5729/1-PR	2 Pairs		1.9670/1.9678 49.962/49.982	2.1146/2.1154 53.711/53.731	0.685 17.40	0.0730 1.854
		M5729/2-PR	3 Pairs		1.9670/1.9678 49.962/49.982	2.1146/2.1154 53.711/53.731	0.685 17.40	0.0730 1.854
2	TU9 1.0Liter SOHC/OHC, 8 Valves, Gasoline	01/1987 - 03/2001	954 cc	70.00 X 62.00	4 cyl			2
	CDY/CDZ (TU9M) 1.0Liter SOHC/OHC, 8 Valves, Gasoline	01/1987 - 09/1998	954 cc	70.00 X 62.00	4 cyl			
CR4128AM STD/0.3/0.5/1.0 07/1989-		C4128	4 Pairs		1.4957/1.4964 37.991/38.009	1.6192/1.6198 41.128/41.143	0.638 16.20	0.0610 1.549
MB5569AM STD/0.3/0.5/0.8/1.0 with 2 oil holes		M5569U	2 Pairs	2,4	1.9671/1.9678 49.964/49.982	2.1124/2.1131 53.655/53.673	0.680 17.26	0.0722 1.834
		M5569L	3 Pairs	1,3,5	1.9671/1.9678 49.964/49.982	2.1124/2.1131 53.655/53.673	0.680 17.26	0.0722 1.834
TW 132AM STD/0.10/0.15/0.20/0.25/0.30/0.5		W 132	1 Pair		2.1752/2.1850 55.250/55.499	2.8130/2.8228 71.450/71.699	0.000 0.00	0.0925 2.350
MB5729XP STD/0.3/0.5 Optional to MB5569AM (Race bearings, Tri-metal [pMax Black])		M5729/1-PR	2 Pairs		1.9670/1.9678 49.962/49.982	2.1146/2.1154 53.711/53.731	0.685 17.40	0.0730 1.854
		M5729/2-PR	3 Pairs		1.9670/1.9678 49.962/49.982	2.1146/2.1154 53.711/53.731	0.685 17.40	0.0730 1.854
3	E1 1.1Liter OHV, 8 Valves, Gasoline	10/1985 - 09/1998	1118 cc	74.00 X 65.00	4 cyl			3
	G1A 1.3Liter SOHC/OHC, 8 Valves, Gasoline	02/1983 - 09/1998	1294 cc	76.70 X 70.00	4 cyl			
CR4432AM STD/0.25/0.5/0.75/1.0/1.25/1.5		C4432	4 Pairs		1.6126/1.6129 40.960/40.968	1.7325/1.7328 44.006/44.013	0.756 19.20	0.0594 1.509
MB 537AM STD/0.25/0.5/0.75/1.25		M 537/1U M 537/1L	2 Pairs	1,5	2.0459/2.0463 51.966/51.976	2.2000/2.2005 55.880/55.893	0.734 18.64	0.0758 1.925
		M 537/1U	2 Pairs	2,4	2.0459/2.0463 51.966/51.976	2.2000/2.2005 55.880/55.893	0.734 18.64	0.0758 1.925
		M 537/3U M 537/3L	1 Pair	3	2.0459/2.0463 51.966/51.976	2.2000/2.2005 55.880/55.893	0.971 24.66	0.0758 1.925
4	H1B (TU1), HDY/Z (TU1M) 1.1Liter SOHC/OHC, 8 Valves, Gasoline	04/1996 - 08/2001	1124 cc	72.00 X 69.00	4 cyl			4
	HFX (TU1A) 1.1Liter SOHC/OHC, 8 Valves, Gasoline	01/2009 -	1124 cc	72.00 X 69.00	4 cyl			
	TU24, TU2J2 1.3Liter SOHC/OHC, 8 Valves, Gasoline	01/1987 - 09/1998	1294 cc	75.00 X 73.20	4 cyl			
	KFW (TU3A) 1.4Liter SOHC/OHC, 8 Valves, Gasoline	01/1987 - 04/2002	1360 cc	75.00 X 77.00	4 cyl			
	K1D (TU3A) 1.4Liter SOHC/OHC, 8 Valves, Gasoline	10/1985 - 08/2001	1361 cc	75.00 X 77.00	4 cyl			
CR4493AM STD/0.3/0.5/0.8/1.0		C4493	4 Pairs		1.7707/1.7713 44.976/44.991	1.9155/1.9162 48.654/48.671	0.777 19.74	0.0717 1.821
MB5569AM STD/0.3/0.5/0.8/1.0 with 2 oil holes		M5569U	2 Pairs	2,4	1.9671/1.9678 49.964/49.982	2.1124/2.1131 53.655/53.673	0.680 17.26	0.0722 1.834
		M5569L	3 Pairs	1,3,5	1.9671/1.9678 49.964/49.982	2.1124/2.1131 53.655/53.673	0.680 17.26	0.0722 1.834

Peugeot				Peugeot			
King Set No.	Part No.	Qty.	Position	Crankshaft Diameter	Housing Diameter	Length	Wall Thickness
TW 132AM STD/0.10/0.15/0.20/0.25/0.30/0.5	W 132	1 Pair		2.1752/2.1850 55.250/55.499	2.8130/2.8228 71.450/71.699	0.000 0.00	0.0925 2.350
CR4493XP STD/STDX/0.3/0.5 Optional to CR4493AM (Race bearings, Tri-metal [pMax Black])	C4493-PR	4 Pairs		1.7707/1.7713 44.976/44.991	1.9155/1.9162 48.654/48.671	0.777 19.74	0.0717 1.821
MB5729XP STD/0.3/0.5 Optional to MB5569AM (Race bearings, Tri-metal [pMax Black])	M5729/1-PR	2 Pairs		1.9670/1.9678 49.962/49.982	2.1146/2.1154 53.711/53.731	0.685 17.40	0.0730 1.854
	M5729/2-PR	3 Pairs		1.9670/1.9678 49.962/49.982	2.1146/2.1154 53.711/53.731	0.685 17.40	0.0730 1.854
5	HFX/Z (TU1JP) 1.1Liter SOHC/OHC, 8 Valves, Gasoline	04/1996 -	1124 cc	72.00 X 69.00	4 cyl		5
	KFU (ET3J4) 1.4Liter DOHC, 16 Valves, Gasoline	08/1998 -	1360 cc	75.00 X 77.00	4 cyl		
	TU 3 JP 1.4Liter SOHC/OHC, 8 Valves, Gasoline	08/1998 -	1361 cc	75.00 X 77.00	4 cyl		
CR4516SI STD/0.3/0.5/0.8	C4516U C4493	4 Pairs		1.7707/1.7713 44.976/44.991	1.9155/1.9162 48.654/48.671	0.777 19.74	0.0717 1.821
MB5569AM STD/0.3/0.5/0.8/1.0 with 2 oil holes	M5569U	2 Pairs	2,4	1.9671/1.9678 49.964/49.982	2.1124/2.1131 53.655/53.673	0.680 17.26	0.0722 1.834
	M5569L	3 Pairs	1,3,5	1.9671/1.9678 49.964/49.982	2.1124/2.1131 53.655/53.673	0.680 17.26	0.0722 1.834
TW 132AM STD/0.10/0.15/0.20/0.25/0.30/0.5	W 132	1 Pair		2.1752/2.1850 55.250/55.499	2.8130/2.8228 71.450/71.699	0.000 0.00	0.0925 2.350
MB5729XP STD/0.3/0.5 Optional to MB5569AM (Race bearings, Tri-metal [pMax Black])	M5729/1-PR	2 Pairs		1.9670/1.9678 49.962/49.982	2.1146/2.1154 53.711/53.731	0.685 17.40	0.0730 1.854
	M5729/2-PR	3 Pairs		1.9670/1.9678 49.962/49.982	2.1146/2.1154 53.711/53.731	0.685 17.40	0.0730 1.854
6	XK5 1.1Liter SOHC/OHC, 8 Valves, Gasoline	10/1965 - 07/1990	1127 cc	78.00 X 59.00	4 cyl		6
	XL5 1.3Liter SOHC/OHC, 8 Valves, Gasoline	10/1969 - 09/1982	1290 cc	78.00 X 67.50	4 cyl		
	117 (XR5S) 1.5Liter SOHC/OHC, 8 Valves, Gasoline	11/1977 - 07/1990	1472 cc	78.00 X 77.00	4 cyl		
CR4493AM STD/0.3/0.5/0.8/1.0	C4493	4 Pairs		1.7707/1.7713 44.976/44.991	1.9155/1.9162 48.654/48.671	0.777 19.74	0.0717 1.821
MB 531AM STD/0.3/0.5/0.8/1.0	M 531U M 531L	5 Pairs		2.0877/2.0884 53.028/53.045	2.2371/2.2378 56.822/56.840	0.759 19.27	0.0741 1.882
MB 590AM STD/0.3/0.5/0.8/1.0 Lug on left edge	M 531U M 590L	5 Pairs		2.0877/2.0884 53.028/53.045	2.2371/2.2378 56.822/56.840	0.759 19.27	0.0741 1.882
CR4493XP STD/STDX/0.3/0.5 Optional to CR4493AM (Race bearings, Tri-metal [pMax Black])	C4493-PR	4 Pairs		1.7707/1.7713 44.976/44.991	1.9155/1.9162 48.654/48.671	0.777 19.74	0.0717 1.821
7	129 (XZ5) 1.2Liter SOHC/OHC, 8 Valves, Gasoline	10/1972 - 06/1988	1218 cc	75.00 X 69.00	4 cyl		7
	CR4493AM STD/0.3/0.5/0.8/1.0	C4493	4 Pairs		1.7707/1.7713 44.976/44.991	1.9155/1.9162 48.654/48.671	
MB5508AM STD/0.3/0.5/0.8/1.0/1.25/1.5	M5508U M 576L	3 Pairs	1,3,5	1.9670/1.9677 49.962/49.980	2.1124/2.1131 53.655/53.673	0.680 17.27	0.0721 1.831
	M5508U	2 Pairs	2,4	1.9670/1.9677 49.962/49.980	2.1124/2.1131 53.655/53.673	0.680 17.27	0.0721 1.831

Peugeot				Peugeot			
							
King Set No.	Part No.	Qty.	Position	Crankshaft Diameter	Housing Diameter	Length	Wall Thickness
TW 132AM STD/0.10/0.15/0.20/0.25/0.30/0.5	W 132	1 Pair		2.1752/2.1850 55.250/55.499	2.8130/2.8228 71.450/71.699	0.000 0.00	0.0925 2.350
CR4493XP STD/STDX/0.3/0.5 Optional to CR4493AM (Race bearings, Tri-metal [pMax Black])	C4493-PR	4 Pairs		1.7707/1.7713 44.976/44.991	1.9155/1.9162 48.654/48.671	0.777 19.74	0.0717 1.821
8	K9Y (TUD3Y) 1.4Liter SOHC/OHC, 8 Valves, Diesel	08/1991 - 04/1996	1361 cc	75.00 X 77.00	4 cyl		8
CR4198AM STD/0.3/0.5/0.8	C4198	4 Pairs		1.7707/1.7713 44.976/44.991	1.9155/1.9162 48.654/48.671	0.776 19.70	0.0717 1.821
MB5569AM STD/0.3/0.5/0.8/1.0 with 2 oil holes	M5569U	2 Pairs	2,4	1.9671/1.9678 49.964/49.982	2.1124/2.1131 53.655/53.673	0.680 17.26	0.0722 1.834
	M5569L	3 Pairs	1,3,5	1.9671/1.9678 49.964/49.982	2.1124/2.1131 53.655/53.673	0.680 17.26	0.0722 1.834
TW 132AM STD/0.10/0.15/0.20/0.25/0.30/0.5	W 132	1 Pair		2.1752/2.1850 55.250/55.499	2.8130/2.8228 71.450/71.699	0.000 0.00	0.0925 2.350
MB5729XP STD/0.3/0.5 Optional to MB5569AM (Race bearings, Tri-metal [pMax Black])	M5729/1-PR	2 Pairs		1.9670/1.9678 49.962/49.982	2.1146/2.1154 53.711/53.731	0.685 17.40	0.0730 1.854
	M5729/2-PR	3 Pairs		1.9670/1.9678 49.962/49.982	2.1146/2.1154 53.711/53.731	0.685 17.40	0.0730 1.854
9	8HX (DV4TD) 1.4Liter SOHC/OHC, 8 Valves, Diesel Turbocharged	08/1998 -	1398 cc	73.70 X 82.00	4 cyl		9
CR4353XA STD/0.3/0.5/0.8/1.0	C4353U C4353	4 Pairs		1.7706/1.7712 44.973/44.988	1.9168/1.9174 48.687/48.702	0.669 17.00	0.0719 1.826
MB5399SI STD/0.3/0.5/0.8/1.0	M5399U	5 Halves		1.9670/1.9678 49.962/49.982	2.1124/2.1131 53.655/53.673	0.784 19.90	0.0724 1.839
	M5399L	5 Halves		1.9670/1.9678 49.962/49.982	2.1124/2.1131 53.655/53.673	0.805 20.45	0.0719 1.826
TW 179AM STD/0.10/0.15/0.25	W 179	1 Pair		2.1732/2.1843 55.199/55.481	2.8091/2.8228 71.351/71.699	0.000 0.00	0.0960 2.438
10	VJX/Y (TUD5) 1.6Liter SOHC/OHC, 8 Valves, Diesel	08/1991 - 03/2001	1527 cc	77.00 X 83.00	4 cyl		10
CR4236AM STD/0.3/0.5/0.8/1.0	C4236	4 Pairs		1.7707/1.7713 44.976/44.991	1.9156/1.9162 48.656/48.671	0.693 17.60	0.0717 1.821
MB5262AM STD/0.3/0.5/0.8/1.0	M5262/1	3 Pairs	1,3,5	1.9671/1.9679 49.964/49.985	2.1146/2.1154 53.711/53.731	0.681 17.29	0.0729 1.852
	M5262/2	2 Pairs	2,4	1.9671/1.9679 49.964/49.985	2.1146/2.1154 53.711/53.731	0.681 17.29	0.0729 1.852
TW 132AM STD/0.10/0.15/0.20/0.25/0.30/0.5	W 132	1 Pair		2.1752/2.1850 55.250/55.499	2.8130/2.8228 71.450/71.699	0.000 0.00	0.0925 2.350
11	149 (XID) 1.6Liter SOHC/OHC, 8 Valves, Diesel	11/1977 - 09/1982	1548 cc	80.00 X 77.00	4 cyl		11
MB 531AM STD/0.3/0.5/0.8/1.0	M 531U M 531L	5 Pairs		2.0877/2.0884 53.028/53.045	2.2371/2.2378 56.822/56.840	0.759 19.27	0.0741 1.882
MB 590AM STD/0.3/0.5/0.8/1.0 Lug on left edge	M 531U M 590L	5 Pairs		2.0877/2.0884 53.028/53.045	2.2371/2.2378 56.822/56.840	0.759 19.27	0.0741 1.882
12	9HY/Z (DV6TED4), 9HX (DV6ATED4) 1.6Liter DOHC, 16 Valves, Diesel Turbocharged	04/1996 -	1560 cc	75.00 X 88.30	4 cyl		12
	9HV (DV6ATED4), 9HU (DV6UTED4) 1.6Liter DOHC, 16 Valves, Diesel Turbocharged	01/2007 -	1560 cc	75.00 X 88.30	4 cyl		

Peugeot				Peugeot			
							
King Set No.	Part No.	Qty.	Position	Crankshaft Diameter	Housing Diameter	Length	Wall Thickness
CR4503SX STD/0.3/0.5/0.8	C4503	4 Pairs		1.8494/1.8500 46.975/46.990	1.9943/1.9950 50.655/50.673	0.669 17.00	0.0716 1.819
MB5399SI STD/0.3/0.5/0.8/1.0	M5399U	5 Halves		1.9670/1.9678 49.962/49.982	2.1124/2.1131 53.655/53.673	0.784 19.90	0.0724 1.839
	M5399L	5 Halves		1.9670/1.9678 49.962/49.982	2.1124/2.1131 53.655/53.673	0.805 20.45	0.0719 1.826
TW 179AM STD/0.10/0.15/0.25	W 179	1 Pair		2.1732/2.1843 55.199/55.481	2.8091/2.8228 71.351/71.699	0.000 0.00	0.0960 2.438
13	180A (XU5J) 1.6Liter SOHC/OHC, 8 Valves, Gasoline	02/1983 - 09/1998	1580 cc	83.00 X 73.00	4 cyl		13
	171 (XU5S) 1.6Liter SOHC/OHC, 8 Valves, Gasoline	10/1982 - 09/1998	1580 cc	83.00 X 73.00	4 cyl		
	B1A (XU51C) 1.6Liter SOHC/OHC, 8 Valves, Gasoline	10/1982 - 09/1998	1580 cc	83.00 X 73.00	4 cyl		
	BFZ (XU5JP) 1.6Liter SOHC/OHC, 8 Valves, Gasoline	08/1992 - 05/2004	1580 cc	83.00 X 73.00	4 cyl		
	BDZ (XU5M) 1.6Liter SOHC/OHC, 8 Valves, Gasoline	01/1987 - 09/1998	1580 cc	83.00 X 73.00	4 cyl		
CR4001AM STD/0.3/0.5/0.8/1.0/1.25/1.5	C4001	4 Pairs		1.7707/1.7713 44.976/44.991	1.9155/1.9162 48.654/48.671	0.797 20.23	0.0717 1.821
MB5182AM STD/0.3/0.5/0.8/1.0	M5536D M5536E	5 Pairs		2.3618/2.3622 59.990/60.000	2.5086/2.5089 63.718/63.726	0.798 20.27	0.0726 1.844
TW 246AM STD/0.10/0.20/0.25/0.30/0.50	W 246D W 246E	2 Pairs		2.6398/2.6496 67.051/67.300	3.2697/3.2795 83.050/83.299	0.000 0.00	0.0917 2.329
14	NFU (TU5JP4) 1.6Liter DOHC, 16 Valves, Gasoline	04/1996 -	1587 cc	78.50 X 82.00	4 cyl		14
	NFZ (TU5JP) 1.6Liter SOHC/OHC, 8 Valves, Gasoline	08/1991 - 04/2002	1587 cc	78.50 X 82.00	4 cyl		
CR4493AM STD/0.3/0.5/0.8/1.0	C4493	4 Pairs		1.7707/1.7713 44.976/44.991	1.9155/1.9162 48.654/48.671	0.777 19.74	0.0717 1.821
MB5262AM STD/0.3/0.5/0.8/1.0	M5262/1	3 Pairs	1,3,5	1.9671/1.9679 49.964/49.985	2.1146/2.1154 53.711/53.731	0.681 17.29	0.0729 1.852
	M5262/2	2 Pairs	2,4	1.9671/1.9679 49.964/49.985	2.1146/2.1154 53.711/53.731	0.681 17.29	0.0729 1.852
TW 132AM STD/0.10/0.15/0.20/0.25/0.30/0.5	W 132	1 Pair		2.1752/2.1850 55.250/55.499	2.8130/2.8228 71.450/71.699	0.000 0.00	0.0925 2.350
CR4493XP STD/STDX/0.3/0.5 Optional to CR4493AM (Race bearings, Tri-metal [pMax Black])	C4493-PR	4 Pairs		1.7707/1.7713 44.976/44.991	1.9155/1.9162 48.654/48.671	0.777 19.74	0.0717 1.821
15	5FR (EP6DT) 1.6 Liter, Turbo Intercooler		1598 cc	77.00 X 85.80	4 cyl		15
	5FT (EP6DT) 1.6 Liter, Turbo Intercooler		1598 cc	77.00 X 85.50	4 cyl		
	5Fv (EP6DT) 1.6 Liter, Turbo Intercooler		1598 cc	77.00 X 85.50	4 cyl		
	EP6DT 1.6 Liter, Turbo		1598 cc	77.00 X 85.50	4 cyl		
CR 460SV STD/0.25/0.5 Sputter replacment	C1266U C1266L	4 Pairs		2.0023/2.0031 50.858/50.879	2.1142/2.1146 53.701/53.711	0.803 20.40	0.0553 1.405
TW 296AM STD/0.3	W 296D W 296E	2 Pairs		2.6398/2.6496 67.051/67.300	3.2697/3.2795 83.050/83.299	0.000 0.00	0.0724 1.839









Peugeot				Peugeot			
King Set No.	Part No.	Qty.	Position	Crankshaft Diameter	Housing Diameter	Length	Wall Thickness
16	XC5P/XC7P 1.6Liter OHV, 8 Valves, Gasoline	08/1968 - 12/1989	1618 cc	84.00 X 73.00	4 cyl		16
	XC6 1.6Liter OHV, 8 Valves, Gasoline	04/1963 - 12/1971	1618 cc	84.00 X 73.00	4 cyl		
CR 422AM STD/0.3/0.5/0.8/1.0/1.25/1.5	C 422	4 Pairs		1.9675/1.9681 49.975/49.990	2.1124/2.1131 53.655/53.673	0.919 23.35	0.0717 1.821
MB 542AM STD/0.3/0.5/0.8/1.0/1.25/1.5	M 101/1U	1 Pair	1	2.3384/2.3390 59.395/59.411	2.4892/2.4900 63.226/63.246	1.160 29.46	0.0746 1.895
	M 102/2L	1 Pair	2	2.3050/2.3060 58.547/58.572	2.4561/2.4568 62.385/62.403	0.845 21.46	0.0746 1.895
	M 103/3U	1 Pair	3	2.2509/2.2515 57.173/57.188	2.4016/2.4023 61.001/61.018	1.160 29.46	0.0746 1.895
	M 104/4L	1 Pair	4	2.1102/2.2112 53.599/56.164	2.3613/2.3620 59.977/59.995	0.845 21.46	0.0746 1.895
	M 105/5U	1 Pair	5	2.1616/2.1622 54.905/54.920	2.3122/2.3130 58.730/58.750	1.155 29.33	0.0746 1.895
TW 212AM STD/0.25/0.5	W 212D W 212E	2 Pairs		2.4173/2.4272 61.399/61.651	2.8563/2.8661 72.550/72.799	0.000 0.00	0.0929 2.360
17	LFY (XU7JP4) 1.8Liter DOHC, 16 Valves, Gasoline	04/1993 - 10/2004	1761 cc	83.00 X 81.40	4 cyl		17
	LFZ (XU7JP) 1.8Liter SOHC/OHC, 8 Valves, Gasoline	08/1992 - 10/2004	1762 cc	83.00 X 81.40	4 cyl		
CR4308AM STD/0.3/0.5/0.8/1.0	C4308	4 Pairs		1.7707/1.7713 44.976/44.991	1.9155/1.9162 48.654/48.671	0.894 22.70	0.0718 1.824
MB5182AM STD/0.3/0.5/0.8/1.0	M5536D M5536E	5 Pairs		2.3618/2.3622 59.990/60.000	2.5086/2.5089 63.718/63.726	0.798 20.27	0.0726 1.844
TW 246AM STD/0.10/0.20/0.25/0.30/0.50	W 246D W 246E	2 Pairs		2.6398/2.6496 67.051/67.300	3.2697/3.2795 83.050/83.299	0.000 0.00	0.0917 2.329
CR4603XP STD/0.3 Optional to CR4308AM (Race bearings, Tri-metal [pMax Black])	C4603-PR	4 Pairs		1.7707/1.7713 44.976/44.991	1.9156/1.9162 48.656/48.671	0.890 22.60	0.0717 1.821
18	161A (XUD7) 1.8Liter SOHC/OHC, 8 Valves, Diesel	10/1982 - 09/1998	1769 cc	80.00 X 88.00	4 cyl		18
	A9A (XUD7) 1.8Liter 8 Valves, Diesel	04/1993 - 08/2001	1769 cc	80.00 X 88.00	4 cyl		
	D9A (XUD9) 1.9Liter SOHC/OHC, 8 Valves, Diesel	10/1982 - 03/1994	1905 cc	83.00 X 88.00	4 cyl		
	DJY (XUD9A) 1.9Liter SOHC/OHC, 8 Valves, Diesel	01/1987 - 04/2002	1905 cc	83.00 X 88.00	4 cyl		
CR4075AM STD/0.3/0.5/0.8/1.0	C4075	4 Pairs		1.9679/1.9685 49.985/50.000	2.1140/2.1145 53.696/53.708	0.789 20.03	0.0721 1.831
MB5129AM STD/0.3/0.5/0.8/1.0	M5129U M5129L	5 Pairs		2.3614/2.3622 59.980/60.000	2.5091/2.5098 63.731/63.749	0.768 19.50	0.0727 1.847
TW 246AM STD/0.10/0.20/0.25/0.30/0.50	W 246D W 246E	2 Pairs		2.6398/2.6496 67.051/67.300	3.2697/3.2795 83.050/83.299	0.000 0.00	0.0917 2.329
19	A8A (XUD7TE) 1.8Liter 8 Valves, Diesel Turbocharged	01/1987 - 12/1993	1769 cc	80.00 X 88.00	4 cyl		19
	A8B (XUD7TE) 1.8Liter SOHC/OHC, 8 Valves, Diesel Turbocharged	01/1987 - 09/1998	1769 cc	80.00 X 88.00	4 cyl		
	D8B (XUD9TE) 1.9Liter SOHC/OHC, 8 Valves, Diesel Turbocharged	07/1995 -	1905 cc	83.00 X 88.00	4 cyl		

Peugeot				Peugeot			
King Set No.	Part No.	Qty.	Position	Crankshaft Diameter	Housing Diameter	Length	Wall Thickness
DHW (XUD9SD) 1.9Liter SOHC/OHC, 8 Valves, Diesel	10/1995 - 10/2004	1905 cc	83.00 X 88.00	4 cyl			
DHX/Y (XUD9TE) 1.9Liter SOHC/OHC, 8 Valves, Diesel Turbocharged	08/1992 - 10/2004	1905 cc	83.00 X 88.00	4 cyl			
CR4467CP STD/0.3/0.5/0.8	C4217L	4 Pairs		1.9679/1.9685 49.985/50.000	2.1140/2.1145 53.696/53.708	0.787 20.00	0.0724 1.839
MB5129AM STD/0.3/0.5/0.8/1.0	M5129U M5129L	5 Pairs		2.3614/2.3622 59.980/60.000	2.5091/2.5098 63.731/63.749	0.768 19.50	0.0727 1.847
TW 246AM STD/0.10/0.20/0.25/0.30/0.50	W 246D W 246E	2 Pairs		2.6398/2.6496 67.051/67.300	3.2697/3.2795 83.050/83.299	0.000 0.00	0.0917 2.329
20	105C 1.8Liter SOHC/OHC, 8 Valves, Gasoline	05/1979 - 12/1993	1796 cc	84.00 X 81.00	4 cyl		20
	KF5/6, XM7, XM7P 1.8Liter OHV, 8 Valves, Gasoline	07/1968 - 07/1986	1796 cc	84.00 X 81.00	4 cyl		
	105, 169B 1.8Liter 8 Valves, Gasoline	05/1979 - 03/1994	1796 cc	84.00 X 81.00	4 cyl		
CR 422AM STD/0.3/0.5/0.8/1.0/1.25/1.5	C 422	4 Pairs		1.9675/1.9681 49.975/49.990	2.1124/2.1131 53.655/53.673	0.919 23.35	0.0717 1.821
MB 522AM STD/0.3/0.5/0.8/1.0/1.25/1.5	M 101/1U M 101/1L	1 Pair	1	2.3384/2.3390 59.395/59.411	2.4892/2.4900 63.226/63.246	1.160 29.46	0.0746 1.895
	M 102/2U M 102/2L	1 Pair	2	2.3050/2.3060 58.547/58.572	2.4560/2.4568 62.382/62.403	0.845 21.46	0.0746 1.895
	M 103/3U M 103/3L	1 Pair	3	2.2509/2.2515 57.173/57.188	2.4016/2.4023 61.001/61.018	1.160 29.46	0.0746 1.895
	M 104/4U M 104/4L	1 Pair	4	2.1102/2.2112 53.599/56.164	2.3613/2.3620 59.977/59.995	0.845 21.46	0.0746 1.895
	M 105/5U M 105/5L	1 Pair	5	2.1616/2.1622 54.905/54.920	2.3122/2.3130 58.730/58.750	1.155 29.33	0.0746 1.895
TW 212AM STD/0.25/0.5	W 212D W 212E	2 Pairs		2.4173/2.4272 61.399/61.651	2.8563/2.8661 72.550/72.799	0.000 0.00	0.0929 2.360
21	XDP85 1.8Liter OHV, 8 Valves, Diesel	01/1959 - 01/1967	1816 cc	85.00 X 80.00	4 cyl		21
CR4410AM STD/0.3/0.5/0.8/1.0/1.3	C4410	4 Pairs		1.9680/1.9685 49.987/50.000	2.1140/2.1145 53.696/53.708	1.141 28.98	0.0717 1.821
MB 541AM STD/0.3/0.5/0.8	M 541/1U M 541/1L	3 Pairs	1,3,5	2.1651/2.1657 54.994/55.009	2.3122/2.3130 58.730/58.750	1.180 29.97	0.0722 1.834
	M 541/2U M 541/2L	2 Pairs	2,4	2.1651/2.1657 54.994/55.009	2.3122/2.3130 58.730/58.750	0.865 21.97	0.0722 1.834
22	D6C (XU9J4) 1.9Liter DOHC, 16 Valves, Gasoline	01/1987 - 12/1993	1905 cc	83.00 X 88.00	4 cyl		22
	D2A (XU92C) 1.9Liter SOHC/OHC, 8 Valves, Gasoline	01/1987 - 09/1998	1905 cc	83.00 X 88.00	4 cyl		
	DDZ (XU9M) 1.9Liter SOHC/OHC, 8 Valves, Gasoline	10/1985 - 12/1993	1905 cc	83.00 X 88.00	4 cyl		
	D6B (XU9JA) 1.9Liter SOHC/OHC, 8 Valves, Gasoline	02/1983 - 10/1987	1905 cc	83.00 X 88.00	4 cyl		
	159 (XU9S) 1.9Liter SOHC/OHC, 8 Valves, Gasoline	10/1982 - 07/1990	1905 cc	83.00 X 88.00	4 cyl		
	D6A (XU9J2) 1.9Liter SOHC/OHC, 8 Valves, Gasoline	01/1987 - 12/1993	1905 cc	83.00 X 88.00	4 cyl		
CR4127AM STD/0.3/0.5/0.8/1.0	C4127	4 Pairs		1.9679/1.9685 49.985/50.000	2.1140/2.1145 53.696/53.708	0.796 20.22	0.0723 1.836

Peugeot

Peugeot

King Set No.	Part No.	Qty.	Position	Crankshaft Diameter	Housing Diameter	Length	Wall Thickness
MB5182AM STD/0.3/0.5/0.8/1.0	M5536D M5536E	5 Pairs		2.3618/2.3622 59.990/60.000	2.5086/2.5089 63.718/63.726	0.798 20.27	0.0726 1.844
TW 246AM STD/0.10/0.20/0.25/0.30/0.50	W 246D W 246E	2 Pairs		2.6398/2.6496 67.051/67.300	3.2697/3.2795 83.050/83.299	0.000 0.00	0.0917 2.329
CR4602XP STD/0.25 Optional to CR4127AM (Race bearings, Tri-metal [pMax Black])	C4602-PR	4 Pairs		1.9679/1.9685 49.985/50.000	2.1140/2.1145 53.696/53.708	0.795 20.20	0.0722 1.834
23	829 (ZEJ) 2.0Liter SOHC/OHC, 8 Valves, Gasoline	05/1979 - 12/1993	1995 cc	88.00 X 82.00	4 cyl		23
CR4015AM STD/0.25/0.5/0.75/1.0/1.25	C4015U C4015L	4 Pairs		2.0578/2.0585 52.268/52.286	2.2047/2.2055 55.999/56.020	0.737 18.72	0.0727 1.847
MB5544AM STD/0.25/0.5/0.75/1.0/1.5 360 degree oil groove	M5544	5 Pairs		2.4753/2.4761 62.873/62.893	2.6247/2.6255 66.667/66.688	0.924 23.47	0.0742 1.885
TW 135AM STD/0.5	W 135	1 Pair		2.8031/2.8130 71.199/71.450	3.4583/3.4681 87.841/88.090	0.000 0.00	0.1102 2.799
24	DW10TD 2.0Liter SOHC/OHC, 8 Valves, Diesel Turbocharged	04/1993 - 10/2004	1997 cc	85.00 X 88.00	4 cyl		24
	DW10ATED 2.0Liter SOHC/OHC, 8 Valves, Diesel Turbocharged	06/1994 - 10/2004	1997 cc	85.00 X 88.00	4 cyl		
	DW10BTED4 2.0Liter DOHC, 16 Valves, Diesel Turbocharged	01/2000 -	1997 cc	85.00 X 88.00	4 cyl		
	DW10CTED 2.0Liter DOHC, 16 Valves, Diesel Turbocharged	06/2002 -	1997 cc	85.00 X 88.00	4 cyl		
	DW10BTED 2.0Liter SOHC/OHC, 8 Valves, Diesel Turbocharged	07/1995 -	1997 cc	85.00 X 88.00	4 cyl		
	DW10ATED4 2.0Liter DOHC, 16 Valves, Diesel Turbocharged	06/1994 -	1997 cc	85.00 X 88.00	4 cyl		
MB5129AM STD/0.3/0.5/0.8/1.0	M5129U M5129L	5 Pairs		2.3614/2.3622 59.980/60.000	2.5091/2.5098 63.731/63.749	0.768 19.50	0.0727 1.847
TW 246AM STD/0.10/0.20/0.25/0.30/0.50	W 246D W 246E	2 Pairs		2.6398/2.6496 67.051/67.300	3.2697/3.2795 83.050/83.299	0.000 0.00	0.0917 2.329
25	P8C (XUD11BTE) 2.1Liter SOHC/OHC, 12 Valves, Diesel Turbocharged	06/1989 - 10/2004	2088 cc	85.00 X 92.00	4 cyl		25
	PHZ (XUD11ATE) 2.1Liter SOHC/OHC, 12 Valves, Diesel Turbocharged	06/1989 - 09/1999	2088 cc	85.00 X 92.00	4 cyl		
	P9A (XUD11A) 2.1Liter SOHC/OHC, 12 Valves, Diesel	06/1989 - 09/1999	2138 cc	86.00 X 92.00	4 cyl		
CR4396CP STD/0.25/0.5/0.75/1.0 1997-	C 341	4 Pairs		0.0000 0.000	2.0889 53.058	0.870 22.10	0.0584 1.483
MB5129AM STD/0.3/0.5/0.8/1.0	M5129U M5129L	5 Pairs		2.3614/2.3622 59.980/60.000	2.5091/2.5098 63.731/63.749	0.768 19.50	0.0727 1.847
TW 246AM STD/0.10/0.20/0.25/0.30/0.50	W 246D W 246E	2 Pairs		2.6398/2.6496 67.051/67.300	3.2697/3.2795 83.050/83.299	0.000 0.00	0.0917 2.329
26	851 (ZDJ) 2.2Liter SOHC/OHC, 8 Valves, Gasoline	05/1979 - 12/1993	2165 cc	88.00 X 89.00	4 cyl		26
	851B (ZDJL) 2.2Liter SOHC/OHC, 8 Valves, Gasoline	05/1979 - 12/1993	2165 cc	88.00 X 89.00	4 cyl		
CR4006AM STD/0.25/0.5/0.75/1.0/1.25	C4006U C4006L	4 Pairs		2.2152/2.2160 56.266/56.286	2.3624/2.3630 60.005/60.020	0.815 20.70	0.0725 1.842
MB5544AM STD/0.25/0.5/0.75/1.0/1.5 360 degree oil groove	M5544	5 Pairs		2.4753/2.4761 62.873/62.893	2.6247/2.6255 66.667/66.688	0.924 23.47	0.0742 1.885

Peugeot				Peugeot			
							
King Set No.	Part No.	Qty.	Position	Crankshaft Diameter	Housing Diameter	Length	Wall Thickness
TW 135AM STD/0.5	W 135	1 Pair		2.8031/2.8130 71.199/71.450	3.4583/3.4681 87.841/88.090	0.000 0.00	0.1102 2.799
27	147 (XD2S) 2.3Liter OHV, 8 Valves, Diesel	08/1977 - 12/1993	2304 cc	94.00 X 83.00	4 cyl		27
	134 (XD2) 2.3Liter OHV, 8 Valves, Diesel	07/1968 - 12/1989	2304 cc	94.00 X 83.00	4 cyl		
CR4016AM STD/0.3/0.5/0.8/1.0 1979-	C4016	4 Pairs		2.1651/2.1662 54.994/55.021	2.3125/2.3130 58.738/58.750	1.142 29.00	0.0724 1.839
CR4410AM STD/0.3/0.5/0.8/1.0/1.3 1976-1979	C4410	4 Pairs		1.9680/1.9685 49.987/50.000	2.1140/2.1145 53.696/53.708	1.141 28.98	0.0717 1.821
MB 541AM STD/0.3/0.5/0.8 1976-1981	M 541/1U M 541/1L	3 Pairs	1,3,5	2.1651/2.1657 54.994/55.009	2.3122/2.3130 58.730/58.750	1.180 29.97	0.0722 1.834
	M 541/2U M 541/2L	2 Pairs	2,4	2.1651/2.1657 54.994/55.009	2.3122/2.3130 58.730/58.750	0.865 21.97	0.0722 1.834
MB5551AM STD/0.3/0.5/0.8/1.0 1981-	M5551/1U M5551/1L	3 Pairs	1,3,5	2.3620/2.3630 59.995/60.020	2.5091/2.5098 63.731/63.749	1.181 30.00	0.0723 1.836
	M5551/2U M5551/2L	2 Pairs	2,4	2.3620/2.3630 59.995/60.020	2.5091/2.5098 63.731/63.749	0.945 24.00	0.0723 1.836
TW 250AM STD/0.10/0.25	W 250D W 250E	2 Pairs		2.4409/2.4508 61.999/62.250	3.1398/3.1496 79.751/80.000	0.000 0.00	0.0920 2.337
TW 251AM STD/1.125/0.10/0.25	W 251D W 251E	2 Pairs		2.6279/2.6378 66.749/67.000	3.3362/3.3464 84.739/84.999	0.000 0.00	0.0917 2.329
28	T8A (DJ5T) 2.5Liter SOHC/OHC, 12 Valves, Diesel Turbocharged	03/1994 - 04/2002	2446 cc	92.00 X 92.00	4 cyl		28
	THY (DK5ATE) 2.5Liter SOHC/OHC, 12 Valves, Diesel Turbocharged	03/1994 - 04/2002	2446 cc	92.00 X 92.00	4 cyl		
CR4192SX STD/0.3/0.5/0.8/1.0	C4192	4 Pairs		2.1252/2.1259 53.980/53.998	2.2706/2.2714 57.673/57.694	0.890 22.60	0.0718 1.824
MB5063AM crank flange length mm STD 27.53/27.48 0.3 27.63/27.58 0.5 27.78/27.73 0.8 27.78/27.73	M5063U M5063L	4 Pairs	1,2,4,5	2.5189/2.5196 63.980/63.998	2.7043/2.7050 68.689/68.707	0.847 21.50	0.0917 2.329
	F5063U F5063L	1 Pair	3	2.5189/2.5196 63.980/63.998	2.7043/2.7050 68.689/68.707	1.088 27.63	0.0917 2.329
29	T9A (DJ5) 2.5Liter SOHC/OHC, 8 Valves, Diesel	03/1994 - 04/2002	2446 cc	92.00 X 92.00	4 cyl		29
CR4191SI STD/0.3/0.5/0.8/1.0	C4193L	4 Pairs		2.1252/2.1259 53.980/53.998	2.2706/2.2714 57.673/57.694	0.890 22.60	0.0717 1.821
MB5062AM crank flange length mm STD 27.53/27.48 0.3 27.63/27.58 0.5 27.78/27.73 0.8 27.78/27.73 1.0 28.03/27.98	M5062U M5062L	4 Pairs	1,2,4,5	2.5189/2.5196 63.980/63.998	2.7043/2.7050 68.689/68.707	0.847 21.50	0.0917 2.329
	F5062U F5062L	1 Pair	3	2.5189/2.5196 63.980/63.998	2.7043/2.7050 68.689/68.707	1.088 27.63	0.0917 2.329
30	THX (DJ5TED) 2.5Liter SOHC/OHC, 8 Valves, Diesel Turbocharged	03/1994 - 04/2002	2446 cc	92.00 X 92.00	4 cyl		30
CR4193XA STD/0.3/0.5/0.8/1.0	C4193U C4193L	4 Pairs		2.1252/2.1259 53.980/53.998	2.2706/2.2714 57.673/57.694	0.890 22.60	0.0718 1.824
MB5063AM crank flange length mm STD 27.53/27.48 0.3 27.63/27.58 0.5 27.78/27.73 0.8 27.78/27.73	M5063U M5063L	4 Pairs	1,2,4,5	2.5189/2.5196 63.980/63.998	2.7043/2.7050 68.689/68.707	0.847 21.50	0.0917 2.329
	F5063U F5063L	1 Pair	3	2.5189/2.5196 63.980/63.998	2.7043/2.7050 68.689/68.707	1.088 27.63	0.0917 2.329

Peugeot				Peugeot					
King Set No.	Part No.	Qty.	Position	Crankshaft Diameter	Housing Diameter	Length	Wall Thickness		
31	152A (XD3T) 2.5Liter SOHC/OHC, 8 Valves, Diesel Turbocharged	08/1977 - 12/1993	2498 cc	94.00 X 90.00	4 cyl		31		
	155 (XD3) 2.5Liter SOHC/OHC, 8 Valves, Diesel	05/1979 - 12/1993	2498 cc	94.00 X 90.00	4 cyl				
	XD3P 2.5Liter SOHC/OHC, 8 Valves, Diesel	12/1988 - 05/1997	2498 cc	94.00 X 90.00	4 cyl				
CR4016AM STD/0.3/0.5/0.8/1.0	C4016	4 Pairs		2.1651/2.1662 54.994/55.021	2.3125/2.3130 58.738/58.750	1.142 29.00	0.0724 1.839		
MB5551AM STD/0.3/0.5/0.8/1.0	M5551/1U M5551/1L	3 Pairs	1,3,5	2.3620/2.3630 59.995/60.020	2.5091/2.5098 63.731/63.749	1.181 30.00	0.0723 1.836		
	M5551/2U M5551/2L	2 Pairs	2,4	2.3620/2.3630 59.995/60.020	2.5091/2.5098 63.731/63.749	0.945 24.00	0.0723 1.836		
TW 250AM STD/0.10/0.25 -06/1981	W 250D W 250E	2 Pairs		2.4409/2.4508 61.999/62.250	3.1398/3.1496 79.751/80.000	0.000 0.00	0.0920 2.337		
TW 251AM STD/0.125/0.10/0.25 07/1981-	W 251D W 251E	2 Pairs		2.6279/2.6378 66.749/67.000	3.3362/3.3464 84.739/84.999	0.000 0.00	0.0917 2.329		
32	CRD93 (U25/661) 2.5Liter OHV, 8 Valves, Diesel	09/1981 - 03/1994	2498 cc	93.00 X 92.00	4 cyl		32		
	CR4140AM STD/0.25/0.5/0.75/1.25	C4140U C4140L	4 Pairs		2.1256/2.1262 53.990/54.005	2.2707/2.2715 57.676/57.696		0.890 22.60	0.0720 1.829
	MB5131AM STD/0.25/0.5/0.75/1.25 1983-	M5131	5 Pairs		2.6392/2.6398 67.036/67.051	2.8226/2.8230 71.694/71.704		1.119 28.42	0.0910 2.311
	MB5133AM STD/0.25/0.5 -1983	M5133	5 Pairs		2.5211/2.5217 64.036/64.051	2.7045/2.7049 68.694/68.704		1.130 28.70	0.0910 2.311
	TW 244AM STD/0.10 1983-	W 244D W 244E	2 Pairs		2.9724/2.9823 75.499/75.750	3.4980/3.5079 88.849/89.101		0.000 0.00	0.1236 3.139
	TW 245AM STD/0.10 -1983	W 245D W 245E	2 Pairs		2.8543/2.8642 72.499/72.751	3.3799/3.3898 85.849/86.101		0.000 0.00	0.1236 3.139
	CRD93LS (U25/673) 2.5Liter OHV, 8 Valves, Diesel Turbocharged	09/1990 - 03/1994	2498 cc	93.00 X 92.00	4 cyl				
MB5131AM STD/0.25/0.5/0.75/1.25	M5131	5 Pairs		2.6392/2.6398 67.036/67.051	2.8226/2.8230 71.694/71.704	1.119 28.42	0.0910 2.311		
TW 244AM STD/0.10	W 244D W 244E	2 Pairs		2.9724/2.9823 75.499/75.750	3.4980/3.5079 88.849/89.101	0.000 0.00	0.1236 3.139		
34	DT17ED4 2.7Liter 24 Valves, Diesel Turbocharged		2720 cc	81.00 X 88.00	6 cyl		34		
	D17TED4 (UHZ) 2.7Liter 24 Valves, Diesel Turbocharged		2720 cc	81.00 X 88.00	6 cyl				
CR6838SV STD/010/020 Sputter replacment	C6838U C6838L	6 Pairs		2.4791/2.4795 62.969/62.979	2.5984/2.5988 65.999/66.010	0.579 14.70	0.0587 1.491		
MB4276SV STD/010/020 Sputter replacment set contains clinched flanged bearings	M4276U M4276L	3 Pairs	1,2,3	2.7519/2.7551 69.898/69.980	2.9539/2.9531 75.029/75.009	0.784 19.90	0.0983 2.497		
	MK4276/2U MK4276/2L	1 Pair	4	2.7519/2.7551 69.898/69.980	2.9539/2.9531 75.029/75.009	0.906 23.00	0.0983 2.497		
		0		0.0000 0.000	0.0000 0.000	2.996 76.10	0.0788 2.002		

Peugeot				Peugeot			
King Set No.	Part No.	Qty.	Position	Crankshaft Diameter	Housing Diameter	Length	Wall Thickness
35	F1CE0481 3.0Liter 4 Valves, Diesel Turbocharged			2999 cc 95.80 X 104.00	4 cyl		35
CR1313CA STD/010/020	C1313U C1313L	1 Pair		2.5202/2.5211 64.013/64.036	2.6705/2.6711 67.831/67.846	1.055 26.80	0.0746 1.895
MB5444AM STD/010/020	M5444U/1 M5444L/1	3 Pairs		0.0000 0.000	3.1737 80.612	1.118 28.40	0.0856 2.174
	M5444U/2 M5444L/2	1 Pair		0.0000 0.000	3.4493 87.612	1.118 28.40	0.0856 2.174
	MK5444 M5444L/1	1 Pair		0.0000 0.000	3.1737 80.612	1.209 30.70	0.0856 2.174









Engine Index: Reliant

Engine-Code	Years	Cyl	CC	Line
V6 2.8Liter Carburettor & Fuel Injection		6	2792	1
V6 3.0Liter		6	2994	2

Reliant				Reliant			
King Set No.	Part No.	Qty.	Position	Crankshaft Diameter	Housing Diameter	Length	Wall Thickness
1	V6 2.8Liter Carburettor & Fuel Injection			2792 cc 93.01 X 68.50	6 cyl		1
CR 642SI STD/010/020/030/040	C 642	6 Pairs		2.1252/2.1260 53.980/54.000	2.2370/2.2378 56.820/56.840	0.648 16.45	0.0552 1.402
MB 435SI STD/010/020/030/040	M4023U	4 Pairs		2.2433/2.2441 56.980/57.000	2.3866/2.3874 60.620/60.640	0.849 21.57	0.0710 1.803
TW 223AM STD	W 223	2 Pairs		2.5040/2.5140 63.602/63.856	3.1590/3.1690 80.239/80.493	0.000 0.00	0.0910 2.311
2	V6 3.0Liter			2994 cc 93.65 X 72.41	6 cyl		2
CR 646AM STD/010/020/030/040 1969-1980	C 449	6 Pairs		2.3761/2.3769 60.353/60.373	2.5210/2.5215 64.033/64.046	0.705 17.90	0.0719 1.826
MB 420AM STD/010/020/030/040	M3315U M3315L	4 Pairs		2.5010/2.5014 63.525/63.536	2.6600/2.6662 67.564/67.721	0.824 20.93	0.0818 2.078
TW 205AM STD/0.25 1969-1980	W 205D W 205E	2 Pairs		2.7150/2.7250 68.961/69.215	3.3700/3.3800 85.598/85.852	0.000 0.00	0.0930 2.362
MB4200AM STD/010/020/040 Optional to MB 420AM (housing bore +.015")	M3335U M3335L	4 Pairs		2.5010/2.5014 63.525/63.536	2.6804/2.6812 68.082/68.102	0.824 20.93	0.0893 2.268

Engine Index: RVI

Engine-Code	Years	Cyl	CC	Line
829/J6R 1.9 Liter, Carburettor		4	1995	1
XD/P,TMP90/723 2.1 Liter, Diesel		4	2112	2
8140.21.200 2.4 Liter, D (A) 2V		4	2445	3
8140.21.235 2.4 Liter, D (A) 2V		4	2445	3
8140.61.235 2.4 Liter, D (AN) 2V		4	2445	3
8140.67.2585 2.5 Liter, EURO 2 D (LA) 2V		4	2499	3
8140.07.2530 2.5 Liter, D (AN) 2 V		4	2499	3
8140.07.2585 2.5 Liter, EURO 1 D (AN) 2V		4	2499	3

RVI				RVI			
							
King Set No.	Part No.	Qty.	Position	Crankshaft Diameter	Housing Diameter	Length	Wall Thickness
1	829/J6R 1.9 Liter, Carburettor	1995 cc	88.00 X 82.00	4 cyl			1
CR4015AM STD/0.25/0.5/0.75/1.0/1.25	C4015U C4015L	4 Pairs		2.0578/2.0585 52.268/52.286	2.2047/2.2055 55.999/56.020	0.737 18.72	0.0727 1.847
MB5544AM STD/0.25/0.5/0.75/1.0/1.5 1980- 360 degree oil groove	M5544	5 Pairs		2.4753/2.4761 62.873/62.893	2.6247/2.6255 66.667/66.688	0.924 23.47	0.0742 1.885
2	XD/P,TMP90/723 2.1 Liter, Diesel	2112 cc	90.00 X 83.00	4 cyl			2
CR4410AM STD/0.3/0.5/0.8/1.0/1.3	C4410	4 Pairs		1.9680/1.9685 49.987/50.000	2.1140/2.1145 53.696/53.708	1.141 28.98	0.0717 1.821
MB 541AM STD/0.3/0.5/0.8	M 541/1U M 541/1L	3 Pairs	1,3,5	2.1651/2.1657 54.994/55.009	2.3122/2.3130 58.730/58.750	1.180 29.97	0.0722 1.834
	M 541/2U M 541/2L	2 Pairs	2,4	2.1651/2.1657 54.994/55.009	2.3122/2.3130 58.730/58.750	0.865 21.97	0.0722 1.834
3	8140.21.200 2.4 Liter, D (A) 2V	2445 cc	93.00 X 90.00	4 cyl			3
	8140.21.235 2.4 Liter, D (A) 2V	2445 cc	93.00 X 90.00	4 cyl			
	8140.61.235 2.4 Liter, D (AN) 2V	2445 cc	93.00 X 90.00	4 cyl			
	8140.07.2530 2.5 Liter, D (AN) 2 V	2499 cc	93.00 X 92.00	4 cyl			
	8140.07.2585 2.5 Liter, EURO 1 D (AN) 2V	2499 cc	93.00 X 92.00	4 cyl			
	8140.67.2585 2.5 Liter, EURO 2 D (LA) 2V	2499 cc	93.00 X 92.00	4 cyl			
CR4073CP STD/010/020/030/040/050 with oil hole in upper half	C4073U C4160L	4 Pairs		2.2252/2.2258 56.520/56.535	2.3753/2.3758 60.333/60.345	0.971 24.67	0.0742 1.885
MB5122CP crank flange length mm STD 31.95/31.90 010 32.05/32.00 020 32.20/32.15 030 32.20/32.15	M5122U M5122L	4 Pairs	1,2,3,4	2.9995/3.0000 76.187/76.200	3.1727/3.1735 80.587/80.607	0.984 25.00	0.0855 2.172
	F5122U F5122L	1 Pair	5	2.9995/3.0000 76.187/76.200	3.1727/3.1735 80.587/80.607	1.262 32.05	0.0855 2.172









Engine Index: Renault









Engine-Code	Years	Cyl	CC	Line
690 0.6Liter OHV, 8 Valves, Gasoline		4	603	1
680.702 0.8Liter OHV, 8 Valves, Gasoline	04/1962 - 12/1993	4	748	1
839 706 0.8Liter OHV, 8 Valves, Gasoline	04/1962 - 12/1993	4	782	1
670 0.9Liter OHV, 8 Valves, Gasoline		4	845	1
800 0.9Liter OHV, 8 Valves, Gasoline	04/1962 - 12/1993	4	845	1
800 710 0.9Liter OHV, 8 Valves, Gasoline	01/1972 - 12/1985	4	845	1
689 710 1.0Liter OHV, 8 Valves, Gasoline	04/1962 - 12/1993	4	956	2
C1C 700 1.0Liter OHV, 8 Valves, Gasoline	04/1962 - 11/1998	4	956	2
688.01 1.1Liter OHV, 8 Valves, Diesel	02/1962 - 12/1981	4	1108	5
688 712 1.1Liter OHV, 8 Valves, Diesel	04/1962 - 12/1993	4	1108	5
688 711, 713 1.1Liter OHV, 8 Valves, Gasoline	04/1962 - 12/1993	4	1108	3
C1E 754 1.1Liter OHV, 8 Valves, Gasoline	04/1962 - 11/1998	4	1108	4
688.1 1.1Liter OHV, 8 Valves, Gasoline	10/1969 - 04/1987	4	1108	5
C1E 720 1.1Liter OHV, 8 Valves, Gasoline	01/1972 - 12/1989	4	1108	4
C1E 715 1.1Liter OHV, 8 Valves, Gasoline	09/1981 - 12/1989	4	1108	4
C1E 750 1.1Liter OHV, 8 Valves, Gasoline	10/1984 - 11/1998	4	1108	4
C1E 700 1.1Liter OHV, 8 Valves, Gasoline	01/1988 - 09/1998	4	1108	4
D7F 730 1.2Liter SOHC/OHC, 8 Valves, Gasoline	05/1990 - 09/1998	4	1149	6
D4F 704 1.2Liter SOHC/OHC, 16 Valves, Gasoline	03/1993 -	4	1149	6
D7F 744 1.2Liter SOHC/OHC, 8 Valves, Gasoline	08/1997 -	4	1149	6
D4F 716 1.2Liter DOHC, 16 Valves, Gasoline	08/1997 -	4	1149	6
D4F 742 1.2Liter SOHC/OHC, 16 Valves, Gasoline	05/2005 -	4	1149	6
D7F 800 1.2Liter SOHC/OHC, 8 Valves, Gasoline	03/2007 -	4	1149	6
D4F 772 1.2Liter DOHC, 16 Valves, Gasoline	03/2007 -	4	1149	6
E7F 708 1.2Liter SOHC/OHC, 8 Valves, Gasoline	07/1985 - 11/1998	4	1171	7
E5F 710 1.2Liter SOHC/OHC, 8 Valves, Gasoline	05/1990 - 09/1998	4	1171	7
E7F 750 1.2Liter SOHC/OHC, 8 Valves, Gasoline	05/1990 - 09/1998	4	1171	7
129 1.2Liter SOHC/OHC, 8 Valves, Gasoline	05/1976 - 12/1983	4	1218	8
C1G 700 1.3Liter OHV, 8 Valves, Gasoline	09/1981 - 12/1989	4	1237	7
C1G 720 1.3Liter OHV, 8 Valves, Gasoline	10/1984 - 11/1998	4	1237	7
C1G 730 1.3Liter OHV, 8 Valves, Gasoline	01/1988 - 12/1995	4	1237	7
810 03 1.3Liter OHV, 8 Valves, Gasoline	02/1962 - 02/1983	4	1289	9
810 725 1.3Liter OHV, 8 Valves, Gasoline	10/1969 - 12/1987	4	1289	9
X5J 1.4Liter SOHC/OHC, 8 Valves, Gasoline	05/1976 - 12/1983	4	1360	10
K7J 700 1.4Liter SOHC/OHC, 8 Valves, Gasoline	70/199 -	4	1390	7
E7J 754 1.4Liter SOHC/OHC, 8 Valves, Gasoline	07/1985 - 11/1998	4	1390	7
E7J 700 1.4Liter SOHC/OHC, 8 Valves, Gasoline	01/1988 - 12/1995	4	1390	7
E7J 626 1.4Liter SOHC/OHC, 8 Valves, Gasoline	08/1995 - 08/2003	4	1390	7
C1J 791 1.4Liter OHV, 8 Valves, Gasoline	10/1969 - 08/1980	4	1397	7
847 712 1.4Liter OHV, 8 Valves, Gasoline	01/1972 - 51/198	4	1397	7
C6J 750 1.4Liter OHV, 8 Valves, Gasoline Turbocharged	01/1972 - 12/1985	4	1397	7
847 720 1.4Liter OHV, 8 Valves, Gasoline	04/1978 - 11/1993	4	1397	7
847 700 1.4Liter OHV, 8 Valves, Gasoline	03/1980 - 04/1989	4	1397	7
C1J 700 1.4Liter OHV, 8 Valves, Gasoline	03/1980 - 03/2001	4	1397	7
C1J 770 1.4Liter OHV, 8 Valves, Gasoline Turbocharged	09/1981 - 12/1989	4	1397	7
C2J 717 1.4Liter OHV, 8 Valves, Gasoline	09/1981 - 12/1989	4	1397	7
C1J 784 1.4Liter OHV, 8 Valves, Gasoline Turbocharged	03/1983 - 12/1996	4	1397	7
C2J 788 1.4Liter OHV, 8 Valves, Gasoline	10/1984 - 11/1998	4	1397	7
C2J 772 1.4Liter OHV, 8 Valves, Gasoline	07/1985 - 11/1998	4	1397	7
K9K 1.5Liter SOHC/OHC, 8 Valves, Diesel	08/1997 -	4	1461	11
K9K (Turbo) 1.5Liter SOHC/OHC, 8 Valves, Diesel Turbocharged	08/1997 -	4	1461	11
821 1.6Liter OHV, 8 Valves, Gasoline	09/1965 - 08/1980	4	1565	12
807 20 1.6Liter OHV, 8 Valves, Gasoline	10/1969 - 08/1980	4	1565	12
821 20 1.6Liter OHV, 8 Valves, Gasoline	10/1969 - 08/1980	4	1565	12
A5L 717 1.6Liter OHV, 8 Valves, Gasoline Turbocharged	04/1978 - 11/1993	4	1565	12
F8M 730 1.6Liter SOHC/OHC, 8 Valves, Diesel	09/1981 - 11/1998	4	1595	13
K4M 1.6Liter DOHC, 16 Valves, Gasoline	11/1993 - 03/2001	4	1598	15
K7M 1.6Liter SOHC/OHC, 8 Valves, Gasoline	08/1995 - 08/2003	4	1598	14
843.01 1.7Liter SOHC/OHC, 8 Valves, Gasoline	09/1965 - 10/1980	4	1647	12
843 720 1.7Liter OHV, 8 Valves, Gasoline	10/1975 - 12/1983	4	1647	12
A2M 723 1.7Liter OHV, 8 Valves, Gasoline	04/1978 - 11/1993	4	1647	12
A1M 705 1.7Liter OHV, 8 Valves, Gasoline	03/1980 - 04/1989	4	1647	12

Engine-Code	Years	Cyl	CC	Line
843 724 1.7Liter OHV, 8 Valves, Gasoline	02/1980 - 11/1992	4	1647	12
F1N 722 1.8Liter SOHC/OHC, 8 Valves, Gasoline	03/1980 - 03/2001	4	1721	16
F2N 710 1.8Liter SOHC/OHC, 8 Valves, Gasoline	09/1981 - 12/1989	4	1721	16
F2N 798 1.8Liter SOHC/OHC, 8 Valves, Gasoline	09/1981 - 12/1989	4	1721	16
F2N 742 1.8Liter SOHC/OHC, 8 Valves, Gasoline	10/1984 - 12/1996	4	1721	16
F3N 723 1.8Liter SOHC/OHC, 8 Valves, Gasoline	03/1986 - 08/1994	4	1721	16
F3N 742 1.8Liter SOHC/OHC, 8 Valves, Gasoline	01/1988 - 02/1997	4	1721	16
F2N 770 1.8Liter SOHC/OHC, 8 Valves, Gasoline	05/1990 - 05/1990	4	1721	16
F7P 722 1.8Liter DOHC, 16 Valves, Gasoline	01/1988 - 09/1998	4	1763	16
F8Q 774 1.9Liter SOHC/OHC, 8 Valves, Diesel	07/1985 -	4	1870	13
F8Q 640 1.9Liter SOHC/OHC, 8 Valves, Diesel	07/1985 - 11/1998	4	1870	16
F8Q 740 1.9Liter SOHC/OHC, 8 Valves, Diesel Turbocharged	01/1988 - 12/1995	4	1870	16
F8Q 730 1.9Liter SOHC/OHC, 8 Valves, Diesel	01/1988 - 09/1998	4	1870	16
F8Q 732 1.9Liter SOHC/OHC, 8 Valves, Diesel	05/1990 - 09/1998	4	1870	13
F8Q 744 1.9Liter SOHC/OHC, 8 Valves, Diesel Turbocharged	01/1991 - 12/1995	4	1870	16
F9Q 710 1.9Liter SOHC/OHC, 8 Valves, Diesel Turbocharged	11/1993 - 08/2003	4	1870	17
F9Q 733 1.9Liter SOHC/OHC, 8 Valves, Diesel Turbocharged	11/1993 - 08/2003	4	1870	17
F8Q 620 1.9Liter SOHC/OHC, 8 Valves, Diesel	08/1995 - 30/200	4	1870	13
F8Q 790 1.9Liter SOHC/OHC, 8 Valves, Diesel	08/1995 - 08/2003	4	1870	13
F8Q 786 1.9Liter SOHC/OHC, 8 Valves, Diesel Turbocharged	08/1995 - 08/2003	4	1870	13
F8Q 784 1.9Liter SOHC/OHC, 8 Valves, Diesel Turbocharged	08/1995 - 08/2003	4	1870	13
F8Q 662 1.9Liter SOHC/OHC, 8 Valves, Diesel	08/1997 -	4	1870	17
F9Q 800 1.9Liter SOHC/OHC, 8 Valves, Diesel Turbocharged	08/1997 -	4	1870	17
F9Q 782 1.9Liter SOHC/OHC, 8 Valves, Diesel	08/1997 -	4	1870	17
F8Q 622 1.9Liter SOHC/OHC, 8 Valves, Diesel	03/1999 - 08/2003	4	1870	17
F9Q 752 1.9Liter SOHC/OHC, 8 Valves, Diesel Turbocharged	03/2001 -	4	1870	17
F9Q 803 1.9Liter SOHC/OHC, 8 Valves, Diesel Turbocharged	03/2001 -	4	1870	17
N7Q 2.0Liter DOHC, 16 Valves, Gasoline	11/1993 - 03/2001	4	1948	18
829 702 2.0Liter SOHC/OHC, 8 Valves, Gasoline	10/1975 - 12/1983	4	1995	20
829 700 2.0Liter SOHC/OHC, 8 Valves, Gasoline	10/1975 - 12/1983	4	1995	22
J6R 714 2.0Liter SOHC/OHC, 8 Valves, Gasoline	02/1979 - 07/1998	4	1995	21
J5R 726 2.0Liter SOHC/OHC, 8 Valves, Gasoline	02/1980 - 03/2001	4	1995	20
J7R 723 2.0Liter SOHC/OHC, 8 Valves, Gasoline	04/1984 - 08/1994	4	1995	21
J7R 760 2.0Liter SOHC/OHC, 8 Valves, Gasoline	07/1984 - 08/1994	4	1995	20
J7R 756 2.0Liter SOHC/OHC, 8 Valves, Gasoline Turbocharged	03/1986 - 06/1994	4	1995	20
J6R 758 2.0Liter SOHC/OHC, 8 Valves, Gasoline	03/1986 - 08/1994	4	1995	20
J6R 792 2.0Liter SOHC/OHC, 8 Valves, Gasoline	03/1986 - 08/1994	4	1995	22
J7R 734 2.0Liter SOHC/OHC, 12 Valves, Gasoline	09/1989 - 07/1996	4	1995	21
J7R 733 2.0Liter SOHC/OHC, 8 Valves, Gasoline	01/1991 - 07/1996	4	1995	21
M9R 780 2.0Liter DOHC, 16 Valves, Diesel Turbocharged	03/2001 -	4	1995	19
F7R 710 2.0Liter DOHC, 16 Valves, Gasoline	05/1990 - 08/2003	4	1998	13
F4R 780 2.0Liter DOHC, 16 Valves, Gasoline	11/1993 - 08/2003	4	1998	17
F3R 722 2.0Liter SOHC/OHC, 8 Valves, Gasoline	11/1993 - 08/2003	4	1998	13
F3R 796 2.0Liter SOHC/OHC, 8 Valves, Gasoline	09/1996 - 08/2003	4	1998	17
F4R 764 2.0Liter DOHC, 16 Valves, Gasoline Turbocharged	03/2001 -	4	1998	17
F4R 722 2.0Liter DOHC, 16 Valves, Gasoline	03/2001 -	4	1998	17
F4R 760 2.0Liter DOHC, 16 Valves, Gasoline Turbocharged	09/2001 - 03/2020	4	1998	17
852 2.1Liter SOHC/OHC, 8 Valves, Gasoline	10/1975 - 12/1983	4	2068	23
J8S 702 2.1Liter SOHC/OHC, 8 Valves, Diesel Turbocharged	02/1975 - 03/1986	4	2068	24
J8S 712 2.1Liter SOHC/OHC, 8 Valves, Diesel Turbocharged	04/1978 - 11/1993	4	2068	23
852 710 2.1Liter SOHC/OHC, 8 Valves, Diesel	04/1978 - 08/1994	4	2068	23
J8S 750 2.1Liter SOHC/OHC, 8 Valves, Diesel	03/1980 - 04/1989	4	2068	23
852 720 2.1Liter SOHC/OHC, 8 Valves, Diesel	03/1980 - 03/2001	4	2068	23
J8S 240 2.1Liter SOHC/OHC, 8 Valves, Diesel Turbocharged	07/1984 - 12/1992	4	2068	24
J8S 600 2.1Liter SOHC/OHC, 8 Valves, Diesel	03/1986 - 40/199	4	2068	23
J8S 620 2.1Liter SOHC/OHC, 8 Valves, Diesel	03/1989 - 03/2001	4	2068	23
J8S 778 2.1Liter SOHC/OHC, 8 Valves, Diesel Turbocharged	01/1991 - 12/1996	4	2068	24
J7T 782 2.2Liter SOHC/OHC, 8 Valves, Gasoline	07/1980 - 07/1998	4	2165	25
J7T 730 2.2Liter SOHC/OHC, 8 Valves, Gasoline	04/1984 - 12/1993	4	2165	25
J7T 776 2.2Liter SOHC/OHC, 8 Valves, Gasoline	01/1991 - 12/1996	4	2165	25
J7T 760 2.2Liter SOHC/OHC, 12 Valves, Gasoline	04/1992 - 07/1996	4	2165	25
G9T 642 2.2Liter DOHC, 16 Valves, Diesel Turbocharged		4	2188	27
G8T 740 2.2Liter SOHC/OHC, 12 Valves, Diesel	11/1993 - 03/2001	4	2188	26
G8T 790 2.2Liter SOHC/OHC, 12 Valves, Diesel	11/1993 - 10/2002	4	2188	26
G9T 2.2Liter DOHC, 16 Valves, Diesel Turbocharged	11/1996 -	4	2188	27
M9T 678, 680, 694, 696, 698 2.3Liter Diesel Turbocharged		4	2298	28

Engine-Code	Years	Cyl	CC	Line
M9T 670, 672, 676, 686, 690, 692 2.3Liter Diesel Turbocharged		4	2298	28
N7U 2.5Liter DOHC, 20 Valves, Gasoline	07/1996 - 12/2000	5	2435	29
S8U 730 2.5Liter SOHC/OHC, 8 Valves, Diesel	03/1980 - 03/2001	4	2445	30
8140.61.240 2.5Liter SOHC/OHC, 8 Valves, Diesel	03/1980 - 03/2001	4	2445	30
D325 5.1Liter 2 Valves, Diesel	04/1967 - 12/1977	6	5100	31
D225 5.1Liter 2 Valves, Diesel	04/1967 - 12/1977	6	5100	31
D227 5.6Liter 2 Valves, Diesel	01/1970 -	6	5654	31
D327 5.6Liter 2 Valves, Diesel	01/1970 -	6	5654	31
D226 6.2Liter 2 Valves, Diesel	01/1969 -	6	6234	31

Renault				Renault			
King Set No.	Part No.	Qty.	Position	Crankshaft Diameter	Housing Diameter	Length	Wall Thickness
1	690 0.6Liter OHV, 8 Valves, Gasoline			603 cc	49.00 X 80.00	4 cyl	1
	680.702 0.8Liter OHV, 8 Valves, Gasoline	04/1962 - 12/1993		748 cc	54.50 X 80.00	4 cyl	
	839 706 0.8Liter OHV, 8 Valves, Gasoline	04/1962 - 12/1993		782 cc	55.80 X 80.00	4 cyl	
	670 0.9Liter OHV, 8 Valves, Gasoline			845 cc	58.00 X 80.00	4 cyl	
	800 0.9Liter OHV, 8 Valves, Gasoline	04/1962 - 12/1993		845 cc	58.00 X 80.00	4 cyl	
	800 710 0.9Liter OHV, 8 Valves, Gasoline	01/1972 - 12/1985		845 cc	58.00 X 80.00	4 cyl	
CR 416AM STD/0.25/0.5/0.75/1.0/1.25/1.5	C 416	4 Pairs		1.4944/1.4951 37.958/37.976	1.6192/1.6196 41.128/41.138	0.833 21.16	0.0618 1.570
MB 364AM STD/0.25/0.5/0.75	M 364U M 364L	1 Pair	1	1.5738/1.5744 39.975/39.990	1.7323/1.7328 44.000/44.013	1.067 27.10	0.0784 1.991
	M 303/2	1 Pair	2	1.5738/1.5744 39.975/39.990	1.7323/1.7328 44.000/44.013	1.185 30.10	0.0784 1.991
	M 303/3U M 303/3L	1 Pair	3	1.5738/1.5744 39.975/39.990	1.7323/1.7328 44.000/44.013	1.293 32.84	0.0784 1.991
2	689 710 1.0Liter OHV, 8 Valves, Gasoline	04/1962 - 12/1993		956 cc	65.00 X 72.00	4 cyl	2
	C1C 700 1.0Liter OHV, 8 Valves, Gasoline	04/1962 - 11/1998		956 cc	65.00 X 72.00	4 cyl	
CR 446AM STD/0.25/0.5/0.75/1.0/1.25/1.5	C 446	4 Pairs		1.7309/1.7315 43.965/43.980	1.8746/1.8750 47.615/47.625	0.816 20.72	0.0713 1.811
MB 505AM STD/0.25/0.5/0.75/1.0/1.25 for 46mm journal	M 505/1U M 505/1L	2 Pairs	1,3	1.8106/1.8110 45.989/45.999	1.9635/1.9642 49.873/49.891	0.963 24.47	0.0759 1.928
	M 505/2U M 505/2L	3 Pairs	2,4,5	1.8106/1.8110 45.989/45.999	1.9635/1.9642 49.873/49.891	0.767 19.48	0.0759 1.928
TW 120AM STD/0.25/0.5	W 120	1 Pair		2.6873 68.257	2.0142 51.161	0.000 0.00	0.0910 2.311
3	688 711, 713 1.1Liter OHV, 8 Valves, Gasoline	04/1962 - 12/1993		1108 cc	70.00 X 72.00	4 cyl	3
	CR 446AM STD/0.25/0.5/0.75/1.0/1.25/1.5	C 446	4 Pairs		1.7309/1.7315 43.965/43.980	1.8746/1.8750 47.615/47.625	
MB 505AM STD/0.25/0.5/0.75/1.0/1.25 for 46mm journal	M 505/1U M 505/1L	2 Pairs	1,3	1.8106/1.8110 45.989/45.999	1.9635/1.9642 49.873/49.891	0.963 24.47	0.0759 1.928
	M 505/2U M 505/2L	3 Pairs	2,4,5	1.8106/1.8110 45.989/45.999	1.9635/1.9642 49.873/49.891	0.767 19.48	0.0759 1.928

Renault				Renault			
							
King Set No.	Part No.	Qty.	Position	Crankshaft Diameter	Housing Diameter	Length	Wall Thickness
MB 588AM STD/0.25/0.5/0.75/1.0/1.25/1.5 for 54.8mm journal	M 588U M 588L	5 Pairs		2.1568/2.1572 54.783/54.793	2.3122/2.3129 58.730/58.748	0.767 19.47	0.0767 1.948
TW 120AM STD/0.25/0.5 -1968	W 120	1 Pair		2.6873 68.257	2.0142 51.161	0.000 0.00	0.0910 2.311
TW 121AM STD/0.05/0.10/0.15/0.25/0.5 1968-	W 121	1 Pair		2.3819/2.3917 60.500/60.749	3.1398/3.1496 79.751/80.000	0.000 0.00	0.1102 2.799
4	C1E 700 1.1Liter OHV, 8 Valves, Gasoline	01/1988 - 09/1998	1108 cc	70.00 X 72.00	4 cyl		4
	C1E 754 1.1Liter OHV, 8 Valves, Gasoline	04/1962 - 11/1998	1108 cc	70.00 X 72.00	4 cyl		
	C1E 715 1.1Liter OHV, 8 Valves, Gasoline	09/1981 - 12/1989	1108 cc	70.00 X 72.00	4 cyl		
	C1E 720 1.1Liter OHV, 8 Valves, Gasoline	01/1972 - 12/1989	1108 cc	70.00 X 72.00	4 cyl		
	C1E 750 1.1Liter OHV, 8 Valves, Gasoline	10/1984 - 11/1998	1108 cc	70.00 X 72.00	4 cyl		
CR 446AM STD/0.25/0.5/0.75/1.0/1.25/1.5	C 446	4 Pairs		1.7309/1.7315 43.965/43.980	1.8746/1.8750 47.615/47.625	0.816 20.72	0.0713 1.811
MB 588AM STD/0.25/0.5/0.75/1.0/1.25/1.5 for 54.8mm journal	M 588U M 588L	5 Pairs		2.1568/2.1572 54.783/54.793	2.3122/2.3129 58.730/58.748	0.767 19.47	0.0767 1.948
TW 121AM STD/0.05/0.10/0.15/0.25/0.5	W 121	1 Pair		2.3819/2.3917 60.500/60.749	3.1398/3.1496 79.751/80.000	0.000 0.00	0.1102 2.799
5	688 712 1.1Liter OHV, 8 Valves, Diesel	04/1962 - 12/1993	1108 cc	70.00 X 72.00	4 cyl		5
	688.1 1.1Liter OHV, 8 Valves, Gasoline	10/1969 - 04/1987	1108 cc	70.00 X 72.00	4 cyl		
	688.01 1.1Liter OHV, 8 Valves, Diesel	02/1962 - 12/1981	1108 cc	70.00 X 72.00	4 cyl		
CR 446AM STD/0.25/0.5/0.75/1.0/1.25/1.5 -1975	C 446	4 Pairs		1.7309/1.7315 43.965/43.980	1.8746/1.8750 47.615/47.625	0.816 20.72	0.0713 1.811
CR4426AM STD/0.25/0.5/0.75/1.0/1.25/1.5 1975-	C4426	4 Pairs		1.7309/1.7315 43.965/43.980	1.8746/1.8750 47.615/47.625	0.697 17.70	0.0712 1.808
MB 505AM STD/0.25/0.5/0.75/1.0/1.25 for 46mm journal	M 505/1U M 505/1L	2 Pairs	1,3	1.8106/1.8110 45.989/45.999	1.9635/1.9642 49.873/49.891	0.963 24.47	0.0759 1.928
	M 505/2U M 505/2L	3 Pairs	2,4,5	1.8106/1.8110 45.989/45.999	1.9635/1.9642 49.873/49.891	0.767 19.48	0.0759 1.928
MB 588AM STD/0.25/0.5/0.75/1.0/1.25/1.5 for 54.8mm journal	M 588U M 588L	5 Pairs		2.1568/2.1572 54.783/54.793	2.3122/2.3129 58.730/58.748	0.767 19.47	0.0767 1.948
TW 120AM STD/0.25/0.5 -1968	W 120	1 Pair		2.6873 68.257	2.0142 51.161	0.000 0.00	0.0910 2.311
TW 121AM STD/0.05/0.10/0.15/0.25/0.5 1968-	W 121	1 Pair		2.3819/2.3917 60.500/60.749	3.1398/3.1496 79.751/80.000	0.000 0.00	0.1102 2.799
6	D4F 772 1.2Liter DOHC, 16 Valves, Gasoline	03/2007 -	1149 cc	69.00 X 76.80	4 cyl		6
	D4F 716 1.2Liter DOHC, 16 Valves, Gasoline	08/1997 -	1149 cc	69.00 X 76.80	4 cyl		
	D7F 730 1.2Liter SOHC/OHC, 8 Valves, Gasoline	05/1990 - 09/1998	1149 cc	69.00 X 76.80	4 cyl		

Renault				Renault				
								
King Set No.	Part No.	Qty.	Position	Crankshaft Diameter	Housing Diameter	Length	Wall Thickness	
D7F 800 1.2Liter SOHC/OHC, 8 Valves, Gasoline	03/2007 -	1149 cc	69.00 X 76.80	4 cyl				
D7F 744 1.2Liter SOHC/OHC, 8 Valves, Gasoline	08/1997 -	1149 cc	69.00 X 76.80	4 cyl				
D4F 742 1.2Liter SOHC/OHC, 16 Valves, Gasoline	05/2005 -	1149 cc	69.00 X 76.80	4 cyl				
D4F 704 1.2Liter SOHC/OHC, 16 Valves, Gasoline	03/1993 -	1149 cc	69.00 X 76.80	4 cyl				
CR4305AM STD/0.25/0.5/0.75/1.0	C4305	4 Pairs		1.5742/1.5748 39.985/40.000	1.7181/1.7185 43.640/43.650	0.638 16.20	0.0714 1.814	
MB5349AM crank flange length mm STD 23.96/23.91 0.25 23.96/23.91 0.5 23.96/23.91 0.75 23.96/23.91 1.0 23.96/23.91	M5349U M5349L F5349 M5349L	4 Pairs 1 Pair		1.7319/1.7327 43.990/44.011 1.7319/1.7327 43.990/44.011	1.8745/1.8750 47.612/47.625 1.8745/1.8750 47.612/47.625	0.740 18.80 0.947 24.06	0.0708 1.798 0.0708 1.798	
7	E7F 708 1.2Liter SOHC/OHC, 8 Valves, Gasoline	07/1985 - 11/1998	1171 cc	75.80 X 64.90	4 cyl			
	E5F 710 1.2Liter SOHC/OHC, 8 Valves, Gasoline	05/1990 - 09/1998	1171 cc	75.80 X 64.90	4 cyl			
	E7F 750 1.2Liter SOHC/OHC, 8 Valves, Gasoline	05/1990 - 09/1998	1171 cc	75.80 X 64.90	4 cyl			
	C1G 700 1.3Liter OHV, 8 Valves, Gasoline	09/1981 - 12/1989	1237 cc	71.50 X 77.00	4 cyl			
	C1G 730 1.3Liter OHV, 8 Valves, Gasoline	01/1988 - 12/1995	1237 cc	71.50 X 77.00	4 cyl			
	C1G 720 1.3Liter OHV, 8 Valves, Gasoline	10/1984 - 11/1998	1237 cc	71.50 X 77.00	4 cyl			
	K7J 700 1.4Liter SOHC/OHC, 8 Valves, Gasoline	70/199 -	1390 cc	75.80 X 77.00	4 cyl			
	E7J 626 1.4Liter SOHC/OHC, 8 Valves, Gasoline	08/1995 - 08/2003	1390 cc	75.80 X 77.00	4 cyl			
	E7J 700 1.4Liter SOHC/OHC, 8 Valves, Gasoline	01/1988 - 12/1995	1390 cc	75.80 X 77.00	4 cyl			
	E7J 754 1.4Liter SOHC/OHC, 8 Valves, Gasoline	07/1985 - 11/1998	1390 cc	75.80 X 77.00	4 cyl			
	C1J 784 1.4Liter OHV, 8 Valves, Gasoline Turbocharged	03/1983 - 12/1996	1397 cc	76.00 X 77.00	4 cyl			
	C1J 770 1.4Liter OHV, 8 Valves, Gasoline Turbocharged	09/1981 - 12/1989	1397 cc	76.00 X 77.00	4 cyl			
	C6J 750 1.4Liter OHV, 8 Valves, Gasoline Turbocharged	01/1972 - 12/1985	1397 cc	76.00 X 77.00	4 cyl			
	847 700 1.4Liter OHV, 8 Valves, Gasoline	03/1980 - 04/1989	1397 cc	76.00 X 77.00	4 cyl			
	C1J 700 1.4Liter OHV, 8 Valves, Gasoline	03/1980 - 03/2001	1397 cc	76.00 X 77.00	4 cyl			
	847 720 1.4Liter OHV, 8 Valves, Gasoline	04/1978 - 11/1993	1397 cc	76.00 X 77.00	4 cyl			
	C2J 717 1.4Liter OHV, 8 Valves, Gasoline	09/1981 - 12/1989	1397 cc	76.00 X 77.00	4 cyl			
	C2J 788 1.4Liter OHV, 8 Valves, Gasoline	10/1984 - 11/1998	1397 cc	76.00 X 77.00	4 cyl			
	C2J 772 1.4Liter OHV, 8 Valves, Gasoline	07/1985 - 11/1998	1397 cc	76.00 X 77.00	4 cyl			
	847 712 1.4Liter OHV, 8 Valves, Gasoline	01/1972 - 51/198	1397 cc	76.00 X 77.00	4 cyl			
7							7	

Renault				Renault			
King Set No.	Part No.	Qty.	Position	Crankshaft Diameter	Housing Diameter	Length	Wall Thickness
C1J 791 1.4Liter OHV, 8 Valves, Gasoline	10/1969 - 08/1980	1397 cc	76.00 X 77.00	4 cyl			
CR4426AM STD/0.25/0.5/0.75/1.0/1.25/1.5	C4426	4 Pairs		1.7309/1.7315 43.965/43.980	1.8746/1.8750 47.615/47.625	0.697 17.70	0.0712 1.808
MB 588AM STD/0.25/0.5/0.75/1.0/1.25/1.5 for 54.8mm journal	M 588U M 588L	5 Pairs		2.1568/2.1572 54.783/54.793	2.3122/2.3129 58.730/58.748	0.767 19.47	0.0767 1.948
TW 121AM STD/0.05/0.10/0.15/0.25/0.5	W 121	1 Pair		2.3819/2.3917 60.500/60.749	3.1398/3.1496 79.751/80.000	0.000 0.00	0.1102 2.799
8	129 1.2Liter SOHC/OHC, 8 Valves, Gasoline	05/1976 - 12/1983	1218 cc	75.00 X 69.00	4 cyl		8
CR4493AM STD/0.3/0.5/0.8/1.0	C4493	4 Pairs		1.7707/1.7713 44.976/44.991	1.9155/1.9162 48.654/48.671	0.777 19.74	0.0717 1.821
MB5508AM STD/0.3/0.5/0.8/1.0/1.25/1.5 -1985	M5508U M 576L	3 Pairs	1,3,5	1.9670/1.9677 49.962/49.980	2.1124/2.1131 53.655/53.673	0.680 17.27	0.0721 1.831
	M5508U	2 Pairs	2,4	1.9670/1.9677 49.962/49.980	2.1124/2.1131 53.655/53.673	0.680 17.27	0.0721 1.831
MB5569AM STD/0.3/0.5/0.8/1.0 1985- with 2 oil holes	M5569U	2 Pairs	2,4	1.9671/1.9678 49.964/49.982	2.1124/2.1131 53.655/53.673	0.680 17.26	0.0722 1.834
	M5569L	3 Pairs	1,3,5	1.9671/1.9678 49.964/49.982	2.1124/2.1131 53.655/53.673	0.680 17.26	0.0722 1.834
TW 132AM STD/0.10/0.15/0.20/0.25/0.30/0.5	W 132	1 Pair		2.1752/2.1850 55.250/55.499	2.8130/2.8228 71.450/71.699	0.000 0.00	0.0925 2.350
CR4493XP STD/STDx/0.3/0.5 Optional to CR4493AM (Race bearings, Tri-metal [pMax Black])	C4493-PR	4 Pairs		1.7707/1.7713 44.976/44.991	1.9155/1.9162 48.654/48.671	0.777 19.74	0.0717 1.821
MB5729XP STD/0.3/0.5 Optional to MB5569AM (Race bearings, Tri-metal [pMax Black])	M5729/1-PR	2 Pairs		1.9670/1.9678 49.962/49.982	2.1146/2.1154 53.711/53.731	0.685 17.40	0.0730 1.854
	M5729/2-PR	3 Pairs		1.9670/1.9678 49.962/49.982	2.1146/2.1154 53.711/53.731	0.685 17.40	0.0730 1.854
9	810 725 1.3Liter OHV, 8 Valves, Gasoline	10/1969 - 12/1987	1289 cc	73.00 X 77.00	4 cyl		9
	810 03 1.3Liter OHV, 8 Valves, Gasoline	02/1962 - 02/1983	1289 cc	73.00 X 77.00	4 cyl		
CR4426AM STD/0.25/0.5/0.75/1.0/1.25/1.5	C4426	4 Pairs		1.7309/1.7315 43.965/43.980	1.8746/1.8750 47.615/47.625	0.697 17.70	0.0712 1.808
MB 505AM STD/0.25/0.5/0.75/1.0/1.25 for 46mm journal	M 505/1U M 505/1L	2 Pairs	1,3	1.8106/1.8110 45.989/45.999	1.9635/1.9642 49.873/49.891	0.963 24.47	0.0759 1.928
	M 505/2U M 505/2L	3 Pairs	2,4,5	1.8106/1.8110 45.989/45.999	1.9635/1.9642 49.873/49.891	0.767 19.48	0.0759 1.928
TW 120AM STD/0.25/0.5 -1975	W 120	1 Pair		2.6873 68.257	2.0142 51.161	0.000 0.00	0.0910 2.311
TW 121AM STD/0.05/0.10/0.15/0.25/0.5 1975-	W 121	1 Pair		2.3819/2.3917 60.500/60.749	3.1398/3.1496 79.751/80.000	0.000 0.00	0.1102 2.799
10	X5J 1.4Liter SOHC/OHC, 8 Valves, Gasoline	05/1976 - 12/1983	1360 cc	75.00 X 77.00	4 cyl		10
CR4493AM STD/0.3/0.5/0.8/1.0	C4493	4 Pairs		1.7707/1.7713 44.976/44.991	1.9155/1.9162 48.654/48.671	0.777 19.74	0.0717 1.821
MB5508AM STD/0.3/0.5/0.8/1.0/1.25/1.5	M5508U M 576L	3 Pairs	1,3,5	1.9670/1.9677 49.962/49.980	2.1124/2.1131 53.655/53.673	0.680 17.27	0.0721 1.831
	M5508U	2 Pairs	2,4	1.9670/1.9677 49.962/49.980	2.1124/2.1131 53.655/53.673	0.680 17.27	0.0721 1.831

Renault				Renault			
King Set No.	Part No.	Qty.	Position	Crankshaft Diameter	Housing Diameter	Length	Wall Thickness
TW 132AM STD/0.10/0.15/0.20/0.25/0.30/0.5	W 132	1 Pair		2.1752/2.1850 55.250/55.499	2.8130/2.8228 71.450/71.699	0.000 0.00	0.0925 2.350
CR4493XP STD/STDX/0.3/0.5 Optional to CR4493AM (Race bearings, Tri-metal [pMax Black])	C4493-PR	4 Pairs		1.7707/1.7713 44.976/44.991	1.9155/1.9162 48.654/48.671	0.777 19.74	0.0717 1.821
11	K9K (Turbo) 1.5Liter SOHC/OHC, 8 Valves, Diesel Turbocharged	08/1997 -	1461 cc	76.00 X 80.50	4 cyl		11
	K9K 1.5Liter SOHC/OHC, 8 Valves, Diesel	08/1997 -	1461 cc	76.00 X 80.50	4 cyl		
CR4357XA STD/0.25/0.5/0.75/1.0	C4357U	4 Halves		1.7307/1.7315 43.960/43.980	1.8751/1.8744 47.628/47.610	0.815 20.70	0.0711 1.806
	* C4350L	4		1.7307/1.7315 43.960/43.980	1.8751/1.8744 47.628/47.610	0.697 17.70	0.0710 1.803
MB5352AM STD/0.25/0.5/0.75/1.0	M5352U M5352L	5 Pairs		1.8894/1.8902 47.991/48.011	2.0447/2.0452 51.935/51.948	0.768 19.50	0.0767 1.948
TW 166AM STD/0.1/0.15/0.25/0.5	W 166	1 Pair		2.1063/2.1161 53.500/53.749	2.8937/2.9134 73.500/74.000	0.000 0.00	0.1110 2.819
CR4573SV STD/0.25/0.5 Optional to CR4357XA (Narrowed upper half, 2009 -) Sputter replacment 2009-	C4573U	4 Halves		1.7307/1.7315 43.960/43.980	1.8751/1.8744 47.628/47.610	0.732 18.60	0.0711 1.806
	* C4350L	4		1.7307/1.7315 43.960/43.980	1.8751/1.8744 47.628/47.610	0.697 17.70	0.0711 1.806
12	821 1.6Liter OHV, 8 Valves, Gasoline	09/1965 - 08/1980	1565 cc	77.00 X 84.00	4 cyl		12
	807 20 1.6Liter OHV, 8 Valves, Gasoline	10/1969 - 08/1980	1565 cc	77.00 X 84.00	4 cyl		
	A5L 717 1.6Liter OHV, 8 Valves, Gasoline Turbocharged	04/1978 - 11/1993	1565 cc	77.00 X 84.00	4 cyl		
	821 20 1.6Liter OHV, 8 Valves, Gasoline	10/1969 - 08/1980	1565 cc	77.00 X 84.00	4 cyl		
	843.01 1.7Liter SOHC/OHC, 8 Valves, Gasoline	09/1965 - 10/1980	1647 cc	79.00 X 84.00	4 cyl		
	843 720 1.7Liter OHV, 8 Valves, Gasoline	10/1975 - 12/1983	1647 cc	79.00 X 84.00	4 cyl		
	A2M 723 1.7Liter OHV, 8 Valves, Gasoline	04/1978 - 11/1993	1647 cc	79.00 X 84.00	4 cyl		
	843 724 1.7Liter OHV, 8 Valves, Gasoline	02/1980 - 11/1992	1647 cc	79.00 X 84.00	4 cyl		
	A1M 705 1.7Liter OHV, 8 Valves, Gasoline	03/1980 - 04/1989	1647 cc	79.00 X 84.00	4 cyl		
CR4448AM STD/0.25/0.5/0.75/1.0	C4448	4 Pairs		1.8899/1.8905 48.003/48.019	2.0310/2.0315 51.587/51.600	0.855 21.72	0.0699 1.775
MB 533AM STD/0.25/0.5/0.75/1.0	M 533U M 533L	5 Pairs		2.1576/2.1580 54.803/54.813	2.3122/2.3130 58.730/58.750	0.806 20.48	0.0767 1.948
TW 121AM STD/0.05/0.10/0.15/0.25/0.5	W 121	1 Pair		2.3819/2.3917 60.500/60.749	3.1398/3.1496 79.751/80.000	0.000 0.00	0.1102 2.799
13	F8M 730 1.6Liter SOHC/OHC, 8 Valves, Diesel	09/1981 - 11/1998	1595 cc	78.00 X 83.50	4 cyl		13
	F8Q 786 1.9Liter SOHC/OHC, 8 Valves, Diesel Turbocharged	08/1995 - 08/2003	1870 cc	80.00 X 93.00	4 cyl		
	F8Q 784 1.9Liter SOHC/OHC, 8 Valves, Diesel Turbocharged	08/1995 - 08/2003	1870 cc	80.00 X 93.00	4 cyl		
	F8Q 774 1.9Liter SOHC/OHC, 8 Valves, Diesel	07/1985 -	1870 cc	80.00 X 93.00	4 cyl		

Renault

Renault



King Set No.



Part No.



Qty.



Position



Crankshaft Diameter



Housing Diameter











Length



Wall Thickness

King Set No.	Part No.	Qty.	Position	Crankshaft Diameter	Housing Diameter	Length	Wall Thickness
F8Q 790 1.9Liter SOHC/OHC, 8 Valves, Diesel	08/1995 - 08/2003	1870 cc	80.00 X 93.00	4 cyl			
F8Q 620 1.9Liter SOHC/OHC, 8 Valves, Diesel	08/1995 - 30/200	1870 cc	80.00 X 93.00	4 cyl			
F8Q 732 1.9Liter SOHC/OHC, 8 Valves, Diesel	05/1990 - 09/1998	1870 cc	80.00 X 93.00	4 cyl			
F3R 722 2.0Liter SOHC/OHC, 8 Valves, Gasoline	11/1993 - 08/2003	1998 cc	82.70 X 93.00	4 cyl			
F7R 710 2.0Liter DOHC, 16 Valves, Gasoline	05/1990 - 08/2003	1998 cc	82.70 X 93.00	4 cyl			
CR4019AM STD/0.25/0.5/0.75/1.0/1.5 -12/1997	C4019	4 Pairs		1.8898/1.8905 48.001/48.019	2.0310/2.0315 51.587/51.600	0.806 20.47	0.0699 1.775
CR4227XA STD/0.25/0.5/0.75/1.0 01/1998-	C4227U C4227L	4 Pairs		1.8898/1.8905 48.001/48.019	2.0310/2.0315 51.587/51.600	0.807 20.50	0.0700 1.778
MB5180AM STD/0.25/0.5/0.75/1.0	M5180U M5555L	5 Pairs		2.1569/2.1573 54.785/54.795	2.3122/2.3128 58.730/58.745	0.727 18.47	0.0766 1.946
MB5288AM STD/0.25/0.5/0.75/1.0 without locating lug	M5288U M5288L	5 Pairs	1,2,3,4,5	2.1569/2.1573 54.785/54.795	2.3122/2.3128 58.730/58.745	0.728 18.50	0.0766 1.946
TW 162AM STD/0.10/0.15/0.20/0.25/0.30	W 162	1 Pair		2.3819/2.3917 60.500/60.749	3.1398/3.1496 79.751/80.000	0.000 0.00	0.0925 2.350
CR4019XP STD/0.25/0.5 Optional to CR4019AM (Race bearings, Tri-metal [pMax Black])	C4019-PR	4 Pairs		1.8898/1.8905 48.001/48.019	2.0310/2.0315 51.587/51.600	0.806 20.47	0.0699 1.775
MB5180XP STD/STD/0.25/0.5 Optional to MB5180AM (Race bearings, Tri-metal [pMax Black])	M5180U-PR M5180L-PR	5 Pairs		2.1569/2.1573 54.785/54.795	2.3122/2.3128 58.730/58.745	0.728 18.50	0.0766 1.946
14	K7M 1.6Liter SOHC/OHC, 8 Valves, Gasoline	08/1995 - 08/2003	1598 cc	79.50 X 80.50	4 cyl		14
CR4350AM STD/0.25/0.5/0.75/1.0 without locating lug	C4350	4 Pairs		1.7307/1.7315 43.960/43.980	1.8751/1.8744 47.628/47.610	0.697 17.70	0.0711 1.806
CR4426AM STD/0.25/0.5/0.75/1.0/1.25/1.5	C4426	4 Pairs		1.7309/1.7315 43.965/43.980	1.8746/1.8750 47.615/47.625	0.697 17.70	0.0712 1.808
MB5350AM STD/0.25/0.5/0.75/1.0	M5352U M5352L	3 Pairs		1.8894/1.8902 47.991/48.011	2.0447/2.0452 51.935/51.948	0.768 19.50	0.0767 1.948
	M5352U	2 Pairs		1.8894/1.8902 47.991/48.011	2.0447/2.0452 51.935/51.948	0.768 19.50	0.0767 1.948
TW 166AM STD/0.1/0.15/0.25/0.5	W 166	1 Pair		2.1063/2.1161 53.500/53.749	2.8937/2.9134 73.500/74.000	0.000 0.00	0.1110 2.819
15	K4M 1.6Liter DOHC, 16 Valves, Gasoline	11/1993 - 03/2001	1598 cc	79.50 X 80.50	4 cyl		15
CR4350AM STD/0.25/0.5/0.75/1.0 without locating lug	C4350	4 Pairs		1.7307/1.7315 43.960/43.980	1.8751/1.8744 47.628/47.610	0.697 17.70	0.0711 1.806
CR4426AM STD/0.25/0.5/0.75/1.0/1.25/1.5	C4426	4 Pairs		1.7309/1.7315 43.965/43.980	1.8746/1.8750 47.615/47.625	0.697 17.70	0.0712 1.808
MB5352AM STD/0.25/0.5/0.75/1.0	M5352U M5352L	5 Pairs		1.8894/1.8902 47.991/48.011	2.0447/2.0452 51.935/51.948	0.768 19.50	0.0767 1.948
TW 166AM STD/0.1/0.15/0.25/0.5	W 166	1 Pair		2.1063/2.1161 53.500/53.749	2.8937/2.9134 73.500/74.000	0.000 0.00	0.1110 2.819









Renault				Renault			
							
King Set No.	Part No.	Qty.	Position	Crankshaft Diameter	Housing Diameter	Length	Wall Thickness
16	F2N 798 1.8Liter SOHC/OHC, 8 Valves, Gasoline	09/1981 - 12/1989	1721 cc	81.00 X 83.50	4 cyl		16
	F1N 722 1.8Liter SOHC/OHC, 8 Valves, Gasoline	03/1980 - 03/2001	1721 cc	81.00 X 83.50	4 cyl		
	F2N 742 1.8Liter SOHC/OHC, 8 Valves, Gasoline	10/1984 - 12/1996	1721 cc	81.00 X 83.50	4 cyl		
	F2N 710 1.8Liter SOHC/OHC, 8 Valves, Gasoline	09/1981 - 12/1989	1721 cc	81.00 X 83.50	4 cyl		
	F3N 723 1.8Liter SOHC/OHC, 8 Valves, Gasoline	03/1986 - 08/1994	1721 cc	81.00 X 83.50	4 cyl		
	F2N 770 1.8Liter SOHC/OHC, 8 Valves, Gasoline	05/1990 - 05/1990	1721 cc	81.00 X 83.50	4 cyl		
	F3N 742 1.8Liter SOHC/OHC, 8 Valves, Gasoline	01/1988 - 02/1997	1721 cc	81.00 X 83.50	4 cyl		
	F7P 722 1.8Liter DOHC, 16 Valves, Gasoline	01/1988 - 09/1998	1763 cc	82.00 X 83.50	4 cyl		
	F8Q 740 1.9Liter SOHC/OHC, 8 Valves, Diesel Turbocharged	01/1988 - 12/1995	1870 cc	80.00 X 93.00	4 cyl		
	F8Q 744 1.9Liter SOHC/OHC, 8 Valves, Diesel Turbocharged	01/1991 - 12/1995	1870 cc	80.00 X 93.00	4 cyl		
	F8Q 640 1.9Liter SOHC/OHC, 8 Valves, Diesel	07/1985 - 11/1998	1870 cc	80.00 X 93.00	4 cyl		
	F8Q 730 1.9Liter SOHC/OHC, 8 Valves, Diesel	01/1988 - 09/1998	1870 cc	80.00 X 93.00	4 cyl		
CR4019AM STD/0.25/0.5/0.75/1.0/1.5	C4019	4 Pairs		1.8898/1.8905 48.001/48.019	2.0310/2.0315 51.587/51.600	0.806 20.47	0.0699 1.775
MB5180AM STD/0.25/0.5/0.75/1.0	M5180U M5555L	5 Pairs		2.1569/2.1573 54.785/54.795	2.3122/2.3128 58.730/58.745	0.727 18.47	0.0766 1.946
TW 162AM STD/0.10/0.15/0.20/0.25/0.30	W 162	1 Pair		2.3819/2.3917 60.500/60.749	3.1398/3.1496 79.751/80.000	0.000 0.00	0.0925 2.350
CR4019XP STD/0.25/0.5 Optional to CR4019AM (Race bearings, Tri-metal [pMax Black])	C4019-PR	4 Pairs		1.8898/1.8905 48.001/48.019	2.0310/2.0315 51.587/51.600	0.806 20.47	0.0699 1.775
MB5180XP STD/STDX/0.25/0.5 Optional to MB5180AM (Race bearings, Tri-metal [pMax Black])	M5180U-PR M5180L-PR	5 Pairs		2.1569/2.1573 54.785/54.795	2.3122/2.3128 58.730/58.745	0.728 18.50	0.0766 1.946
17	F9Q 803 1.9Liter SOHC/OHC, 8 Valves, Diesel Turbocharged	03/2001 -	1870 cc	80.00 X 93.00	4 cyl		17
	F9Q 782 1.9Liter SOHC/OHC, 8 Valves, Diesel	08/1997 -	1870 cc	80.00 X 93.00	4 cyl		
	F8Q 622 1.9Liter SOHC/OHC, 8 Valves, Diesel	03/1999 - 08/2003	1870 cc	80.00 X 93.00	4 cyl		
	F8Q 662 1.9Liter SOHC/OHC, 8 Valves, Diesel	08/1997 -	1870 cc	80.00 X 93.00	4 cyl		
	F9Q 710 1.9Liter SOHC/OHC, 8 Valves, Diesel Turbocharged	11/1993 - 08/2003	1870 cc	80.00 X 93.00	4 cyl		
	F9Q 800 1.9Liter SOHC/OHC, 8 Valves, Diesel Turbocharged	08/1997 -	1870 cc	80.00 X 93.00	4 cyl		
	F9Q 733 1.9Liter SOHC/OHC, 8 Valves, Diesel Turbocharged	11/1993 - 08/2003	1870 cc	80.00 X 93.00	4 cyl		
	F9Q 752 1.9Liter SOHC/OHC, 8 Valves, Diesel Turbocharged	03/2001 -	1870 cc	80.00 X 93.00	4 cyl		
	F3R 796 2.0Liter SOHC/OHC, 8 Valves, Gasoline	09/1996 - 08/2003	1998 cc	82.70 X 93.00	4 cyl		

Renault

Renault

King Set No.	Part No.	Qty.	Position	Crankshaft Diameter	Housing Diameter	Length	Wall Thickness
F4R 760 2.0Liter DOHC, 16 Valves, Gasoline Turbocharged F4R 764 2.0Liter DOHC, 16 Valves, Gasoline Turbocharged F4R 722 2.0Liter DOHC, 16 Valves, Gasoline F4R 780 2.0Liter DOHC, 16 Valves, Gasoline	09/2001 - 03/2020	1998 cc	82.70 X 93.00	4 cyl			
	03/2001 -	1998 cc	82.70 X 93.00	4 cyl			
	03/2001 -	1998 cc	82.70 X 93.00	4 cyl			
	11/1993 - 08/2003	1998 cc	82.70 X 93.00	4 cyl			
CR4227XA STD/0.25/0.5/0.75/1.0	C4227U C4227L	4 Pairs		1.8898/1.8905 48.001/48.019	2.0310/2.0315 51.587/51.600	0.807 20.50	0.0700 1.778
MB5288AM STD/0.25/0.5/0.75/1.0 without locating lug	M5288U M5288L	5 Pairs	1,2,3,4,5	2.1569/2.1573 54.785/54.795	2.3122/2.3128 58.730/58.745	0.728 18.50	0.0766 1.946
TW 162AM STD/0.10/0.15/0.20/0.25/0.30	W 162	1 Pair		2.3819/2.3917 60.500/60.749	3.1398/3.1496 79.751/80.000	0.000 0.00	0.0925 2.350
18	N7Q 2.0Liter DOHC, 16 Valves, Gasoline	11/1993 - 03/2001	1948 cc	83.00 X 90.00	4 cyl		18
CR4310AM STD/0.25/0.5/0.75	C6700	4 Pairs		1.9679/1.9685 49.985/50.000	2.0866/2.0871 53.000/53.012	0.764 19.40	0.0588 1.494
MB5351AM <i>crank flange length mm</i> STD 25.88/25.83 0.25 25.88/25.83 0.5 25.88/25.83 0.75 25.88/25.83 1.0 25.88/25.83	M7023U M7023L	4 Pairs		2.5585/2.5591 64.986/65.001	2.7165/2.7171 68.999/69.014	0.764 19.40	0.0783 1.989
	F7023U F7023L	1 Pair		2.5585/2.5591 64.986/65.001	2.7165/2.7171 68.999/69.014	1.023 25.98	0.0785 1.994
19	M9R 780 2.0Liter DOHC, 16 Valves, Diesel Turbocharged	03/2001 -	1995 cc	84.00 X 90.00	4 cyl		19
CR4517XA STD/0.25/0.5/0.75/1.0	C4517U C4517L	4 Pairs		2.0466/2.0472 51.984/51.999	2.1889/2.1897 55.598/55.618	0.764 19.40	0.0697 1.770
MB5648SI STD/0.25/0.5	M5648U	5 Halves		2.2041/2.2049 55.984/56.004	2.3621/2.3626 59.997/60.010	0.673 17.10	0.0783 1.989
	M5648L	5 Halves		2.2041/2.2049 55.984/56.004	2.3621/2.3626 59.997/60.010	0.766 19.45	0.0783 1.989
TW 199AM STD	W 199	1 Pair		0.0000 0.000	3.3070 83.998	0.000 0.00	0.1059 2.690
20	829 702 2.0Liter SOHC/OHC, 8 Valves, Gasoline	10/1975 - 12/1983	1995 cc	88.00 X 82.00	4 cyl		20
	J5R 726 2.0Liter SOHC/OHC, 8 Valves, Gasoline	02/1980 - 03/2001	1995 cc	88.00 X 82.00	4 cyl		
	J7R 760 2.0Liter SOHC/OHC, 8 Valves, Gasoline	07/1984 - 08/1994	1995 cc	88.00 X 82.00	4 cyl		
	J7R 756 2.0Liter SOHC/OHC, 8 Valves, Gasoline Turbocharged	03/1986 - 06/1994	1995 cc	88.00 X 82.00	4 cyl		
	J6R 758 2.0Liter SOHC/OHC, 8 Valves, Gasoline	03/1986 - 08/1994	1995 cc	88.00 X 82.00	4 cyl		
CR4015AM STD/0.25/0.5/0.75/1.0/1.25	C4015U C4015L	4 Pairs		2.0578/2.0585 52.268/52.286	2.2047/2.2055 55.999/56.020	0.737 18.72	0.0727 1.847
MB5544AM STD/0.25/0.5/0.75/1.0/1.5 360 degree oil groove	M5544	5 Pairs		2.4753/2.4761 62.873/62.893	2.6247/2.6255 66.667/66.688	0.924 23.47	0.0742 1.885
TW 135AM STD/0.5	W 135	1 Pair		2.8031/2.8130 71.199/71.450	3.4583/3.4681 87.841/88.090	0.000 0.00	0.1102 2.799

Renault				Renault				
King Set No.	Part No.	Qty.	Position	Crankshaft Diameter	Housing Diameter	Length	Wall Thickness	
21	J7R 734 2.0Liter SOHC/OHC, 12 Valves, Gasoline	09/1989 - 07/1996	1995 cc	88.00 X 82.00	4 cyl		21	
	J6R 714 2.0Liter SOHC/OHC, 8 Valves, Gasoline	02/1979 - 07/1998	1995 cc	88.00 X 82.00	4 cyl			
	J7R 723 2.0Liter SOHC/OHC, 8 Valves, Gasoline	04/1984 - 08/1994	1995 cc	88.00 X 82.00	4 cyl			
	J7R 733 2.0Liter SOHC/OHC, 8 Valves, Gasoline	01/1991 - 07/1996	1995 cc	88.00 X 82.00	4 cyl			
CR4015AM STD/0.25/0.5/0.75/1.0/1.25	C4015U C4015L	4 Pairs		2.0578/2.0585 52.268/52.286	2.2047/2.2055 55.999/56.020	0.737 18.72	0.0727 1.847	
TW 135AM STD/0.5	W 135	1 Pair		2.8031/2.8130 71.199/71.450	3.4583/3.4681 87.841/88.090	0.000 0.00	0.1102 2.799	
22	J6R 792 2.0Liter SOHC/OHC, 8 Valves, Gasoline	03/1986 - 08/1994	1995 cc	88.00 X 82.00	4 cyl		22	
	829 700 2.0Liter SOHC/OHC, 8 Valves, Gasoline	10/1975 - 12/1983	1995 cc	88.00 X 82.00	4 cyl			
CR4015AM STD/0.25/0.5/0.75/1.0/1.25	C4015U C4015L	4 Pairs		2.0578/2.0585 52.268/52.286	2.2047/2.2055 55.999/56.020	0.737 18.72	0.0727 1.847	
MB5544AM STD/0.25/0.5/0.75/1.0/1.5 360 degree oil groove	M5544	5 Pairs		2.4753/2.4761 62.873/62.893	2.6247/2.6255 66.667/66.688	0.924 23.47	0.0742 1.885	
TW 135AM STD/0.5	W 135	1 Pair		2.8031/2.8130 71.199/71.450	3.4583/3.4681 87.841/88.090	0.000 0.00	0.1102 2.799	
23	J8S 712 2.1Liter SOHC/OHC, 8 Valves, Diesel Turbocharged	04/1978 - 11/1993	2068 cc	86.00 X 89.00	4 cyl		23	
	J8S 600 2.1Liter SOHC/OHC, 8 Valves, Diesel	03/1986 - 40/199	2068 cc	86.00 X 89.00	4 cyl			
	J8S 750 2.1Liter SOHC/OHC, 8 Valves, Diesel	03/1980 - 04/1989	2068 cc	86.00 X 89.00	4 cyl			
	J8S 620 2.1Liter SOHC/OHC, 8 Valves, Diesel	03/1989 - 03/2001	2068 cc	86.00 X 89.00	4 cyl			
	852 2.1Liter SOHC/OHC, 8 Valves, Gasoline	10/1975 - 12/1983	2068 cc	86.00 X 89.00	4 cyl			
	852 720 2.1Liter SOHC/OHC, 8 Valves, Diesel	03/1980 - 03/2001	2068 cc	86.00 X 89.00	4 cyl			
	852 710 2.1Liter SOHC/OHC, 8 Valves, Diesel	04/1978 - 08/1994	2068 cc	86.00 X 89.00	4 cyl			
CR4006AM STD/0.25/0.5/0.75/1.0/1.25	C4006U C4006L	4 Pairs		2.2152/2.2160 56.266/56.286	2.3624/2.3630 60.005/60.020	0.815 20.70	0.0725 1.842	
MB5544AM STD/0.25/0.5/0.75/1.0/1.5 360 degree oil groove	M5544	5 Pairs		2.4753/2.4761 62.873/62.893	2.6247/2.6255 66.667/66.688	0.924 23.47	0.0742 1.885	
TW 135AM STD/0.5	W 135	1 Pair		2.8031/2.8130 71.199/71.450	3.4583/3.4681 87.841/88.090	0.000 0.00	0.1102 2.799	
24	J8S 778 2.1Liter SOHC/OHC, 8 Valves, Diesel Turbocharged	01/1991 - 12/1996	2068 cc	86.00 X 89.00	4 cyl		24	
	J8S 240 2.1Liter SOHC/OHC, 8 Valves, Diesel Turbocharged	07/1984 - 12/1992	2068 cc	86.00 X 89.00	4 cyl			
	J8S 702 2.1Liter SOHC/OHC, 8 Valves, Diesel Turbocharged	02/1975 - 03/1986	2068 cc	86.00 X 89.00	4 cyl			
CR4301AM STD/0.25/0.5	C4006L	4 Pairs		2.2152/2.2160 56.266/56.286	2.3624/2.3630 60.005/60.020	0.815 20.70	0.0725 1.842	
MB5544AM STD/0.25/0.5/0.75/1.0/1.5 360 degree oil groove	M5544	5 Pairs		2.4753/2.4761 62.873/62.893	2.6247/2.6255 66.667/66.688	0.924 23.47	0.0742 1.885	

Renault				Renault			
							
King Set No.	Part No.	Qty.	Position	Crankshaft Diameter	Housing Diameter	Length	Wall Thickness
TW 135AM STD/0.5	W 135	1 Pair		2.8031/2.8130 71.199/71.450	3.4583/3.4681 87.841/88.090	0.000 0.00	0.1102 2.799
25	J7T 760 2.2Liter SOHC/OHC, 12 Valves, Gasoline	04/1992 - 07/1996	2165 cc	88.00 X 89.00	4 cyl		25
	J7T 782 2.2Liter SOHC/OHC, 8 Valves, Gasoline	07/1980 - 07/1998	2165 cc	88.00 X 89.00	4 cyl		
	J7T 730 2.2Liter SOHC/OHC, 8 Valves, Gasoline	04/1984 - 12/1993	2165 cc	88.00 X 89.00	4 cyl		
	J7T 776 2.2Liter SOHC/OHC, 8 Valves, Gasoline	01/1991 - 12/1996	2165 cc	88.00 X 89.00	4 cyl		
CR4006AM STD/0.25/0.5/0.75/1.0/1.25	C4006U C4006L	4 Pairs		2.2152/2.2160 56.266/56.286	2.3624/2.3630 60.005/60.020	0.815 20.70	0.0725 1.842
TW 135AM STD/0.5	W 135	1 Pair		2.8031/2.8130 71.199/71.450	3.4583/3.4681 87.841/88.090	0.000 0.00	0.1102 2.799
26	G8T 790 2.2Liter SOHC/OHC, 12 Valves, Diesel	11/1993 - 10/2002	2188 cc	87.00 X 92.00	4 cyl		26
	G8T 740 2.2Liter SOHC/OHC, 12 Valves, Diesel	11/1993 - 03/2001	2188 cc	87.00 X 92.00	4 cyl		
CR4304AM STD/0.25/0.5/0.75	C4304	4 Pairs		1.8888/1.8894 47.976/47.991	2.0320/2.0325 51.613/51.626	0.795 20.20	0.0709 1.801
MB5621SI STD/0.25/0.5/0.75/1.0	M5621U M5621L	5 Pairs	1,2,3,4, 5	2.2827/2.2835 57.981/58.001	2.4279/2.4284 61.669/61.681	0.827 21.00	0.0717 1.821
TW 162AM STD/0.10/0.15/0.20/0.25/0.30	W 162	1 Pair		2.3819/2.3917 60.500/60.749	3.1398/3.1496 79.751/80.000	0.000 0.00	0.0925 2.350
27	G9T 2.2Liter DOHC, 16 Valves, Diesel Turbocharged	11/1996 -	2188 cc	87.00 X 92.00	4 cyl		27
	G9T 642 2.2Liter DOHC, 16 Valves, Diesel Turbocharged		2188 cc	87.00 X 92.00	4 cyl		
CR4372XA STD/0.25/0.5/0.75/1.0	C4372U C4372L	4 Pairs		2.0855/2.0862 52.972/52.989	2.2278/2.2286 56.586/56.606	0.811 20.60	0.0706 1.793
MB5621SI STD/0.25/0.5/0.75/1.0	M5621U M5621L	5 Pairs	1,2,3,4, 5	2.2827/2.2835 57.981/58.001	2.4279/2.4284 61.669/61.681	0.827 21.00	0.0717 1.821
TW1006AM STD	W1006	1 Pair		2.4902/2.5000 63.251/63.500	0.0925/3.1024 2.350/78.801	0.000 0.00	0.0925 2.350
28	M9T 670, 672, 676, 686, 690, 692 2.3Liter Diesel Turbocharged		2298 cc	85.00 X 101.30	4 cyl		28
	M9T 678, 680, 694, 696, 698 2.3Liter Diesel Turbocharged		2298 cc	85.00 X 101.30	4 cyl		
CR4574SV STD/0.25 Sputter replacment	C4574U C4574L	4 Pairs		2.0866/2.0874 53.000/53.020	2.2278/2.2285 56.586/56.604	0.752 19.10	0.0702 1.783
MB5708SI STD/0.25	M5708U * M5708L	5 Halves 5	1,2,3,4, 5 1,2,3,4, 5	2.3616/2.3624 59.985/60.005 2.3616/2.3624 59.985/60.005	2.5196/2.5201 63.998/64.011 2.1960/2.5201 55.778/64.011	0.681 17.30 0.772 19.60	0.0782 1.986 0.0782 1.986
29	N7U 2.5Liter DOHC, 20 Valves, Gasoline	07/1996 - 12/2000	2435 cc	83.00 X 90.00	5 cyl		29
CR 509AM STD/0.25/0.5/0.75/1.0	C6700	5 Pairs		1.9679/1.9685 49.985/50.000	2.0866/2.0871 53.000/53.012	0.764 19.40	0.0588 1.494
MB 612AM crank flange length mm STD 25.88/25.83 0.25 25.88/25.83 0.5 25.88/25.83 0.75 25.88/25.83 1.0 25.88/25.83	M7023U M7023L F7023U F7023L	5 Pairs 1 Pair		2.5585/2.5591 64.986/65.001 2.5585/2.5591 64.986/65.001	2.7165/2.7171 68.999/69.014 2.7165/2.7171 68.999/69.014	0.764 19.40 1.023 25.98	0.0783 1.989 0.0785 1.994

Renault				Renault				
King Set No.	Part No.	Qty.	Position	Crankshaft Diameter	Housing Diameter	Length	Wall Thickness	
30	S8U 730 2.5Liter SOHC/OHC, 8 Valves, Diesel	03/1980 - 03/2001	2445 cc	93.00 X 90.00	4 cyl		30	
	8140.61.240 2.5Liter SOHC/OHC, 8 Valves, Diesel	03/1980 - 03/2001	2445 cc	93.00 X 90.00	4 cyl			
CR4073CP STD/010/020/030/040/050 -1982 with oil hole in upper half	C4073U C4160L	4 Pairs		2.2252/2.2258 56.520/56.535	2.3753/2.3758 60.333/60.345	0.971 24.67	0.0742 1.885	
CR4083CP STD/010/020/030/040 1982- without oil hole	C4083U C4161L	4 Pairs		2.2252/2.2258 56.520/56.535	2.3753/2.3758 60.333/60.345	0.971 24.67	0.0742 1.885	
MB5122CP crank flange length mm STD 31.95/31.90 010 32.05/32.00 020 32.20/32.15 030 32.20/32.15	M5122U M5122L	4 Pairs	1,2,3,4	2.9995/3.0000 76.187/76.200	3.1727/3.1735 80.587/80.607	0.984 25.00	0.0855 2.172	
	F5122U F5122L	1 Pair	5	2.9995/3.0000 76.187/76.200	3.1727/3.1735 80.587/80.607	1.262 32.05	0.0855 2.172	
31	D325 5.1Liter 2 Valves, Diesel	04/1967 - 12/1977	5100 cc	95.00 X 120.00	6 cyl		31	
	D225 5.1Liter 2 Valves, Diesel	04/1967 - 12/1977	5100 cc	95.00 X 120.00	6 cyl			
	D227 5.6Liter 2 Valves, Diesel	01/1970 -	5654 cc	100.00 X 120.00	6 cyl			
	D327 5.6Liter 2 Valves, Diesel	01/1970 -	5654 cc	100.00 X 120.00	6 cyl			
	D226 6.2Liter 2 Valves, Diesel	01/1969 -	6234 cc	105.00 X 120.00	6 cyl			
CR 197AM STD/0.25/0.5/0.75	C 197A C 197B	1 Pair		2.2815/2.2823 57.950/57.970	2.4409/2.4417 61.999/62.019	1.067 27.10	0.0783 1.989	
MB 160AM crank flange length mm STD 35.88/35.83 0.25 36.18/36.13 0.5 36.18/36.13 0.75 36.68/36.63	F 160U F 160L	1 Pair		2.5571/2.5579 64.950/64.971	2.7953/2.7960 71.001/71.018	1.417 35.98	0.1175 2.985	
MB1009AM STD/0.25/0.5	M1009 M 161L	1 Pair		2.5571/2.5579 64.950/64.971	2.7953/2.7960 71.001/71.018	1.106 28.10	0.1175 2.985	

Engine Index: Rover

Engine-Code	Years	Cyl	CC	Line
11 K2D 1.2Liter SOHC/OHC, 8 Valves, Gasoline	11/1989 - 03/2000	4	1119	1
11 K4F 1.2Liter 16 Valves, Gasoline	09/1999 - 05/2005	4	1119	1
EV2 1.3Liter SOHC, 8 Valves, Gasoline	07/1983 - 10/1987	4	1342	2
14 K2A 1.4Liter SOHC/OHC, 8 Valves, Gasoline	10/1989 - 12/1998	4	1396	1
14 K4D 1.4Liter DOHC, 16 Valves, Diesel	10/1989 - 03/2000	4	1396	1
S Series 1.6Liter OHC Carburettor		4	1598	3
18K19 1.8Liter DOHC		4	1796	4
O Series OHC 2.0Liter Carburetor Fuel Injection		4	1994	5
O Series 2.0Liter Turbocharged		4	1994	5
820 Series 2.0Liter Injection 16 Valves		4	1994	5
820 SPI/MPi 2.0Liter DOHC		4	1994	5
2250 2.3Liter		4	2250	6
SD1 9.25 3.5Liter V8		8	3528	7
SD1 10.5 3.5Liter V8		8	3528	7









Rover				Rover			
King Set No.	Part No.	Qty.	Position	Crankshaft Diameter	Housing Diameter	Length	Wall Thickness
1	11 K2D 1.2Liter SOHC/OHC, 8 Valves, Gasoline	11/1989 - 03/2000	1119 cc	75.00 X 63.30	4 cyl		1
	11 K4F 1.2Liter 16 Valves, Gasoline	09/1999 - 05/2005	1119 cc	75.00 X 63.30	4 cyl		
	14 K2A 1.4Liter SOHC/OHC, 8 Valves, Gasoline	10/1989 - 12/1998	1396 cc	75.00 X 79.00	4 cyl		
	14 K4D 1.4Liter DOHC, 16 Valves, Diesel	10/1989 - 03/2000	1396 cc	75.00 X 79.00	4 cyl		
CR4152AM STD/010/020/030	C4152	4 Pairs		1.6929/1.6932 43.000/43.007	1.8372/1.8381 46.665/46.688	0.850 21.60	0.0716 1.819
MB5012AM STD/0.25/0.5/0.75 Version 1: pos. 3 - upper half with center locating lug (=M5011U) Version 2: pos. 3 - upper half with off-set locating lug (=M5012)	M5011U M5011L	3 Pairs	2,3,4	1.8895/1.8898 47.993/48.001	2.0307/2.0315 51.580/51.600	0.685 17.40	0.0703 1.786
	M5011L	2 Pairs	1,5	1.8895/1.8898 47.993/48.001	2.0307/2.0315 51.580/51.600	0.685 17.40	0.0703 1.786
	M5012	1 Half	3	1.8895/1.8898 47.993/48.001	2.0307/2.0315 51.580/51.600	0.685 17.40	0.0703 1.786
2	EV2 1.3Liter SOHC, 8 Valves, Gasoline	07/1983 - 10/1987	1342 cc	74.00 X 78.00	4 cyl		2
CR4258AM STD/0.25/0.5/0.75/1.0	C4258	4 Pairs		1.5740/1.5748 39.980/40.000	1.6931/1.6938 43.005/43.023	0.728 18.50	0.0591 1.501
MB5168AM STD/0.25/0.5/0.75/1.0/1.25/1.5	M5168	5 Pairs		1.9676/1.9685 49.977/50.000	2.1260/2.1269 54.000/54.023	0.786 19.96	0.0787 1.999
TW 110AM STD/0.25	W 110	1 Pair		2.2047/2.2146 55.999/56.251	3.0709/3.0807 78.001/78.250	0.000 0.00	0.0984 2.499
3	S Series 1.6Liter OHC Carburettor		1598 cc	76.20 X 87.60	4 cyl		3
CR4011AM STD/010/020/060	C4011	4 Pairs		1.8759/1.8764 47.648/47.661	2.0210/2.0215 51.333/51.346	0.664 16.87	0.0718 1.824
MB5552AM STD/010/020/030	M5552/1	4 Pairs	1,2,3,5	2.2515/2.2520 57.188/57.201	2.3950/2.3955 60.833/60.846	0.820 20.83	0.0709 1.801
	M5552/4	1 Pair	4	2.2515/2.2520 57.188/57.201	2.3950/2.3955 60.833/60.846	0.820 20.83	0.0705 1.791
4	18K19 1.8Liter DOHC		1796 cc	80.00 X 89.30	4 cyl		4
CR4208SI STD/010/020	C4208	4 Pairs		1.8892/1.8900 47.986/48.006	2.0338/2.0348 51.659/51.684	0.722 18.35	0.0718 1.824
MB5012AM STD/0.25/0.5/0.75 Version 1: pos. 3 - upper half with center locating lug (=M5011U) Version 2: pos. 3 - upper half with off-set locating lug (=M5012)	M5011U M5011L	3 Pairs	2,3,4	1.8895/1.8898 47.993/48.001	2.0307/2.0315 51.580/51.600	0.685 17.40	0.0703 1.786
	M5011L	2 Pairs	1,5	1.8895/1.8898 47.993/48.001	2.0307/2.0315 51.580/51.600	0.685 17.40	0.0703 1.786
	M5012	1 Half	3	1.8895/1.8898 47.993/48.001	2.0307/2.0315 51.580/51.600	0.685 17.40	0.0703 1.786
5	O Series OHC 2.0Liter Carburetor Fuel Injection		1994 cc	84.44 X 89.00	4 cyl		5
	O Series 2.0Liter Turbocharged		1994 cc	84.44 X 89.00	4 cyl		
	820 Series 2.0Liter Injection 16 Valves		1994 cc	84.45 X 89.00	4 cyl		
	820 SPi/MPi 2.0Liter DOHC		1994 cc	84.45 X 89.00	4 cyl		
CR4064AM STD/010/020	C4064	4 Pairs		1.8759/1.8764 47.648/47.661	2.0210/2.0215 51.333/51.346	0.784 19.90	0.0717 1.821

Rover				Rover			
King Set No.	Part No.	Qty.	Position	Crankshaft Diameter	Housing Diameter	Length	Wall Thickness
MB5594AM STD/010/020/030	M5594/1	3 Pairs	1,3,5	2.1265/2.1270 54.013/54.026	2.2710/2.2715 57.683/57.696	1.129 28.68	0.0716 1.819
	M5594/2	2 Pairs	2,4	2.1265/2.1270 54.013/54.026	2.2710/2.2715 57.683/57.696	0.769 19.54	0.0716 1.819
TW 216AM STD/0.25	W 216D W 216E	2 Pairs		2.3400/2.3500 59.436/59.690	2.9330/2.9430 74.498/74.752	0.000 0.00	0.0930 2.362
6	2250 2.3Liter		2250 cc	76.20 X 82.55	4 cyl		6
CR4401AM STD/010/020/030/040/050/060	C4401	4 Pairs		2.3120/2.3127 58.725/58.743	2.4580/2.4585 62.433/62.446	0.986 25.05	0.0722 1.834
CR4401CP STD/010/020/030	C4401	4 Pairs		2.3120/2.3127 58.725/58.743	2.4580/2.4585 62.433/62.446	0.986 25.05	0.0723 1.836
MB 344AM STD/010/020/030/040/050/060	M 344/1	2 Pairs	3	2.4995/2.5000 63.487/63.500	2.6655/2.6660 67.704/67.716	1.006 25.55	0.0826 2.098
	M 344/3W M 344/3Y	1 Pair		2.4995/2.5000 63.487/63.500	2.6655/2.6660 67.704/67.716	1.569 39.85	0.0826 2.098
MB 344CP STD/010/020	M 344/1	2 Pairs	3	2.4995/2.5000 63.487/63.500	2.6655/2.6660 67.704/67.716	1.006 25.55	0.0827 2.101
	M 344/3W M 344/3Y	1 Pair		2.4995/2.5000 63.487/63.500	2.6655/2.6660 67.704/67.716	1.569 39.85	0.0827 2.101
TW 186AM STD/0.05/0.10/0.25	W0186	1 Pair		2.7850/2.7950 70.739/70.993	3.3700/3.3800 85.598/85.852	0.000 0.00	0.0920 2.337
7	SD1 9.25 3.5Liter V8		3528 cc	88.86 X 71.11	8 cyl		7
	SD1 10.5 3.5Liter V8		3528 cc	88.86 X 71.11	8 cyl		
CR8006AM STD/010/020/030/050/060	C8006	8 Pairs		1.9995/2.0005 50.787/50.813	2.1247/2.1252 53.967/53.980	0.701 17.80	0.0619 1.572
MB 589AM crank flange length mm STD 26.87/26.82 010 26.87/26.82 020 26.87/26.82 030 26.87/26.82	M 589U M 589L	4 Pairs	1,2,4,5	2.2983/2.2993 58.377/58.402	2.4906/2.4916 63.261/63.287	0.804 20.41	0.0955 2.426
	F 589U F 589L	1 Pair	3	2.2987/2.2997 58.387/58.412	2.4906/2.4916 63.261/63.287	1.062 26.97	0.0954 2.423

Engine Index: Saab









Engine-Code	Years	Cyl	CC	Line
P5S MARATHON 1.7 Liter, V4		4	1699	1
EV 17L 1.7 Liter		4	1699	1
P104S 1.7 Liter		4	1709	2
PE104 S 1.8 Liter		4	1854	2
B20,B20E 1.9 Liter, Carburettor and Fuel Injection		4	1985	3
BZ20 1.9 Liter, Turbocharged		4	1985	3
B202 1.9 Liter, Normally Aspirated and Turbo		4	1985	3
B202I 1.9 Liter		4	1985	4
B204I 1.9 Liter		4	1985	4
B204L 1.9 Liter		4	1985	4
B234E 2.2 Liter		4	2290	4
B234I 2.2 Liter		4	2290	4
254CI 4.2Liter DOHC, 24 Valves, vin S, Gasoline	01/2002 - 12/2009	6	4157	5









Saab				Saab			
King Set No.	Part No.	Qty.	Position	Crankshaft Diameter	Housing Diameter	Length	Wall Thickness
1	P5S MARATHON 1.7 Liter, V4			1699 cc	90.00 X 66.80	4 cyl	1
	EV 17L 1.7 Liter			1699 cc	90.00 X 66.80	4 cyl	
CR 432SI STD/010/020/030/040	C 642	4 Pairs		2.1252/2.1260 53.980/54.000	2.2370/2.2378 56.820/56.840	0.648 16.45	0.0552 1.402
CS 311BB							
MB 333AM crank flange length mm STD 26.29/26.24 010 26.54/26.49 020 26.54/26.49	M4023U	2 Pairs	1,3	2.2433/2.2441 56.980/57.000	2.3866/2.3874 60.620/60.640	0.849 21.57	0.0710 1.803
	F 499	1 Pair	2	2.2433/0.2441 56.980/6.200	2.3866/2.3874 60.620/60.640	1.039 26.39	0.0710 1.803
MB 332SI Optional to MB 333AM (flange STD) crank flange length mm STD 26.29/26.24 010 26.29/26.24 020 26.29/26.24	M4023U	2 Pairs	1,3	2.2433/2.2441 56.980/57.000	2.3866/2.3874 60.620/60.640	0.849 21.57	0.0710 1.803
	F4023U	1 Pair	2	2.2433/0.2441 56.980/6.200	2.3866/2.3874 60.620/60.640	1.039 26.39	0.0710 1.803
2	P104S 1.7 Liter			1709 cc	83.49 X 77.98	4 cyl	2
	PE104 S 1.8 Liter			1854 cc	86.99 X 77.99	4 cyl	
CR4465AM STD/010/020/030/040/060	C4465	4 Pairs		1.7500/1.7505 44.450/44.463	1.8955/1.8960 48.146/48.158	0.744 18.90	0.0721 1.831
MB 575AM STD/010/020/030/040	M5567/1	5 Pairs		2.1255/2.1260 53.988/54.000	2.2710/2.2715 57.683/57.696	0.815 20.70	0.0719 1.826
TW 117AM							
3	B20,B20E 1.9 Liter, Carburettor and Fuel Injection			1985 cc	90.00 X 78.00	4 cyl	3
	BZ20 1.9 Liter, Turbocharged			1985 cc	90.00 X 78.00	4 cyl	
	B202 1.9 Liter, Normally Aspirated and Turbo			1985 cc	90.00 X 78.00	4 cyl	
CR4003AM STD/0.25/0.5	C4003	4 Pairs		2.0465/2.0472 51.981/51.999	2.2047/2.2055 55.999/56.020	0.796 20.22	0.0783 1.989
MB5553AM STD/0.25/0.5	M5553	5 Pairs		2.2829/2.2835 57.986/58.001	2.4409/2.4417 61.999/62.019	0.847 21.50	0.0782 1.986
CR4606XP STD/0.25 Optional to CR4003AM (Race bearings, Tri-metal [pMax Black])	C4606-PR	4 Pairs		2.0460/2.0470 51.968/51.994	2.2040/2.2050 55.982/56.007	0.801 20.35	0.0783 1.989
4	B202I 1.9 Liter			1985 cc	90.00 X 78.00	4 cyl	4
	B204I 1.9 Liter			1985 cc	90.00 X 78.00	4 cyl	
	B204L 1.9 Liter			1985 cc	90.00 X 78.00	4 cyl	
	B234E 2.2 Liter			2290 cc	90.00 X 90.00	4 cyl	
	B234I 2.2 Liter			2290 cc	90.00 X 90.00	4 cyl	
CR4003CP STD/0.25/0.5/0.75	C4003	4 Pairs		2.0465/2.0472 51.981/51.999	2.2047/2.2055 55.999/56.020	0.796 20.22	0.0784 1.991
MB5654CP STD/0.25/0.5/0.75	M5654	5 Pairs	1,2,3,4,5	2.2827/2.2835 57.981/58.001	2.4409/2.4417 61.999/62.019	0.847 21.50	0.0783 1.989
CR4606XP STD/0.25 Optional to CR4003CP (Race bearings, Tri-metal [pMax Black])	C4606-PR	4 Pairs		2.0460/2.0470 51.968/51.994	2.2040/2.2050 55.982/56.007	0.801 20.35	0.0783 1.989
5	254CI 4.2 Liter DOHC, 24 Valves, vin S, Gasoline		01/2002 - 12/2009	4157 cc	93.00 X 102.00	6 cyl	5
	CR6860SI STD/010/020	C6860	6 Pairs	2.2319/2.2326 56.690/56.708	2.3749/2.3755 60.322/60.338	0.818 20.77	

Saab				Saab			
 King Set No.	 Part No.	 Qty.	 Position	 Crankshaft Diameter	 Housing Diameter	 Length	 Wall Thickness
MB7765CP STD	M7765U M7765L	6 Pairs	1,2,3,4, 6,7	2.7546/2.7552 69.967/69.982	3.0736/3.0743 78.069/78.087	0.818 20.77	0.1593 4.046
	F7765U M7765L	1 Pair	5	2.7546/2.7552 69.967/69.982	3.0736/3.0743 78.069/78.087	1.002 25.45	0.1593 4.046
CR6861SI STD/010/020 Optional to CR6860SI (with .002" OD housing)	C6861	6 Pairs		2.2319/2.2326 56.690/56.708	2.3809/2.3815 60.475/60.490	0.818 20.77	0.0709 1.801

Engine Index: Scania









Engine-Code	Years	Cyl	CC	Line
D12/ DH12/ DS112 11.7 Liter, Diesel Turbocharged		6	11700	1
DL12 11.7 Liter, Diesel Turbo Intercooler		6	11700	1
DSC 12.01/2 EURO 2 11.7 Liter, Diesel Turbo Intercooler		6	11700	1
DSC 12.03 11.7 Liter, Diesel Turbo Intercooler		6	11700	1
DSC 12.05 EURO 2, DSC 12.06 11.7 Liter, Diesel Turbo Intercooler		6	11700	1
DC 12.01/06/14 EURO 3 (D3) 11.7 Liter, Diesel Turbo Intercooler		6	11700	1
DC 12.02 EURO 2 11.7 Liter, Diesel Turbo Intercooler		6	11700	1
DC 12.03 EURO 3 (D3) 11.7 Liter, Diesel Turbo Intercooler		6	11700	1
DC 12.09/15/22/23 11.7 Liter, Diesel Turbo Intercooler		6	11700	1
DC 12.10 EURO 4 (D4) 11.7 Liter, Diesel Turbo Intercooler		6	11700	1
DC 12.13 EURO 4 (D4) 11.7 Liter, Diesel Turbo Intercooler		6	11700	1
DC 12.17 EURO 3 (D3) 11.7 Liter, Diesel Turbo Intercooler		6	11700	1
DC 12.18 EURO 5 11.7 Liter, Diesel Turbo Intercooler		6	11700	1
DC 12.24 11.7 Liter, Diesel Turbo Intercooler		6	11700	1
DC 12.26 11.7 Liter, Diesel Turbo Intercooler		6	11700	1
DT12.02 EURO 3 (D3) 11.7 Liter, Diesel Turbo Intercooler		6	11700	1
DT 12.03/06 EURO 4 (D4) 11.7 Liter, Diesel Turbo Intercooler		6	11700	1
DT 12.08 11.7 Liter, Diesel Turbo Intercooler		6	11700	1
DT 12.11/12 EURO 4 (D4) 11.7 Liter, Diesel Turbo Intercooler		6	11700	1
DT 12.14 11.7 Liter, Diesel Turbo Intercooler		6	11700	1
DS 111/2 11.7 Liter, Diesel Turbocharged		6	11700	1
DT 12.17 EURO 4 (D4) 11.7 Liter, Diesel Turbo Intercooler		6	11716	1
DT 12.18 11.7 Liter, Diesel Turbo Intercooler		6	11716	1
DC16.47 A 15.6Liter Diesel		8	15600	2
DC16.40 A 15.6Liter Diesel		8	15600	2
DC16.43 A02P 15.6Liter Diesel		8	15600	2
DC16.05 Euro 4 (D4) 15.6Liter OHV, 4 Valves, Diesel Turbocharged		8	15600	2
DC16.06 Euro 4 (D4) 15.6Liter OHV, 4 Valves, Diesel Turbocharged		8	15600	2
DC16.08 Euro 4 (D4) 15.6Liter OHV, 4 Valves, Diesel Turbocharged		8	15600	2
DC16.09 Euro 5 15.6Liter OHV, 4 Valves, Diesel Turbocharged Intercooler		8	15600	2
DC16.17 Euro 5 15.6Liter Diesel Turbocharged Intercooler		8	15600	2
DC16.18 Euro 5 15.6Liter OHV, 4 Valves, Diesel Turbocharged Intercooler		8	15600	2
DC16.19 Euro 5 15.6Liter OHV, 4 Valves, Diesel Turbocharged Intercooler		8	15600	2
DC16.01 Euro 3 (D3) 15.6Liter DOHC, 4 Valves, Diesel Turbocharged	05/2000 -	8	15600	2
DC16.02 Euro 3 (D3) 15.6Liter DOHC, 4 Valves, Diesel Turbocharged	05/2000 -	8	15600	2
DC16.03 Euro 3 (D3) 15.6Liter OHV, 4 Valves, Diesel Turbocharged	02/2004 -	8	15600	2
DC16.04 Euro 3 (D3) 15.6Liter OHV, 4 Valves, Diesel Turbocharged	02/2004 -	8	15600	2
DC16.070 A 16.4Liter Diesel		8	16400	2
DC16.45 A 16.4Liter Diesel		8	16400	2

Scania				Scania			
							
King Set No.	Part No.	Qty.	Position	Crankshaft Diameter	Housing Diameter	Length	Wall Thickness
1	DS 111/2 11.7 Liter, Diesel Turbocharged	11700 cc	127.00 X 154.00	6 cyl			1
	D12/ DH12/ DSI12 11.7 Liter, Diesel Turbocharged	11700 cc	127.00 X 154.00	6 cyl			
	DL12 11.7 Liter, Diesel Turbo Intercooler	11700 cc	127.00 X 154.00	6 cyl			
	DSC 12.01/2 EURO 2 11.7 Liter, Diesel Turbo Intercooler	11700 cc	127.00 X 154.00	6 cyl			
	DSC 12.03 11.7 Liter, Diesel Turbo Intercooler	11700 cc	127.00 X 154.00	6 cyl			
	DSC 12.05 EURO 2, DSC 12.06 11.7 Liter, Diesel Turbo Intercooler	11700 cc	127.00 X 154.00	6 cyl			
	DC 12.01/06/14 EURO 3 (D3) 11.7 Liter, Diesel Turbo Intercooler	11700 cc	127.00 X 154.00	6 cyl			
	DC 12.02 EURO 2 11.7 Liter, Diesel Turbo Intercooler	11700 cc	127.00 X 154.00	6 cyl			
	DC 12.03 EURO 3 (D3) 11.7 Liter, Diesel Turbo Intercooler	11700 cc	127.00 X 154.00	6 cyl			
	DC 12.09/15/22/23 11.7 Liter, Diesel Turbo Intercooler	11700 cc	127.00 X 154.00	6 cyl			
	DC 12.10 EURO 4 (D4) 11.7 Liter, Diesel Turbo Intercooler	11700 cc	127.00 X 154.00	6 cyl			
	DC 12.13 EURO 4 (D4) 11.7 Liter, Diesel Turbo Intercooler	11700 cc	127.00 X 154.00	6 cyl			
	DC 12.17 EURO 3 (D3) 11.7 Liter, Diesel Turbo Intercooler	11700 cc	127.00 X 154.00	6 cyl			
	DC 12.18 EURO 5 11.7 Liter, Diesel Turbo Intercooler	11700 cc	127.00 X 154.00	6 cyl			
	DC 12.24 11.7 Liter, Diesel Turbo Intercooler	11700 cc	127.00 X 154.00	6 cyl			
	DC 12.26 11.7 Liter, Diesel Turbo Intercooler	11700 cc	127.00 X 154.00	6 cyl			
	DT12.02 EURO 3 (D3) 11.7 Liter, Diesel Turbo Intercooler	11700 cc	127.00 X 154.00	6 cyl			
	DT 12.03/06 EURO 4 (D4) 11.7 Liter, Diesel Turbo Intercooler	11700 cc	127.00 X 154.00	6 cyl			
	DT 12.08 11.7 Liter, Diesel Turbo Intercooler	11700 cc	127.00 X 154.00	6 cyl			
	DT 12.11/12 EURO 4 (D4) 11.7 Liter, Diesel Turbo Intercooler	11700 cc	127.00 X 154.00	6 cyl			
DT 12.14 11.7 Liter, Diesel Turbo Intercooler	11700 cc	127.00 X 154.00	6 cyl				
DT 12.17 EURO 4 (D4) 11.7 Liter, Diesel Turbo Intercooler	11716 cc	127.00 X 154.00	6 cyl				
DT 12.18 11.7 Liter, Diesel Turbo Intercooler	11716 cc	127.00 X 154.00	6 cyl				
CR1648CP STD/0.25	C1648	1 Pair		3.4240/3.4250 86.970/86.995	3.5920/3.5930 91.237/91.262	1.784 45.30	0.0824 2.093
CR6864CP STD/0.25/0.5	C1648	6 Pairs		3.4240/3.4250 86.970/86.995	3.5920/3.5930 91.237/91.262	1.784 45.30	0.0824 2.093
MB1270CP STD/0.25	M1270U M1270L	1 Pair		4.2510/4.2520 107.975/108.001	4.4170/4.4180 112.192/112.217	1.358 34.50	0.0816 2.073
MB7768CP STD/0.25/0.5	M1270U M1270L	7 Pairs		4.2510/4.2520 107.975/108.001	4.4170/4.4180 112.192/112.217	1.358 34.50	0.0816 2.073

Scania				Scania			
							
King Set No.	Part No.	Qty.	Position	Crankshaft Diameter	Housing Diameter	Length	Wall Thickness
2	DC16.01 Euro 3 (D3) 15.6Liter DOHC, 4 Valves, Diesel Turbocharged Intercooler	05/2000 -	15600 cc	127.00 X 154.00	8 cyl		2
	DC16.02 Euro 3 (D3) 15.6Liter DOHC, 4 Valves, Diesel Turbocharged Intercooler	05/2000 -	15600 cc	127.00 X 154.00	8 cyl		
	DC16.03 Euro 3 (D3) 15.6Liter OHV, 4 Valves, Diesel Turbocharged Intercooler	02/2004 -	15600 cc	127.00 X 154.00	8 cyl		
	DC16.04 Euro 3 (D3) 15.6Liter OHV, 4 Valves, Diesel Turbocharged Intercooler	02/2004 -	15600 cc	127.00 X 154.00	8 cyl		
	DC16.05 Euro 4 (D4) 15.6Liter OHV, 4 Valves, Diesel Turbocharged Intercooler		15600 cc	127.00 X 154.00	8 cyl		
	DC16.06 Euro 4 (D4) 15.6Liter OHV, 4 Valves, Diesel Turbocharged Intercooler		15600 cc	127.00 X 154.00	8 cyl		
	DC16.08 Euro 4 (D4) 15.6Liter OHV, 4 Valves, Diesel Turbocharged Intercooler		15600 cc	127.00 X 154.00	8 cyl		
	DC16.09 Euro 5 15.6Liter OHV, 4 Valves, Diesel Turbocharged Intercooler		15600 cc	127.00 X 154.00	8 cyl		
	DC16.17 Euro 5 15.6Liter Diesel Turbocharged Intercooler		15600 cc	127.00 X 154.00	8 cyl		
	DC16.18 Euro 5 15.6Liter OHV, 4 Valves, Diesel Turbocharged Intercooler		15600 cc	127.00 X 154.00	8 cyl		
	DC16.19 Euro 5 15.6Liter OHV, 4 Valves, Diesel Turbocharged Intercooler		15600 cc	127.00 X 154.00	8 cyl		
	DC16.40 A 15.6Liter Diesel		15600 cc	127.00 X 154.00	8 cyl		
	DC16.43 A02P 15.6Liter Diesel		15600 cc	127.00 X 154.00	8 cyl		
	DC16.47 A 15.6Liter Diesel		15600 cc	127.00 X 154.00	8 cyl		
DC16.070 A 16.4Liter Diesel		16400 cc	127.00 X 154.00	8 cyl			
DC16.45 A 16.4Liter Diesel		16400 cc	127.00 X 154.00	8 cyl			
CR1639CP STD/0.25	C1639	1 Pair		3.6605/3.6614 92.977/93.000	3.8279/3.8288 97.229/97.252	1.587 40.30	0.0823 2.090
CR8035CP STD Optional to CR1639CP (set for 8 cyl.)	C1639	8 Pairs		3.6605/3.6614 92.977/93.000	3.8279/3.8288 97.229/97.252	1.587 40.30	0.0823 2.090

Engine Index: Scion









Engine-Code	Years	Cyl	CC	Line
1NZFE 1.5Liter DOHC 16 valve Toyota VVT1		4	1497	1
2AZFE 2.4Liter DOHC 16 valve Toyota		4	2398	2

Scion				Scion			
							
King Set No.	Part No.	Qty.	Position	Crankshaft Diameter	Housing Diameter	Length	Wall Thickness
1	1NZFE 1.5Liter DOHC 16 valve Toyota VVT1	1497 cc	75.00 X 84.70	4 cyl			1
CR4349CP STD/0.25/0.5/0.75	C4349	4 Pairs		0.0000 0.000	1.6955/1.6962 43.066/43.083	0.535 13.60	0.0588 1.494
MB5394AM STD/0.25/0.5	M5394U M5394L	5 Pairs		1.8100/1.8110 45.974/45.999	1.9700/1.9071 50.038/48.440	0.634 16.10	0.0787 1.999
TW 185AM STD	W 185	1 Pair		2.1102/2.1201 53.599/53.851	2.7382/2.7480 69.550/69.799	0.000 0.00	0.0980 2.489
2	2AZFE 2.4Liter DOHC 16 valve Toyota	2398 cc	88.50 X 96.00	4 cyl			2
CR4514SI STD/0.25/0.5/0.75/1.0	C4514	4 Pairs	1,2,3,4	1.8894/1.8898 47.991/48.001	2.0079/2.0087 51.001/51.021	0.614 15.60	0.0587 1.491
MB5646SI STD/0.25/0.5/0.75/1.0	M5646U M5646L	5 Pairs	1,2,3,4, 5	2.1649/2.1654 54.988/55.001	2.3228/2.3235 58.999/59.017	0.669 17.00	0.0786 1.996
TW 193AM STD	W 193	1 Pair		2.3819/2.3917 60.500/60.749	3.0610/3.0709 77.749/78.001	1.980 50.29	0.0000 0.000

Engine Index: Seat









Engine-Code	Years	Cyl	CC	Line
08 NCA 0.8Liter OHV, 8 Valves, Gasoline	08/1986 - 10/1998	4	843	1
A112 A5.000 0.9Liter OHV, 8 Valves, Gasoline	01/1982 - 12/1986	4	903	2
100 GL 7000 0.9Liter OHV, 8 Valves, Gasoline	01/1982 - 10/1998	4	903	1
146 A 000 0.9Liter SOHC/OHC, 8 Valves, Gasoline	06/1984 - 12/1993	4	903	2
021 A 1000 1.2Liter SOHC/OHC, 8 Valves, Gasoline	06/1982 - 12/1993	4	1193	3
FA12 1.2Liter OHV, 8 Valves, Gasoline	01/1968 - 10/1980	4	1197	4
AFH 1.4Liter DOHC, 16 Valves, Gasoline	10/1994 - 10/1999	4	1390	6
AKK 1.4Liter SOHC/OHC, 8 Valves, Gasoline	11/1995 - 07/2002	4	1390	6
AUD 1.4Liter SOHC/OHC, 8 Valves, Gasoline	11/1995 - 07/2005	4	1390	6
BCA 1.4Liter DOHC, 16 Valves, Gasoline	11/1995 - 06/2006	4	1390	6
APE 1.4Liter SOHC/OHC, 16 Valves, Gasoline	11/1995 - 06/2006	4	1390	6
AFK 1.4Liter DOHC, 16 Valves, Gasoline	09/1998 - 07/2005	4	1390	6
BBZ 1.4Liter DOHC, 16 Valves, Gasoline	10/2001 -	4	1390	6
CAVE 1.4Liter DOHC, 16 Valves, Gasoline Turbocharged	09/2007 -	4	1390	5
124 B 7000 1.5Liter OHV, 8 Valves, Gasoline	06/1982 - 11/1988	4	1438	4
021 A 2000 1.5Liter 8 Valves, Gasoline	06/1982 - 12/1993	4	1461	3
132 BB OA O 1.6Liter DOHC, 8 Valves, Gasoline	05/1975 - 12/1986	4	1592	7
1F 1.6Liter SOHC/OHC, 8 Valves, Gasoline	07/1982 - 01/2004	4	1595	10
EZ 1.6Liter 2 Valves, Gasoline	08/1983 -	4	1595	14
AEH 1.6Liter SOHC/OHC, 8 Valves, Gasoline	10/1988 - 04/2000	4	1595	11









Engine-Code	Years	Cyl	CC	Line
ABN 1.6Liter 2 Valves, Gasoline	08/1991 -	4	1595	10
AFT 1.6Liter 2 Valves, Gasoline	07/1995 -	4	1595	8
AUR 1.6Liter SOHC/OHC, 8 Valves, Gasoline	11/1995 - 07/2002	4	1595	11
AKL 1.6Liter SOHC/OHC, 8 Valves, Gasoline	11/1995 - 06/2006	4	1595	11
AKL 1.6Liter SOHC/OHC, 8 Valves, Gasoline	11/1995 - 06/2006	4	1595	12
BFQ 1.6Liter SOHC/OHC, 8 Valves, Gasoline	08/1997 - 06/2006	4	1595	9
APF 1.6Liter 2 Valves, Gasoline	05/1999 -	4	1595	13
ALZ 1.6Liter SOHC/OHC, 8 Valves, Gasoline	11/2000 - 08/2005	4	1595	9
BGU 1.6Liter SOHC/OHC, 8 Valves, Gasoline	02/2003 -	4	1595	9
BCB 1.4Liter DOHC, 16 Valves, Gasoline	08/1997 - 06/2006	4	1598	15
CNKA 1.6Liter DOHC, 16 Valves, Gasoline	06/2009 -	4	1598	5
022 A.5000 1.8Liter SOHC/OHC, 8 Valves, Diesel	07/1978 - 12/1993	4	1714	7
AKU 1.8Liter SOHC/OHC, 8 Valves, Diesel	09/1994 - 07/2005	4	1716	16
AHB 1.7Liter 2 Valves, Diesel	07/1996 -	4	1716	16
PL 1.8Liter DOHC, 16 Valves, Gasoline	08/1980 - 12/1992	4	1781	17
KR 1.8Liter 4 Valves, Gasoline	08/1984 - 07/1992	4	1781	17
RP 1.8Liter SOHC/OHC, 8 Valves, Gasoline	10/1988 - 04/2000	4	1781	17
ADZ 1.8Liter SOHC/OHC, 8 Valves, Gasoline	02/1988 - 06/2002	4	1781	18
ABS 1.8Liter 2 Valves, Gasoline	08/1991 - 07/1995	4	1781	10
ACC 1.8Liter SOHC/OHC, 8 Valves, Diesel	08/1991 - 06/2005	4	1781	10
AJH 1.8Liter DOHC, 20 Valves, Gasoline Turbocharged	05/1995 - 03/2010	4	1781	10
AWC 1.8Liter DOHC, 20 Valves, Gasoline Turbocharged	05/1995 - 03/2010	4	1781	11
AUQ 1.8Liter DOHC, 20 Valves, Gasoline Turbocharged	08/1997 - 06/2006	4	1781	15
AGN 1.8Liter DOHC, 20 Valves, Gasoline	08/1997 - 06/2006	4	1781	13
APG 1.8Liter DOHC, 20 Valves, Gasoline	04/1999 - 06/2006	4	1781	11
BJX 1.8Liter DOHC, 20 Valves, Gasoline Turbocharged	10/2001 -	4	1781	15
BKV 1.8Liter DOHC, 20 Valves, Gasoline Turbocharged	02/2002 - 11/2009	4	1781	15
BLZ 1.8Liter DOHC, 20 Valves, Gasoline	02/2002 - 11/2009	4	1781	15
BAM 1.8Liter 5 Valves, Gasoline	05/2003 - 06/2006	4	1781	13
AYQ 1.9Liter 2 Valves, Diesel	- 06/2003	4	1896	16
1Y 1.9Liter SOHC/OHC, 8 Valves, Diesel	02/1988 - 01/2004	4	1896	19
AHU 1.9Liter SOHC/OHC, 8 Valves, Diesel Turbocharged	02/1988 - 03/2010	4	1896	20
AAZ 1.9Liter 2 Valves, Diesel	03/1991 - 05/2002	4	1896	20
1Z 1.9Liter 2 Valves, Diesel	07/1993 - 03/1997	4	1896	20
AQM 1.9Liter SOHC/OHC, 8 Valves, Diesel	11/1995 - 06/2006	4	1896	16
ASY 1.9Liter 2 Valves, Diesel	11/2001 -	4	1896	16
AGR 1.9Liter SOHC/OHC, 8 Valves, Diesel Turbocharged	05/2001 - 07/2009	4	1896	20
ALH 1.9Liter 2 Valves, Diesel	97/2010 -	4	1896	20
ADY 2.0Liter SOHC/OHC, 8 Valves, Gasoline	08/1987 - 03/2010	4	1984	10
ABF 2.0Liter DOHC, 16 Valves, Gasoline	02/1988 - 03/2010	4	1984	10
2E 2.0Liter 2 Valves, Gasoline	01/1990 - 09/1984	4	1984	10
AGG 2.0Liter 2 Valves, Gasoline	07/1995 -	4	1984	8
ATM 2.0Liter SOHC/OHC, 8 Valves, Gasoline	05/1995 - 03/2010	4	1984	15
BBX 2.0Liter SOHC/OHC, 8 Valves, Gasoline	10/2001 -	4	1984	15
BLY 2.0Liter DOHC, 16 Valves, Gasoline	02/2003 -	4	1984	15
BWA 2.0Liter DOHC, 16 Valves, Gasoline Turbocharged	10/2003 -	4	1984	15
8144.61 2.5Liter SOHC/OHC, 8 Valves, Diesel	05/1975 - 12/1986	4	2445	21









Seat		Seat						
								
King Set No.	Part No.	Qty.	Position	Crankshaft Diameter	Housing Diameter	Length	Wall Thickness	
1	08 NCA 0.8Liter OHV, 8 Valves, Gasoline	08/1986 - 10/1998	843 cc	65.00 X 63.60	4 cyl		1	
	100 GL 7000 0.9Liter OHV, 8 Valves, Gasoline	01/1982 - 10/1998	903 cc	65.00 X 68.00	4 cyl			
CR 414AM STD/010/020/030/040/050/060		C 414	4 Pairs		1.5743/1.5751 39.987/40.008	1.7188/1.7193 43.658/43.670	0.651 16.54	0.0715 1.816









Seat				Seat			
King Set No.	Part No.	Qty.	Position	Crankshaft Diameter	Housing Diameter	Length	Wall Thickness
MB3306AM STD/010/020/030/040	M3306/1U	2 Pairs	1,3	1.9996/2.0002 50.790/50.805	2.1460/2.1465 54.508/54.521	0.811 20.60	0.0724 1.839
	M3306/2U	1 Pair	2	1.9996/2.0002 50.790/50.805	2.1460/2.1465 54.508/54.521	0.896 22.75	0.0724 1.839
TW 104AM STD/0.25	W 104	1 Pair		2.1500/2.1600 54.610/54.864	2.7400/2.7500 69.596/69.850	0.000 0.00	0.0920 2.337
2	146 A 000 0.9Liter SOHC/OHC, 8 Valves, Gasoline	06/1984 - 12/1993	903 cc	65.00 X 68.00	4 cyl		2
	A112 A5.000 0.9Liter OHV, 8 Valves, Gasoline	01/1982 - 12/1986	903 cc	65.00 X 68.00	4 cyl		
CR 414AM STD/010/020/030/040/050/060	C 414	4 Pairs		1.5743/1.5751 39.987/40.008	1.7188/1.7193 43.658/43.670	0.651 16.54	0.0715 1.816
MB3306AM STD/010/020/030/040 1970-	M3306/1U	2 Pairs	1,3	1.9996/2.0002 50.790/50.805	2.1460/2.1465 54.508/54.521	0.811 20.60	0.0724 1.839
	M3306/2U	1 Pair	2	1.9996/2.0002 50.790/50.805	2.1460/2.1465 54.508/54.521	0.896 22.75	0.0724 1.839
TW 104AM STD/0.25	W 104	1 Pair		2.1500/2.1600 54.610/54.864	2.7400/2.7500 69.596/69.850	0.000 0.00	0.0920 2.337
3	021 A 1000 1.2Liter SOHC/OHC, 8 Valves, Gasoline	06/1982 - 12/1993	1193 cc	75.00 X 67.50	4 cyl		3
	021 A 2000 1.5Liter 8 Valves, Gasoline	06/1982 - 12/1993	1461 cc	83.00 X 67.50	4 cyl		
CR4013AM STD/0.25/0.5/0.75/1.0	C4013	4 Pairs		1.5738/1.5744 39.975/39.990	1.6929/1.6935 43.000/43.015	0.747 18.98	0.0589 1.496
MB5548AM STD/0.25/0.5/0.75/1.0	M5548	5 Pairs		2.2036/2.2043 55.971/55.989	2.4016/2.4023 61.001/61.018	0.787 19.98	0.0982 2.494
4	FA12 1.2Liter OHV, 8 Valves, Gasoline	01/1968 - 10/1980	1197 cc	73.00 X 71.50	4 cyl		4
	124 B 7000 1.5Liter OHV, 8 Valves, Gasoline	06/1982 - 11/1988	1438 cc	80.00 X 71.50	4 cyl		
CR4099AM STD/010/020/030/040/050/060 3 oil holes	C4099	4 Pairs		1.7916/1.7924 45.507/45.527	1.9145/1.9152 48.628/48.646	0.755 19.17	0.0607 1.542
CS3306AM STD/0.25/0.5	S3306/1	1		1.8911/1.8920 48.034/48.057	2.0126/2.0138 51.120/51.151	0.559 14.20	0.0598 1.519
	S3306/2	1		1.7257/1.7267 43.833/43.858	1.8472/1.8484 46.919/46.949	0.630 16.00	0.0594 1.509
	S3306/3	1		1.4518/1.4528 36.876/36.901	1.5733/1.5745 39.962/39.992	0.591 15.00	0.0598 1.519
MB5549AM STD/010/020/030/040/050	M5549/1	4 Pairs	1,2,4,5	1.9990/1.9998 50.775/50.795	2.1459/2.1465 54.506/54.521	0.797 20.23	0.0724 1.839
	M5549/3	1 Pair	3	1.9990/1.9998 50.775/50.795	2.1459/2.1465 54.506/54.521	0.894 22.70	0.0724 1.839
TW 105AM STD/0.10/0.25	W 105	1 Pair		2.2280/2.2380 56.591/56.845	2.7400/2.7500 69.596/69.850	0.000 0.00	0.0920 2.337
TW1009AM STD with inside locating lugs	W1009	1 Pair		2.2287/2.2387 56.609/56.863	2.7400/2.7500 69.596/69.850	0.000 0.00	0.0930 2.362









Seat				Seat			
King Set No.	Part No.	Qty.	Position	Crankshaft Diameter	Housing Diameter	Length	Wall Thickness
5	CAVE 1.4Liter DOHC, 16 Valves, Gasoline Turbocharged	09/2007 -	1390 cc	76.50 X 75.60	4 cyl		5
	CNKA 1.6Liter DOHC, 16 Valves, Gasoline	06/2009 -	1598 cc	76.50 X 86.90	4 cyl		
CR4527XA STD/0.25/0.5/0.75	C4527U C4527L	4 Pairs		1.8804/1.8810 47.762/47.777	1.9921/1.9926 50.599/50.612	0.673 17.10	0.0554 1.407
MB5660SI STD/0.25/0.5/0.75	M5660U M5660L	5 Pairs		2.1245/2.1251 53.962/53.978	2.3228/2.3235 58.999/59.017	0.727 18.46	0.0987 2.507
TW2010AM STD/0.10/0.20/0.25/0.5	W2010D W2010E	2 Pairs		2.3425/2.3520 59.500/59.741	2.8720/2.8819 72.949/73.200	0.000 0.00	0.0770 1.956
6	AKK 1.4Liter SOHC/OHC, 8 Valves, Gasoline	11/1995 - 07/2002	1390 cc	76.50 X 75.60	4 cyl		6
	AUD 1.4Liter SOHC/OHC, 8 Valves, Gasoline	11/1995 - 07/2005	1390 cc	76.50 X 75.60	4 cyl		
	AFK 1.4Liter DOHC, 16 Valves, Gasoline	09/1998 - 07/2005	1390 cc	76.50 X 75.60	4 cyl		
	APE 1.4Liter SOHC/OHC, 16 Valves, Gasoline	11/1995 - 06/2006	1390 cc	76.50 X 75.60	4 cyl		
	AFH 1.4Liter DOHC, 16 Valves, Gasoline	10/1994 - 10/1999	1390 cc	76.50 X 75.60	4 cyl		
	BBZ 1.4Liter DOHC, 16 Valves, Gasoline	10/2001 -	1390 cc	76.50 X 75.60	4 cyl		
	BCA 1.4Liter DOHC, 16 Valves, Gasoline	11/1995 - 06/2006	1390 cc	76.50 X 75.60	4 cyl		
CR4251AM STD/0.25/0.5/0.75/1.0	C4251	4 Pairs		1.8804/1.8810 47.762/47.777	1.9921/1.9926 50.599/50.612	0.728 18.50	0.0552 1.402
MB5660SI STD/0.25/0.5/0.75	M5660U M5660L	5 Pairs		2.1245/2.1251 53.962/53.978	2.3228/2.3235 58.999/59.017	0.727 18.46	0.0987 2.507
TW2010AM STD/0.10/0.20/0.25/0.5	W2010D W2010E	2 Pairs		2.3425/2.3520 59.500/59.741	2.8720/2.8819 72.949/73.200	0.000 0.00	0.0770 1.956
7	132 BB OA O 1.6Liter DOHC, 8 Valves, Gasoline	05/1975 - 12/1986	1592 cc	80.00 X 79.20	4 cyl		7
	022 A.5000 1.8Liter SOHC/OHC, 8 Valves, Diesel	07/1978 - 12/1993	1714 cc	83.00 X 79.20	4 cyl		
CR4488AM STD/010/020/030/040/050	C4488	4 Pairs		1.9990/2.0000 50.775/50.800	2.1219/2.1225 53.896/53.912	0.768 19.50	0.0602 1.529
MB 562AM STD/010/020/030/040/050/060	M 562/1	4 Pairs	1,3,4,5	2.0860/2.0868 52.984/53.005	2.2329/2.2338 56.716/56.739	0.817 20.75	0.0726 1.844
	M 562/3	1 Pair	2	2.0860/2.0868 52.984/53.005	2.2329/2.2338 56.716/56.739	0.955 24.25	0.0726 1.844
TW 113AM STD/0.10/0.25/0.5	W 113	1 Pair		2.3228/2.3327 58.999/59.251	2.8976/2.9075 73.599/73.851	0.000 0.00	0.0930 2.362
8	AFT 1.6Liter 2 Valves, Gasoline	07/1995 -	1595 cc	81.00 X 77.40	4 cyl		8
	AGG 2.0Liter 2 Valves, Gasoline	07/1995 -	1984 cc	82.50 X 92.80	4 cyl		
CR4104AM STD/0.25/0.5/0.75/1.0/1.5 with 1.5mm oil hole	C4104	4 Pairs		1.8802/1.8810 47.757/47.777	1.9921/1.9929 50.599/50.620	0.747 18.97	0.0552 1.402
CR4104CP STD/0.25/0.5/0.75/1.0 with 1.5mm oil hole	C4104	4 Pairs		1.8802/1.8810 47.757/47.777	1.9921/1.9929 50.599/50.620	0.747 18.97	0.0553 1.405
MB5269AM STD/0.25/0.5/0.75/1.0 - 2000 180 degree oil groove	M 507U M 507L	5 Pairs	1,2,3,4,5	2.1243/2.1251 53.957/53.978	2.3228/2.3235 58.999/59.017	0.727 18.46	0.0984 2.499









Seat				Seat			
							
King Set No.	Part No.	Qty.	Position	Crankshaft Diameter	Housing Diameter	Length	Wall Thickness
MB5566AM STD/0.25/0.5/0.75/1.0/1.5 360 degree oil groove in position 4	M 507U M 507L	4 Pairs	1,2,3,5	2.1243/2.1251 53.957/53.978	2.3228/2.3235 58.999/59.017	0.727 18.46	0.0984 2.499
	M 507U	1 Pair	4	2.1243/2.1251 53.957/53.978	2.3228/2.3235 58.999/59.017	0.727 18.46	0.0984 2.499
MB5661SI STD/0.25/0.5/0.75 2000 - 180 degree oil groove	M5661U M5661L	5 Pairs		2.1245/2.1251 53.962/53.978	2.3228/2.3235 58.999/59.017	0.727 18.46	0.0987 2.507
TW2010AM STD/0.10/0.20/0.25/0.5	W2010D W2010E	2 Pairs		2.3425/2.3520 59.500/59.741	2.8720/2.8819 72.949/73.200	0.000 0.00	0.0770 1.956
CR4104XP STD/STDX/0.25/0.5 Optional to CR4104AM (Race bearings, Tri-metal [pMax Black]) with 1.5mm oil hole	C4104-PR	4 Pairs		1.8802/1.8810 47.757/47.777	1.9921/1.9929 50.599/50.620	0.747 18.97	0.0552 1.402
MB5566XP STD/STDX/0.25/0.5 Optional to MB5566AM (Race bearings, Tri-metal [pMax Black])	M 507U-PR M 507L-PR	4 Pairs	1,2,3,5	2.1243/2.1251 53.957/53.978	2.3228/2.3235 58.999/59.017	0.727 18.46	0.0984 2.499
	M 507U-PR	1 Pair	4	2.1243/2.1251 53.957/53.978	2.3228/2.3235 58.999/59.017	0.727 18.46	0.0984 2.499
9	BFQ 1.6Liter SOHC/OHC, 8 Valves, Gasoline	08/1997 - 06/2006	1595 cc	81.00 X 77.40	4 cyl		9
	ALZ 1.6Liter SOHC/OHC, 8 Valves, Gasoline	11/2000 - 08/2005	1595 cc	81.00 X 77.40	4 cyl		
	BGU 1.6Liter SOHC/OHC, 8 Valves, Gasoline	02/2003 -	1595 cc	81.00 X 77.40	4 cyl		
CR4348CP STD/0.25/0.5/0.75/1.0	C4348U C4348L	4 Pairs		1.6522/1.6526 41.966/41.976	1.7717/1.7723 45.001/45.016	0.744 18.90	0.0593 1.506
MB5391AM STD/0.25/0.5/1.0	M5391U M5391L	5 Pairs		1.8881/1.8889 47.958/47.978	2.0866/2.0870 53.000/53.010	0.728 18.50	0.0987 2.507
10	1F 1.6Liter SOHC/OHC, 8 Valves, Gasoline	07/1982 - 01/2004	1595 cc	81.00 X 77.40	4 cyl		10
	ABN 1.6Liter 2 Valves, Gasoline	08/1991 -	1595 cc	81.00 X 77.40	4 cyl		
	AJH 1.8Liter DOHC, 20 Valves, Gasoline Turbocharged	05/1995 - 03/2010	1781 cc	81.00 X 86.40	4 cyl		
	ACC 1.8Liter SOHC/OHC, 8 Valves, Diesel	08/1991 - 06/2005	1781 cc	81.00 X 86.40	4 cyl		
	ABS 1.8Liter 2 Valves, Gasoline	08/1991 - 07/1995	1781 cc	81.00 X 86.40	4 cyl		
	ABF 2.0Liter DOHC, 16 Valves, Gasoline	02/1988 - 03/2010	1984 cc	82.50 X 92.80	4 cyl		
	ADY 2.0Liter SOHC/OHC, 8 Valves, Gasoline	08/1987 - 03/2010	1984 cc	82.50 X 92.80	4 cyl		
	2E 2.0Liter 2 Valves, Gasoline	01/1990 - 09/1984	1984 cc	82.50 X 92.80	4 cyl		
CR4104AM STD/0.25/0.5/0.75/1.0/1.5 with 1.5mm oil hole	C4104	4 Pairs		1.8802/1.8810 47.757/47.777	1.9921/1.9929 50.599/50.620	0.747 18.97	0.0552 1.402
CR4104CP STD/0.25/0.5/0.75/1.0 with 1.5mm oil hole	C4104	4 Pairs		1.8802/1.8810 47.757/47.777	1.9921/1.9929 50.599/50.620	0.747 18.97	0.0553 1.405
MB5566AM STD/0.25/0.5/0.75/1.0/1.5 360 degree oil groove in position 4	M 507U M 507L	4 Pairs	1,2,3,5	2.1243/2.1251 53.957/53.978	2.3228/2.3235 58.999/59.017	0.727 18.46	0.0984 2.499
	M 507U	1 Pair	4	2.1243/2.1251 53.957/53.978	2.3228/2.3235 58.999/59.017	0.727 18.46	0.0984 2.499
TW2010AM STD/0.10/0.20/0.25/0.5	W2010D W2010E	2 Pairs		2.3425/2.3520 59.500/59.741	2.8720/2.8819 72.949/73.200	0.000 0.00	0.0770 1.956









Seat				Seat			
							
King Set No.	Part No.	Qty.	Position	Crankshaft Diameter	Housing Diameter	Length	Wall Thickness
CR4104XP STD/STDX/0.25/0.5 Optional to CR4104AM (Race bearings, Tri-metal [pMax Black]) with 1.5mm oil hole	C4104-PR	4 Pairs		1.8802/1.8810 47.757/47.777	1.9921/1.9929 50.599/50.620	0.747 18.97	0.0552 1.402
MB5566XP STD/STDX/0.25/0.5 Optional to MB5566AM (Race bearings, Tri-metal [pMax Black])	M 507U-PR M 507L-PR	4 Pairs	1,2,3,5	2.1243/2.1251 53.957/53.978	2.3228/2.3235 58.999/59.017	0.727 18.46	0.0984 2.499
	M 507U-PR	1 Pair	4	2.1243/2.1251 53.957/53.978	2.3228/2.3235 58.999/59.017	0.727 18.46	0.0984 2.499
11	AEH 1.6Liter SOHC/OHC, 8 Valves, Gasoline	10/1988 - 04/2000	1595 cc	81.00 X 77.40	4 cyl		11
	AKL 1.6Liter SOHC/OHC, 8 Valves, Gasoline	11/1995 - 06/2006	1595 cc	81.00 X 77.40	4 cyl		
	AUR 1.6Liter SOHC/OHC, 8 Valves, Gasoline	11/1995 - 07/2002	1595 cc	81.00 X 77.40	4 cyl		
	APG 1.8Liter DOHC, 20 Valves, Gasoline	04/1999 - 06/2006	1781 cc	81.00 X 86.40	4 cyl		
	AWC 1.8Liter DOHC, 20 Valves, Gasoline Turbocharged	05/1995 - 03/2010	1781 cc	81.00 X 86.40	4 cyl		
CR4104AM STD/0.25/0.5/0.75/1.0/1.5 with 1.5mm oil hole	C4104	4 Pairs		1.8802/1.8810 47.757/47.777	1.9921/1.9929 50.599/50.620	0.747 18.97	0.0552 1.402
CR4104CP STD/0.25/0.5/0.75/1.0 with 1.5mm oil hole	C4104	4 Pairs		1.8802/1.8810 47.757/47.777	1.9921/1.9929 50.599/50.620	0.747 18.97	0.0553 1.405
MB5661SI STD/0.25/0.5/0.75 180 degree oil groove	M5661U M5661L	5 Pairs		2.1245/2.1251 53.962/53.978	2.3228/2.3235 58.999/59.017	0.727 18.46	0.0987 2.507
TW2010AM STD/0.10/0.20/0.25/0.5	W2010D W2010E	2 Pairs		2.3425/2.3520 59.500/59.741	2.8720/2.8819 72.949/73.200	0.000 0.00	0.0770 1.956
CR4104XP STD/STDX/0.25/0.5 Optional to CR4104AM (Race bearings, Tri-metal [pMax Black]) with 1.5mm oil hole	C4104-PR	4 Pairs		1.8802/1.8810 47.757/47.777	1.9921/1.9929 50.599/50.620	0.747 18.97	0.0552 1.402
12	AKL 1.6Liter SOHC/OHC, 8 Valves, Gasoline	11/1995 - 06/2006	1595 cc	81.00 X 77.40	4 cyl		12
CR4104AM STD/0.25/0.5/0.75/1.0/1.5 with 1.5mm oil hole	C4104	4 Pairs		1.8802/1.8810 47.757/47.777	1.9921/1.9929 50.599/50.620	0.747 18.97	0.0552 1.402
CR4104CP STD/0.25/0.5/0.75/1.0 with 1.5mm oil hole	C4104	4 Pairs		1.8802/1.8810 47.757/47.777	1.9921/1.9929 50.599/50.620	0.747 18.97	0.0553 1.405
MB5661SI STD/0.25/0.5/0.75 180 degree oil groove	M5661U M5661L	5 Pairs		2.1245/2.1251 53.962/53.978	2.3228/2.3235 58.999/59.017	0.727 18.46	0.0987 2.507
TW1004AM STD	W1004/1 W1004/2	1 Pair		2.3430/2.3520 59.512/59.741	2.8170/2.8270 71.552/71.806	0.000 0.00	0.0974 2.474
CR4104XP STD/STDX/0.25/0.5 Optional to CR4104AM (Race bearings, Tri-metal [pMax Black]) with 1.5mm oil hole	C4104-PR	4 Pairs		1.8802/1.8810 47.757/47.777	1.9921/1.9929 50.599/50.620	0.747 18.97	0.0552 1.402
13	APF 1.6Liter 2 Valves, Gasoline	05/1999 -	1595 cc	81.00 X 77.40	4 cyl		13
	AGN 1.8Liter DOHC, 20 Valves, Gasoline	08/1997 - 06/2006	1781 cc	81.00 X 86.40	4 cyl		
	BAM 1.8Liter 5 Valves, Gasoline	05/2003 - 06/2006	1781 cc	81.00 X 86.40	4 cyl		
CR4104AM STD/0.25/0.5/0.75/1.0/1.5 with 1.5mm oil hole	C4104	4 Pairs		1.8802/1.8810 47.757/47.777	1.9921/1.9929 50.599/50.620	0.747 18.97	0.0552 1.402

Seat				Seat			
							
King Set No.	Part No.	Qty.	Position	Crankshaft Diameter	Housing Diameter	Length	Wall Thickness
CR4104CP STD/0.25/0.5/0.75/1.0 with 1.5mm oil hole	C4104	4 Pairs		1.8802/1.8810 47.757/47.777	1.9921/1.9929 50.599/50.620	0.747 18.97	0.0553 1.405
MB5661SI STD/0.25/0.5/0.75 180 degree oil groove	M5661U M5661L	5 Pairs		2.1245/2.1251 53.962/53.978	2.3228/2.3235 58.999/59.017	0.727 18.46	0.0987 2.507
TW2010AM STD/0.10/0.20/0.25/0.5	W2010D W2010E	2 Pairs		2.3425/2.3520 59.500/59.741	2.8720/2.8819 72.949/73.200	0.000 0.00	0.0770 1.956
CR4104XP STD/STDX/0.25/0.5 Optional to CR4104AM (Race bearings, Tri-metal [pMax Black]) with 1.5mm oil hole	C4104-PR	4 Pairs		1.8802/1.8810 47.757/47.777	1.9921/1.9929 50.599/50.620	0.747 18.97	0.0552 1.402
14 EZ 1.6Liter 2 Valves, Gasoline	08/1983 -	1595 cc	81.00 X 77.40	4 cyl			14
CR4104AM STD/0.25/0.5/0.75/1.0/1.5 with 1.5mm oil hole	C4104	4 Pairs		1.8802/1.8810 47.757/47.777	1.9921/1.9929 50.599/50.620	0.747 18.97	0.0552 1.402
CR4104CP STD/0.25/0.5/0.75/1.0 with 1.5mm oil hole	C4104	4 Pairs		1.8802/1.8810 47.757/47.777	1.9921/1.9929 50.599/50.620	0.747 18.97	0.0553 1.405
MB5070AM 360 degree oil groove in position 5 crank flange length mm STD 24.94/24.89 0.25 25.04/24.99 0.5 25.04/24.99 0.75 25.04/24.99 1.0 25.04/24.99 1.25 25.14/25.09 1.5 25.34/25.29	M 507U M 507L F5070U F5070L M 507U	3 Pairs 1 Pair 1 Pair	1,2,4 3 5	2.1243/2.1251 53.957/53.978 2.1243/2.1251 53.957/53.978 2.1243/2.1251 53.957/53.978	2.3228/2.3235 58.999/59.017 2.3228/2.3235 58.999/59.017 2.3228/2.3235 58.999/59.017	0.727 18.46 0.986 25.04 0.727 18.46	0.0984 2.499 0.0984 2.499 0.0984 2.499
MB5149AM crank flange length mm STD 24.94/24.89 0.25 25.04/24.99 0.5 25.04/24.99 0.75 25.04/24.99 1.0 25.04/24.99	M 507U M 507L F5070U F5070L	4 Pairs 1 Pair	1,2,4,5 3	2.1243/2.1251 53.957/53.978 2.1243/2.1251 53.957/53.978	2.3228/2.3235 58.999/59.017 2.3228/2.3235 58.999/59.017	0.727 18.46 0.986 25.04	0.0984 2.499 0.0984 2.499
MB5566AM STD/0.25/0.5/0.75/1.0/1.5 360 degree oil groove in position 4	M 507U M 507L M 507U	4 Pairs 1 Pair	1,2,3,5 4	2.1243/2.1251 53.957/53.978 2.1243/2.1251 53.957/53.978	2.3228/2.3235 58.999/59.017 2.3228/2.3235 58.999/59.017	0.727 18.46 0.727 18.46	0.0984 2.499 0.0984 2.499
TW2010AM STD/0.10/0.20/0.25/0.5	W2010D W2010E	2 Pairs		2.3425/2.3520 59.500/59.741	2.8720/2.8819 72.949/73.200	0.000 0.00	0.0770 1.956
CR4104XP STD/STDX/0.25/0.5 Optional to CR4104AM (Race bearings, Tri-metal [pMax Black]) with 1.5mm oil hole	C4104-PR	4 Pairs		1.8802/1.8810 47.757/47.777	1.9921/1.9929 50.599/50.620	0.747 18.97	0.0552 1.402
MB5027AM Optional to MB5070AM (360 degree oil groove) crank flange length mm STD 24.94/24.89 0.25 25.04/24.99 0.5 25.04/24.99 0.75 25.04/24.99 1.0 25.04/24.99	M 507U F5070U	4 Pairs 1 Pair	1,2,4,5 3	2.1243/2.1251 53.957/53.978 2.1243/2.1251 53.957/53.978	2.3228/2.3235 58.999/59.017 2.3228/2.3235 58.999/59.017	0.727 18.46 0.986 25.04	0.0984 2.499 0.0984 2.499
MB5192AM Optional to MB5070AM (flange O/S 0.8mm) crank flange length mm STD 24.94/24.89 0.25 25.74/25.69 0.5 25.74/25.69 0.75 25.74/25.69 1.0 25.74/25.69	M 507U M 507L F5192U F5192L M 507U	3 Pairs 1 Pair 1 Pair	1,2,4 3 5	2.1243/2.1251 53.957/53.978 2.1243/2.1251 53.957/53.978 2.1243/2.1251 53.957/53.978	2.3228/2.3235 58.999/59.017 2.3228/2.3235 58.999/59.017 2.3228/2.3235 58.999/59.017	0.727 18.46 0.986 25.04 0.727 18.46	0.0984 2.499 0.0984 2.499 0.0984 2.499

Seat				Seat			
							
King Set No.	Part No.	Qty.	Position	Crankshaft Diameter	Housing Diameter	Length	Wall Thickness
MB5566XP STD/STDX/0.25/0.5 Optional to MB5566AM (Race bearings, Tri-metal [pMax Black])	M 507U-PR M 507L-PR	4 Pairs	1,2,3,5	2.1243/2.1251 53.957/53.978	2.3228/2.3235 58.999/59.017	0.727 18.46	0.0984 2.499
	M 507U-PR	1 Pair	4	2.1243/2.1251 53.957/53.978	2.3228/2.3235 58.999/59.017	0.727 18.46	0.0984 2.499
MB5028AM STD/0.25/0.5/0.75 Optional to MB5027AM (requires thrustwashers)	M 507U	5 Pairs	1,2,3,4, 5	2.1243/2.1251 53.957/53.978	2.3228/2.3235 58.999/59.017	0.727 18.46	0.0984 2.499
15	BCB 1.4Liter DOHC, 16 Valves, Gasoline	08/1997 - 06/2006	1598 cc	76.50 X 75.60	4 cyl		
	AUQ 1.8Liter DOHC, 20 Valves, Gasoline Turbocharged	08/1997 - 06/2006	1781 cc	81.00 X 86.40	4 cyl		
	BJX 1.8Liter DOHC, 20 Valves, Gasoline Turbocharged	10/2001 -	1781 cc	81.00 X 86.40	4 cyl		
	BKV 1.8Liter DOHC, 20 Valves, Gasoline Turbocharged	02/2002 - 11/2009	1781 cc	81.00 X 86.40	4 cyl		
	BLZ 1.8Liter DOHC, 20 Valves, Gasoline	02/2002 - 11/2009	1781 cc	81.00 X 86.40	4 cyl		
	ATM 2.0Liter SOHC/OHC, 8 Valves, Gasoline	05/1995 - 03/2010	1984 cc	82.50 X 92.80	4 cyl		
	BBX 2.0Liter SOHC/OHC, 8 Valves, Gasoline	10/2001 -	1984 cc	82.50 X 92.80	4 cyl		
	BWA 2.0Liter DOHC, 16 Valves, Gasoline Turbocharged	10/2003 -	1984 cc	82.50 X 92.80	4 cyl		
	BLY 2.0Liter DOHC, 16 Valves, Gasoline	02/2003 -	1984 cc	82.50 X 92.80	4 cyl		
CR4590CA STD/0.25/0.5/0.75 without locating lug	C4250U C4250L	4 Pairs		1.8802/1.8810 47.757/47.777	1.9921/1.9926 50.599/50.612	0.726 18.45	0.0554 1.407
MB5661SI STD/0.25/0.5/0.75 180 degree oil groove	M5661U M5661L	5 Pairs		2.1245/2.1251 53.962/53.978	2.3228/2.3235 58.999/59.017	0.727 18.46	0.0987 2.507
TW2010AM STD/0.10/0.20/0.25/0.5	W2010D W2010E	2 Pairs		2.3425/2.3520 59.500/59.741	2.8720/2.8819 72.949/73.200	0.000 0.00	0.0770 1.956
CR4597XP STD/0.25 Optional to CR4590CA (Race bearings, Tri-metal [pMax Black]) without locating lug	C4597-PR	4 Pairs		1.8802/1.8810 47.757/47.777	1.9921/1.9929 50.599/50.620	0.748 19.00	0.0552 1.402
16	AKU 1.8Liter SOHC/OHC, 8 Valves, Diesel	09/1994 - 07/2005	1716 cc	79.50 X 86.40	4 cyl		
	AHB 1.7Liter 2 Valves, Diesel	07/1996 -	1716 cc	79.50 X 86.40	4 cyl		
	AQM 1.9Liter SOHC/OHC, 8 Valves, Diesel	11/1995 - 06/2006	1896 cc	79.50 X 95.50	4 cyl		
	ASY 1.9Liter 2 Valves, Diesel	11/2001 -	1896 cc	79.50 X 95.50	4 cyl		
	AYQ 1.9Liter 2 Valves, Diesel	- 06/2003	1896 cc	79.50 X 95.50	4 cyl		
CR 437CP STD/0.25/0.5/0.75/1.00	C 437	4 Pairs		1.8802/1.8810 47.757/47.777	1.9921/1.9929 50.599/50.620	0.747 18.97	0.0553 1.405
MB5269AM STD/0.25/0.5/0.75/1.0 180 degree oil groove	M 507U M 507L	5 Pairs	1,2,3,4, 5	2.1243/2.1251 53.957/53.978	2.3228/2.3235 58.999/59.017	0.727 18.46	0.0984 2.499
TW2010AM STD/0.10/0.20/0.25/0.5	W2010D W2010E	2 Pairs		2.3425/2.3520 59.500/59.741	2.8720/2.8819 72.949/73.200	0.000 0.00	0.0770 1.956
17	PL 1.8Liter DOHC, 16 Valves, Gasoline	08/1980 - 12/1992	1781 cc	81.00 X 86.40	4 cyl		
	RP 1.8Liter SOHC/OHC, 8 Valves, Gasoline	10/1988 - 04/2000	1781 cc	81.00 X 86.40	4 cyl		
	KR 1.8Liter 4 Valves, Gasoline	08/1984 - 07/1992	1781 cc	81.00 X 86.40	4 cyl		









Seat				Seat			
							
King Set No.	Part No.	Qty.	Position	Crankshaft Diameter	Housing Diameter	Length	Wall Thickness
CR4104AM STD/0.25/0.5/0.75/1.0/1.5 with 1.5mm oil hole	C4104	4 Pairs		1.8802/1.8810 47.757/47.777	1.9921/1.9929 50.599/50.620	0.747 18.97	0.0552 1.402
CR4104CP STD/0.25/0.5/0.75/1.0 with 1.5mm oil hole	C4104	4 Pairs		1.8802/1.8810 47.757/47.777	1.9921/1.9929 50.599/50.620	0.747 18.97	0.0553 1.405
MB5070AM 360 degree oil groove in position 5 crank flange length mm STD 24.94/24.89 0.25 25.04/24.99 0.5 25.04/24.99 0.75 25.04/24.99 1.0 25.04/24.99 1.25 25.14/25.09 1.5 25.34/25.29	M 507U M 507L F5070U F5070L M 507U	3 Pairs 1 Pair 1 Pair	1,2,4 3 5	2.1243/2.1251 53.957/53.978 2.1243/2.1251 53.957/53.978 2.1243/2.1251 53.957/53.978	2.3228/2.3235 58.999/59.017 2.3228/2.3235 58.999/59.017 2.3228/2.3235 58.999/59.017	0.727 18.46 0.986 25.04 0.727 18.46	0.0984 2.499 0.0984 2.499 0.0984 2.499
TW2010AM STD/0.10/0.20/0.25/0.5	W2010D W2010E	2 Pairs		2.3425/2.3520 59.500/59.741	2.8720/2.8819 72.949/73.200	0.000 0.00	0.0770 1.956
CR4104XP STD/STDX/0.25/0.5 Optional to CR4104AM (Race bearings, Tri-metal [pMax Black]) with 1.5mm oil hole	C4104-PR	4 Pairs		1.8802/1.8810 47.757/47.777	1.9921/1.9929 50.599/50.620	0.747 18.97	0.0552 1.402
MB5027AM Optional to MB5070AM (360 degree oil groove) crank flange length mm STD 24.94/24.89 0.25 25.04/24.99 0.5 25.04/24.99 0.75 25.04/24.99 1.0 25.04/24.99	M 507U F5070U	4 Pairs 1 Pair	1,2,4,5 3	2.1243/2.1251 53.957/53.978 2.1243/2.1251 53.957/53.978	2.3228/2.3235 58.999/59.017 2.3228/2.3235 58.999/59.017	0.727 18.46 0.986 25.04	0.0984 2.499 0.0984 2.499
MB5192AM Optional to MB5070AM (flange O/S 0.8mm) crank flange length mm STD 24.94/24.89 0.25 25.74/25.69 0.5 25.74/25.69 0.75 25.74/25.69 1.0 25.74/25.69	M 507U M 507L F5192U F5192L M 507U	3 Pairs 1 Pair 1 Pair	1,2,4 3 5	2.1243/2.1251 53.957/53.978 2.1243/2.1251 53.957/53.978 2.1243/2.1251 53.957/53.978	2.3228/2.3235 58.999/59.017 2.3228/2.3235 58.999/59.017 2.3228/2.3235 58.999/59.017	0.727 18.46 0.986 25.04 0.727 18.46	0.0984 2.499 0.0984 2.499 0.0984 2.499
MB5566AM STD/0.25/0.5/0.75/1.0/1.5 Optional to MB5070AM (requires thrustwashers) 360 degree oil groove in position 4	M 507U M 507L M 507U	4 Pairs 1 Pair	1,2,3,5 4	2.1243/2.1251 53.957/53.978 2.1243/2.1251 53.957/53.978	2.3228/2.3235 58.999/59.017 2.3228/2.3235 58.999/59.017	0.727 18.46 0.727 18.46	0.0984 2.499 0.0984 2.499
MB5566XP STD/STDX/0.25/0.5 Optional to MB5566AM (Race bearings, Tri-metal [pMax Black])	M 507U-PR M 507L-PR M 507U-PR	4 Pairs 1 Pair	1,2,3,5 4	2.1243/2.1251 53.957/53.978 2.1243/2.1251 53.957/53.978	2.3228/2.3235 58.999/59.017 2.3228/2.3235 58.999/59.017	0.727 18.46 0.727 18.46	0.0984 2.499 0.0984 2.499
MB5028AM STD/0.25/0.5/0.75 Optional to MB5027AM (requires thrustwashers)	M 507U	5 Pairs	1,2,3,4, 5	2.1243/2.1251 53.957/53.978	2.3228/2.3235 58.999/59.017	0.727 18.46	0.0984 2.499
18 ADZ 1.8Liter SOHC/OHC, 8 Valves, Gasoline	02/1988 - 06/2002	1781 cc	81.00 X 86.40	4 cyl			18
CR4104AM STD/0.25/0.5/0.75/1.0/1.5 with 1.5mm oil hole	C4104	4 Pairs		1.8802/1.8810 47.757/47.777	1.9921/1.9929 50.599/50.620	0.747 18.97	0.0552 1.402
CR4104CP STD/0.25/0.5/0.75/1.0 with 1.5mm oil hole	C4104	4 Pairs		1.8802/1.8810 47.757/47.777	1.9921/1.9929 50.599/50.620	0.747 18.97	0.0553 1.405
MB5566AM STD/0.25/0.5/0.75/1.0/1.5 360 degree oil groove in position 4	M 507U M 507L M 507U	4 Pairs 1 Pair	1,2,3,5 4	2.1243/2.1251 53.957/53.978 2.1243/2.1251 53.957/53.978	2.3228/2.3235 58.999/59.017 2.3228/2.3235 58.999/59.017	0.727 18.46 0.727 18.46	0.0984 2.499 0.0984 2.499

Seat				Seat			
							
King Set No.	Part No.	Qty.	Position	Crankshaft Diameter	Housing Diameter	Length	Wall Thickness
MB5661SI STD/0.25/0.5/0.75 180 degree oil groove	M5661U M5661L	5 Pairs		2.1245/2.1251 53.962/53.978	2.3228/2.3235 58.999/59.017	0.727 18.46	0.0987 2.507
CR4104XP STD/STDX/0.25/0.5 Optional to CR4104AM (Race bearings, Tri-metal [pMax Black]) with 1.5mm oil hole	C4104-PR	4 Pairs		1.8802/1.8810 47.757/47.777	1.9921/1.9929 50.599/50.620	0.747 18.97	0.0552 1.402
MB5566XP STD/STDX/0.25/0.5 Optional to MB5566AM (Race bearings, Tri-metal [pMax Black])	M 507U-PR M 507L-PR	4 Pairs	1,2,3,5	2.1243/2.1251 53.957/53.978	2.3228/2.3235 58.999/59.017	0.727 18.46	0.0984 2.499
	M 507U-PR	1 Pair	4	2.1243/2.1251 53.957/53.978	2.3228/2.3235 58.999/59.017	0.727 18.46	0.0984 2.499
19	1Y 1.9Liter SOHC/OHC, 8 Valves, Diesel	02/1988 - 01/2004	1896 cc	79.50 X 95.50	4 cyl		19
CR 437AM STD/0.25/0.5/0.75/1.0/1.25	C 437	4 Pairs		1.8802/1.8810 47.757/47.777	1.9921/1.9929 50.599/50.620	0.748 19.00	0.0552 1.402
CR 437CP STD/0.25/0.5/0.75/1.00	C 437	4 Pairs		1.8802/1.8810 47.757/47.777	1.9921/1.9929 50.599/50.620	0.747 18.97	0.0553 1.405
MB5269AM STD/0.25/0.5/0.75/1.0 180 degree oil groove	M 507U M 507L	5 Pairs	1,2,3,4, 5	2.1243/2.1251 53.957/53.978	2.3228/2.3235 58.999/59.017	0.727 18.46	0.0984 2.499
MB5566AM STD/0.25/0.5/0.75/1.0/1.5 360 degree oil groove in position 4	M 507U M 507L	4 Pairs	1,2,3,5	2.1243/2.1251 53.957/53.978	2.3228/2.3235 58.999/59.017	0.727 18.46	0.0984 2.499
	M 507U	1 Pair	4	2.1243/2.1251 53.957/53.978	2.3228/2.3235 58.999/59.017	0.727 18.46	0.0984 2.499
TW2010AM STD/0.10/0.20/0.25/0.5	W2010D W2010E	2 Pairs		2.3425/2.3520 59.500/59.741	2.8720/2.8819 72.949/73.200	0.000 0.00	0.0770 1.956
MB5566XP STD/STDX/0.25/0.5 Optional to MB5566AM (Race bearings, Tri-metal [pMax Black])	M 507U-PR M 507L-PR	4 Pairs	1,2,3,5	2.1243/2.1251 53.957/53.978	2.3228/2.3235 58.999/59.017	0.727 18.46	0.0984 2.499
	M 507U-PR	1 Pair	4	2.1243/2.1251 53.957/53.978	2.3228/2.3235 58.999/59.017	0.727 18.46	0.0984 2.499
20	AHU 1.9Liter SOHC/OHC, 8 Valves, Diesel Turbocharged	02/1988 - 03/2010	1896 cc	79.50 X 95.50	4 cyl		20
	AGR 1.9Liter SOHC/OHC, 8 Valves, Diesel Turbocharged	05/2001 - 07/2009	1896 cc	79.50 X 95.50	4 cyl		
	AAZ 1.9Liter 2 Valves, Diesel	03/1991 - 05/2002	1896 cc	79.50 X 95.50	4 cyl		
	ALH 1.9Liter 2 Valves, Diesel	97/2010 -	1896 cc	79.50 X 95.50	4 cyl		
	1Z 1.9Liter 2 Valves, Diesel	07/1993 - 03/1997	1896 cc	79.50 X 95.50	4 cyl		
CR4182CP STD/0.25/0.5/0.75/1.0	C4182	4 Pairs		1.8802/1.8810 47.757/47.777	1.9921/1.9929 50.599/50.620	0.787 20.00	0.0554 1.407
MB5269AM STD/0.25/0.5/0.75/1.0 180 degree oil groove	M 507U M 507L	5 Pairs	1,2,3,4, 5	2.1243/2.1251 53.957/53.978	2.3228/2.3235 58.999/59.017	0.727 18.46	0.0984 2.499
MB5566AM STD/0.25/0.5/0.75/1.0/1.5 360 degree oil groove in position 4	M 507U M 507L	4 Pairs	1,2,3,5	2.1243/2.1251 53.957/53.978	2.3228/2.3235 58.999/59.017	0.727 18.46	0.0984 2.499
	M 507U	1 Pair	4	2.1243/2.1251 53.957/53.978	2.3228/2.3235 58.999/59.017	0.727 18.46	0.0984 2.499
TW2010AM STD/0.10/0.20/0.25/0.5	W2010D W2010E	2 Pairs		2.3425/2.3520 59.500/59.741	2.8720/2.8819 72.949/73.200	0.000 0.00	0.0770 1.956
MB5566XP STD/STDX/0.25/0.5 Optional to MB5566AM (Race bearings, Tri-metal [pMax Black])	M 507U-PR M 507L-PR	4 Pairs	1,2,3,5	2.1243/2.1251 53.957/53.978	2.3228/2.3235 58.999/59.017	0.727 18.46	0.0984 2.499
	M 507U-PR	1 Pair	4	2.1243/2.1251 53.957/53.978	2.3228/2.3235 58.999/59.017	0.727 18.46	0.0984 2.499









Seat				Seat			
							
King Set No.	Part No.	Qty.	Position	Crankshaft Diameter	Housing Diameter	Length	Wall Thickness
21	8144.61 2.5Liter SOHC/OHC, 8 Valves, Diesel	05/1975 - 12/1986	2445 cc	93.00 X 90.00	4 cyl		21
CR4073CP STD/010/020/030/040/050 -1982 with oil hole in upper half	C4073U C4160L	4 Pairs		2.2252/2.2258 56.520/56.535	2.3753/2.3758 60.333/60.345	0.971 24.67	0.0742 1.885
CR4083CP STD/010/020/030/040 1982- without oil hole	C4083U C4161L	4 Pairs		2.2252/2.2258 56.520/56.535	2.3753/2.3758 60.333/60.345	0.971 24.67	0.0742 1.885
MB5122CP crank flange length mm STD 31.95/31.90 010 32.05/32.00 020 32.20/32.15 030 32.20/32.15	M5122U M5122L	4 Pairs	1,2,3,4	2.9995/3.0000 76.187/76.200	3.1727/3.1735 80.587/80.607	0.984 25.00	0.0855 2.172
	F5122U F5122L	1 Pair	5	2.9995/3.0000 76.187/76.200	3.1727/3.1735 80.587/80.607	1.262 32.05	0.0855 2.172

Engine Index: Skoda

Engine-Code	Years	Cyl	CC	Line
781.135 1.3Liter 8 Valves, Gasoline	05/1989 - 06/1997	4	1289	1
AUA 1.4Liter DOHC, 16 Valves, Gasoline	11/1995 - 07/2005	4	1390	2
BBZ 1.4Liter DOHC, 16 Valves, Gasoline	10/2001 -	4	1390	2
BUD 1.4Liter DOHC, 16 Valves, Gasoline	10/2001 -	4	1390	3
CAXA 1.4Liter DOHC, 16 Valves, Gasoline Turbocharged	10/2003 - 10/2010	4	1390	3
AKL 1.6Liter SOHC/OHC, 8 Valves, Gasoline	11/1995 - 06/2006	4	1595	4
BSE 1.6Liter SOHC/OHC, 8 Valves, Gasoline	02/2003 - 10/2010	4	1595	5
CHGA 1.6Liter SOHC/OHC, 8 Valves, Bi-Fuel	03/2004 -	4	1595	5
BTS 1.6Liter DOHC, 16 Valves, Gasoline	10/2001 -	4	1598	3
BLF 1.6Liter DOHC, 16 Valves, Gasoline	02/2003 - 10/2010	4	1598	3
AUQ 1.8Liter DOHC, 20 Valves, Gasoline Turbocharged	08/1997 - 09/2005	4	1781	6
AGN 1.8Liter DOHC, 20 Valves, Gasoline	08/1997 - 06/2006	4	1781	7
AUM 1.8Liter DOHC, 20 Valves, Gasoline Turbocharged	08/1997 - 06/2006	4	1781	6
AEF 1.9Liter 2 Valves, Diesel	10/1994 - 07/2001	4	1896	8
AQM 1.9Liter SOHC/OHC, 8 Valves, Diesel	11/1995 - 06/2006	4	1896	8
ASY 1.9Liter 2 Valves, Diesel	11/2001 -	4	1896	8
AGR 1.9Liter SOHC/OHC, 8 Valves, Diesel Turbocharged	05/2001 - 07/2009	4	1896	9
ALH 1.9Liter 2 Valves, Diesel	97/2010 -	4	1896	9
AZM 2.0Liter SOHC/OHC, 8 Valves, Gasoline	11/2000 - 08/2005	4	1984	6
APK, AQY 2.0Liter SOHC/OHC, 8 Valves, Gasoline	05/2001 - 07/2009	4	1984	7
BLX 2.0Liter DOHC, 16 Valves, Gasoline	02/2003 -	4	1984	10
BWA 2.0Liter DOHC, 16 Valves, Gasoline Turbocharged	10/2003 -	4	1984	10

Skoda				Skoda			
							
King Set No.	Part No.	Qty.	Position	Crankshaft Diameter	Housing Diameter	Length	Wall Thickness
1	781.135 1.3Liter 8 Valves, Gasoline	05/1989 - 06/1997	1289 cc	75.50 X 72.00	4 cyl		1
CR4132AM STD/0.25/0.5/0.75/1.0	C4132	4 Pairs		1.7707/1.7713 44.976/44.991	1.8898/1.8902 48.001/48.011	0.865 21.97	0.0589 1.496
MB 365AM STD/0.25/0.5	M 365U M 365L	3 Pairs		2.3612/2.3619 59.974/59.992	2.5590/2.5598 64.999/65.019	0.944 23.97	0.0982 2.494

Skoda				Skoda					
King Set No.	Part No.	Qty.	Position	Crankshaft Diameter	Housing Diameter	Length	Wall Thickness		
2	AUA 1.4Liter DOHC, 16 Valves, Gasoline	11/1995 - 07/2005	1390 cc	76.50 X 75.60	4 cyl		2		
	BBZ 1.4Liter DOHC, 16 Valves, Gasoline	10/2001 -	1390 cc	76.50 X 75.60	4 cyl				
CR4251AM STD/0.25/0.5/0.75/1.0	C4251	4 Pairs		1.8804/1.8810 47.762/47.777	1.9921/1.9926 50.599/50.612	0.728 18.50	0.0552 1.402		
MB5660SI STD/0.25/0.5/0.75	M5660U M5660L	5 Pairs		2.1245/2.1251 53.962/53.978	2.3228/2.3235 58.999/59.017	0.727 18.46	0.0987 2.507		
TW2010AM STD/0.10/0.20/0.25/0.5	W2010D W2010E	2 Pairs		2.3425/2.3520 59.500/59.741	2.8720/2.8819 72.949/73.200	0.000 0.00	0.0770 1.956		
3	BUD 1.4Liter DOHC, 16 Valves, Gasoline	10/2001 -	1390 cc	76.50 X 75.60	4 cyl		3		
	CAXA 1.4Liter DOHC, 16 Valves, Gasoline Turbocharged	10/2003 - 10/2010	1390 cc	76.50 X 75.60	4 cyl				
	BLF 1.6Liter DOHC, 16 Valves, Gasoline	02/2003 - 10/2010	1598 cc	76.50 X 86.90	4 cyl				
	BTS 1.6Liter DOHC, 16 Valves, Gasoline	10/2001 -	1598 cc	76.50 X 86.90	4 cyl				
CR4527XA STD/0.25/0.5/0.75	C4527U C4527L	4 Pairs		1.8804/1.8810 47.762/47.777	1.9921/1.9926 50.599/50.612	0.673 17.10	0.0554 1.407		
MB5660SI STD/0.25/0.5/0.75	M5660U M5660L	5 Pairs		2.1245/2.1251 53.962/53.978	2.3228/2.3235 58.999/59.017	0.727 18.46	0.0987 2.507		
TW2010AM STD/0.10/0.20/0.25/0.5	W2010D W2010E	2 Pairs		2.3425/2.3520 59.500/59.741	2.8720/2.8819 72.949/73.200	0.000 0.00	0.0770 1.956		
4	AKL 1.6Liter SOHC/OHC, 8 Valves, Gasoline	11/1995 - 06/2006	1595 cc	81.00 X 77.40	4 cyl		4		
	CR4104AM STD/0.25/0.5/0.75/1.0/1.5 with 1.5mm oil hole	C4104	4 Pairs		1.8802/1.8810 47.757/47.777	1.9921/1.9929 50.599/50.620		0.747 18.97	0.0552 1.402
	CR4104CP STD/0.25/0.5/0.75/1.0 with 1.5mm oil hole	C4104	4 Pairs		1.8802/1.8810 47.757/47.777	1.9921/1.9929 50.599/50.620		0.747 18.97	0.0553 1.405
	MB5661SI STD/0.25/0.5/0.75 180 degree oil groove	M5661U M5661L	5 Pairs		2.1245/2.1251 53.962/53.978	2.3228/2.3235 58.999/59.017		0.727 18.46	0.0987 2.507
	TW2010AM STD/0.10/0.20/0.25/0.5	W2010D W2010E	2 Pairs		2.3425/2.3520 59.500/59.741	2.8720/2.8819 72.949/73.200		0.000 0.00	0.0770 1.956
	CR4104XP STD/STDX/0.25/0.5 Optional to CR4104AM (Race bearings, Tri-metal [pMax Black]) with 1.5mm oil hole	C4104-PR	4 Pairs		1.8802/1.8810 47.757/47.777	1.9921/1.9929 50.599/50.620		0.747 18.97	0.0552 1.402
5	CHGA 1.6Liter SOHC/OHC, 8 Valves, Bi-Fuel	03/2004 -	1595 cc	81.00 X 77.40	4 cyl		5		
	BSE 1.6Liter SOHC/OHC, 8 Valves, Gasoline	02/2003 - 10/2010	1595 cc	81.00 X 77.40	4 cyl				
CR4348CP STD/0.25/0.5/0.75/1.	C4348U C4348L	4 Pairs		1.6522/1.6526 41.966/41.976	1.7717/1.7723 45.001/45.016	0.744 18.90	0.0593 1.506		
MB5391AM STD/0.25/0.5/1.0	M5391U M5391L	5 Pairs		1.8881/1.8889 47.958/47.978	2.0866/2.0870 53.000/53.010	0.728 18.50	0.0987 2.507		
6	AUM 1.8Liter DOHC, 20 Valves, Gasoline Turbocharged	08/1997 - 06/2006	1781 cc	81.00 X 86.40	4 cyl		6		
	AUQ 1.8Liter DOHC, 20 Valves, Gasoline Turbocharged	08/1997 - 09/2005	1781 cc	81.00 X 86.40	4 cyl				
	AZM 2.0Liter SOHC/OHC, 8 Valves, Gasoline	11/2000 - 08/2005	1984 cc	82.50 X 92.80	4 cyl				

Skoda				Skoda			
							
King Set No.	Part No.	Qty.	Position	Crankshaft Diameter	Housing Diameter	Length	Wall Thickness
CR4590XA STD/0.25/0.5 without locating lug	C4250U C4250L	4 Pairs		1.8802/1.8810 47.757/47.777	1.9921/1.9926 50.599/50.612	0.726 18.45	0.0554 1.407
MB5661SI STD/0.25/0.5/0.75 180 degree oil groove	M5661U M5661L	5 Pairs		2.1245/2.1251 53.962/53.978	2.3228/2.3235 58.999/59.017	0.727 18.46	0.0987 2.507
TW2010AM STD/0.10/0.20/0.25/0.5	W2010D W2010E	2 Pairs		2.3425/2.3520 59.500/59.741	2.8720/2.8819 72.949/73.200	0.000 0.00	0.0770 1.956
7	AGN 1.8Liter DOHC, 20 Valves, Gasoline	08/1997 - 06/2006	1781 cc	81.00 X 86.40	4 cyl		7
	APK, AQY 2.0Liter SOHC/OHC, 8 Valves, Gasoline	05/2001 - 07/2009	1984 cc	82.50 X 92.80	4 cyl		
CR4104AM STD/0.25/0.5/0.75/1.0/1.5 with 1.5mm oil hole	C4104	4 Pairs		1.8802/1.8810 47.757/47.777	1.9921/1.9929 50.599/50.620	0.747 18.97	0.0552 1.402
CR4104CP STD/0.25/0.5/0.75/1.0 with 1.5mm oil hole	C4104	4 Pairs		1.8802/1.8810 47.757/47.777	1.9921/1.9929 50.599/50.620	0.747 18.97	0.0553 1.405
MB5661SI STD/0.25/0.5/0.75 180 degree oil groove	M5661U M5661L	5 Pairs		2.1245/2.1251 53.962/53.978	2.3228/2.3235 58.999/59.017	0.727 18.46	0.0987 2.507
TW2010AM STD/0.10/0.20/0.25/0.5	W2010D W2010E	2 Pairs		2.3425/2.3520 59.500/59.741	2.8720/2.8819 72.949/73.200	0.000 0.00	0.0770 1.956
CR4104XP STD/STDX/0.25/0.5 Optional to CR4104AM (Race bearings, Tri-metal [pMax Black]) with 1.5mm oil hole	C4104-PR	4 Pairs		1.8802/1.8810 47.757/47.777	1.9921/1.9929 50.599/50.620	0.747 18.97	0.0552 1.402
8	AQM 1.9Liter SOHC/OHC, 8 Valves, Diesel	11/1995 - 06/2006	1896 cc	79.50 X 95.50	4 cyl		8
	AEF 1.9Liter 2 Valves, Diesel	10/1994 - 07/2001	1896 cc	79.50 X 95.50	4 cyl		
	ASY 1.9Liter 2 Valves, Diesel	11/2001 -	1896 cc	79.50 X 95.50	4 cyl		
CR 437CP STD/0.25/0.5/0.75/1.00	C 437	4 Pairs		1.8802/1.8810 47.757/47.777	1.9921/1.9929 50.599/50.620	0.747 18.97	0.0553 1.405
MB5269AM STD/0.25/0.5/0.75/1.0 180 degree oil groove	M 507U M 507L	5 Pairs	1,2,3,4, 5	2.1243/2.1251 53.957/53.978	2.3228/2.3235 58.999/59.017	0.727 18.46	0.0984 2.499
TW2010AM STD/0.10/0.20/0.25/0.5	W2010D W2010E	2 Pairs		2.3425/2.3520 59.500/59.741	2.8720/2.8819 72.949/73.200	0.000 0.00	0.0770 1.956
9	AGR 1.9Liter SOHC/OHC, 8 Valves, Diesel Turbocharged	05/2001 - 07/2009	1896 cc	79.50 X 95.50	4 cyl		9
	ALH 1.9Liter 2 Valves, Diesel	97/2010 -	1896 cc	79.50 X 95.50	4 cyl		
CR4182CP STD/0.25/0.5/0.75/1.0	C4182	4 Pairs		1.8802/1.8810 47.757/47.777	1.9921/1.9929 50.599/50.620	0.787 20.00	0.0554 1.407
MB5269AM STD/0.25/0.5/0.75/1.0 180 degree oil groove	M 507U M 507L	5 Pairs	1,2,3,4, 5	2.1243/2.1251 53.957/53.978	2.3228/2.3235 58.999/59.017	0.727 18.46	0.0984 2.499
MB5566AM STD/0.25/0.5/0.75/1.0/1.5 360 degree oil groove in position 4	M 507U M 507L	4 Pairs	1,2,3,5	2.1243/2.1251 53.957/53.978	2.3228/2.3235 58.999/59.017	0.727 18.46	0.0984 2.499
	M 507U	1 Pair	4	2.1243/2.1251 53.957/53.978	2.3228/2.3235 58.999/59.017	0.727 18.46	0.0984 2.499
TW2010AM STD/0.10/0.20/0.25/0.5	W2010D W2010E	2 Pairs		2.3425/2.3520 59.500/59.741	2.8720/2.8819 72.949/73.200	0.000 0.00	0.0770 1.956
MB5566XP STD/STDX/0.25/0.5 Optional to MB5566AM (Race bearings, Tri-metal [pMax Black])	M 507U-PR M 507L-PR	4 Pairs	1,2,3,5	2.1243/2.1251 53.957/53.978	2.3228/2.3235 58.999/59.017	0.727 18.46	0.0984 2.499
	M 507U-PR	1 Pair	4	2.1243/2.1251 53.957/53.978	2.3228/2.3235 58.999/59.017	0.727 18.46	0.0984 2.499

Skoda				Skoda			
King Set No.	Part No.	Qty.	Position	Crankshaft Diameter	Housing Diameter	Length	Wall Thickness
10	BLX 2.0Liter DOHC, 16 Valves, Gasoline	02/2003 -	1984 cc	82.50 X 92.80	4 cyl		10
	BWA 2.0Liter DOHC, 16 Valves, Gasoline Turbocharged	10/2003 -	1984 cc	82.50 X 92.80	4 cyl		
CR4590XA STD/0.25/0.5 without locating lug	C4250U C4250L	4 Pairs		1.8802/1.8810 47.757/47.777	1.9921/1.9926 50.599/50.612	0.726 18.45	0.0554 1.407
MB5661SI STD/0.25/0.5/0.75 180 degree oil groove	M5661U M5661L	5 Pairs		2.1245/2.1251 53.962/53.978	2.3228/2.3235 58.999/59.017	0.727 18.46	0.0987 2.507
TW1004AM STD	W1004/1 W1004/2	1 Pair		2.3430/2.3520 59.512/59.741	2.8170/2.8270 71.552/71.806	0.000 0.00	0.0974 2.474

Engine Index: Smart

Engine-Code	Years	Cyl	CC	Line
M160 0.6Liter		3	599	1
OM660DE08 L5 0.8Liter Turbo Intercooled Common Rail		3	799	2

Smart				Smart			
King Set No.	Part No.	Qty.	Position	Crankshaft Diameter	Housing Diameter	Length	Wall Thickness
1	M160 0.6Liter	599 cc	63.50 X 63.00	3 cyl			1
CR 333CP STD/0.25/0.5/0.75	C 333	3 Pairs		1.4937/1.4947 37.940/37.965	1.6378/1.6384 41.600/41.615	0.669 17.00	0.0715 1.816
CR 334CP STD/0.25/0.5	C 334	3 Pairs		1.4937/1.4947 37.940/37.965	1.6378/1.6384 41.600/41.615	0.669 17.00	0.0715 1.816
MB4089AM STD/0.25/0.5/0.75	M4089U M4089L	4 Pairs	1,2,3,4	1.7697/1.7703 44.950/44.966	2.0079/2.0086 51.001/51.018	0.630 16.00	0.1192 3.028
TW2001AM STD/0.25	W2001	2 Pairs		2.0669/2.0768 52.499/52.751	2.6870/2.6969 68.250/68.501	0.000 0.00	0.1260 3.200
CR 337CP STD/0.25/0.5 Optional to CR 333CP (3 pcs with left lug, 3 pcs with right lug)	C 333 C 337	3 Pairs		1.4937/1.4947 37.940/37.965	1.6378/1.6384 41.600/41.615	0.669 17.00	0.0715 1.816
2	OM660DE08 L5 0.8Liter Turbo Intercooled Common Rail	799 cc	65.50 X 79.00	3 cyl			2
CR 340XA STD/0.25/0.5	C 340U C 340L	3 Pairs		1.5724/1.5734 39.939/39.964	1.7165/1.7172 43.599/43.617	0.665 16.90	0.0713 1.811

Engine Index: Subaru









Engine-Code	Years	Cyl	CC	Line
EF10 1 .0Liter, SOHC, 6 Valves, Gasoline	11/1983 - 12/1990	3	998	1
EA64 1 .2Liter, OHV, 8 Valves, Gasoline	01/1973 - 12/1979	4	1176	2
EF12 1 .2Liter, SOHC, 6 Valves, Gasoline	10/1985 - 12/1994	3	1189	3
EA62 1 .3Liter, OHV, 8 Valves, Gasoline	01/1970 - 12/1972	4	1267	2
EA65 1 .3Liter, OHV, 8 Valves, Gasoline	01/1979 - 12/1989	4	1298	2
EA63 1 .4Liter, OHV, 8 Valves, Gasoline	01/1978 - 12/1979	4	1361	2
EJ15 1 .5Liter, SOHC, 16 Valves, Gasoline		4	1493	4
EA71 1 .6Liter, OHV, 8 Valves, Gasoline	01/1975 -	4	1595	2
EJ16 1 .6Liter SOHC, 16 Valves, Gasoline		4	1597	4
EA81 1 .8Liter, OHV, 8 Valves, Gasoline	01/1980 - 12/1989	4	1781	5
EA81T 1 .8Liter, OHV, 8 Valves, Gasoline Turbocharg	01/1983 - 12/1984	4	1781	5
EA82T 1 .8Liter, OHV, 8 Valves, Gasoline Turbocharg	01/1985 - 12/1990	4	1781	5
EA82 1 .8Liter, OHV, 8 Valves, Gasoline	01/1985 - 12/1994	4	1781	5
EJ18E 1 .8Liter, SOHC, 16 Valves, Gasoline	01/1993 - 12/1995	4	1820	4
EJ20 2 .0Liter DOHC, 16 Valves, Gasoline Turbocha		4	1994	6
EJ20G 2 .0Liter DOHC, 16 Valves, Gasoline Turbocha	01/1989 - 12/1998	4	1994	6
EJ20D 2 .0Liter DOHC, 16 Valves, Gasoline	01/1989 - 12/1999	4	1994	4
EJ20T 2 .0Liter DOHC, 16 Valves, Gasoline Turbocha	01/1989 - 12/2005	4	1994	6
EJ20E 2 .0Liter, SOHC, 16 Valves, Gasoline	01/1989 - 12/2009	4	1994	4
EJ20H 2 .0Liter DOHC, 16 Valves, Gasoline Turbocha	01/1993 - 12/1998	4	1994	6
EJ20TT 2 .0Liter DOHC, 16 Valves, Gasoline Turbocha	01/1993 - 12/2003	4	1994	6
EJ204 2 .0Liter DOHC, 16 Valves, Gasoline	01/1993 - 12/2009	4	1994	4
EJ20R 2 .0Liter DOHC, 16 Valves, Gasoline Turbocha	01/1996 - 12/1998	4	1994	6
EJ20K 2 .0Liter DOHC, 16 Valves, Gasoline Turbocha	01/1996 - 12/1999	4	1994	6
EJ208 2 .0Liter DOHC, 16 Valves, Gasoline Turbocha	01/1998 - 12/2003	4	1994	6
EJ206 2 .0Liter DOHC, 16 Valves, Gasoline Turbocha	01/1998 - 12/2003	4	1994	6
EJ207 2 .0Liter DOHC, 16 Valves, Gasoline Turbocha	01/1998 - 12/2005	4	1994	6
EJ205 2 .0Liter DOHC, 16 Valves, Gasoline Turbocha	01/2002 - 12/2005	4	1994	6
EJ202 2 .0Liter SOHC, 16 Valves, Gasoline	01/2003 - 12/2008	4	1994	4
EJ22E 2 .2Liter, SOHC, 16 Valves, Gasoline	01/1990 - 12/1998	4	2212	4
EJ22T 2 .2Liter SOHC, 16 Valves, Gasoline Turbocha	01/1991 - 12/1994	4	2212	6
EJ22G 2 .2Liter DOHC, 16 Valves, Gasoline Turbocha	01/1999 - 12/2001	4	2212	6
EJ22G 2 .2Liter DOHC, 16 Valves, Gasoline	01/1999 - 12/2001	4	2212	4
EJ25D 2 .5Liter DOHC, 16 Valves, Gasoline	01/1996 - 12/1998	4	2457	4
EJ252 2 .5Liter SOHC, 16 Valves, Gasoline	01/2000 - 12/2000	4	2457	4
EJ251 2 .5Liter SOHC, 16 Valves, Gasoline	01/2000 - 12/2005	4	2457	4
EJ254 2 .5Liter SOHC, 16 Valves, Gasoline	01/2002 - 12/2004	4	2457	4
EJ255 2 .5Liter DOHC, 16 Valves, Gasoline Turbocha	01/2002 - 12/2010	4	2457	6
EJ257 2 .5Liter DOHC, 16 Valves, Gasoline Turbocha	01/2004 - 12/2010	4	2457	6
EJ253 2 .5Liter SOHC, 16 Valves, Gasoline	01/2005 - 12/2005	4	2457	4









Subaru				Subaru			
King Set No.	Part No.	Qty.	Position	Crankshaft Diameter	Housing Diameter	Length	Wall Thickness
1	EF10 1 .0Liter, SOHC, 6 Valves, Gasoline	11/1983 - 12/1990	998 cc	78.00 X 70.00	3 cyl		1
CR 321AM STD/0.25/0.5/0.75/1.0	C 321	3 Pairs		1.6531/1.6535 41.989/41.999	1.7717/1.7723 45.001/45.016	0.595 15.10	0.0587 1.491
MB 461AM crank flange length mm STD 24.97/24.92 0.25 25.07/25.02 0.5 25.17/25.12 0.75 25.17/25.12 1.0 25.37/25.32	M 461 F 461	3 Pairs 1 Pair		1.6525/1.6530 41.974/41.986 1.6525/1.6530 41.974/41.986	1.7717/1.7726 45.001/45.024 1.7717/1.7726 45.001/45.024	0.791 20.10 0.987 25.07	0.0594 1.509 0.0594 1.509









Subaru				Subaru				
King Set No.	Part No.	Qty.	Position	Crankshaft Diameter	Housing Diameter	Length	Wall Thickness	
2	EA64 1 .2Liter, OHV, 8 Valves, Gasoline	01/1973 - 12/1979		1176 cc	79.00 X 60.00	4 cyl		2
	EA62 1 .3Liter, OHV, 8 Valves, Gasoline	01/1970 - 12/1972		1267 cc	82.00 X 60.00	4 cyl		
	EA65 1 .3Liter, OHV, 8 Valves, Gasoline	01/1979 - 12/1989		1298 cc	83.00 X 60.00	4 cyl		
	EA63 1 .4Liter, OHV, 8 Valves, Gasoline	01/1978 - 12/1979		1361 cc	85.00 X 60.00	4 cyl		
	EA71 1 .6Liter, OHV, 8 Valves, Gasoline	01/1975 -		1595 cc	92.00 X 60.00	4 cyl		
CR4088AM STD/0.03/0.25/0.5/0.75/1.0	C4088	4 Pairs		1.7712/1.7717 44.988/45.001	1.8898/1.8904 48.001/48.016	0.521 13.23	0.0587 1.491	
MB3331SI 09/1978- crank flange length mm STD 25.96/25.91 0.03 25.96/25.91 0.25 26.06/26.01 0.5 26.21/26.16 0.75 26.21/26.16 1.0 26.46/26.41	M3331	2 Pairs	1,3	1.9668/1.9673 49.957/49.969	2.1260/2.1267 54.000/54.018	0.831 21.10	0.0791 2.009	
	F3331	1 Pair	2	1.9673/1.9678 49.969/49.982	2.1260/2.1267 54.000/54.018	1.026 26.06	0.0791 2.009	
3	EF12 1 .2Liter, SOHC, 6 Valves, Gasoline	10/1985 - 12/1994		1189 cc	78.00 X 83.00	3 cyl		3
CR 312AM STD/0.25/0.5	C 312	3 Pairs		1.6531/1.6535 41.989/41.999	1.7717/1.7723 45.001/45.016	0.595 15.10	0.0587 1.491	
MB 461AM crank flange length mm STD 24.97/24.92 0.25 25.07/25.02 0.5 25.17/25.12 0.75 25.17/25.12 1.0 25.37/25.32	M 461	3 Pairs		1.6525/1.6530 41.974/41.986	1.7717/1.7726 45.001/45.024	0.791 20.10	0.0594 1.509	
	F 461	1 Pair		1.6525/1.6530 41.974/41.986	1.7717/1.7726 45.001/45.024	0.987 25.07	0.0594 1.509	
4	EJ15 1 .5Liter, SOHC, 16 Valves, Gasoline			1493 cc	85.00 X 65.80	4 cyl		4
	EJ16 1 .6Liter SOHC, 16 Valves, Gasoline			1597 cc	87.90 X 65.80	4 cyl		
	EJ18E 1 .8Liter, SOHC, 16 Valves, Gasoline	01/1993 - 12/1995		1820 cc	87.90 X 75.00	4 cyl		
	EJ20E 2 .0Liter, SOHC, 16 Valves, Gasoline	01/1989 - 12/2009		1994 cc	92.00 X 75.00	4 cyl		
	EJ202 2 .0Liter SOHC, 16 Valves, Gasoline	01/2003 - 12/2008		1994 cc	92.00 X 75.00	4 cyl		
	EJ204 2 .0Liter DOHC, 16 Valves, Gasoline	01/1993 - 12/2009		1994 cc	92.00 X 75.00	4 cyl		
	EJ20D 2 .0Liter DOHC, 16 Valves, Gasoline	01/1989 - 12/1999		1994 cc	92.00 X 75.00	4 cyl		
	EJ22E 2 .2Liter, SOHC, 16 Valves, Gasoline	01/1990 - 12/1998		2212 cc	96.90 X 78.50	4 cyl		
	EJ22G 2 .2Liter DOHC, 16 Valves, Gasoline	01/1999 - 12/2001		2212 cc	96.90 X 75.00	4 cyl		
	EJ251 2 .5Liter SOHC, 16 Valves, Gasoline	01/2000 - 12/2005		2457 cc	99.50 X 79.00	4 cyl		
	EJ252 2 .5Liter SOHC, 16 Valves, Gasoline	01/2000 - 12/2000		2457 cc	99.50 X 79.00	4 cyl		
	EJ253 2 .5Liter SOHC, 16 Valves, Gasoline	01/2005 - 12/2005		2457 cc	99.50 X 79.00	4 cyl		
	EJ254 2 .5Liter SOHC, 16 Valves, Gasoline	01/2002 - 12/2004		2457 cc	99.50 X 79.00	4 cyl		

Subaru

Subaru









							
King Set No.	Part No.	Qty.	Position	Crankshaft Diameter	Housing Diameter	Length	Wall Thickness
EJ25D 2 .5Liter DOHC, 16 Valves, Gasoline		01/1996 - 12/1998		2457 cc	99.50 X 79.00	4 cyl	
CR4125SI STD/0.25/0.5/0.75 for non-turbo engines only suits 52mm journal	C4125	4 Pairs		2.0466/2.0472 51.984/51.999	2.1648/2.1652 54.986/54.996	0.652 16.55	0.0591 1.501
CR4280CP STD/0.25/0.5/0.75/1.0 suits 48mm journal	C4280	4 Pairs		1.8875/1.8890 47.943/47.981	2.0079/2.0085 51.001/51.016	0.614 15.60	0.0591 1.501
MB5220AM suits engines with thrust in #3 position <i>crank flange length mm</i> STD 21.92/21.87 0.25 22.02/21.97 0.5 22.12/22.07 0.75 22.12/22.07	M5220/1	2 Pairs		2.3616/2.3622 59.985/60.000	2.5195/2.5202 63.995/64.013	0.750 19.05	0.0790 2.007
	M5220/2	2 Pairs		2.3616/2.3622 59.985/60.000	2.5195/2.5202 63.995/64.013	0.595 15.10	0.0790 2.007
	F5220	1 Pair		2.3616/2.3622 59.985/60.000	2.5195/2.5202 63.995/64.013	0.867 22.02	0.0790 2.007
MB5382AM suits engines with thrust in #5 position <i>crank flange length mm</i> STD 22.92/22.87 0.25 22.95/22.90 0.5 22.95/22.90 0.75 22.95/22.90	M5382/1	2 Pairs	1,3	2.0466/2.0472 51.984/51.999	2.1654/2.1661 55.001/55.019	0.750 19.05	0.0790 2.007
	M5220/2	2 Pairs	2,4	2.0466/2.0472 51.984/51.999	2.1654/2.1661 55.001/55.019	0.595 15.10	0.0790 2.007
	F5382	1 Pair	5	2.0466/2.0472 51.984/51.999	2.1654/2.1661 55.001/55.019	0.906 23.02	0.0790 2.007
CR4125CP STD/0.25/0.5/0.75/1.0 Optional to CR4125SI (for turbo-charged engines) suits 52mm journal	C4125	4 Pairs		2.0466/2.0472 51.984/51.999	2.1648/2.1652 54.986/54.996	0.652 16.55	0.0592 1.504
CR4125XPG STD/STDX/.026/0.25/0.5 Optional to CR4125SI (Race bearings, Tri-metal [pMax Black]) suits 52mm journal	C4125/PRG	4 Pairs		2.0466/2.0472 51.984/51.999	2.1654/2.1661 55.001/55.019	0.650 16.50	0.0591 1.501
CR4166CP STD/0.25/0.5 Optional to CR4125SI (with oil hole in upper half)	C4166U C4125	4 Pairs		2.0466/2.0472 51.984/51.999	2.1648/2.1652 54.986/54.996	0.652 16.55	0.0592 1.504
CR4280XP STD/STDX/.025/0.25/0.5 Optional to CR4280CP (Race bearings, Tri-metal [pMax Black]) suits 48mm journal	C4280-PR	4 Pairs		1.8891/1.8898 47.983/48.001	2.0077/2.0083 50.996/51.011	0.614 15.60	0.0590 1.499
MB5220XP Optional to MB5220AM (Race bearings, Tri-metal [pMax Black]) suits engines with thrust in #3 position <i>crank flange length mm</i> STD 21.95/21.90 STDX 21.95/21.90 .025 21.95/21.90 0.25 22.05/22.00 0.5 22.15/22.10	M5220/1PR	2 Pairs	1,5	2.3616/2.3622 59.985/60.000	2.5195/2.5202 63.995/64.013	0.746 18.95	0.0789 2.004
	M5220/2PR	2 Pairs	2,4	2.3616/2.3622 59.985/60.000	2.5195/2.5202 63.995/64.013	0.595 15.10	0.0789 2.004
	F5220/PR	1 Pair	3	2.3616/2.3622 59.985/60.000	2.5195/2.5202 63.995/64.013	0.868 22.05	0.0789 2.004
MB5234AM Optional to MB5220AM (flange STD) <i>crank flange length mm</i> STD 21.92/21.87 0.25 21.95/21.90 0.5 21.95/21.90 0.75 21.95/21.90	M5220/1	2 Pairs		3.3616/2.3622 85.385/60.000	2.5195/2.5202 63.995/64.013	0.750 19.05	0.0790 2.007
	M5220/2	2 Pairs		2.3616/2.3622 59.985/60.000	2.5195/2.5202 63.995/64.013	0.595 15.10	0.0790 2.007
	F5234	1 Pair		2.3616/2.3622 59.985/60.000	2.5195/2.5202 63.995/64.013	0.867 22.02	0.0790 2.007
MB5382XPG Optional to MB5382AM (Race bearings, Tri-metal [pMax Black]) suits engines with thrust in #5 position <i>crank flange length mm</i> STD 22.92/22.87 STDX 22.92/22.87 .026 22.92/22.87 0.25 23.02/22.97 0.5 23.10/23.05	M5382/1PRG	2 Pairs	1,3	2.3616/2.3622 59.985/60.000	2.5197/2.5205 64.000/64.021	0.748 19.00	0.0789 2.004
	M5382/2PRG	2 Pairs	2,4	2.3616/2.3622 59.985/60.000	2.5197/2.5205 64.000/64.021	0.595 15.10	0.0789 2.004
	F5382/PRG	1 Pair	5	2.3616/2.3622 59.985/60.000	2.5197/2.5205 64.000/64.021	0.906 23.02	0.0789 2.004









Subaru				Subaru				
 King Set No.		 Part No.	 Qty.	 Position	 Crankshaft Diameter	 Housing Diameter	 Length	 Wall Thickness
5	EA82 1 .8Liter, OHV, 8 Valves, Gasoline	01/1985 - 12/1994	1781 cc	92.00 X 67.00	4 cyl			5
	EA81 1 .8Liter, OHV, 8 Valves, Gasoline	01/1980 - 12/1989	1781 cc	92.00 X 67.00	4 cyl			
	EA81T 1 .8Liter, OHV, 8 Valves, Gasoline Turbocharg	01/1983 - 12/1984	1781 cc	92.00 X 67.00	4 cyl			
	EA82T 1 .8Liter, OHV, 8 Valves, Gasoline Turbocharg	01/1985 - 12/1990	1781 cc	92.00 X 67.00	4 cyl			
CR4088AM STD/0.03/0.25/0.5/0.75/1.0 -1984	C4088	4 Pairs			1.7712/1.7717 44.988/45.001	1.8898/1.8904 48.001/48.016	0.521 13.23	0.0587 1.491
CR4445AM STD/0.25/0.5/0.75/1.0 1984-	C4445	4 Pairs			1.7712/1.7717 44.988/45.001	1.8898/1.8904 48.001/48.016	0.555 14.10	0.0587 1.491
MB3324AM crank flange length mm STD 25.96/25.91 0.25 26.06/26.01 0.5 26.21/26.16 0.75 26.21/26.16	M3324	2 Pairs	1,3		2.1636/2.1642 54.955/54.971	2.3230/2.3236 59.004/59.019	0.827 21.00	0.0794 2.017
	F3324	1 Pair	2		2.1636/2.1642 54.955/54.971	2.3230/2.3236 59.004/59.019	1.026 26.06	0.0794 2.017
MB3346AM Optional to MB3324AM (flange STD) crank flange length mm STD 25.96/25.91 0.25 25.99/25.94 0.5 25.99/25.94 0.75 25.99/25.94 1.0 25.99/25.94	M3324	2 Pairs	1,3		2.1636/2.1642 54.955/54.971	2.3230/2.3236 59.004/59.019	0.827 21.00	0.0794 2.017
	F3346	1 Pair	2		2.1636/2.1642 54.955/54.971	2.3230/2.3236 59.004/59.019	1.026 26.06	0.0794 2.017
6	EJ20 2 .0Liter DOHC, 16 Valves, Gasoline Turbocha		1994 cc	92.00 X 75.00	4 cyl			6
	EJ205 2 .0Liter DOHC, 16 Valves, Gasoline Turbocha	01/2002 - 12/2005	1994 cc	92.00 X 75.00	4 cyl			
	EJ206 2 .0Liter DOHC, 16 Valves, Gasoline Turbocha	01/1998 - 12/2003	1994 cc	92.00 X 75.00	4 cyl			
	EJ207 2 .0Liter DOHC, 16 Valves, Gasoline Turbocha	01/1998 - 12/2005	1994 cc	92.00 X 75.00	4 cyl			
	EJ208 2 .0Liter DOHC, 16 Valves, Gasoline Turbocha	01/1998 - 12/2003	1994 cc	92.00 X 75.00	4 cyl			
	EJ20G 2 .0Liter DOHC, 16 Valves, Gasoline Turbocha	01/1989 - 12/1998	1994 cc	92.00 X 75.00	4 cyl			
	EJ20H 2 .0Liter DOHC, 16 Valves, Gasoline Turbocha	01/1993 - 12/1998	1994 cc	92.00 X 75.00	4 cyl			
	EJ20K 2 .0Liter DOHC, 16 Valves, Gasoline Turbocha	01/1996 - 12/1999	1994 cc	92.00 X 75.00	4 cyl			
	EJ20R 2 .0Liter DOHC, 16 Valves, Gasoline Turbocha	01/1996 - 12/1998	1994 cc	92.00 X 75.00	4 cyl			
	EJ20T 2 .0Liter DOHC, 16 Valves, Gasoline Turbocha	01/1989 - 12/2005	1994 cc	92.00 X 75.00	4 cyl			
	EJ20TT 2 .0Liter DOHC, 16 Valves, Gasoline Turbocha	01/1993 - 12/2003	1994 cc	92.00 X 75.00	4 cyl			
	EJ22G 2 .2Liter DOHC, 16 Valves, Gasoline Turbocha	01/1999 - 12/2001	2212 cc	96.90 X 75.00	4 cyl			
	EJ22T 2 .2Liter SOHC, 16 Valves, Gasoline Turbocha	01/1991 - 12/1994	2212 cc	96.90 X 75.00	4 cyl			
	EJ255 2 .5Liter DOHC, 16 Valves, Gasoline Turbocha	01/2002 - 12/2010	2457 cc	99.50 X 79.00	4 cyl			
EJ257 2 .5Liter DOHC, 16 Valves, Gasoline Turbocha	01/2004 - 12/2010	2457 cc	99.50 X 79.00	4 cyl				

Subaru				Subaru			
 King Set No.	 Part No.	 Qty.	 Position	 Crankshaft Diameter	 Housing Diameter	 Length	 Wall Thickness
CR4125CP STD/0.25/0.5/0.75/1.0 suits 52mm journal	C4125	4 Pairs		2.0466/2.0472 51.984/51.999	2.1648/2.1652 54.986/54.996	0.652 16.55	0.0592 1.504
CR4280CP STD/0.25/0.5/0.75/1.0 suits 48mm journal	C4280	4 Pairs		1.8875/1.8890 47.943/47.981	2.0079/2.0085 51.001/51.016	0.614 15.60	0.0591 1.501
MB5220AM suits engines with thrust in #3 position <i>crank flange length mm</i> STD 21.92/21.87 0.25 22.02/21.97 0.5 22.12/22.07 0.75 22.12/22.07	M5220/1	2 Pairs		2.3616/2.3622 59.985/60.000	2.5195/2.5202 63.995/64.013	0.750 19.05	0.0790 2.007
	M5220/2	2 Pairs		2.3616/2.3622 59.985/60.000	2.5195/2.5202 63.995/64.013	0.595 15.10	0.0790 2.007
	F5220	1 Pair		2.3616/2.3622 59.985/60.000	2.5195/2.5202 63.995/64.013	0.867 22.02	0.0790 2.007
MB5382AM suits engines with thrust in #5 position <i>crank flange length mm</i> STD 22.92/22.87 0.25 22.95/22.90 0.5 22.95/22.90 0.75 22.95/22.90	M5382/1	2 Pairs	1,3	2.0466/2.0472 51.984/51.999	2.1654/2.1661 55.001/55.019	0.750 19.05	0.0790 2.007
	M5220/2	2 Pairs	2,4	2.0466/2.0472 51.984/51.999	2.1654/2.1661 55.001/55.019	0.595 15.10	0.0790 2.007
	F5382	1 Pair	5	2.0466/2.0472 51.984/51.999	2.1654/2.1661 55.001/55.019	0.906 23.02	0.0790 2.007
CR4125XPG STD/STDX/.026/0.25/0.5 Optional to CR4125CP (Race bearings, Tri-metal [pMax Black]) suits 52mm journal	C4125/PRG	4 Pairs		2.0466/2.0472 51.984/51.999	2.1654/2.1661 55.001/55.019	0.650 16.50	0.0591 1.501
CR4166CP STD/0.25/0.5 Optional to CR4125CP (with oil hole in upper half)	C4166U C4125	4 Pairs		2.0466/2.0472 51.984/51.999	2.1648/2.1652 54.986/54.996	0.652 16.55	0.0592 1.504
CR4280XP STD/STDX/.025/0.25/0.5 Optional to CR4280CP (Race bearings, Tri-metal [pMax Black]) suits 48mm journal	C4280-PR	4 Pairs		1.8891/1.8898 47.983/48.001	2.0077/2.0083 50.996/51.011	0.614 15.60	0.0590 1.499
MB5220XP Optional to MB5220AM (Race bearings, Tri-metal [pMax Black]) suits engines with thrust in #3 position <i>crank flange length mm</i> STD 21.95/21.90 STDX 21.95/21.90 .025 21.95/21.90 0.25 22.05/22.00 0.5 22.15/22.10	M5220/1PR	2 Pairs	1,5	2.3616/2.3622 59.985/60.000	2.5195/2.5202 63.995/64.013	0.746 18.95	0.0789 2.004
	M5220/2PR	2 Pairs	2,4	2.3616/2.3622 59.985/60.000	2.5195/2.5202 63.995/64.013	0.595 15.10	0.0789 2.004
	F5220/PR	1 Pair	3	2.3616/2.3622 59.985/60.000	2.5195/2.5202 63.995/64.013	0.868 22.05	0.0789 2.004
MB5234AM Optional to MB5220AM (flange STD) <i>crank flange length mm</i> STD 21.92/21.87 0.25 21.95/21.90 0.5 21.95/21.90 0.75 21.95/21.90	M5220/1	2 Pairs		3.3616/2.3622 85.385/60.000	2.5195/2.5202 63.995/64.013	0.750 19.05	0.0790 2.007
	M5220/2	2 Pairs		2.3616/2.3622 59.985/60.000	2.5195/2.5202 63.995/64.013	0.595 15.10	0.0790 2.007
	F5234	1 Pair		2.3616/2.3622 59.985/60.000	2.5195/2.5202 63.995/64.013	0.867 22.02	0.0790 2.007
MB5382XPG Optional to MB5382AM (Race bearings, Tri-metal [pMax Black]) suits engines with thrust in #5 position <i>crank flange length mm</i> STD 22.92/22.87 STDX 22.92/22.87 .026 22.92/22.87 0.25 23.02/22.97 0.5 23.10/23.05	M5382/1PRG	2 Pairs	1,3	2.3616/2.3622 59.985/60.000	2.5197/2.5205 64.000/64.021	0.748 19.00	0.0789 2.004
	M5382/2PRG	2 Pairs	2,4	2.3616/2.3622 59.985/60.000	2.5197/2.5205 64.000/64.021	0.595 15.10	0.0789 2.004
	F5382/PRG	1 Pair	5	2.3616/2.3622 59.985/60.000	2.5197/2.5205 64.000/64.021	0.906 23.02	0.0789 2.004

Engine Index: Suzuki

Engine-Code	Years	Cyl	CC	Line
F8A 1.0Liter SOHC, 8 Valves, Gasoline	12/1979 - 09/1988	4	791	1
F8B 1.0Liter 6 Valves, Gasoline	12/1979 - 07/1991	3	796	2
F10A 1.0Liter SOHC, 8 Valves, Gasoline	08/1982 - 07/1991	4	970	1
G10 1.0Liter SOHC, 6 Valves, Gasoline	10/1983 - 07/1991	3	993	3
G10T 1.0Liter SOHC, 6 Valves, Gasoline Turbocharged	01/1987 - 12/1993	3	993	3
Opel Z13DT 1.3Liter DOHC, 16 Valves, Diesel Turbocharged	01/2006 -	4	1248	4
G13BA 1.3Liter SOHC, 8 Valves, Gasoline	08/1984 - 12/1997	4	1298	5
G13B 1.3Liter DOHC, 16 Valves, Gasoline	01/1989 - 12/1994	4	1298	5
G13BB 1.3Liter SOHC, 16 Valves, Gasoline	01/1998 - 12/2001	4	1298	5
G13A 1.3Liter SOHC, 8 Valves, Gasoline	08/1984 - 12/1989	4	1324	5
G15A 1.5Liter DOHC, 16 Valves, Gasoline	07/1991 -	4	1493	6
G16A,G16B 1.6Liter SOHC, 16 Valves, vin 0,1,3, Gasoline	05/1988 - 12/2001	4	1590	6
G16A 1.6Liter SOHC, 8 Valves, vin 0, Gasoline	01/1989 - 12/1995	4	1590	6
J18K 1.8Liter DOHC, 16 Valves, Gasoline	01/1996 - 12/2002	4	1839	7
Fiat 199A5.000 1.9Liter SOHC, 8 Valves, Diesel Turbocharged		4	1910	9
Fiat AR37101 1.9Liter SOHC, 8 Valves, Diesel Turbocharged		4	1910	8
J20A 2.0Liter DOHC, 16 Valves, Gasoline	01/1999 - 12/2005	4	1995	7
H25A 2.5Liter DOHC, 24 Valves, Gasoline	01/1999 - 12/2005	6	2493	10
H27A 2.7Liter DOHC, 24 Valves, Gasoline	01/1999 - 12/2005	6	2736	10

Suzuki				Suzuki				
								
King Set No.	Part No.	Qty.	Position	Crankshaft Diameter	Housing Diameter	Length	Wall Thickness	
1	F8A 1.0Liter SOHC, 8 Valves, Gasoline	12/1979 - 09/1988	791 cc	62.00 X 66.00	4 cyl			1
	F10A 1.0Liter SOHC, 8 Valves, Gasoline	08/1982 - 07/1991	970 cc	65.50 X 72.00	4 cyl			
CR4489AM STD/0.25/0.5/0.75/1.0/1.5	C4489	4 Pairs		1.4953/1.4957 37.981/37.991	1.6141/1.6149 40.998/41.018	0.713 18.10	0.0587 1.491	
MB5501AM STD/0.25/0.5/1.25	M5501	5 Pairs		1.9677/1.9681 49.980/49.990	2.1259/2.1268 53.998/54.021	0.791 20.10	0.0783 1.989	
TW 160AM STD/0.25	W 160	1 Pair		2.2539/2.2638 57.249/57.501	2.8642/2.8740 72.751/73.000	0.000 0.00	0.0992 2.520	
2	F8B 1.0Liter 6 Valves, Gasoline	12/1979 - 07/1991	796 cc	68.50 X 72.00	3 cyl			2
	CR 324AM STD/0.25/0.5/0.75	C4489	3 Pairs		1.4953/1.4957 37.981/37.991	1.6141/1.6149 40.998/41.018	0.713 18.10	
MB4043AM STD/0.25/0.5/0.75/1.0/1.25/1.5	M4043	4 Pairs	1,2,3,4	1.9679/1.9685 49.985/50.000	2.1260/2.1267 54.000/54.018	0.669 17.00	0.0783 1.989	
TW 160AM STD/0.25	W 160	1 Pair		2.2539/2.2638 57.249/57.501	2.8642/2.8740 72.751/73.000	0.000 0.00	0.0992 2.520	
3	G10 1.0Liter SOHC, 6 Valves, Gasoline	10/1983 - 07/1991	993 cc	74.00 X 77.00	3 cyl			3
	G10T 1.0Liter SOHC, 6 Valves, Gasoline Turbocharged	01/1987 - 12/1993	993 cc	74.00 X 77.00	3 cyl			
CR 307AM STD/0.25/0.5/0.75/1.0	C 307	3 Pairs		1.6535 41.999	1.7724 45.019	0.713 18.10	0.0587 1.491	
MB 454AM STD/0.25/0.5/0.75/1.0/1.25/1.5	M 454U M 454L	4 Pairs		1.7710 44.983	1.9299 49.019	0.713 18.10	0.0790 2.007	
TW 134AM STD/0.25	W 134	1 Pair		2.0571/2.0669 52.250/52.499	2.6673/2.6771 67.749/67.998	0.000 0.00	0.0992 2.520	

Suzuki				Suzuki			
							
King Set No.	Part No.	Qty.	Position	Crankshaft Diameter	Housing Diameter	Length	Wall Thickness
4	Opel Z13DT 1.3Liter DOHC, 16 Valves, Diesel Turbocharged	01/2006 -	1248 cc	69.60 X 82.00	4 cyl		4
CR4377CA STD/010/020/030/040	C4377U C4377L	4 Pairs		1.6764/1.6772 42.581/42.601	1.8005/1.8009 45.733/45.743	0.787 20.00	0.0612 1.554
MB5414SI STD/010/020/030/040	M5414U M5414L	4 Pairs	1,2,4,5	2.0072/2.0079 50.983/51.001	2.1539/2.1544 54.709/54.722	0.752 19.10	0.0726 1.844
	MK5414 M5414U	1 Pair	3	2.0072/2.0079 50.983/51.001	2.1539/2.1544 54.709/54.722	0.858 21.80	0.0726 1.844
5	G13BA 1.3Liter SOHC, 8 Valves, Gasoline	08/1984 - 12/1997	1298 cc	74.00 X 75.50	4 cyl		5
	G13BB 1.3Liter SOHC, 16 Valves, Gasoline	01/1998 - 12/2001	1298 cc	74.00 X 75.50	4 cyl		
	G13B 1.3Liter DOHC, 16 Valves, Gasoline	01/1989 - 12/1994	1298 cc	74.00 X 75.50	4 cyl		
	G13A 1.3Liter SOHC, 8 Valves, Gasoline	08/1984 - 12/1989	1324 cc	74.00 X 77.00	4 cyl		
CR4020AM STD/0.25/0.5/0.75/1.0	C 307	4 Pairs		1.6531 41.989	1.7724 45.019	0.713 18.10	0.0587 1.491
MB5556AM STD/0.25/0.5/0.75/1.0	M 454U M 454L	5 Pairs		1.7710 44.983	1.9299 49.019	0.713 18.10	0.0790 2.007
TW 134AM STD/0.25	W 134	1 Pair		2.0571/2.0669 52.250/52.499	2.6673/2.6771 67.749/67.998	0.000 0.00	0.0992 2.520
CR4605XP STD/0.25/0.5 Optional to CR4020AM (Race bearings, Tri-metal [pMax Black])	C4605-PR	4 Pairs		1.6528/1.6535 41.981/41.999	1.7716/1.7724 44.999/45.019	0.718 18.23	0.0587 1.491
MB5731XP STD/0.25/0.5 Optional to MB5556AM (Race bearings, Tri-metal [pMax Black])	M5731U-PR M5731L-PR	5 Pairs		1.7709/1.7714 44.981/44.994	1.9291/1.9298 48.999/49.017	0.718 18.23	0.0787 1.999
6	G15A 1.5Liter DOHC, 16 Valves, Gasoline	07/1991 -	1493 cc	75.00 X 84.50	4 cyl		6
	G16A, G16B 1.6Liter SOHC, 16 Valves, vin 0,1,3, Gasoline	05/1988 - 12/2001	1590 cc	75.00 X 90.00	4 cyl		
	G16A 1.6Liter SOHC, 8 Valves, vin 0, Gasoline	01/1989 - 12/1995	1590 cc	75.00 X 90.00	4 cyl		
CR4056AM STD/0.25/0.5/0.75/1.00/1.25/1.5	C4056	4 Pairs		1.7316/1.7323 43.983/44.000	1.8504/1.8510 47.000/47.015	0.713 18.10	0.0586 1.488
MB5587AM STD/0.25/0.5/0.75	M5587U M5587L	5 Pairs		0.0000 0.000	2.2070 56.058	0.713 18.10	0.0789 2.004
TW 144AM STD/0.25	W 144	1 Pair		2.3327/2.3425 59.251/59.500	2.9429/2.9528 74.750/75.001	0.000 0.00	0.0992 2.520
7	J18K 1.8Liter DOHC, 16 Valves, Gasoline	01/1996 - 12/2002	1839 cc	84.00 X 83.00	4 cyl		7
	J20A 2.0Liter DOHC, 16 Valves, Gasoline	01/1999 - 12/2005	1995 cc		4 cyl		
CR4262SI STD/0.25/0.5/0.75	C4262	4 Pairs		1.9678/1.9685 49.982/50.000	2.0866/2.0873 53.000/53.017	0.634 16.10	0.0587 1.491
MB5285AM STD/0.25/0.5/0.75/1.0	M5285U M5285L	5 Pairs	1,2,3,4, 5	2.2828/2.2835 57.983/58.001	2.4409/2.4416 61.999/62.017	0.752 19.10	0.0787 1.999
TW 168AM STD	W 168	1 Pair		2.8150 71.501	3.3287 84.549	0.000 0.00	0.0980 2.489









Suzuki				Suzuki			
King Set No.	Part No.	Qty.	Position	Crankshaft Diameter	Housing Diameter	Length	Wall Thickness
8	Fiat AR37101 1.9Liter SOHC, 8 Valves, Diesel Turbocharged	1910 cc	82.00 X 90.40	4 cyl			8
CR4531SX STD/010/020/030	C4171	4 Pairs	1,2,3,4	1.9995/2.0002 50.787/50.805	2.1221/2.1226 53.901/53.914	0.768 19.50	0.0606 1.539
MB5412SI STD/010/020/030	M 607	5 Pairs		2.3615/2.3622 59.982/60.000	2.5081/2.5086 63.706/63.718	0.817 20.75	0.0726 1.844
TW1005AM STD	W1005	1 Pair		2.6687/2.6787 67.785/68.039	3.2451/3.2550 82.426/82.677	0.000 0.00	0.0978 2.484
9	Fiat 199A5.000 1.9Liter SOHC, 8 Valves, Diesel Turbocharged	1910 cc	82.00 X 90.40	4 cyl			9
CR4531SX STD/010/020/030	C4171	4 Pairs	1,2,3,4	1.9995/2.0002 50.787/50.805	2.1221/2.1226 53.901/53.914	0.768 19.50	0.0606 1.539
MB5644CA STD/010/020/030	M 607 M5644	5 Pairs		2.3615/2.3622 59.982/60.000	2.5081/2.5086 63.706/63.718	0.817 20.75	0.0726 1.844
TW1005AM STD	W1005	1 Pair		2.6687/2.6787 67.785/68.039	3.2451/3.2550 82.426/82.677	0.000 0.00	0.0978 2.484
10	H25A 2.5Liter DOHC, 24 Valves, Gasoline	01/1999 - 12/2005	2493 cc	84.00 X 75.00	6 cyl		10
	H27A 2.7Liter DOHC, 24 Valves, Gasoline	01/1999 - 12/2005	2736 cc	88.00 X 75.00	6 cyl		
CR6816SI STD/0.25/0.5/0.75	C4262	6 Pairs		1.9678/1.9685 49.982/50.000	2.0866/2.0873 53.000/53.017	0.634 16.10	0.0587 1.491
MB4507SI STD/0.25/0.5	M4507U M4507L	4 Pairs	1,2,3,4	2.5582 64.978	2.7566 70.018	0.752 19.10	0.0787 1.999
TW 168AM STD	W 168	1 Pair		2.8150 71.501	3.3287 84.549	0.000 0.00	0.0980 2.489

Engine Index: Talbot

Engine-Code	Years	Cyl	CC	Line
XV5 0.9Liter		4	954	1
350S 1.1Liter		4	1118	2
350/3 E1A 1.1Liter		4	1118	2
351/3 E1A 1.1Liter		4	1118	2
2 E1/3 E1 1.1Liter		4	1118	2
2 E1/BCT 1.1Liter		4	1118	2
BTC 1.1Liter		4	1118	2
BTC/3 E1 1.1Liter		4	1118	2
351 1.1Liter		4	1118	2
10AE11 1.1Liter		4	1118	2
XW3,XW3S,108/9 1.1Liter		4	1124	1
XW7, 109/3/5F/K 1.1Liter		4	1124	1
129/5,A/C700,XZ 1.2Liter		4	1218	3
366 1.3Liter		4	1294	4
371-1G1/1G4/954 1.3Liter Anti-clockwise Engine		4	1294	4
3 G2 1.3Liter		4	1294	4
3 G2/3 G4 1.3Liter		4	1294	4
3 GE/3 G4 1.3Liter		4	1294	4
6 G1/ 6 G4 1.3Liter		4	1294	4
2 G1 1.2Liter		4	1294	4
2 G1A/BTC 1.3Liter		4	1294	4
1295 1.3Liter		4	1295	5
XY 6B(150.3) 1.4Liter		4	1360	1
5KE/K3 (150.B) 1.4Liter		4	1360	1

Engine-Code	Years	Cyl	CC	Line
6Y2 1.4Liter		4	1442	4
2Y1B/2Y1/2Y2 1.4Liter		4	1442	4
Y2 1.4Liter		4	1442	4
6Y4/80CV 1.4Liter		4	1442	4
Y2/BTC 1.4Liter		4	1442	4
6Y1 1.4Liter		4	1442	4
3Y1 1.4Liter		4	1442	4
1598 1.6Liter		4	1598	5
XUD9/A/B, 162 1.9Liter Diesel		4	1905	6
OE138 Diesel 2.3Liter		4	2260	7
U8, XD2S(147) 2.3Liter, Diesel Turbocharged		4	2304	8
U25/651,U25/661 2.5Liter, Diesel		4	2500	9

Talbot				Talbot			
King Set No.	Part No.	Qty.	Position	Crankshaft Diameter	Housing Diameter	Length	Wall Thickness
1	XV5 0.9Liter		954 cc	70.00 X 62.00	4 cyl		1
	XW3,XW3S,108/9 1.1Liter		1124 cc	72.00 X 69.00	4 cyl		
	XW7, 109/3/5F/K 1.1Liter		1124 cc	72.00 X 69.00	4 cyl		
	XY 6B(150.3) 1.4Liter		1360 cc	75.00 X 77.00	4 cyl		
	5KE/K3 (150.B) 1.4Liter		1360 cc	75.00 X 77.00	4 cyl		
CR4493AM STD/0.3/0.5/0.8/1.0	C4493	4 Pairs		1.7707/1.7713 44.976/44.991	1.9155/1.9162 48.654/48.671	0.777 19.74	0.0717 1.821
MB5508AM STD/0.3/0.5/0.8/1.0/1.25/1.5 -1985	M5508U M 576L	3 Pairs	1,3,5	1.9670/1.9677 49.962/49.980	2.1124/2.1131 53.655/53.673	0.680 17.27	0.0721 1.831
	M5508U	2 Pairs	2,4	1.9670/1.9677 49.962/49.980	2.1124/2.1131 53.655/53.673	0.680 17.27	0.0721 1.831
MB5569AM STD/0.3/0.5/0.8/1.0 1985- with 2 oil holes	M5569U	2 Pairs	2,4	1.9671/1.9678 49.964/49.982	2.1124/2.1131 53.655/53.673	0.680 17.26	0.0722 1.834
	M5569L	3 Pairs	1,3,5	1.9671/1.9678 49.964/49.982	2.1124/2.1131 53.655/53.673	0.680 17.26	0.0722 1.834
TW 132AM STD/0.10/0.15/0.20/0.25/0.30/0.5	W 132	1 Pair		2.1752/2.1850 55.250/55.499	2.8130/2.8228 71.450/71.699	0.000 0.00	0.0925 2.350
CR4493XP STD/STDX/0.3/0.5 Optional to CR4493AM (Race bearings, Tri-metal [pMax Black])	C4493-PR	4 Pairs		1.7707/1.7713 44.976/44.991	1.9155/1.9162 48.654/48.671	0.777 19.74	0.0717 1.821
MB5729XP STD/0.3/0.5 Optional to MB5569AM (Race bearings, Tri-metal [pMax Black])	M5729/1-PR	2 Pairs		1.9670/1.9678 49.962/49.982	2.1146/2.1154 53.711/53.731	0.685 17.40	0.0730 1.854
	M5729/2-PR	3 Pairs		1.9670/1.9678 49.962/49.982	2.1146/2.1154 53.711/53.731	0.685 17.40	0.0730 1.854
2	350S 1.1Liter		1118 cc	74.00 X 64.99	4 cyl		2
	350/3 E1A 1.1Liter		1118 cc	74.00 X 65.00	4 cyl		
	351/3 E1A 1.1Liter		1118 cc	74.00 X 65.00	4 cyl		
	2 E1/3 E1 1.1Liter		1118 cc	74.00 X 65.00	4 cyl		
	2 E1/BCT 1.1Liter		1118 cc	74.00 X 65.00	4 cyl		
	BTC 1.1Liter		1118 cc	74.00 X 65.00	4 cyl		
	BTC/3 E1 1.1Liter		1118 cc	74.00 X 65.00	4 cyl		
	351 1.1Liter		1118 cc	74.00 X 65.00	4 cyl		
	10AE11 1.1Liter		1118 cc	74.00 X 65.00	4 cyl		
CR4432AM STD/0.25/0.5/0.75/1.0/1.25/1.5	C4432	4 Pairs		1.6126/1.6129 40.960/40.968	1.7325/1.7328 44.006/44.013	0.756 19.20	0.0594 1.509

Talbot				Talbot			
							
King Set No.	Part No.	Qty.	Position	Crankshaft Diameter	Housing Diameter	Length	Wall Thickness
MB 537AM STD/0.25/0.5/0.75/1.25	M 537/1U M 537/1L	2 Pairs	1,5	2.0459/2.0463 51.966/51.976	2.2000/2.2005 55.880/55.893	0.734 18.64	0.0758 1.925
	M 537/1U	2 Pairs	2,4	2.0459/2.0463 51.966/51.976	2.2000/2.2005 55.880/55.893	0.734 18.64	0.0758 1.925
	M 537/3U M 537/3L	1 Pair	3	2.0459/2.0463 51.966/51.976	2.2000/2.2005 55.880/55.893	0.971 24.66	0.0758 1.925
3	129/5,A/C700,XZ 1.2Liter		1218 cc	75.00 X 69.00	4 cyl		3
CR4493AM STD/0.3/0.5/0.8/1.0	C4493	4 Pairs		1.7707/1.7713 44.976/44.991	1.9155/1.9162 48.654/48.671	0.777 19.74	0.0717 1.821
MB5508AM STD/0.3/0.5/0.8/1.0/1.25/1.5	M5508U M 576L	3 Pairs	1,3,5	1.9670/1.9677 49.962/49.980	2.1124/2.1131 53.655/53.673	0.680 17.27	0.0721 1.831
	M5508U	2 Pairs	2,4	1.9670/1.9677 49.962/49.980	2.1124/2.1131 53.655/53.673	0.680 17.27	0.0721 1.831
MB5569AM STD/0.3/0.5/0.8/1.0 with 2 oil holes	M5569U	2 Pairs	2,4	1.9671/1.9678 49.964/49.982	2.1124/2.1131 53.655/53.673	0.680 17.26	0.0722 1.834
	M5569L	3 Pairs	1,3,5	1.9671/1.9678 49.964/49.982	2.1124/2.1131 53.655/53.673	0.680 17.26	0.0722 1.834
TW 132AM STD/0.10/0.15/0.20/0.25/0.30/0.5	W 132	1 Pair		2.1752/2.1850 55.250/55.499	2.8130/2.8228 71.450/71.699	0.000 0.00	0.0925 2.350
CR4493XP STD/STDx/0.3/0.5 Optional to CR4493AM (Race bearings, Tri-metal [pMax Black])	C4493-PR	4 Pairs		1.7707/1.7713 44.976/44.991	1.9155/1.9162 48.654/48.671	0.777 19.74	0.0717 1.821
MB5729XP STD/0.3/0.5 Optional to MB5569AM (Race bearings, Tri-metal [pMax Black])	M5729/1-PR	2 Pairs		1.9670/1.9678 49.962/49.982	2.1146/2.1154 53.711/53.731	0.685 17.40	0.0730 1.854
	M5729/2-PR	3 Pairs		1.9670/1.9678 49.962/49.982	2.1146/2.1154 53.711/53.731	0.685 17.40	0.0730 1.854
4	366 1.3Liter		1294 cc	76.70 X 70.00	4 cyl		4
	371-1G1/1G4/954 1.3Liter Anti-clockwise Engine		1294 cc	76.70 X 70.00	4 cyl		
	3 G2 1.3Liter		1294 cc	76.70 X 70.00	4 cyl		
	3 G2/3 G4 1.3Liter		1294 cc	76.70 X 70.00	4 cyl		
	3 GE/3 G4 1.3Liter		1294 cc	76.70 X 70.00	4 cyl		
	6 G1/ 6 G4 1.3Liter		1294 cc	76.70 X 70.00	4 cyl		
	2 G1 1.2Liter		1294 cc	76.70 X 70.00	4 cyl		
	2 G1A/BTC 1.3Liter		1294 cc	76.70 X 70.00	4 cyl		
	6Y2 1.4Liter		1442 cc	76.70 X 78.00	4 cyl		
	2Y1B/2Y1/2Y2 1.4Liter		1442 cc	76.70 X 78.00	4 cyl		
	Y2 1.4Liter		1442 cc	76.70 X 78.00	4 cyl		
	6Y4/80CV 1.4Liter		1442 cc	76.70 X 78.00	4 cyl		
	Y2/BTC 1.4Liter		1442 cc	76.70 X 78.00	4 cyl		
	6Y1 1.4Liter		1442 cc	76.70 X 78.00	4 cyl		
	3Y1 1.4Liter		1442 cc	76.70 X 78.00	4 cyl		
CR4432AM STD/0.25/0.5/0.75/1.0/1.25/1.	C4432	4 Pairs		1.6126/1.6129 40.960/40.968	1.7325/1.7328 44.006/44.013	0.756 19.20	0.0594 1.509
MB 537AM STD/0.25/0.5/0.75/1.25	M 537/1U M 537/1L	2 Pairs	1,5	2.0459/2.0463 51.966/51.976	2.2000/2.2005 55.880/55.893	0.734 18.64	0.0758 1.925
	M 537/1U	2 Pairs	2,4	2.0459/2.0463 51.966/51.976	2.2000/2.2005 55.880/55.893	0.734 18.64	0.0758 1.925
	M 537/3U M 537/3L	1 Pair	3	2.0459/2.0463 51.966/51.976	2.2000/2.2005 55.880/55.893	0.971 24.66	0.0758 1.925

Talbot				Talbot			
King Set No.	Part No.	Qty.	Position	Crankshaft Diameter	Housing Diameter	Length	Wall Thickness
5	1295 1.3Liter			1295 cc	78.60 X 66.70	4 cyl	5
	1598 1.6Liter			1598 cc	87.34 X 66.70	4 cyl	
CR4438AM STD/010/020/030/060	C4438	4 Pairs		1.9995/2.0000 50.787/50.800	2.1460/2.1465 54.508/54.521	0.816 20.72	0.0725 1.842
CS 313BB							
MB 543AM STD/010/020/030/050	M 543/1	4 Pairs	1,2,4,5	2.1245/2.1252 53.962/53.980	2.2710/2.2718 57.683/57.704	1.004 25.50	0.0726 1.844
	M 543/3	1 Pair	3	2.1245/2.1252 53.962/53.980	2.2710/2.2718 57.683/57.704	1.129 28.67	0.0726 1.844
6	XUD9/A/B, 162 1.9Liter Diesel			1905 cc	83.00 X 88.00	4 cyl	6
CR4075AM STD/0.3/0.5/0.8/1.0	C4075	4 Pairs		1.9679/1.9685 49.985/50.000	2.1140/2.1145 53.696/53.708	0.789 20.03	0.0721 1.831
MB5129AM STD/0.3/0.5/0.8/1.0	M5129U M5129L	5 Pairs		2.3614/2.3622 59.980/60.000	2.5091/2.5098 63.731/63.749	0.768 19.50	0.0727 1.847
TW 246AM STD/0.10/0.20/0.25/0.30/0.50	W 246D W 246E	2 Pairs		2.6398/2.6496 67.051/67.300	3.2697/3.2795 83.050/83.299	0.000 0.00	0.0917 2.329
7	OE138 Diesel 2.3Liter			2260 cc	84.18 X 101.60	4 cyl	7
CR4037AM STD/010/020/030 180 degree oil groove	C4037U C4037L	4 Pairs		2.3110/2.3115 58.699/58.712	2.4570/2.4575 62.408/62.421	1.059 26.90	0.0719 1.826
MB3332AM STD/010/020/030/040/050/060	M3332	3 Pairs	1,2,3	2.7515/2.7520 69.888/69.901	2.9190/2.9195 74.143/74.155	1.504 38.20	0.0825 2.096
8	U8, XD2S(147) 2.3Liter, Diesel Turbochargedd			2304 cc	94.00 X 83.00	4 cyl	8
CR4016AM STD/0.3/0.5/0.8/1.0	C4016	4 Pairs		2.1651/2.1662 54.994/55.021	2.3125/2.3130 58.738/58.750	1.142 29.00	0.0724 1.839
MB 541AM STD/0.3/0.5/0.8 1980-1981	M 541/1U M 541/1L	3 Pairs	1,3,5	2.1651/2.1657 54.994/55.009	2.3122/2.3130 58.730/58.750	1.180 29.97	0.0722 1.834
	M 541/2U M 541/2L	2 Pairs	2,4	2.1651/2.1657 54.994/55.009	2.3122/2.3130 58.730/58.750	0.865 21.97	0.0722 1.834
MB5551AM STD/0.3/0.5/0.8/1.0 1981-1982	M5551/1U M5551/1L	3 Pairs	1,3,5	2.3620/2.3630 59.995/60.020	2.5091/2.5098 63.731/63.749	1.181 30.00	0.0723 1.836
	M5551/2U M5551/2L	2 Pairs	2,4	2.3620/2.3630 59.995/60.020	2.5091/2.5098 63.731/63.749	0.945 24.00	0.0723 1.836
PB 127CP							
9	U25/651,U25/661 2.5Liter, Diesel			2500 cc	93.00 X 92.00	4 cyl	9
CR4080AM STD/0.25/0.5/0.75/1.0/1.25 -10/1986	C4080 C4079	4 Pairs		2.1256/2.1262 53.990/54.005	2.2707/2.2715 57.676/57.696	0.965 24.50	0.0719 1.826
CR4140AM STD/0.25/0.5/0.75/1.25	C4140U C4140L	4 Pairs		2.1256/2.1262 53.990/54.005	2.2707/2.2715 57.676/57.696	0.890 22.60	0.0720 1.829
MB5131AM STD/0.25/0.5/0.75/1.25 1983-	M5131	5 Pairs		2.6392/2.6398 67.036/67.051	2.8226/2.8230 71.694/71.704	1.119 28.42	0.0910 2.311
MB5133AM STD/0.25/0.5 1982-1983	M5133	5 Pairs		2.5211/2.5217 64.036/64.051	2.7045/2.7049 68.694/68.704	1.130 28.70	0.0910 2.311
TW 244AM STD/0.10 1983-	W 244D W 244E	2 Pairs		2.9724/2.9823 75.499/75.750	3.4980/3.5079 88.849/89.101	0.000 0.00	0.1236 3.139
TW 245AM STD/0.10 1982-1983	W 245D W 245E	2 Pairs		2.8543/2.8642 72.499/72.751	3.3799/3.3898 85.849/86.101	0.000 0.00	0.1236 3.139

Engine Index: Toyota

Engine-Code	Years	Cyl	CC	Line
2K 1.0Liter OHV, 8 Valves, Gasoline	04/1969 - 09/1986	4	993	1
1E 1.0Liter SOHC, 12 Valves, Gasoline	10/1984 -	4	999	2
KC 1.1Liter OHV, 8 Valves, Gasoline	10/1966 - 07/1977	4	1077	1
3K 1.2Liter OHV, 8 Valves, Gasoline	08/1969 - 10/1983	4	1166	1
4K 1.3Liter OHV, 8 Valves, Gasoline	02/1978 - 08/1990	4	1290	1
2A 1.3Liter SOHC, 8 Valves, Gasoline	05/1982 - 05/1985	4	1296	3
2E 1.3Liter SOHC, 12 Valves, Gasoline	10/1984 - 12/1988	4	1296	2
2ET 1.3Liter SOHC, 12 Valves, Gasoline	10/1984 - 12/1988	4	1296	2
K3-VE 1.3Liter DOHC, 16 Valves, Gasoline	07/2000 - 12/2005	4	1298	4
2NZFE 1.3Liter DOHC, 16 Valves, Gasoline	01/1999 -	4	1299	5
4EFE 1.3Liter DOHC, 16 Valves, Gasoline	01/1996 - 12/1999	4	1332	2
T 1.4Liter OHV, 8 Valves	01/1970 - 12/1971	4	1407	6
T 8 Valves	09/1971 - 08/1979	4	1407	7
1AC 1.5Liter SOHC, 8 Valves, Gasoline	08/1978 - 12/1980	4	1452	3
3AC 1.5Liter SOHC, 8 Valves, Gasoline	03/1979 - 09/1990	4	1452	3
3E 1.5Liter SOHC, 12 Valves, vin E, Gasoline	01/1987 - 12/1990	4	1456	8
3EE 1.5Liter SOHC, 12 Valves, vin E, Gasoline	01/1990 - 12/1994	4	1456	8
5K 1.5Liter OHV, 8 Valves, Gasoline	09/1985 - 01/1992	4	1486	1
2R 1.5Liter OHV		4	1490	9
3SZ-VE 1.5Liter DOHC, 16 Valves, Gasoline	11/2005 -	4	1495	10
5AFE 1.5Liter DOHC, 16 Valves, Gasoline	05/1987 -	4	1497	3
5EFE 1.5Liter DOHC, 16 Valves, vin C,E, Gasoline	01/1992 - 12/1999	4	1497	8
1NZFE 1.5Liter DOHC, 16 Valves, Gasoline	01/2000 - 12/2007	4	1497	5
1NZFXE 1.5Liter DOHC, 16 Valves, Gasoline	01/2001 - 12/2007	4	1497	5
12R 1.6Liter OHV, 8 Valves, Gasoline	01/1968 - 12/1988	4	1587	9
4AC 1.6Liter SOHC, 8 Valves, Gasoline	01/1983 - 12/1987	4	1587	3
4ALC 1.6Liter SOHC, 8 Valves, vin A, Gasoline	01/1983 - 12/1988	4	1587	3
4AGEC 1.6Liter DOHC, 16 Valves, vin A, Gasoline	01/1985 - 12/1987	4	1587	13
4AGELC 1.6Liter DOHC, 16 Valves, vin A, Gasoline	01/1985 - 12/1989	4	1587	12
4AGZE 1.6Liter DOHC, 16 Valves, vin A, Gasoline Supercharged	05/1987 - 12/1989	4	1587	11
4AF 1.6Liter DOHC, 16 Valves, vin A, Gasoline	01/1988 - 12/1989	4	1587	3
4AGE 1.6Liter DOHC, 16 Valves, vin A, Gasoline	01/1988 - 12/1991	4	1587	14
4AFE 1.6Liter DOHC, 16 Valves, vin A, Gasoline	01/1988 - 12/1997	4	1587	3
2T 1.6Liter OHV, 8 Valves, Gasoline	09/1971 - 08/1979	4	1588	7
12T 1.6Liter OHV, 8 Valves	01/1976 - 11/1984	4	1588	7
2T 1.6Liter OHV, 8 Valves, Gasoline	00/5197 - 12/1971	4	1588	6
7R 8 Valves	09/1968 - 07/1973	4	1591	15
1ZR-FE 1.6Liter DOHC, 16 Valves, Gasoline		4	1598	16
1Y 1.6Liter OHV, 8 Valves, Gasoline	10/1982 - 08/1988	4	1626	17
6R 1.7Liter SOHC, 8 Valves	09/1968 - 07/1973	4	1707	15
7K 1.8Liter		4	1762	19
7AFE 1.8Liter DOHC, 16 Valves, vin A,B, Gasoline	01/1993 - 12/1998	4	1762	18
13T 1.8Liter OHV, 8 Valves	11/1977 - 08/1982	4	1770	7
3T,3T-G 1.8Liter OHV, 8 Valves, Gasoline	03/1977 - 10/1983	4	1770	7
4T-G OHV, 8 Valves	09/1982 - 11/1984	4	1770	20
1ZZFE 1.8Liter DOHC, 16 Valves, Gasoline	01/1998 - 12/2007	4	1794	21
2ZZGE 1.8Liter DOHC, 16 Valves, Gasoline	01/2000 - 12/2005	4	1795	22
2ZR-FE 1.8Liter DOHC, 16 Valves, vin L,U, Gasoline		4	1798	16
2ZR-FAE 1.8Liter DOHC, 16 Valves, Gasoline		4	1798	16
16R 1.8Liter SOHC, 8 Valves	08/1973 - 11/1982	4	1808	15
2Y 1.8Liter OHV, 8 Valves, Gasoline	12/1982 -	4	1812	17
1S 1.8Liter SOHC, 8 Valves, Gasoline	03/1982 - 08/1988	4	1832	23
1C,1CLC 1.8Liter SOHC, 8 Valves, Diesel	01/1982 - 08/1985	4	1839	24
1CT,1CTL 1.8Liter SOHC, 8 Valves, vin C, Diesel Turbocharged	01/1982 - 12/1985	4	1839	24
4S 1.8Liter DOHC, 16 Valves, Gasoline	04/1987 -	4	1839	23
8RC 1.9Liter SOHC, 8 Valves, Gasoline	09/1968 - 07/1973	4	1858	15
10R 1.9Liter SOHC, 8 Valves	02/1970 - 12/1971	4	1858	15
18RC 2.0Liter SOHC, 8 Valves, Gasoline	01/1972 - 12/1982	4	1968	15









Engine-Code	Years	Cyl	CC	Line
19R 2.0Liter, SOHC, 8 Valves	01/1974 - 07/1977	4	1968	15
21R 2.0Liter SOHC, 8 Valves, Gasoline	01/1978 - 12/1982	4	1972	25
21R-C 2.0Liter SOHC, 8 Valves, Gasoline	03/1982 - 12/1985	4	1972	26
21R-U 2.0Liter SOHC, 8 Valves, Gasoline	03/1982 - 12/1986	4	1972	26
2C 2.0Liter SOHC, 8 Valves, Diesel	11/1982 - 08/1985	4	1974	24
2CT,2CTLC 2.0Liter SOHC, 8 Valves, Diesel Turbocharged	01/1982 - 12/1986	4	1974	24
3M 2.0Liter, SOHC, 12 Valves	05/1967 - 02/1971	6	1988	27
1VZ-FE DOHC, 24 Valves	01/1987 - 12/1995	6	1992	28
2SELC 2.0Liter SOHC, 8 Valves, vin S, Gasoline	08/1982 - 08/1986	4	1995	23
1AD-FTV 2.0Liter DOHC, 16 Valves, Diesel Turbocharged		4	1998	30
3YEC 2.0Liter OHV, 8 Valves, vin Y, Gasoline	12/1982 - 12/1985	4	1998	17
3SGTE 2.0Liter DOHC, 16 Valves, vin S, Gasoline Turbocharged	01/1986 - 12/1995	4	1998	32
3SGELC 2.0Liter DOHC, 16 Valves, vin S, Gasoline	01/1987 - 12/1991	4	1998	23
3SFE 2.0Liter DOHC, 16 Valves, vin P,S, Gasoline	01/1987 - 12/2002	4	1998	23
1RZ 2.0Liter SOHC, 8 Valves, Gasoline	05/1990 -	4	1998	31
1AZFE 2.0Liter DOHC, 16 Valves, Gasoline	01/2001 - 12/2003	4	1998	29
5SFE 2.2Liter DOHC, 16 Valves, vin G,S, Gasoline	01/1985 - 12/2001	4	2164	33
L 2.2Liter SOHC, 8 Valves, vin L, Diesel	10/1977 - 12/1988	4	2188	34
20R 2.2Liter SOHC, 8 Valves, vin R, Gasoline	01/1974 - 03/1982	4	2189	25
2AD-FTV 2.2Liter DOHC, 16 Valves, Diesel Turbocharged		4	2231	30
2AD-FHV 2.2Liter DOHC, 16 Valves, Diesel Turbocharged	11/2005 -	4	2231	30
4YEC 2.2Liter OHV, 8 Valves, vin Y, Gasoline	08/1986 - 12/1990	4	2237	17
2M 2.2Liter SOHC, 12 Valves, Gasoline	09/1969 - 02/1973	6	2253	27
2AZFE 2.4Liter DOHC, 16 Valves, Gasoline	01/2001 - 12/2009	4	2362	29
22R 2.4Liter SOHC, 8 Valves, vin R, Gasoline	01/1980 - 12/1990	4	2366	25
22REC 2.4Liter SOHC, 8 Valves, vin R, Gasoline	01/1983 - 12/1988	4	2366	26
22RTEC 2.4Liter SOHC, 8 Valves, vin R, Gasoline Turbocharged	01/1985 - 12/1988	4	2366	26
22RE 2.4Liter SOHC, 8 Valves, vin R, Gasoline	01/1989 - 12/1995	4	2366	26
2TZFE 2.4Liter DOHC, 16 Valves, vin A, Gasoline	01/1990 - 12/1995	4	2438	31
2RZFE 2.4Liter DOHC, 16 Valves, vin L,U, Gasoline	01/1990 - 12/2004	4	2438	31
2TZFZE 2.4Liter DOHC, 16 Valves, vin A,K, Gasoline Supercharged	01/1995 - 12/1997	4	2438	31
2L 2.4Liter SOHC, 8 Valves, vin L, Diesel	02/1982 - 12/1990	4	2446	35
2LT 2.4Liter SOHC, 8 Valves, vin L, Diesel Turbocharged	02/1982 - 12/1990	4	2446	35
1JZGE 2.5Liter DOHC, 24 Valves, Gasoline		6	2491	36
4VZFE 2.5Liter DOHC, 24 Valves, Gasoline	01/1987 - 12/1995	6	2497	37
2VZFE 2.5Liter DOHC, 24 Valves, vin V, Gasoline	01/1988 - 12/1991	6	2508	28
4M 2.6Liter SOHC, 12 Valves, vin M, Gasoline	02/1971 - 11/1975	6	2563	27
3RZFE 2.7Liter DOHC, 16 Valves, vin M,U, Gasoline	01/1994 - 12/2004	4	2694	38
5ME 2.8Liter SOHC, 12 Valves, vin M, Gasoline	04/1978 - 12/1982	6	2759	39
5MGE 2.8Liter DOHC, 12 Valves, Gasoline	01/1982 - 12/1988	6	2759	39
3L 2.8Liter SOHC, 8 Valves, Diesel	08/1988 - 12/1992	4	2779	40
6M 3.0Liter	07/1983 - 08/1987	6	2954	39
7MGE 3.0Liter DOHC, 24 Valves, vin M, Gasoline	01/1986 - 12/1992	6	2954	39
7MGTE 3.0Liter DOHC, 24 Valves, vin M, Gasoline Turbocharged	01/1987 - 12/1992	6	2954	39
3VZE 3.0Liter SOHC, 12 Valves, vin V, Gasoline	01/1987 - 12/1995	6	2958	41
3VZFE 3.0Liter DOHC, 24 Valves, vin V, Gasoline	01/1992 - 12/1993	6	2958	37
B 3.0Liter OHV, 8 Valves, Diesel	02/1972 - 12/1990	4	2977	43
11B 8 Valves, Diesel	01/1985 - 12/1990	4	2977	42
1KZT 3.0Liter SOHC, 8 Valves, Diesel Turbocharged	05/1993 -	4	2982	44
1KZ-TE 3.0Liter SOHC, 8 Valves, Diesel Turbocharged	10/1993 -	4	2982	44
5L 3.0Liter SOHC, 8 Valves, Diesel	01/1997 - 12/2000	4	2986	40
1MZFE 3.0Liter DOHC, 24 Valves, vin F,G, Gasoline	01/1994 - 12/2006	6	2995	45
2JZGE 3.0Liter DOHC, 24 Valves, vin D,J, Gasoline	01/1993 - 12/1998	6	2997	36
2JZGTE 3.0Liter DOHC, 24 Valves, vin E,J, Gasoline Turbocharged	01/1993 - 12/1998	6	2997	36
2B 3.2Liter OHV, 8 Valves, Diesel	01/1977 - 10/1982	4	3197	43
3MZFE 3.3Liter DOHC, 24 Valves, Gasoline	01/2004 - 12/2010	6	3300	46
5VZFE 3.4Liter DOHC, 24 Valves, vin N,V, Gasoline	01/1995 - 12/2004	6	3378	37
3B 3.4Liter OHV, 8 Valves, Diesel	08/1980 - 12/1988	4	3431	47
13B 3.4Liter OHV, 8 Valves, Diesel	09/1984 - 12/1990	4	3431	42
13BT 3.4Liter OHV, 8 Valves, Diesel Turbocharged	06/1986 - 12/1990	4	3431	48
1PZ 3.5Liter SOHC, 10 Valves, Diesel Turbocharged	01/1990 -	5	3470	49
H 3.6Liter OHV, 12 Valves, Diesel	11/1979 - 04/1985	6	3576	50
14B 3.7Liter OHV, 8 Valves, Diesel	08/1988 - 12/1990	4	3661	42
14BT 3.7Liter OHV, 8 Valves, Diesel Turbocharged	10/1989 - 12/1990	4	3661	48
OM 314.910 3.8Liter 2 Valves, Diesel	01/1984 - 12/2001	4	3780	51
F 3.9Liter OHV, 12 Valves, vin F, Gasoline	04/1975 - 11/1984	6	3878	52

Engine-Code	Years	Cyl	CC	Line
3FE 4.0Liter OHV, 12 Valves, vin F, Gasoline	01/1984 - 12/1992	6	3956	53
2H 4.0Liter OHV, 12 Valves, Diesel	01/1969 - 08/1980	6	3980	50
2H 4.0Liter OHV, 12 Valves, Diesel	10/1985 - 09/1991	6	3980	55
12HT 4.0Liter OHV, 12 Valves, Diesel	10/1985 - 12/1991	6	3980	54
1HD-T 4.2Liter SOHC, 12 Valves, Diesel Turbocharged	01/1990 -	6	4164	56
1HZ,1HZ-T 4.2Liter SOHC, 12 Valves, Diesel	01/1990 -	6	4164	56
2F 4.2Liter OHV, 12 Valves, Gasoline	01/1954 - 09/1975	6	4230	52
D 12 Valves, Diesel	01/1964 - 12/1988	6	5890	57
2D 12 Valves, Diesel	01/1964 - 12/1974	6	6494	57

Toyota				Toyota			
King Set No.	Part No.	Qty.	Position	Crankshaft Diameter	Housing Diameter	Length	Wall Thickness
1	2K 1.0Liter OHV, 8 Valves, Gasoline	04/1969 - 09/1986	993 cc	72.00 X 61.00	4 cyl		1
	KC 1.1Liter OHV, 8 Valves, Gasoline	10/1966 - 07/1977	1077 cc	75.00 X 61.00	4 cyl		
	3K 1.2Liter OHV, 8 Valves, Gasoline	08/1969 - 10/1983	1166 cc	75.00 X 66.00	4 cyl		
	4K 1.3Liter OHV, 8 Valves, Gasoline	02/1978 - 08/1990	1290 cc	75.00 X 73.00	4 cyl		
	5K 1.5Liter OHV, 8 Valves, Gasoline	09/1985 - 01/1992	1486 cc	80.50 X 73.00	4 cyl		
CR4205AM STD/0.25/0.5/1.0 08/1982-	C4205	4 Pairs		1.6530/1.6535 41.986/41.999	1.7716/1.7726 44.999/45.024	0.744 18.90	0.0587 1.491
CR4446AM STD/0.25/0.5/0.75/1.0 -08/1982	C4446	4 Pairs		1.6526/1.6535 41.976/41.999	1.7716/1.7726 44.999/45.024	0.784 19.90	0.0587 1.491
MB 551AM STD/0.25/0.5/0.75/1.0 -08/1982	M 551	5 Pairs		1.9675/1.9685 49.975/50.000	2.1261/2.1271 54.003/54.028	0.859 21.82	0.0785 1.994
MB5077AM STD/0.25/0.5/1.0 08/1982-	M5077U M5077L	5 Pairs		1.9677/1.9683 49.980/49.995	2.1264/2.1272 54.011/54.031	0.823 20.90	0.0785 1.994
TW 225AM STD	W 225D W 225E	2 Pairs		2.1654/2.1752 55.001/55.250	2.6672/2.6870 67.747/68.250	0.000 0.00	0.0976 2.479
2	1E 1.0Liter SOHC, 12 Valves, Gasoline	10/1984 -	999 cc	70.50 X 64.00	4 cyl		2
	2E 1.3Liter SOHC, 12 Valves, Gasoline	10/1984 - 12/1988	1296 cc	73.00 X 77.40	4 cyl		
	2ET 1.3Liter SOHC, 12 Valves, Gasoline	10/1984 - 12/1988	1296 cc	73.00 X 77.40	4 cyl		
	4EFE 1.3Liter DOHC, 16 Valves, Gasoline	01/1996 - 12/1999	1332 cc	74.00 X 77.40	4 cyl		
CR4229AM STD/0.25/0.5/0.75/1.0/1.5	C4229	4 Pairs		1.5744/1.5750 39.990/40.005	1.6929/1.6937 43.000/43.020	0.591 15.00	0.0587 1.491
MB5095AM STD/0.25/0.5/0.75/1.0/1.5	M5095U M5095L	5 Pairs	1,2,3,4,5	1.8504 47.000	2.0087 51.021	0.630 16.00	0.0787 1.999
TW 280AM STD/0.25	W 280D W 280E	2 Pairs		2.0770 52.756	2.5390 64.491	0.000 0.00	0.0980 2.489
3	2A 1.3Liter SOHC, 8 Valves, Gasoline	05/1982 - 05/1985	1296 cc	76.00 X 71.40	4 cyl		3
	3AC 1.5Liter SOHC, 8 Valves, Gasoline	03/1979 - 09/1990	1452 cc	77.50 X 77.00	4 cyl		
	1AC 1.5Liter SOHC, 8 Valves, Gasoline	08/1978 - 12/1980	1452 cc	77.50 X 77.00	4 cyl		

Toyota				Toyota			
King Set No.	Part No.	Qty.	Position	Crankshaft Diameter	Housing Diameter	Length	Wall Thickness
5AFE 1.5Liter DOHC, 16 Valves, Gasoline	05/1987 -	1497 cc	78.70 X 77.00	4 cyl			
4ALC 1.6Liter SOHC, 8 Valves, vin A, Gasoline	01/1983 - 12/1988	1587 cc	81.00 X 77.00	4 cyl			
4AC 1.6Liter SOHC, 8 Valves, Gasoline	01/1983 - 12/1987	1587 cc	81.00 X 77.00	4 cyl			
4AF 1.6Liter DOHC, 16 Valves, vin A, Gasoline	01/1988 - 12/1989	1587 cc	81.00 X 77.00	4 cyl			
4AFE 1.6Liter DOHC, 16 Valves, vin A, Gasoline	01/1988 - 12/1997	1587 cc	81.00 X 77.00	4 cyl			
CR 413AM STD/0.25/0.5/1.5 -07/1983	C 413	4 Pairs		1.5742/1.5748 39.985/40.000	1.6929/1.6939 43.000/43.025	0.672 17.07	0.0587 1.491
CR 429AM STD/0.25/0.5/0.75/1.0 07/1983-	C 429	4 Pairs		1.5740/1.5748 39.980/40.000	1.6929/1.6939 43.000/43.025	0.672 17.07	0.0587 1.491
MB 535AM STD/0.25/0.5/0.75/1.0 -01/1983	M 535	5 Pairs		1.8892/1.8898 47.986/48.001	2.0480/2.0492 52.019/52.050	0.782 19.86	0.0789 2.004
MB5527AM STD/0.25/0.5/0.75/1.0 01/1983-	M 535 M5527	5 Pairs		1.8890/1.8898 47.981/48.001	2.0480/2.0490 52.019/52.045	0.782 19.86	0.0789 2.004
TW 231AM STD/0.25	W 231D W 231E	2 Pairs		2.1063/2.1161 53.500/53.749	2.5984/2.6083 65.999/66.251	0.000 0.00	0.0980 2.489
MB5527XP STD/0.25/0.5 Optional to MB5527AM (Race bearings, Tri-metal [pMax Black])	M 535-PR M5527-PR	5 Pairs		1.8892/1.8898 47.986/48.001	2.0480/2.0492 52.019/52.050	0.787 19.98	0.0788 2.002
4	K3-VE 1.3Liter DOHC, 16 Valves, Gasoline	07/2000 - 12/2005	1298 cc	72.00 X 79.70	4 cyl		4
CR4530XA STD/0.25/0.5/0.75/1.0	C4530U C4530L	4 Pairs	1,2,3,4	1.5740/1.5750 39.980/40.005	1.6930 43.002	0.516 13.10	0.0588 1.494
MB5663SI STD/0.25/0.5/0.75	M5663U M5663L	5 Pairs	1,2,3,4, 5	1.8106/1.8110 45.989/45.999	1.9690/1.9692 50.013/50.018	0.585 14.85	0.0784 1.991
TW1021AM STD	W1021	1 Pair		0.0000 0.000	0.0000 0.000	0.000 0.00	0.0000 0.000
5	2NZFE 1.3Liter DOHC, 16 Valves, Gasoline	01/1999 -	1299 cc	75.00 X 73.50	4 cyl		5
	1NZFE 1.5Liter DOHC, 16 Valves, Gasoline	01/2000 - 12/2007	1497 cc	75.00 X 84.70	4 cyl		
	1NZFXE 1.5Liter DOHC, 16 Valves, Gasoline	01/2001 - 12/2007	1497 cc	75.00 X 84.70	4 cyl		
CR4349CP STD/0.25/0.5/0.75	C4349	4 Pairs		0.0000 0.000	1.6955/1.6962 43.066/43.083	0.535 13.60	0.0588 1.494
MB5394AM STD/0.25/0.5	M5394U M5394L	5 Pairs		1.8100/1.8110 45.974/45.999	1.9700/1.9071 50.038/48.440	0.634 16.10	0.0787 1.999
TW 185AM STD	W 185	1 Pair		2.1102/2.1201 53.599/53.851	2.7382/2.7480 69.550/69.799	0.000 0.00	0.0980 2.489
6	T 1.4Liter OHV, 8 Valves	01/1970 - 12/1971	1407 cc		4 cyl		6
	2T 1.6Liter OHV, 8 Valves, Gasoline	00/5197 - 12/1971	1588 cc	85.00 X 70.00	4 cyl		
CR4085AM STD/0.25/0.5/0.75/1.0	C4085	4 Pairs		1.8889/1.8894 47.978/47.991	2.0080/2.0088 51.003/51.024	0.784 19.90	0.0587 1.491









Toyota				Toyota				
King Set No.	Part No.	Qty.	Position	Crankshaft Diameter	Housing Diameter	Length	Wall Thickness	
7	T 8 Valves	09/1971 - 08/1979	1407 cc	80.00 X 70.00	4 cyl		7	
	2T 1.6Liter OHV, 8 Valves, Gasoline	09/1971 - 08/1979	1588 cc	85.00 X 70.00	4 cyl			
	12T 1.6Liter OHV, 8 Valves	01/1976 - 11/1984	1588 cc	85.00 X 70.00	4 cyl			
	3T,3T-G 1.8Liter OHV, 8 Valves, Gasoline	03/1977 - 10/1983	1770 cc	85.00 X 78.00	4 cyl			
	13T 1.8Liter OHV, 8 Valves	11/1977 - 08/1982	1770 cc	85.00 X 78.00	4 cyl			
CR4085AM STD/0.25/0.5/0.75/1.0 09/1982-11/1984	C4085	4 Pairs		1.8889/1.8894 47.978/47.991	2.0080/2.0088 51.003/51.024	0.784 19.90	0.0587 1.491	
CR4447AM STD/0.25/0.5/1.0 09/1971-09/1982	C4447	4 Pairs		1.8889/1.8894 47.978/47.991	2.0079/2.0087 51.001/51.021	0.865 21.97	0.0587 1.491	
MB 552AM STD/0.25/0.5/0.75	M 552	5 Pairs		2.2825/2.2835 57.976/58.001	2.4409/2.4419 61.999/62.024	0.818 20.78	0.0784 1.991	
TW 226AM STD/0.25	W 226D W 226E	2 Pairs		2.5216/2.5315 64.049/64.300	2.9921/3.0020 75.999/76.251	0.000 0.00	0.0980 2.489	
8	3E 1.5Liter SOHC, 12 Valves, vin E, Gasoline	01/1987 - 12/1990	1456 cc	73.00 X 87.00	4 cyl		8	
	3EE 1.5Liter SOHC, 12 Valves, vin E, Gasoline	01/1990 - 12/1994	1456 cc	73.00 X 87.00	4 cyl			
	5EFE 1.5Liter DOHC, 16 Valves, vin C,E, Gasoline	01/1992 - 12/1999	1497 cc	74.00 X 87.00	4 cyl			
CR4027AM STD/0.25/0.5/0.75/1.0/1.5	C4027	4 Pairs		1.6929/1.6935 43.000/43.015	1.8110/1.8118 45.999/46.020	0.595 15.10	0.0586 1.488	
MB5564AM STD/0.25/0.5/0.75/1.0/1.25/1.5	M5564U M5564L	5 Pairs		1.9679/1.9685 49.985/50.000	2.1268/2.1276 54.021/54.041	0.634 16.10	0.0787 1.999	
TW 248AM STD/0.25	W 248D W 248E	2 Pairs		2.1653/2.1752 54.999/55.250	2.6772/2.6870 68.001/68.250	0.000 0.00	0.0976 2.479	
9	2R 1.5Liter OHV		1490 cc	78.00 X 78.00	4 cyl		9	
	12R 1.6Liter OHV, 8 Valves, Gasoline	01/1968 - 12/1988	1587 cc	80.50 X 78.00	4 cyl			
CR4425AM STD/0.25/0.5/0.75/1.0	C4425	4 Pairs		1.9679/1.9685 49.985/50.000	2.0870/2.0878 53.010/53.030	1.063 27.00	0.0590 1.499	
MB 348AM STD/0.25/0.5/0.75/1.0	M 348/1	1 Pair	1	2.2825/2.2835 57.976/58.001	2.4252/2.4261 61.600/61.623	1.180 29.98	0.0703 1.786	
	M 348/2	1 Pair	2	2.2825/2.2835 57.976/58.001	2.4252/2.4261 61.600/61.623	1.338 33.98	0.0703 1.786	
	M 348/3	1 Pair	3	2.2825/2.2835 57.976/58.001	2.4252/2.4261 61.600/61.623	1.574 39.98	0.0703 1.786	
TW 209AM STD/0.25	W 209D W 209E	2 Pairs		2.5118/2.5217 63.800/64.051	2.9921/3.0020 75.999/76.251	0.000 0.00	0.1181 3.000	
10	3SZ-VE 1.5Liter DOHC, 16 Valves, Gasoline	11/2005 -	1495 cc	72.00 X 91.80	4 cyl		10	
CR4535XA STD/0.25/0.5/0.75	C4535U C4535L	4 Pairs		0.0000 0.000	1.7720 45.009	0.520 13.20	0.0587 1.491	
MB5663SI STD/0.25/0.5/0.75	M5663U M5663L	5 Pairs	1,2,3,4, 5	1.8106/1.8110 45.989/45.999	1.9690/1.9692 50.013/50.018	0.585 14.85	0.0784 1.991	
11	4AGZE 1.6Liter DOHC, 16 Valves, vin A, Gasoline Supercharged	05/1987 - 12/1989	1587 cc	81.00 X 77.00	4 cyl		11	
CR4032SI STD/0.25/0.5/0.75/1.0	C4032	4 Pairs		1.6529/1.6535 41.984/41.999	1.7717/1.7726 45.001/45.024	0.672 17.07	0.0586 1.488	









Toyota				Toyota			
							
King Set No.	Part No.	Qty.	Position	Crankshaft Diameter	Housing Diameter	Length	Wall Thickness
MB5527AM STD/0.25/0.5/0.75/1.0	M 535 M5527	5 Pairs		1.8890/1.8898 47.981/48.001	2.0480/2.0490 52.019/52.045	0.782 19.86	0.0789 2.004
TW 231AM STD/0.25	W 231D W 231E	2 Pairs		2.1063/2.1161 53.500/53.749	2.5984/2.6083 65.999/66.251	0.000 0.00	0.0980 2.489
CR4032XP STD/0.25/0.5 Optional to CR4032SI (Race bearings, Tri-metal [pMax Black])	C4032-PR	4 Pairs		1.6529/1.6535 41.984/41.999	1.7717/1.7726 45.001/45.024	0.672 17.07	0.0586 1.488
MB5527XP STD/0.25/0.5 Optional to MB5527AM (Race bearings, Tri-metal [pMax Black])	M 535-PR M5527-PR	5 Pairs		1.8892/1.8898 47.986/48.001	2.0480/2.0492 52.019/52.050	0.787 19.98	0.0788 2.002
12	4AGELC 1.6Liter DOHC, 16 Valves, vin A, Gasoline	01/1985 - 12/1989	1587 cc	81.00 X 77.00	4 cyl		12
CR4032SI STD/0.25/0.5/0.75/1.0	C4032	4 Pairs		1.6529/1.6535 41.984/41.999	1.7717/1.7726 45.001/45.024	0.672 17.07	0.0586 1.488
MB5527AM STD/0.25/0.5/0.75/1.0	M 535 M5527	5 Pairs		1.8890/1.8898 47.981/48.001	2.0480/2.0490 52.019/52.045	0.782 19.86	0.0789 2.004
TW 231AM STD/0.25	W 231D W 231E	2 Pairs		2.1063/2.1161 53.500/53.749	2.5984/2.6083 65.999/66.251	0.000 0.00	0.0980 2.489
CR4032XP STD/0.25/0.5 Optional to CR4032SI (Race bearings, Tri-metal [pMax Black])	C4032-PR	4 Pairs		1.6529/1.6535 41.984/41.999	1.7717/1.7726 45.001/45.024	0.672 17.07	0.0586 1.488
MB5527XP STD/0.25/0.5 Optional to MB5527AM (Race bearings, Tri-metal [pMax Black])	M 535-PR M5527-PR	5 Pairs		1.8892/1.8898 47.986/48.001	2.0480/2.0492 52.019/52.050	0.787 19.98	0.0788 2.002
13	4AGEC 1.6Liter DOHC, 16 Valves, vin A, Gasoline	01/1985 - 12/1987	1587 cc	81.00 X 77.00	4 cyl		13
CR 429AM STD/0.25/0.5/0.75/1.0	C 429	4 Pairs		1.5740/1.5748 39.980/40.000	1.6929/1.6939 43.000/43.025	0.672 17.07	0.0587 1.491
MB5527AM STD/0.25/0.5/0.75/1.0	M 535 M5527	5 Pairs		1.8890/1.8898 47.981/48.001	2.0480/2.0490 52.019/52.045	0.782 19.86	0.0789 2.004
TW 231AM STD/0.25	W 231D W 231E	2 Pairs		2.1063/2.1161 53.500/53.749	2.5984/2.6083 65.999/66.251	0.000 0.00	0.0980 2.489
MB5527XP STD/0.25/0.5 Optional to MB5527AM (Race bearings, Tri-metal [pMax Black])	M 535-PR M5527-PR	5 Pairs		1.8892/1.8898 47.986/48.001	2.0480/2.0492 52.019/52.050	0.787 19.98	0.0788 2.002
14	4AGE 1.6Liter DOHC, 16 Valves, vin A, Gasoline	01/1988 - 12/1991	1587 cc	81.00 X 77.00	4 cyl		14
CR4032SI STD/0.25/0.5/0.75/1.0	C4032	4 Pairs		1.6529/1.6535 41.984/41.999	1.7717/1.7726 45.001/45.024	0.672 17.07	0.0586 1.488
MB5527AM STD/0.25/0.5/0.75/1.0	M 535 M5527	5 Pairs		1.8890/1.8898 47.981/48.001	2.0480/2.0490 52.019/52.045	0.782 19.86	0.0789 2.004
TW 231AM STD/0.25	W 231D W 231E	2 Pairs		2.1063/2.1161 53.500/53.749	2.5984/2.6083 65.999/66.251	0.000 0.00	0.0980 2.489
CR4032XP STD/0.25/0.5 Optional to CR4032SI (Race bearings, Tri-metal [pMax Black])	C4032-PR	4 Pairs		1.6529/1.6535 41.984/41.999	1.7717/1.7726 45.001/45.024	0.672 17.07	0.0586 1.488
MB5527XP STD/0.25/0.5 Optional to MB5527AM (Race bearings, Tri-metal [pMax Black])	M 535-PR M5527-PR	5 Pairs		1.8892/1.8898 47.986/48.001	2.0480/2.0492 52.019/52.050	0.787 19.98	0.0788 2.002
15	7R 8 Valves	09/1968 - 07/1973	1591 cc	86.00 X 68.50	4 cyl		15
	6R 1.7Liter SOHC, 8 Valves	09/1968 - 07/1973	1707 cc	86.00 X 73.50	4 cyl		
	16R 1.8Liter SOHC, 8 Valves	08/1973 - 11/1982	1808 cc	88.50 X 73.50	4 cyl		

Toyota				Toyota			
King Set No.	Part No.	Qty.	Position	Crankshaft Diameter	Housing Diameter	Length	Wall Thickness
8RC 1.9Liter SOHC, 8 Valves, Gasoline	09/1968 - 07/1973	1858 cc	86.00 X 80.00	4 cyl			
10R 1.9Liter SOHC, 8 Valves	02/1970 - 12/1971	1858 cc	86.00 X 80.00	4 cyl			
18RC 2.0Liter SOHC, 8 Valves, Gasoline	01/1972 - 12/1982	1968 cc	88.50 X 80.00	4 cyl			
19R 2.0Liter, SOHC, 8 Valves	01/1974 - 07/1977	1968 cc	86.50 X 80.00	4 cyl			
CR4129AM STD/0.25/0.5/0.75/1.0/1.25	C4129	4 Pairs		2.0854/2.0862 52.969/52.989	2.2047/2.2057 55.999/56.025	0.865 21.97	0.0589 1.496
MB 547AM crank flange length mm STD 35.99/35.94 0.25 36.09/36.04 0.5 36.24/36.19 0.75 36.24/36.19 1.0 36.49/36.44 1.5 36.49/36.44	M 506U F 547	4 Pairs 1 Pair	1,2,4,5 3	2.3613/2.3622 59.977/60.000 2.3613/2.3622 59.977/60.000	2.5197/2.5206 64.000/64.023 2.5197/2.5206 64.000/64.023	0.865 21.98 1.421 36.09	0.0786 1.996 0.0786 1.996
16	1ZR-FE 1.6Liter DOHC, 16 Valves, Gasoline	1598 cc	80.50 X 78.50	4 cyl			16
	2ZR-FE 1.8Liter DOHC, 16 Valves, vin L,U, Gasoline	1798 cc	80.50 X 88.30	4 cyl			
	2ZR-FAE 1.8Liter DOHC, 16 Valves, Gasoline	1798 cc	80.50 X 88.30	4 cyl			
MB5656SI STD/0.25/0.5	M5656U M5656L	5 Pairs	1,2,3,4,5	1.8893/1.8898 47.988/48.001	2.0472/2.0479 51.999/52.017	0.665 16.90	0.0789 2.004
17	1Y 1.6Liter OHV, 8 Valves, Gasoline	10/1982 - 08/1988	1626 cc	86.00 X 70.00	4 cyl		17
	2Y 1.8Liter OHV, 8 Valves, Gasoline	12/1982 -	1812 cc	86.00 X 78.00	4 cyl		
	3YEC 2.0Liter OHV, 8 Valves, vin Y, Gasoline	12/1982 - 12/1985	1998 cc	86.00 X 86.00	4 cyl		
	4YEC 2.2Liter OHV, 8 Valves, vin Y, Gasoline	08/1986 - 12/1990	2237 cc	91.00 X 86.00	4 cyl		
CR4028AM STD/0.25/0.5/0.75/1.0/1.25	C4028	4 Pairs		1.8890/1.8898 47.981/48.001	2.0080/2.0087 51.003/51.021	0.783 19.88	0.0587 1.491
MB563AM STD/0.25/0.5/0.75/1.0	M563U M563L	5 Pairs		2.2827/2.2835 57.981/58.001	2.4411/2.4417 62.004/62.019	0.824 20.93	0.0783 1.989
TW 226AM STD/0.25	W 226D W 226E	2 Pairs		2.5216/2.5315 64.049/64.300	2.9921/3.0020 75.999/76.251	0.000 0.00	0.0980 2.489
18	7AFE 1.8Liter DOHC, 16 Valves, vin A,B, Gasoline	01/1993 - 12/1998	1762 cc	81.00 X 85.50	4 cyl		18
CR4121AM STD/0.25/0.5/0.75	C4121	4 Pairs		1.8892/1.8898 47.986/48.001	2.0075/2.0079 50.991/51.001	0.673 17.10	0.0587 1.491
MB5527AM STD/0.25/0.5/0.75/1.0	M 535 M5527	5 Pairs		1.8890/1.8898 47.981/48.001	2.0480/2.0490 52.019/52.045	0.782 19.86	0.0789 2.004
TW 231AM STD/0.25	W 231D W 231E	2 Pairs		2.1063/2.1161 53.500/53.749	2.5984/2.6083 65.999/66.251	0.000 0.00	0.0980 2.489
MB5527XP STD/0.25/0.5 Optional to MB5527AM (Race bearings, Tri-metal [pMax Black])	M 535-PR M5527-PR	5 Pairs		1.8892/1.8898 47.986/48.001	2.0480/2.0492 52.019/52.050	0.787 19.98	0.0788 2.002
19	7K 1.8Liter	1762 cc		4 cyl			19
CR4121AM STD/0.25/0.5/0.75	C4121	4 Pairs		1.8892/1.8898 47.986/48.001	2.0075/2.0079 50.991/51.001	0.673 17.10	0.0587 1.491
MB5077AM STD/0.25/0.5/1.0	M5077U M5077L	5 Pairs		1.9677/1.9683 49.980/49.995	2.1264/2.1272 54.011/54.031	0.823 20.90	0.0785 1.994

Toyota				Toyota			
King Set No.	Part No.	Qty.	Position	Crankshaft Diameter	Housing Diameter	Length	Wall Thickness
TW 225AM STD	W 225D W 225E	2 Pairs		2.1654/2.1752 55.001/55.250	2.6672/2.6870 67.747/68.250	0.000 0.00	0.0976 2.479
20	4T-G OHV, 8 Valves	09/1982 - 11/1984	1770 cc	85.00 X 78.00	4 cyl		20
CR4085AM STD/0.25/0.5/0.75/1.0	C4085	4 Pairs		1.8889/1.8894 47.978/47.991	2.0080/2.0088 51.003/51.024	0.784 19.90	0.0587 1.491
MB 552AM STD/0.25/0.5/0.75	M 552	5 Pairs		2.2825/2.2835 57.976/58.001	2.4409/2.4419 61.999/62.024	0.818 20.78	0.0784 1.991
TW 226AM STD/0.25	W 226D W 226E	2 Pairs		2.5216/2.5315 64.049/64.300	2.9921/3.0020 75.999/76.251	0.000 0.00	0.0980 2.489
21	1ZZFE 1.8Liter DOHC, 16 Valves, Gasoline	01/1998 - 12/2007	1794 cc	79.00 X 91.50	4 cyl		21
CR4263SI STD/0.25/0.5/0.75/1.0	C4263	4 Pairs		1.7320/1.7323 43.993/44.000	1.8504/1.8513 47.000/47.023	0.618 15.70	0.0589 1.496
MB5287AM STD/0.25/0.5/0.75/1.0	M5287U M5287L	5 Pairs	1,2,3,4, 5	1.8893/1.8897 47.988/47.998	2.0493/2.0498 52.052/52.065	0.669 17.00	0.0787 1.999
TW 185AM STD	W 185	1 Pair		2.1102/2.1201 53.599/53.851	2.7382/2.7480 69.550/69.799	0.000 0.00	0.0980 2.489
22	2ZZGE 1.8Liter DOHC, 16 Valves, Gasoline	01/2000 - 12/2005	1795 cc	82.00 X 85.00	4 cyl		22
CR4608SI STD/0.25/0.5	C4608	4 Pairs		1.7713/1.7717 44.991/45.001	1.8898/1.8907 48.001/48.024	0.634 16.10	0.0587 1.491
MB5375AM STD/0.25/0.5/0.75	M5375U M5375L	5 Pairs		1.8893/1.8897 47.988/47.998	2.0473/2.0478 52.001/52.014	0.665 16.90	0.0787 1.999
TW 185AM STD	W 185	1 Pair		2.1102/2.1201 53.599/53.851	2.7382/2.7480 69.550/69.799	0.000 0.00	0.0980 2.489
23	1S 1.8Liter SOHC, 8 Valves, Gasoline	03/1982 - 08/1988	1832 cc	80.50 X 90.00	4 cyl		23
	4S 1.8Liter DOHC, 16 Valves, Gasoline	04/1987 -	1839 cc	82.50 X 86.00	4 cyl		
	2SEL 2.0Liter SOHC, 8 Valves, vin S, Gasoline	08/1982 - 08/1986	1995 cc	84.00 X 90.00	4 cyl		
	3SGELC 2.0Liter DOHC, 16 Valves, vin S, Gasoline	01/1987 - 12/1991	1998 cc	86.00 X 86.00	4 cyl		
	3SFE 2.0Liter DOHC, 16 Valves, vin P,S, Gasoline	01/1987 - 12/2002	1998 cc	86.00 X 86.00	4 cyl		
CR4018AM STD/0.25/0.5/0.75/1.0	C4018	4 Pairs		1.8892/1.8898 47.986/48.001	2.0079/2.0088 51.001/51.024	0.806 20.48	0.0585 1.486
MB5554AM STD/0.25/0.5/0.75/1.0	M5554/1U M5554/1L	4 Pairs	1,2,4,5	2.1646/2.1654 54.981/55.001	2.3236/2.3243 59.019/59.037	0.756 19.20	0.0787 1.999
	M5554/3U M5554/3L	1 Pair	3	2.1646/2.1654 54.981/55.001	2.3236/2.3243 59.019/59.037	0.906 23.00	0.0785 1.994
TW 226AM STD/0.25	W 226D W 226E	2 Pairs		2.5216/2.5315 64.049/64.300	2.9921/3.0020 75.999/76.251	0.000 0.00	0.0980 2.489
MB5554XP STD/STD/0.25/0.5 Optional to MB5554AM (Race bearings, Tri-metal [pMax Black]) 3/4 Groove	M5554/1UPR M5554/1LPR	4 Pairs	1,2,4,5	2.1648/2.1654 54.986/55.001	2.3236/2.3243 59.019/59.037	0.756 19.20	0.0787 1.999
	M5554/3UPR M5554/3LPR	1 Pair	3	2.1648/2.1654 54.986/55.001	2.3236/2.3243 59.019/59.037	0.906 23.00	0.0785 1.994
24	1C,1CLC 1.8Liter SOHC, 8 Valves, Diesel	01/1982 - 08/1985	1839 cc	83.00 X 85.00	4 cyl		24
	1CT,1CTL 1.8Liter SOHC, 8 Valves, vin C, Diesel Turbocharged	01/1982 - 12/1985	1839 cc	83.00 X 85.00	4 cyl		
	2C 2.0Liter SOHC, 8 Valves, Diesel	11/1982 - 08/1985	1974 cc	86.00 X 85.00	4 cyl		

Toyota				Toyota				
King Set No.	Part No.	Qty.	Position	Crankshaft Diameter	Housing Diameter	Length	Wall Thickness	
2CT,2CTL 2.0Liter SOHC, 8 Valves, Diesel Turbocharged	01/1982 - 12/1986	1974 cc	86.00 X 85.00	4 cyl				
MB5085AM STD/0.25/0.5/0.75/1.0	M5085U M5085L	5 Pairs	1,2,3,4,5	2.2433/2.2441 56.980/57.000	2.4017/2.4025 61.003/61.024	0.866 22.00	0.0781 1.984	
25	21R 2.0Liter SOHC, 8 Valves, Gasoline	01/1978 - 12/1982	1972 cc	84.00 X 89.00	4 cyl		25	
	20R 2.2Liter SOHC, 8 Valves, vin R, Gasoline	01/1974 - 03/1982	2189 cc	88.50 X 89.00	4 cyl			
	22R 2.4Liter SOHC, 8 Valves, vin R, Gasoline	01/1980 - 12/1990	2366 cc	92.00 X 89.00	4 cyl			
CR4129AM STD/0.25/0.5/0.75/1.0/1.25	C4129	4 Pairs		2.0854/2.0862 52.969/52.989	2.2047/2.2057 55.999/56.025	0.865 21.97	0.0589 1.496	
CS3301BB STD	S3301U S3301L	3	1-2-3	1.2967/1.2974 32.936/32.954	1.3836/1.3846 35.143/35.169	0.800 20.32	0.0418 1.062	
MB 506AM STD/0.25/0.5/0.75/1.0/1.5 03/1982-	M 506U M 506L	5 Pairs		2.3613/2.3622 59.977/60.000	2.5197/2.5206 64.000/64.023	0.865 21.98	0.0786 1.996	
MB 580AM STD/0.25/0.5/0.75/1.0 -03/1982	M 506U	4 Pairs	1,2,4,5	2.3613/2.3622 59.977/60.000	2.5197/2.5206 64.000/64.023	0.865 21.98	0.0786 1.996	
	M 580/3	1 Pair	3	2.3613/2.3622 59.977/60.000	2.5197/2.5206 64.000/64.023	0.944 23.98	0.0786 1.996	
TW 230AM STD/0.25 -03/1984	W 230D W 230E	2 Pairs		2.5984/2.6083 65.999/66.251	3.1496/3.1594 80.000/80.249	0.000 0.00	0.0783 1.989	
TW 234AM STD/0.25 04/1984-	W 234D W 234E	2 Pairs		2.5984/2.6083 65.999/66.251	3.1496/3.1594 80.000/80.249	0.000 0.00	0.1079 2.741	
26	21R-C 2.0Liter SOHC, 8 Valves, Gasoline	03/1982 - 12/1985	1972 cc	84.00 X 89.00	4 cyl		26	
	21R-U 2.0Liter SOHC, 8 Valves, Gasoline	03/1982 - 12/1986	1972 cc	84.00 X 89.00	4 cyl			
	22RE 2.4Liter SOHC, 8 Valves, vin R, Gasoline	01/1989 - 12/1995	2366 cc	92.00 X 89.00	4 cyl			
	22REC 2.4Liter SOHC, 8 Valves, vin R, Gasoline	01/1983 - 12/1988	2366 cc	92.00 X 89.00	4 cyl			
	22RTEC 2.4Liter SOHC, 8 Valves, vin R, Gasoline Turbocharged	01/1985 - 12/1988	2366 cc	92.00 X 89.00	4 cyl			
CR4129AM STD/0.25/0.5/0.75/1.0/1.25	C4129	4 Pairs		2.0854/2.0862 52.969/52.989	2.2047/2.2057 55.999/56.025	0.865 21.97	0.0589 1.496	
CS3301BB STD	S3301U S3301L	3	1-2-3	1.2967/1.2974 32.936/32.954	1.3836/1.3846 35.143/35.169	0.800 20.32	0.0418 1.062	
MB 506AM STD/0.25/0.5/0.75/1.0/1.5	M 506U M 506L	5 Pairs		2.3613/2.3622 59.977/60.000	2.5197/2.5206 64.000/64.023	0.865 21.98	0.0786 1.996	
TW 234AM STD/0.25	W 234D W 234E	2 Pairs		2.5984/2.6083 65.999/66.251	3.1496/3.1594 80.000/80.249	0.000 0.00	0.1079 2.741	
27	3M 2.0Liter, SOHC, 12 Valves	05/1967 - 02/1971	1988 cc	75.00 X 75.00	6 cyl		27	
	2M 2.2Liter SOHC, 12 Valves, Gasoline	09/1969 - 02/1973	2253 cc	75.00 X 85.00	6 cyl			
	4M 2.6Liter SOHC, 12 Valves, vin M, Gasoline	02/1971 - 11/1975	2563 cc	80.00 X 85.00	6 cyl			
CR6605AM STD/0.25/0.5/0.75/1.0	C6605	6 Pairs		2.0466/2.0472 51.984/51.999	2.1662/2.1667 55.021/55.034	0.786 19.96	0.0590 1.499	
CS 413BB								

Toyota				Toyota			
							
King Set No.	Part No.	Qty.	Position	Crankshaft Diameter	Housing Diameter	Length	Wall Thickness
MB 767AM STD/0.25/0.5/0.75/1.0	M 787/2U	7 Pairs		2.3618/2.3626 59.990/60.010	2.5206/2.5215 64.023/64.046	0.870 22.10	0.0786 1.996
TW 210AM STD/0.25	W 210D W 210E	2 Pairs		2.5984/2.6083 65.999/66.251	3.1496/3.1594 80.000/80.249	0.000 0.00	0.1171 2.974
28	1VZ-FE DOHC, 24 Valves	01/1987 - 12/1995	1992 cc	78.00 X 70.00	6 cyl		28
	2VZFE 2.5Liter DOHC, 24 Valves, vin V, Gasoline	01/1988 - 12/1991	2508 cc	87.50 X 69.50	6 cyl		
CR6634AM STD/0.25/0.5/0.75/1.0	C6634	6 Pairs		1.8892/1.8898 47.986/48.001	2.0079/2.0088 51.001/51.024	0.668 16.97	0.0586 1.488
MB4012AM STD/0.25/0.5/0.75/1.0	M4012/1U M4012/1L	1 Pair	1	2.5191/2.5197 63.985/64.000	2.6776/2.6783 68.011/68.029	0.864 21.95	0.0785 1.994
	M4012/2U M4012/2L	3 Pairs	2,3,4	2.5191/2.5197 63.985/64.000	2.6776/2.6783 68.011/68.029	0.785 19.95	0.0785 1.994
TW 249AM STD/0.25	W 249D W 249E	2 Pairs		2.7953/2.8051 71.001/71.250	3.4055/3.4153 86.500/86.749	0.000 0.00	0.0976 2.479
29	1AZFE 2.0Liter DOHC, 16 Valves, Gasoline	01/2001 - 12/2003	1998 cc	86.00 X 86.00	4 cyl		29
	2AZFE 2.4Liter DOHC, 16 Valves, Gasoline	01/2001 - 12/2009	2362 cc	88.50 X 96.00	4 cyl		
CR4514SI STD/0.25/0.5/0.75/1.0	C4514	4 Pairs	1,2,3,4	1.8894/1.8898 47.991/48.001	2.0079/2.0087 51.001/51.021	0.614 15.60	0.0587 1.491
MB5646SI STD/0.25/0.5/0.75/1.0	M5646U M5646L	5 Pairs	1,2,3,4, 5	2.1649/2.1654 54.988/55.001	2.3228/2.3235 58.999/59.017	0.669 17.00	0.0786 1.996
TW 193AM STD	W 193	1 Pair		2.3819/2.3917 60.500/60.749	3.0610/3.0709 77.749/78.001	1.980 50.29	0.0000 0.000
30	1AD-FTV 2.0Liter DOHC, 16 Valves, Diesel Turbocharged		1998 cc	86.00 X 86.00	4 cyl		30
	2AD-FTV 2.2Liter DOHC, 16 Valves, Diesel Turbocharged		2231 cc	86.90 X 86.00	4 cyl		
	2AD-FHV 2.2Liter DOHC, 16 Valves, Diesel Turbocharged	11/2005 -	2231 cc	86.00 X 96.00	4 cyl		
CR4523XA STD/0.25/0.5	C4523U C4523L	4 Pairs		1.9678/1.9685 49.982/50.000	2.0866/2.0873 53.000/53.017	0.752 19.10	0.0590 1.499
31	1RZ 2.0Liter SOHC, 8 Valves, Gasoline	05/1990 -	1998 cc	86.00 X 86.00	4 cyl		31
	2RZFE 2.4Liter DOHC, 16 Valves, vin L,U, Gasoline	01/1990 - 12/2004	2438 cc	95.00 X 86.00	4 cyl		
	2TZFE 2.4Liter DOHC, 16 Valves, vin A, Gasoline	01/1990 - 12/1995	2438 cc	95.00 X 86.00	4 cyl		
	2TZFZE 2.4Liter DOHC, 16 Valves, vin A,K, Gasoline Supercharged	01/1995 - 12/1997	2438 cc	95.00 X 86.00	4 cyl		
CR4219AM STD/0.25/0.5/0.75/1.0/1.5	C4219	4 Pairs		2.0860/2.0870 52.984/53.010	2.2047 55.999	0.780 19.80	0.0586 1.488
MB5089AM STD/0.25/0.5/0.75/1.5	M5089/1U M5089/1L	2 Pairs	1,5	2.3617/2.3622 59.987/60.000	2.5197/2.5206 64.000/64.023	0.988 25.10	0.0783 1.989
	M5089/2U M5089/2L	3 Pairs	2,3,4	2.3617/2.3622 59.987/60.000	2.5197/2.5206 64.000/64.023	0.909 23.10	0.0783 1.989
TW 285AM STD	W 285D W 285E	2 Pairs		2.5689/2.5787 65.250/65.499	3.5335/3.5433 89.751/90.000	0.000 0.00	0.0980 2.489









Toyota				Toyota			
							
King Set No.	Part No.	Qty.	Position	Crankshaft Diameter	Housing Diameter	Length	Wall Thickness
32	3SGTE 2.0Liter DOHC, 16 Valves, vin S, Gasoline Turbocharged	01/1986 - 12/1995	1998 cc	86.00 X 86.00	4 cyl		32
CR4209CP STD/0.25/0.5	C4209	4 Pairs		1.8892/1.8898 47.986/48.001	2.0079/2.0088 51.001/51.024	0.837 21.25	0.0586 1.488
MB5554AM STD/0.25/0.5/0.75/1.0	M5554/1U M5554/1L	4 Pairs	1,2,4,5	2.1646/2.1654 54.981/55.001	2.3236/2.3243 59.019/59.037	0.756 19.20	0.0787 1.999
	M5554/3U M5554/3L	1 Pair	3	2.1646/2.1654 54.981/55.001	2.3236/2.3243 59.019/59.037	0.906 23.00	0.0785 1.994
TW 226AM STD/0.25	W 226D W 226E	2 Pairs		2.5216/2.5315 64.049/64.300	2.9921/3.0020 75.999/76.251	0.000 0.00	0.0980 2.489
CR4209XP STD/STDX/0.25/0.5 Optional to CR4209CP (Race bearings, Tri-metal [pMax Black])	C4209/PR	4 Pairs		1.8892/1.8898 47.986/48.001	2.0080/2.0088 51.003/51.024	0.837 21.25	0.0586 1.488
MB5554XP STD/STDX/0.25/0.5 Optional to MB5554AM (Race bearings, Tri-metal [pMax Black]) 3/4 Groove	M5554/1UPR M5554/1LPR	4 Pairs	1,2,4,5	2.1648/2.1654 54.986/55.001	2.3236/2.3243 59.019/59.037	0.756 19.20	0.0787 1.999
	M5554/3UPR M5554/3LPR	1 Pair	3	2.1648/2.1654 54.986/55.001	2.3236/2.3243 59.019/59.037	0.906 23.00	0.0785 1.994
33	5SFE 2.2Liter DOHC, 16 Valves, vin G,S, Gasoline	01/1985 - 12/2001	2164 cc	87.00 X 91.00	4 cyl		33
CR4135AM STD/0.25/0.5/0.75/1.0	C4135	4 Pairs		2.0468/2.0472 51.989/51.999	2.1659/2.1667 55.014/55.034	0.805 20.45	0.0587 1.491
CS6602BB							
MB5554AM STD/0.25/0.5/0.75/1.0	M5554/1U M5554/1L	4 Pairs	1,2,4,5	2.1646/2.1654 54.981/55.001	2.3236/2.3243 59.019/59.037	0.756 19.20	0.0787 1.999
	M5554/3U M5554/3L	1 Pair	3	2.1646/2.1654 54.981/55.001	2.3236/2.3243 59.019/59.037	0.906 23.00	0.0785 1.994
TW 226AM STD/0.25	W 226D W 226E	2 Pairs		2.5216/2.5315 64.049/64.300	2.9921/3.0020 75.999/76.251	0.000 0.00	0.0980 2.489
MB5554XP STD/STDX/0.25/0.5 Optional to MB5554AM (Race bearings, Tri-metal [pMax Black]) 3/4 Groove	M5554/1UPR M5554/1LPR	4 Pairs	1,2,4,5	2.1648/2.1654 54.986/55.001	2.3236/2.3243 59.019/59.037	0.756 19.20	0.0787 1.999
	M5554/3UPR M5554/3LPR	1 Pair	3	2.1648/2.1654 54.986/55.001	2.3236/2.3243 59.019/59.037	0.906 23.00	0.0785 1.994
34	L 2.2Liter SOHC, 8 Valves, vin L, Diesel	10/1977 - 12/1988	2188 cc	90.00 X 86.00	4 cyl		34
CR4093AM STD/0.25/0.5/0.75/1.0/1.25 -02/1982	C4093	4 Pairs		2.0858/2.0866 52.979/53.000	2.2049/2.2055 56.004/56.020	1.023 25.98	0.0585 1.486
CR4102AM STD/0.25/0.5/0.75/1.0 02/1982-08/1988	C4102	4 Pairs		2.0858/2.0866 52.979/53.000	2.2041/2.2055 55.984/56.020	1.023 25.98	0.0585 1.486
MB5144AM STD/0.25/0.5/1.0 10/1977-04/1983	M5144	5 Pairs		2.4402/2.4409 61.981/61.999	2.5986/2.5994 66.004/66.025	1.082 27.48	0.0782 1.986
MB5145AM STD/0.25/0.5/0.75/1.0 04/1983-	M5144 M5145	5 Pairs		2.4402/2.4409 61.981/61.999	2.5986/2.5994 66.004/66.025	1.082 27.48	0.0782 1.986
TW 261AM STD/0.25/0.5	W 261D W 261E	2 Pairs	3	2.7559/2.7657 70.000/70.249	3.2205/3.2303 81.801/82.050	0.000 0.00	0.0976 2.479
35	2L 2.4Liter SOHC, 8 Valves, vin L, Diesel	02/1982 - 12/1990	2446 cc	92.00 X 92.00	4 cyl		35
	2LT 2.4Liter SOHC, 8 Valves, vin L, Diesel Turbocharged	02/1982 - 12/1990	2446 cc	92.00 X 92.00	4 cyl		
CR4093AM STD/0.25/0.5/0.75/1.0/1.25 -02/1982	C4093	4 Pairs		2.0858/2.0866 52.979/53.000	2.2049/2.2055 56.004/56.020	1.023 25.98	0.0585 1.486

Toyota

Toyota

King Set No.	Part No.	Qty.	Position	Crankshaft Diameter	Housing Diameter	Length	Wall Thickness
CR4102AM STD/0.25/0.5/0.75/1.0 02/1982-08/1984	C4102	4 Pairs		2.0858/2.0866 52.979/53.000	2.2041/2.2055 55.984/56.020	1.023 25.98	0.0585 1.486
CR4187AM STD/0.25/0.5/0.75/1.0 08/1982-08/1983	C4187	4 Pairs		2.1648/2.1654 54.986/55.001	2.2836/2.2844 58.003/58.024	1.028 26.10	0.0585 1.486
MB5144AM STD/0.25/0.5/1.0 02/1983-08/1983	M5144	5 Pairs		2.4402/2.4409 61.981/61.999	2.5986/2.5994 66.004/66.025	1.082 27.48	0.0782 1.986
MB5145AM STD/0.25/0.5/0.75/1.0 08/1983-	M5144 M5145	5 Pairs		2.4402/2.4409 61.981/61.999	2.5986/2.5994 66.004/66.025	1.082 27.48	0.0782 1.986
TW 261AM STD/0.25/0.5	W 261D W 261E	2 Pairs	3	2.7559/2.7657 70.000/70.249	3.2205/3.2303 81.801/82.050	0.000 0.00	0.0976 2.479
36	1JZGE 2.5Liter DOHC, 24 Valves, Gasoline			2491 cc	6 cyl		36
	2JZGE 3.0Liter DOHC, 24 Valves, vin D,J, Gasoline	01/1993 - 12/1998		2997 cc	86.10 X 86.10	6 cyl	
	2JZGTE 3.0Liter DOHC, 24 Valves, vin E,J, Gasoline Turbocharged	01/1993 - 12/1998		2997 cc	86.10 X 86.10	6 cyl	
CR6754CP STD/0.25	C6754	6 Pairs		2.0465/2.0472 51.981/51.999	2.1663/2.1670 55.024/55.042	0.764 19.40	0.0593 1.506
TW 284AM STD	W 284/1 W 284/2	2 Pairs		2.6535 67.399	3.2244 81.900	0.078 1.97	0.0000 0.000
CR6754XP STD/STDX/0.25/0.25 Optional to CR6754CP (Race bearings, Tri-metal [pMax Black])	C6754/PR	6 Pairs		2.0465/2.0472 51.981/51.999	2.1663/2.1670 55.024/55.042	0.756 19.20	0.0593 1.506
TW 284HP STD Optional to TW 284AM Bi-metal [Alcular] (Race bearings,	W 284/1PR W 284/2PR	2 Pairs		2.6535 67.399	3.2244 81.900	0.078 1.97	0.0000 0.000
37	4VZFE 2.5Liter DOHC, 24 Valves, Gasoline	01/1987 - 12/1995		2497 cc	87.00 X 69.00	6 cyl	37
	3VZFE 3.0Liter DOHC, 24 Valves, vin V, Gasoline	01/1992 - 12/1993		2958 cc	87.50 X 82.00	6 cyl	
	5VZFE 3.4Liter DOHC, 24 Valves, vin N,V, Gasoline	01/1995 - 12/2004		3378 cc	93.50 X 82.00	6 cyl	
CR6669AM STD/0.25/0.5/0.75/1.0	C6669	6 Pairs		2.1648/2.1654 54.986/55.001	2.2835/2.2844 58.001/58.024	0.665 16.90	0.0585 1.486
MB4012AM STD/0.25/0.5/0.75/1.0	M4012/1U M4012/1L	1 Pair	1	2.5191/2.5197 63.985/64.000	2.6776/2.6783 68.011/68.029	0.864 21.95	0.0785 1.994
	M4012/2U M4012/2L	3 Pairs	2,3,4	2.5191/2.5197 63.985/64.000	2.6776/2.6783 68.011/68.029	0.785 19.95	0.0785 1.994
TW 249AM STD/0.25	W 249D W 249E	2 Pairs		2.7953/2.8051 71.001/71.250	3.4055/3.4153 86.500/86.749	0.000 0.00	0.0976 2.479
38	3RZFE 2.7Liter DOHC, 16 Valves, vin M,U, Gasoline	01/1994 - 12/2004		2694 cc	95.00 X 95.00	4 cyl	38
CR4219AM STD/0.25/0.5/0.75/1.0/1.5	C4219	4 Pairs		2.0860/2.0870 52.984/53.010	2.2047 55.999	0.780 19.80	0.0586 1.488
MB5089AM STD/0.25/0.5/0.75/1.5	M5089/1U M5089/1L	2 Pairs	1,5	2.3617/2.3622 59.987/60.000	2.5197/2.5206 64.000/64.023	0.988 25.10	0.0783 1.989
	M5089/2U M5089/2L	3 Pairs	2,3,4	2.3617/2.3622 59.987/60.000	2.5197/2.5206 64.000/64.023	0.909 23.10	0.0783 1.989
TW 285AM STD	W 285D W 285E	2 Pairs		2.5689/2.5787 65.250/65.499	3.5335/3.5433 89.751/90.000	0.000 0.00	0.0980 2.489

Toyota				Toyota				
King Set No.	Part No.	Qty.	Position	Crankshaft Diameter	Housing Diameter	Length	Wall Thickness	
39	5ME 2.8Liter SOHC, 12 Valves, vin M, Gasoline	04/1978 - 12/1982	2759 cc	83.00 X 85.00	6 cyl		39	
	5MGE 2.8Liter DOHC, 12 Valves, Gasoline	01/1982 - 12/1988	2759 cc	83.00 X 85.00	6 cyl			
	7MGE 3.0Liter DOHC, 24 Valves, vin M, Gasoline	01/1986 - 12/1992	2954 cc	83.00 X 91.00	6 cyl			
	7MGTE 3.0Liter DOHC, 24 Valves, vin M, Gasoline Turbocharged	01/1987 - 12/1992	2954 cc	83.00 X 91.00	6 cyl			
	6M 3.0Liter	07/1983 - 08/1987	2954 cc	83.00 X 91.00	6 cyl			
CR 696AM STD/0.25/0.5/0.75/1.0 07/1984-1992	C 696	6 Pairs		2.0464/2.0475 51.979/52.007	2.1663/2.1671 55.024/55.044	0.787 19.99	0.0590 1.499	
CR6605AM STD/0.25/0.5/0.75/1.0 -07/1984	C6605	6 Pairs		2.0466/2.0472 51.984/51.999	2.1662/2.1667 55.021/55.034	0.786 19.96	0.0590 1.499	
MB 767AM STD/0.25/0.5/0.75/1.0 -07/1984	M 787/2U	7 Pairs		2.3618/2.3626 59.990/60.010	2.5206/2.5215 64.023/64.046	0.870 22.10	0.0786 1.996	
MB 787AM STD/0.25/0.5/0.75/1.0 07/1984-	M 787/1U M 787/1L	1 Pair	1	2.3620/2.3627 59.995/60.013	2.5206/2.5213 64.023/64.041	0.988 25.10	0.0786 1.996	
	M 787/2U M 787/2L	6 Pairs	2,3,4,5, 6,7	2.3620/2.3627 59.995/60.013	2.5206/2.5213 64.023/64.041	0.870 22.10	0.0786 1.996	
TW 210AM STD/0.25	W 210D W 210E	2 Pairs		2.5984/2.6083 65.999/66.251	3.1496/3.1594 80.000/80.249	0.000 0.00	0.1171 2.974	
40	3L 2.8Liter SOHC, 8 Valves, Diesel	08/1988 - 12/1992	2779 cc	96.00 X 96.00	4 cyl		40	
	5L 3.0Liter SOHC, 8 Valves, Diesel	01/1997 - 12/2000	2986 cc	99.50 X 96.00	4 cyl			
CR4187AM STD/0.25/0.5/0.75/1.0	C4187	4 Pairs		2.1648/2.1654 54.986/55.001	2.2836/2.2844 58.003/58.024	1.028 26.10	0.0585 1.486	
MB5145AM STD/0.25/0.5/0.75/1.0	M5144 M5145	5 Pairs		2.4402/2.4409 61.981/61.999	2.5986/2.5994 66.004/66.025	1.082 27.48	0.0782 1.986	
TW 261AM STD/0.25/0.5	W 261D W 261E	2 Pairs	3	2.7559/2.7657 70.000/70.249	3.2205/3.2303 81.801/82.050	0.000 0.00	0.0976 2.479	
41	3VZE 3.0Liter SOHC, 12 Valves, vin V, Gasoline	01/1987 - 12/1995	2958 cc	87.50 X 82.00	6 cyl		41	
	CR6641AM STD/0.25/0.5/0.75/1.0	C6641	6 Pairs	2.1648/2.1654 54.986/55.001	2.2835/2.2844 58.001/58.024	0.665 16.90		0.0585 1.486
	MB4012AM STD/0.25/0.5/0.75/1.0	M4012/1U M4012/1L	1 Pair	1	2.5191/2.5197 63.985/64.000	2.6776/2.6783 68.011/68.029		0.864 21.95
M4012/2U M4012/2L		3 Pairs	2,3,4	2.5191/2.5197 63.985/64.000	2.6776/2.6783 68.011/68.029	0.785 19.95	0.0785 1.994	
TW 249AM STD/0.25	W 249D W 249E	2 Pairs		2.7953/2.8051 71.001/71.250	3.4055/3.4153 86.500/86.749	0.000 0.00	0.0976 2.479	
42	11B 8 Valves, Diesel	01/1985 - 12/1990	2977 cc	95.00 X 105.00	4 cyl		42	
	13B 3.4Liter OHV, 8 Valves, Diesel	09/1984 - 12/1990	3431 cc	102.00 X 105.00	4 cyl			
	14B 3.7Liter OHV, 8 Valves, Diesel	08/1988 - 12/1990	3661 cc	102.00 X 112.00	4 cyl			
CR4052AM STD/0.25/0.5/0.75/1.0 -08/1989	C4052	4 Pairs		2.4008/2.4014 60.980/60.996	2.5197/2.5205 64.000/64.021	1.181 30.00	0.0587 1.491	
CR4189AM STD/0.25/0.5/0.75/1.0 08/1989-	C4189	4 Pairs		2.4010/2.4016 60.985/61.001	2.5197/2.5207 64.000/64.026	1.181 30.00	0.0587 1.491	

Toyota				Toyota			
							
King Set No.	Part No.	Qty.	Position	Crankshaft Diameter	Housing Diameter	Length	Wall Thickness
MB5060AM STD/0.25/0.5/1.0 Requires thrustwashers	M5060U M5060L	5 Pairs	1,2,3,4, 5	2.7551/2.7559 69.980/70.000	2.9528/2.9537 75.001/75.024	1.059 26.90	0.0980 2.489
TW 281AM STD/0.25	W 281	2 Pairs		3.0020 76.251	3.5710 90.703	0.000 0.00	0.0976 2.479
43	B 3.0Liter OHV, 8 Valves, Diesel	02/1972 - 12/1990	2977 cc	95.00 X 105.00	4 cyl		43
	2B 3.2Liter OHV, 8 Valves, Diesel	01/1977 - 10/1982	3197 cc	98.00 X 105.00	4 cyl		
CR4137AM STD/0.25/0.5/0.75/1.0 -04/1988	C4137	4 Pairs		2.3220/2.3228 58.979/58.999	2.4409/2.4417 61.999/62.019	1.181 30.00	0.0587 1.491
MB5060AM STD/0.25/0.5/1.0 requires thrustwashers	M5060U M5060L	5 Pairs	1,2,3,4, 5	2.7551/2.7559 69.980/70.000	2.9528/2.9537 75.001/75.024	1.059 26.90	0.0980 2.489
MB5584AM crank flange length mm STD 33.91/33.86 0.25 34.01/33.96 0.5 34.16/34.11 0.75 34.16/34.11 1.0 34.41/34.36	M5584 F5584	4 Pairs 1 Pair	1,2,4,5 3	2.7551/2.7559 69.980/70.000 2.7551/2.7559 69.980/70.000	2.9528/2.9537 75.001/75.024 2.9528/2.9537 75.001/75.024	1.086 27.58 1.339 34.01	0.0980 2.489 0.0980 2.489
TW 281AM STD/0.25	W 281	2 Pairs		3.0020 76.251	3.5710 90.703	0.000 0.00	0.0976 2.479
44	1KZ-TE 3.0Liter SOHC, 8 Valves, Diesel Turbocharged	10/1993 -	2982 cc	96.00 X 103.00	4 cyl		44
	1KZT 3.0Liter SOHC, 8 Valves, Diesel Turbocharged	05/1993 -	2982 cc	96.00 X 103.00	4 cyl		
CR4390SI STD/0.25/0.5/0.75/1.0	C1291	4 Pairs		0.0000 0.000	2.4441 62.080	0.969 24.60	0.0587 1.491
MB5423SI STD/0.25/0.5/1.0	M1198U M5423L	5 Pairs		0.0000 0.000	2.9546 75.047	0.933 23.70	0.0978 2.484
TW 290AM STD/0.25	W 290	2 Pairs		3.0020 76.251	3.5800 90.932	0.000 0.00	0.0976 2.479
45	1MZFE 3.0Liter DOHC, 24 Valves, vin F,G, Gasoline	01/1994 - 12/2006	2995 cc	87.50 X 83.00	6 cyl		45
CR6686AM STD/0.25/0.5/0.75/1.0	C6686	6 Pairs	1,2,3,4, 5,6	2.0864/2.0866 52.995/53.000	2.2047/2.2057 55.999/56.025	0.630 16.00	0.0587 1.491
MB4011AM STD/0.25/0.5/0.75/1.0	M4011/1U M4011/1L M4011/3U M4011/3L	2 Pairs 2 Pairs		2.4011/2.4016 60.988/61.001 2.4011/2.4016 60.988/61.001	2.5984/2.5990 65.999/66.015 2.5984/2.5990 65.999/66.015	0.748 19.00 0.882 22.40	0.0981 2.492 0.0981 2.492
TW 257AM STD/0.25	W 257D W 257E	2 Pairs		2.6850/2.6949 68.199/68.450	3.2953/3.3051 83.701/83.950	0.000 0.00	0.0780 1.981
46	3MZFE 3.3Liter DOHC, 24 Valves, Gasoline	01/2004 - 12/2010	3300 cc	92.00 X 83.00	6 cyl		46
CR6686AM STD/0.25/0.5/0.75/1.0	C6686	6 Pairs	1,2,3,4, 5,6	2.0864/2.0866 52.995/53.000	2.2047/2.2057 55.999/56.025	0.630 16.00	0.0587 1.491
MB4011AM STD/0.25/0.5/0.75/1.0	M4011/1U M4011/1L M4011/3U M4011/3L	2 Pairs 2 Pairs		2.4011/2.4016 60.988/61.001 2.4011/2.4016 60.988/61.001	2.5984/2.5990 65.999/66.015 2.5984/2.5990 65.999/66.015	0.748 19.00 0.882 22.40	0.0981 2.492 0.0981 2.492
TW 257AM STD/0.25	W 257D W 257E	2 Pairs		2.6850/2.6949 68.199/68.450	3.2953/3.3051 83.701/83.950	0.000 0.00	0.0780 1.981

Toyota				Toyota			
King Set No.	Part No.	Qty.	Position	Crankshaft Diameter	Housing Diameter	Length	Wall Thickness
47	3B 3.4Liter OHV, 8 Valves, Diesel	08/1980 - 12/1988	3431 cc	98.00 X 105.00	4 cyl		47
CR4052AM STD/0.25/0.5/0.75/1.0 -08/1988	C4052	4 Pairs		2.4008/2.4014 60.980/60.996	2.5197/2.5205 64.000/64.021	1.181 30.00	0.0587 1.491
CR4189AM STD/0.25/0.5/0.75/1.0 08/1988-	C4189	4 Pairs		2.4010/2.4016 60.985/61.001	2.5197/2.5207 64.000/64.026	1.181 30.00	0.0587 1.491
MB5060AM STD/0.25/0.5/1.0 requires thrustwashers 08/1984-08/1988	M5060U M5060L	5 Pairs	1,2,3,4,5	2.7551/2.7559 69.980/70.000	2.9528/2.9537 75.001/75.024	1.059 26.90	0.0980 2.489
MB5584AM 08/1980-08/1984 crank flange length mm STD 33.91/33.86 0.25 34.01/33.96 0.5 34.16/34.11 0.75 34.16/34.11 1.0 34.41/34.36	M5584 F5584	4 Pairs 1 Pair	1,2,4,5 3	2.7551/2.7559 69.980/70.000 2.7551/2.7559 69.980/70.000	2.9528/2.9537 75.001/75.024 2.9528/2.9537 75.001/75.024	1.086 27.58 1.339 34.01	0.0980 2.489 0.0980 2.489
TW 281AM STD/0.25	W 281	2 Pairs		3.0020 76.251	3.5710 90.703	0.000 0.00	0.0976 2.479
48	13BT 3.4Liter OHV, 8 Valves, Diesel Turbocharged	06/1986 - 12/1990	3431 cc	102.00 X 105.00	4 cyl		48
	14BT 3.7Liter OHV, 8 Valves, Diesel Turbocharged	10/1989 - 12/1990	3661 cc	102.00 X 112.00	4 cyl		
CR4052AM STD/0.25/0.5/0.75/1.0 -08/1988	C4052	4 Pairs		2.4008/2.4014 60.980/60.996	2.5197/2.5205 64.000/64.021	1.181 30.00	0.0587 1.491
CR4189AM STD/0.25/0.5/0.75/1.0 08/1988-	C4189	4 Pairs		2.4010/2.4016 60.985/61.001	2.5197/2.5207 64.000/64.026	1.181 30.00	0.0587 1.491
MB5060AM STD/0.25/0.5/1.0 Requires thrustwashers	M5060U M5060L	5 Pairs	1,2,3,4,5	2.7551/2.7559 69.980/70.000	2.9528/2.9537 75.001/75.024	1.059 26.90	0.0980 2.489
TW 281AM STD/0.25	W 281	2 Pairs		3.0020 76.251	3.5710 90.703	0.000 0.00	0.0976 2.479
49	1PZ 3.5Liter SOHC, 10 Valves, Diesel Turbocharged	01/1990 -	3470 cc	94.00 X 100.00	5 cyl		49
CR 518AM STD/0.25	C6716	5 Pairs		2.3226/2.3230 58.994/59.004	2.4415/2.4422 62.014/62.032	0.929 23.60	0.0587 1.491
50	H 3.6Liter OHV, 12 Valves, Diesel	11/1979 - 04/1985	3576 cc	88.00 X 98.00	6 cyl		50
	2H 4.0Liter OHV, 12 Valves, Diesel	01/1969 - 08/1980	3980 cc	91.00 X 102.00	6 cyl		
CR6719AM STD/0.25/0.5/0.75 04/1982-11/1984	C6719	6 Pairs		2.1646/2.1654 54.981/55.001	2.2835/2.2842 58.001/58.019	1.091 27.70	0.0585 1.486
MB7029AM STD/0.25/0.5/0.75/1.0	M7029/1 M7029/4	6 Pairs 1 Pair	1,2,3,5,6,7 4	2.7551/2.7559 69.980/70.000 2.7551/2.7559 69.980/70.000	2.9134/2.9142 74.000/74.021 2.9134/2.9142 74.000/74.021	0.890 22.60 1.165 29.60	0.0782 1.986 0.0782 1.986
51	OM 314.910 3.8Liter 2 Valves, Diesel	01/1984 - 12/2001	3780 cc	97.00 X 128.00	4 cyl		51
CR4048CP STD/0.25/0.5/0.75/1.0	C6630	4 Pairs		2.3610/2.3620 59.969/59.995	2.5590/2.5598 64.999/65.019	1.157 29.38	0.0973 2.471
MB 538CP crank flange length mm STD 31.88/31.83 0.25 31.98/31.93 0.5 32.13/32.08	M 728U M 728L F 728U F 728L	4 Pairs 1 Pair	1,3,4,5 2	3.4642/3.4650 87.991/88.011 3.4642/3.4650 87.991/88.011	3.6614/3.6623 93.000/93.022 3.6614/3.6623 93.000/93.022	0.949 24.10 1.259 31.98	0.0975 2.477 0.0975 2.477

Toyota

Toyota



King Set No.



Part No.



Qty.



Position



Crankshaft Diameter



Housing Diameter



Length



Wall Thickness

52	F 3.9Liter OHV, 12 Valves, vin F, Gasoline	04/1975 - 11/1984	3878 cc	90.00 X 101.60	6 cyl		52
	2F 4.2Liter OHV, 12 Valves, Gasoline	01/1954 - 09/1975	4230 cc	94.00 X 101.60	6 cyl		

CR6606AM STD/0.25/0.5/0.75/1.0/1.25	C6606	6 Pairs		2.1252/2.1260 53.980/54.000	2.2362/2.2370 56.799/56.820	1.291 32.80	0.0548 1.392
MB 434AM -09/1973 crank flange length mm STD 35.97/35.92 0.25 36.07/36.02 0.5 36.17/36.12 1.25 36.37/36.32	M 434/1U M 434/1L	1 Pair	1	2.6366/2.6378 66.970/67.000	2.8346/2.8354 71.999/72.019	1.264 32.10	0.0979 2.487
	M 434/2U M 434/2L	1 Pair	2	2.6957/2.6969 68.471/68.501	2.8937/2.8945 73.500/73.520	1.189 30.20	0.0979 2.487
	M 434/4U M 434/4L	1 Pair	4	2.8138/2.8150 71.471/71.501	3.0119/3.0126 76.502/76.520	1.583 40.20	0.0979 2.487
	F 434U F 434L	1 Pair	3	2.7547/2.7559 69.969/70.000	2.9528/2.9535 75.001/75.019	1.420 36.07	0.0979 2.487

53	3FE 4.0Liter OHV, 12 Valves, vin F, Gasoline	01/1984 - 12/1992	3956 cc	94.00 X 95.00	6 cyl		53
-----------	---	-------------------	---------	---------------	-------	--	-----------

MB4037AM STD/0.25/0.5/1.0	M 429/1U M 429/1L	1 Pair	1	2.6376/2.6384 66.995/67.015	2.8352/2.8360 72.014/72.034	1.264 32.10	0.0979 2.487
	M 429/2	1 Pair	2	2.6967/2.6975 68.496/68.517	2.8942/2.8950 73.513/73.533	1.185 30.10	0.0979 2.487
	M4037/3	1 Pair	3	2.7557/2.7565 69.995/70.015	2.9533/2.9541 75.014/75.034	1.106 28.10	0.0979 2.487
	M4037/4U M4037/4L	1 Pair	4	2.8148/2.8156 71.496/71.516	3.0124/3.0132 76.515/76.535	1.579 40.10	0.0979 2.487

54	12HT 4.0Liter OHV, 12 Valves, Diesel	10/1985 - 12/1991	3980 cc	91.00 X 102.00	6 cyl		54
-----------	---	-------------------	---------	----------------	-------	--	-----------

MB7029AM STD/0.25/0.5/0.75/1.0	M7029/1	6 Pairs	1,2,3,5,6,7	2.7551/2.7559 69.980/70.000	2.9134/2.9142 74.000/74.021	0.890 22.60	0.0782 1.986
	M7029/4	1 Pair	4	2.7551/2.7559 69.980/70.000	2.9134/2.9142 74.000/74.021	1.165 29.60	0.0782 1.986

55	2H 4.0Liter OHV, 12 Valves, Diesel	10/1985 - 09/1991	3980 cc		6 cyl		55
-----------	---	-------------------	---------	--	-------	--	-----------

MB7029AM STD/0.25/0.5/0.75/1.0	M7029/1	6 Pairs	1,2,3,5,6,7	2.7551/2.7559 69.980/70.000	2.9134/2.9142 74.000/74.021	0.890 22.60	0.0782 1.986
	M7029/4	1 Pair	4	2.7551/2.7559 69.980/70.000	2.9134/2.9142 74.000/74.021	1.165 29.60	0.0782 1.986

56	1HD-T 4.2Liter SOHC, 12 Valves, Diesel Turbocharged	01/1990 -	4164 cc	94.00 X 100.00	6 cyl		56
	1HZ,1HZ-T 4.2Liter SOHC, 12 Valves, Diesel	01/1990 -	4164 cc	94.00 X 100.00	6 cyl		

CR6716AM STD/0.25/0.5	C6716	6 Pairs		2.3226/2.3230 58.994/59.004	2.4415/2.4422 62.014/62.032	0.929 23.60	0.0587 1.491
------------------------------	-------	---------	--	--------------------------------	--------------------------------	----------------	-----------------

MB7028AM STD/0.25/0.5/0.75	M7028U M7028L	7 Pairs	1,2,3,4,5,6,7	2.6376/2.6380 66.995/67.005	2.7953/2.7960 71.001/71.018	0.870 22.10	0.0780 1.981
-----------------------------------	------------------	---------	---------------	--------------------------------	--------------------------------	----------------	-----------------

57	D 12 Valves, Diesel	01/1964 - 12/1988	5890 cc	100.00 X 125.00	6 cyl		57
	2D 12 Valves, Diesel	01/1964 - 12/1974	6494 cc	105.00 X 125.00	6 cyl		

MB 764AM STD/0.25/0.5/0.75/1.0	M 764/1	6 Pairs	1,2,3,5,6,7	2.9516/2.9524 74.971/74.991	3.1901/3.1911 81.029/81.054	1.339 34.00	0.1180 2.997
	M 764/4	1 Pair	4	2.9516/2.9524 74.971/74.991	3.1901/3.1911 81.029/81.054	1.933 49.10	0.1180 2.997



Engine Index: Triumph

Engine-Code	Years	Cyl	CC	Line
70CI 1.2Liter		4	1147	1
79CI 1.3Liter		4	1296	2
EJ 1.3Liter		4	1335	3
91CI 7.5:1 1.5Liter		4	1493	4
91CI 9:1 1.5Liter		4	1493	4
PE104 S 1.9Liter		4	1854	5
122CI 2.0Liter		4	1991	6
122CI 2.0Liter		4	1998	5
PE124/4V 2.0Liter		4	1998	5
122CI 8.5:1 2.0Liter		6	1998	7
122CI 9:1 2.0Liter		6	1998	7
122CI 8.85:1 2.0Liter		6	1998	7
122CI 9.5:1 2.0Liter		6	1998	7
20C SERIES 2.1Liter		4	2092	8
130CI 2.1Liter		4	2138	6
23C 2.3Liter		4	2260	8
152CI 2.5Liter		6	2498	7
183CI 3.0Liter OHC		8	2997	9

Triumph				Triumph			
King Set No.	Part No.	Qty.	Position	Crankshaft Diameter	Housing Diameter	Length	Wall Thickness
1	70CI 1.2Liter			1147 cc	69.29 X 76.05	4 cyl	1
CR 430AM STD/010/020/030/040	C 430	4 Pairs		1.6250/1.6255 41.275/41.288	1.7705/1.7710 44.971/44.983	0.691 17.55	0.0721 1.831
MB 339AM STD/010/020/030/040/050/060	M 339	3 Pairs		2.0005/2.0010 50.813/50.825	2.1460/2.1465 54.508/54.521	0.949 24.10	0.0720 1.829
2	79CI 1.3Liter			1296 cc	73.65 X 76.06	4 cyl	2
CR 430AM STD/010/020/030/040 1967-1971	C 430	4 Pairs		1.6250/1.6255 41.275/41.288	1.7705/1.7710 44.971/44.983	0.691 17.55	0.0721 1.831
CR 448AM STD/010/020/030/040/050 1970-1981	C 448	4 Pairs		1.8750/1.8755 47.625/47.638	2.0210/2.0215 51.333/51.346	0.691 17.55	0.0720 1.829
MB 339AM STD/010/020/030/040/050/060 1967-1971	M 339	3 Pairs		2.0005/2.0010 50.813/50.825	2.1460/2.1465 54.508/54.521	0.949 24.10	0.0720 1.829
MB 341AM STD/010/020/030/040/050 1970-1981	M 341	3 Pairs		2.3110/2.3115 58.699/58.712	2.4570/2.4575 62.408/62.421	0.854 21.70	0.0720 1.829
3	EJ 1.3Liter			1335 cc	72.00 X 82.00	4 cyl	3
CR4462AM STD/0.25/0.5/0.75/1.0/1.25/1.5	C4462	4 Pairs		1.5739/1.5748 39.977/40.000	1.6929/1.6939 43.000/43.025	0.689 17.50	0.0590 1.499
MB5168AM STD/0.25/0.5/0.75/1.0/1.25/1.5	M5168	5 Pairs		1.9676/1.9685 49.977/50.000	2.1260/2.1269 54.000/54.023	0.786 19.96	0.0787 1.999
TW 110AM STD/0.25	W 110	1 Pair		2.2047/2.2146 55.999/56.251	3.0709/3.0807 78.001/78.250	0.000 0.00	0.0984 2.499









Triumph				Triumph			
King Set No.	Part No.	Qty.	Position	Crankshaft Diameter	Housing Diameter	Length	Wall Thickness
4	91CI 7.5:1 1.5Liter			1493 cc 73.65 X 87.62	4 cyl		4
	91CI 9:1 1.5Liter			1493 cc 73.70 X 87.50	4 cyl		
CR 448AM STD/010/020/030/040/050	C 448	4 Pairs		1.8750/1.8755 47.625/47.638	2.0210/2.0215 51.333/51.346	0.691 17.55	0.0720 1.829
MB 341AM STD/010/020/030/040/050	M 341	3 Pairs		2.3110/2.3115 58.699/58.712	2.4570/2.4575 62.408/62.421	0.854 21.70	0.0720 1.829
5	PE104 S 1.9Liter			1854 cc 86.99 X 77.99	4 cyl		5
	122CI 2.0Liter			1998 cc 90.29 X 77.99	4 cyl		
	PE124/4V 2.0Liter			1998 cc 90.29 X 78.02	4 cyl		
CR4465AM STD/010/020/030/040/060	C4465	4 Pairs		1.7500/1.7505 44.450/44.463	1.8955/1.8960 48.146/48.158	0.744 18.90	0.0721 1.831
MB 575AM STD/010/020/030/040	M5567/1	5 Pairs		2.1255/2.1260 53.988/54.000	2.2710/2.2715 57.683/57.696	0.815 20.70	0.0719 1.826
6	122CI 2.0Liter			1991 cc 83.00 X 92.00	4 cyl		6
	130CI 2.1Liter			2138 cc 85.99 X 92.04	4 cyl		
CR 438AM STD/010/020/030/040/050/060	C 438	4 Pairs		2.0860/2.0866 52.984/53.000	2.2327/2.2335 56.711/56.731	0.974 24.74	0.0724 1.839
MB 329AM STD/010/020/030/040/050/060	M 329	3 Pairs		2.4790/2.4795 62.967/62.979	2.6255/2.6260 66.688/66.700	1.500 38.10	0.0722 1.834
TW 237AM STD/0.10	W 237D W 237E	2 Pairs		3.6800/2.6900 93.472/68.326	3.1820/3.1920 80.823/81.077	0.000 0.00	0.0925 2.350
7	122CI 8.5:1 2.0Liter			1998 cc 74.69 X 76.00	6 cyl		7
	122CI 9:1 2.0Liter			1998 cc 74.69 X 76.00	6 cyl		
	122CI 8.85:1 2.0Liter			1998 cc 74.69 X 76.00	6 cyl		
	122CI 9.5:1 2.0Liter			1998 cc 74.69 X 76.00	6 cyl		
	152CI 2.5Liter			2498 cc	6 cyl		
CR 625AM STD/010/020/030/040	C 448	6 Pairs		1.8750/1.8755 47.625/47.638	2.0210/2.0215 51.333/51.346	0.691 17.55	0.0720 1.829
MB 432AM STD/010/020/030/060	M 341	4 Pairs		2.3110/2.3115 58.699/58.712	2.4570/2.4575 62.408/62.421	0.854 21.70	0.0720 1.829
8	20C SERIES 2.1Liter			2092 cc 80.98 X 101.60	4 cyl		8
	23C 2.3Liter			2260 cc 84.18 X 101.60	4 cyl		
CR4036AM STD/010/020/030/040/050/060	C4036	4 Pairs		2.3110/2.3115 58.699/58.712	2.4570/2.4575 62.408/62.421	1.054 26.77	0.0719 1.826
CR4037AM STD/010/020/030 180 degree oil groove	C4037U C4037L	4 Pairs		2.3110/2.3115 58.699/58.712	2.4570/2.4575 62.408/62.421	1.059 26.90	0.0719 1.826
MB3332AM STD/010/020/030/040/050/060	M3332	3 Pairs	1,2,3	2.7515/2.7520 69.888/69.901	2.9190/2.9195 74.143/74.155	1.504 38.20	0.0825 2.096
9	183CI 3.0Liter OHC			2997 cc 84.99 X 64.51	8 cyl		9
CR 822AM STD/010/020	C4465	8 Pairs		1.7500/1.7505 44.450/44.463	1.8955/1.8960 48.146/48.158	0.744 18.90	0.0721 1.831
MB5567AM STD/010/020/030/040/060	M5567/1	3 Pairs	1,3,5	2.1255/2.1260 53.988/54.000	2.2710/2.2715 57.683/57.696	0.815 20.70	0.0719 1.826
	M5567/2	2 Pairs	2,4	2.1255/2.1260 53.988/54.000	2.2710/2.2715 57.683/57.696	0.630 16.00	0.0719 1.826

Engine Index: Vauxhall

Engine-Code	Years	Cyl	CC	Line
X 10 XE 1.0Liter		3	973	1
Z 10 XE 1.0Liter		3	973	1
1.0S FWD 1.0Liter		4	993	2
1057 1.1Liter		4	1057	3
1159 1.2Liter		4	1159	3
1.2S 1.2Liter		4	1196	4
1.2ST 1.2Liter OHC		4	1196	5
Z13DT 1.3Liter Diesel Common Rail		4	1251	6
1256 1.3Liter		4	1256	3
1256i 1.3Liter		4	1256	3
1.3N/1.3S 1.3Liter OHC		4	1297	5
1.6S RWD 1.6Liter OHC		4	1584	7
16SV 1.6Liter		4	1598	8
E16SE 1.6Liter Fuel Injection		4	1598	8
1.6D 1.6Liter OHC Diesel		4	1598	9
1.7D 1.7Liter Diesel		4	1700	9
1.8S 1.8Liter OHC		4	1796	9
1.8E 1.8Liter OHC Fuel Injection		4	1796	9
1.8SV F2 1.8Liter Carburettor		4	1796	9
1.8SEH 1.8Liter Fuel Injection		4	1796	9
1.8SE 1.8Liter Fuel Injection		4	1796	9
1.9S 1.9Liter OHC		4	1897	7
2.0N 2.0Liter		4	1979	7
2.0i 2.0Liter Fuel Injection		4	1979	7
2.0S 2.0Liter		4	1979	7
2.0XE 2.0Liter Fuel Injection 16 Valves		4	1998	10
2.0 SEH 2.0Liter Fuel Injection		4	1998	9
2.0 NE 2.0Liter Fuel Injection		4	1998	9
2.5E,2.5N 2.4Liter Carburetor & Fuel Injection		6	2490	11
C25XE 2.5Liter		6	2498	12
2.8S 2.8Liter OHC		6	2784	11
3.0S 3.0Liter Carburetor		6	2969	11
3.0E 3.0Liter Fuel Injection		6	2969	11

Vauxhall		Vauxhall						
King Set No.	Part No.	Qty.	Position	Crankshaft Diameter	Housing Diameter	Length	Wall Thickness	
1	X 10 XE 1.0Liter			973 cc	72.50 X 78.60	3 cyl		1
	Z 10 XE 1.0Liter			973 cc	72.50 X 78.60	3 cyl		
CR 343CP	STD/0.25/0.5/0.75/1.0	C4388	3 Pairs		1.6918/1.6924 42.972/42.987	1.8110/1.8114 45.999/46.010	0.520 13.20	0.0591 1.501
MB4108AM		M5422	3 Pairs		1.9678/1.9683 49.982/49.995	2.1260/2.1264 54.000/54.011	0.669 17.00	0.0786 1.996
	<i>crank flange length mm</i>							
	<i>STD 22.90/22.85</i>							
<i>0.25 23.10/23.05</i>								
<i>0.5 23.30/23.25</i>		F5422	1 Pair		1.9678/1.9683 49.982/49.995	2.1260/2.1264 54.000/54.011	0.906 23.00	0.0786 1.996
<i>0.75 23.50/23.45</i>								
2	1.0S FWD 1.0Liter			993 cc	71.98 X 61.00	4 cyl		2
	CR 444AM	STD/0.25/0.5/0.75/1.0/1.25/1.5	C 444	4 Pairs		1.7705/1.7711 44.971/44.986	1.8898/1.8902 48.001/48.011	

Vauxhall				Vauxhall				
King Set No.	Part No.	Qty.	Position	Crankshaft Diameter	Housing Diameter	Length	Wall Thickness	
MB 335AM <i>crank flange length mm</i> STD 28.90/28.85 0.25 29.00/28.95 0.5 29.15/29.10 1.5 29.40/29.35	M 335/1U M 335/1L	1 Pair	1	2.1255/2.1260 53.988/54.000	2.2835/2.2840 58.001/58.014	0.983 24.97	0.0781 1.984	
	M 335/3U M 335/3L	1 Pair	3	2.1255/2.1260 53.988/54.000	2.2835/2.2840 58.001/58.014	0.885 22.48	0.0781 1.984	
	F 335	1 Pair	2	2.1255/2.1260 53.988/54.000	2.2835/2.2840 58.001/58.014	1.142 29.00	0.0781 1.984	
3	1057 1.1Liter			1057 cc	74.30 X 60.96	4 cyl	3	
	1159 1.2Liter			1159 cc	77.75 X 60.96	4 cyl		
	1256 1.3Liter			1256 cc	80.95 X 60.96	4 cyl		
	1256i 1.3Liter			1256 cc	80.95 X 152.27	4 cyl		
CR 434AM STD/010/020	C 434	4 Pairs		1.7705/1.7712 44.971/44.988	1.8960/1.8965 48.158/48.171	0.755 19.18	0.0619 1.572	
4	1.2S 1.2Liter			1196 cc	79.00 X 61.00	4 cyl	4	
CR 444AM STD/0.25/0.5/0.75/1.0/1.25/1.5	C 444	4 Pairs		1.7705/1.7711 44.971/44.986	1.8898/1.8902 48.001/48.011	0.755 19.17	0.0588 1.494	
MB 335AM <i>crank flange length mm</i> STD 28.90/28.85 0.25 29.00/28.95 0.5 29.15/29.10 1.5 29.40/29.35	M 335/1U M 335/1L	1 Pair	1	2.1255/2.1260 53.988/54.000	2.2835/2.2840 58.001/58.014	0.983 24.97	0.0781 1.984	
	M 335/3U M 335/3L	1 Pair	3	2.1255/2.1260 53.988/54.000	2.2835/2.2840 58.001/58.014	0.885 22.48	0.0781 1.984	
	F 335	1 Pair	2	2.1255/2.1260 53.988/54.000	2.2835/2.2840 58.001/58.014	1.142 29.00	0.0781 1.984	
5	1.2ST 1.2Liter OHC			1196 cc	77.78 X 62.90	4 cyl	5	
	1.3N/1.3S 1.3Liter OHC			1297 cc	75.00 X 73.40	4 cyl		
CR4147AM STD/0.25/0.5/0.75/1.0	C4147	4 Pairs		1.6918/1.6924 42.972/42.987	1.8110/1.8115 45.999/46.012	0.654 16.60	0.0589 1.496	
MB5519AM <i>crank flange length mm</i> STD 25.91/25.86 0.25 26.01/25.96 0.5 26.16/26.11 0.75 26.16/26.11 1.0 26.41/26.36 1.25 26.41/26.36 1.5 26.41/26.36	M5519	4 Pairs	1,2,4,5	2.1643/2.1648 54.973/54.986	2.3228/2.3233 58.999/59.012	0.768 19.50	0.0785 1.994	
	F5519	1 Pair	3	2.1643/2.1648 54.973/54.986	2.3228/2.3233 58.999/59.012	1.024 26.01	0.0784 1.991	
6	Z13DT 1.3Liter Diesel Common Rail			1251 cc	69.60 X 82.00	4 cyl	6	
CR4377CA STD/010/020/030/040	C4377U C4377L	4 Pairs		1.6764/1.6772 42.581/42.601	1.8005/1.8009 45.733/45.743	0.787 20.00	0.0612 1.554	
MB5414SI STD/010/020/030/040	M5414U M5414L	4 Pairs	1,2,4,5	2.0072/2.0079 50.983/51.001	2.1539/2.1544 54.709/54.722	0.752 19.10	0.0726 1.844	
	MK5414 M5414U	1 Pair	3	2.0072/2.0079 50.983/51.001	2.1539/2.1544 54.709/54.722	0.858 21.80	0.0726 1.844	
7	1.6S RWD 1.6Liter OHC			1584 cc	85.00 X 69.80	4 cyl	7	
	1.9S 1.9Liter OHC			1897 cc	93.00 X 69.80	4 cyl		
	2.0N 2.0Liter			1979 cc	95.00 X 69.80	4 cyl		
	2.0i 2.0Liter Fuel Injection			1979 cc	95.00 X 69.80	4 cyl		
	2.0S 2.0Liter			1979 cc	95.00 X 69.80	4 cyl		
CR4411AM STD/0.25/0.5/0.75/1.0	C4411	4 Pairs		2.0460/2.0467 51.968/51.986	2.1653/2.1658 54.999/55.011	0.774 19.67	0.0589 1.496	
MB 526AM <i>crank flange length mm</i> STD 27.41/27.36 0.25 27.51/27.46 0.5 27.66/27.61 0.75 27.66/27.61 1.0 27.91/27.86	M 526	4 Pairs	1,2,3,4	2.2830/2.2835 57.988/58.001	2.4409/2.4415 61.999/62.014	0.882 22.40	0.0781 1.984	
	F 526	1 Pair	5	2.2830/2.2835 57.988/58.001	2.4409/2.4415 61.999/62.014	1.083 27.51	0.0781 1.984	

Vauxhall				Vauxhall				
								
King Set No.		Part No.	Qty.	Position	Crankshaft Diameter	Housing Diameter	Length	Wall Thickness
8	16SV 1.6Liter			1598 cc	79.00 X 81.50	4 cyl		8
	E16SE 1.6Liter Fuel Injection			1598 cc	79.00 X 81.50	4 cyl		
CR 418AM	STD/0.25/0.5/0.75/1.0/1.25/1.5	C 418	4 Pairs		1.6918/1.6924 42.972/42.987	1.8110/1.8115 45.999/46.012	0.654 16.60	0.0589 1.496
CR 418CP	STD/0.25/0.5	C 418	4 Pairs		1.6918/1.6924 42.972/42.987	1.8110/1.8115 45.999/46.012	0.654 16.60	0.0590 1.499
MB5519AM	<i>crank flange length mm</i> STD 25.91/25.86 0.25 26.01/25.96 0.5 26.16/26.11 0.75 26.16/26.11 1.0 26.41/26.36 1.25 26.41/26.36 1.5 26.41/26.36	M5519	4 Pairs	1,2,4,5	2.1643/2.1648 54.973/54.986	2.3228/2.3233 58.999/59.012	0.768 19.50	0.0785 1.994
		F5519	1 Pair	3	2.1643/2.1648 54.973/54.986	2.3228/2.3233 58.999/59.012	1.024 26.01	0.0784 1.991
9	1.6D 1.6Liter OHC Diesel			1598 cc	80.00 X 79.50	4 cyl		9
	1.7D 1.7Liter Diesel			1700 cc	82.50 X 79.50	4 cyl		
	1.8S 1.8Liter OHC			1796 cc	84.80 X 79.50	4 cyl		
	1.8E 1.8Liter OHC Fuel Injection			1796 cc	84.80 X 79.50	4 cyl		
	1.8SV F2 1.8Liter Carburettor			1796 cc	84.80 X 79.50	4 cyl		
	1.8SEH 1.8Liter Fuel Injection			1796 cc	84.80 X 79.50	4 cyl		
	1.8SE 1.8Liter Fuel Injection			1796 cc	84.80 X 79.50	4 cyl		
	2.0 NE 2.0Liter Fuel Injection			1998 cc	86.00 X 86.00	4 cyl		
2.0 SEH 2.0Liter Fuel Injection			1998 cc	86.00 X 86.00	4 cyl			
CR4017AM	STD/0.25/0.5/0.75/1.0/1.5 4mm oil hole ,12 degree from center, fits late models	C4017 C 421L	4 Pairs		1.9280/1.9286 48.971/48.986	2.0472/2.0477 51.999/52.012	0.759 19.27	0.0589 1.496
CR4106AM	STD/0.25/0.5/0.75/1.0/1.25/1.5 2 oil holes, fits both old and new engines	C4106U C 421L	4 Pairs		1.9280/1.9286 48.971/48.986	2.0472/2.0477 51.999/52.012	0.759 19.27	0.0589 1.496
MB5520AM	<i>crank flange length mm</i> STD 25.91/25.86 0.25 26.11/26.06 0.5 26.31/26.26 0.75 26.51/26.46 1.0 26.71/26.66 1.25 26.71/26.66 1.5 26.71/26.66	M5520	4 Pairs	1,2,4,5	2.2828/2.2833 57.983/57.996	2.4410/2.4415 62.001/62.014	0.768 19.50	0.0784 1.991
		F5520	1 Pair	3	2.2828/2.2833 57.983/57.996	2.4410/2.4415 62.001/62.014	1.024 26.01	0.0784 1.991
CR4017XP	STD/STDX/0.25/0.5 Optional to CR4017AM (Race bearings, Tri-metal [pMax Black])	C4017-PR C 421L-PR	4 Pairs		1.9280/1.9286 48.971/48.986	2.0472/2.0477 51.999/52.012	0.759 19.27	0.0589 1.496
CR4233AM	STD/0.25/0.5/0.75/1.0/1.25/1.5 Optional to CR4106AM (2 oil holes in upper and lower shells)	C4106U	4 Pairs		1.9280/1.9286 48.971/48.986	2.0472/2.0477 51.999/52.012	0.759 19.27	0.0589 1.496
MB5179AM	Optional to MB5520AM (flange STD) <i>crank flange length mm</i> STD 25.91/25.86 0.25 25.94/25.89 0.5 25.94/25.89 0.75 25.94/25.89 1.0 25.94/25.89	M5520	4 Pairs	1,2,4,5	2.2828/2.2833 57.983/57.996	2.4410/2.4415 62.001/62.014	0.768 19.50	0.0784 1.991
		F5179	1 Pair	3	2.2828/2.2833 57.983/57.996	2.4410/2.4415 62.001/62.014	1.024 26.01	0.0784 1.991
10	2.0XE 2.0Liter Fuel Injection 16 Valves			1998 cc	86.00 X 86.00	4 cyl		10
CR4017AM	STD/0.25/0.5/0.75/1.0/1.5 4mm oil hole ,12 degree from center, fits late models	C4017 C 421L	4 Pairs		1.9280/1.9286 48.971/48.986	2.0472/2.0477 51.999/52.012	0.759 19.27	0.0589 1.496

Vauxhall

Vauxhall

King Set No.	Part No.	Qty.	Position	Crankshaft Diameter	Housing Diameter	Length	Wall Thickness
CR4210AM STD/0.25/0.5/0.75	C4210U C4210L	4 Pairs		1.9280/1.9286 48.971/48.986	2.0472/2.0477 51.999/52.012	0.798 20.27	0.0589 1.496
MB5520AM <i>crank flange length mm</i> STD 25.91/25.86 0.25 26.11/26.06 0.5 26.31/26.26 0.75 26.51/26.46 1.0 26.71/26.66 1.25 26.71/26.66 1.5 26.71/26.66	M5520 F5520	4 Pairs 1 Pair	1,2,4,5 3	2.2828/2.2833 57.983/57.996 2.2828/2.2833 57.983/57.996	2.4410/2.4415 62.001/62.014 2.4410/2.4415 62.001/62.014	0.768 19.50 1.024 26.01	0.0784 1.991 0.0784 1.991
CR4017XP STD/STDX/0.25/0.5 Optional to CR4017AM (Race bearings, Tri-metal [pMax Black])	C4017-PR C 421L-PR	4 Pairs		1.9280/1.9286 48.971/48.986	2.0472/2.0477 51.999/52.012	0.759 19.27	0.0589 1.496
CR4106AM STD/0.25/0.5/0.75/1.0/1.25/1.5 Optional to CR4017AM (2 oil holes) 2 oil holes, fits both old and new engines	C4106U C 421L	4 Pairs		1.9280/1.9286 48.971/48.986	2.0472/2.0477 51.999/52.012	0.759 19.27	0.0589 1.496
CR4233AM STD/0.25/0.5/0.75/1.0/1.25/1.5 Optional to CR4106AM (2 oil holes in upper and lower shells)	C4106U	4 Pairs		1.9280/1.9286 48.971/48.986	2.0472/2.0477 51.999/52.012	0.759 19.27	0.0589 1.496
MB5179AM Optional to MB5520AM (flange STD) <i>crank flange length mm</i> STD 25.91/25.86 0.25 25.94/25.89 0.5 25.94/25.89 0.75 25.94/25.89 1.0 25.94/25.89	M5520 F5179	4 Pairs 1 Pair	1,2,4,5 3	2.2828/2.2833 57.983/57.996 2.2828/2.2833 57.983/57.996	2.4410/2.4415 62.001/62.014 2.4410/2.4415 62.001/62.014	0.768 19.50 1.024 26.01	0.0784 1.991 0.0784 1.991
11	2.5E,2.5N 2.4Liter Carburetor & Fuel Injection		2490 cc	87.00 X 69.80	6 cyl		11
	2.8S 2.8Liter OHC		2784 cc	92.00 X 69.80	6 cyl		
	3.0S 3.0Liter Carburetor		2969 cc	95.00 X 69.80	6 cyl		
	3.0E 3.0Liter Fuel Injection		2969 cc	95.00 X 69.80	6 cyl		
CR 643AM STD/0.25/0.5/0.75/1.0/1.25	C4411	6 Pairs		2.0460/2.0467 51.968/51.986	2.1653/2.1658 54.999/55.011	0.774 19.67	0.0589 1.496
MB 757AM <i>crank flange length mm</i> STD 27.41/27.36 0.25 27.51/27.46 0.5 27.66/27.61 0.75 27.66/27.61 1.0 27.91/27.86 1.25 27.91/27.86	M 526 F 526	6 Pairs 1 Pair	1,2,3,4,5,6 7	2.2830/2.2835 57.988/58.001 2.2830/2.2835 57.988/58.001	2.4409/2.4415 61.999/62.014 2.4409/2.4415 61.999/62.014	0.882 22.40 1.083 27.51	0.0781 1.984 0.0781 1.984
12	C25XE 2.5Liter		2498 cc	81.60 X 79.60	6 cyl		12
CR 650AM STD/0.25/0.5/0.75/1.0	C 650	6 Pairs		1.9280/1.9286 48.971/48.986	2.0472/2.0477 51.999/52.012	0.642 16.30	0.0590 1.499
MB4049SI <i>crank flange length mm</i> STD 24.40/24.35 0.25 24.43/24.38 0.5 24.43/24.38 0.75 24.43/24.38 1.0 24.43/24.38	M4049/1 M4049/2U M4049/2L F4049	1 Pair 2 Pairs 1 Pair		2.6764/2.6770 67.981/67.996 2.6764/2.6770 67.981/67.996 2.6764/2.6770 67.981/67.996	2.8346/2.8352 71.999/72.014 2.8346/2.8352 71.999/72.014 2.8346/2.8352 71.999/72.014	0.791 20.10 0.669 17.00 0.965 24.50	0.0789 2.004 0.0789 2.004 0.0789 2.004

Engine Index: Volkswagen

Engine-Code	Years	Cyl	CC	Line
HA 0.9Liter SOHC/OHC, 8 Valves, Gasoline	03/1975 - 09/1994	4	895	1
ALL 1.0Liter SOHC/OHC, 8 Valves, Gasoline	10/1994 - 07/2005	4	999	2
ANV 1.0Liter SOHC/OHC, 8 Valves, Gasoline	09/1998 - 07/2005	4	999	2
AAK 1.1Liter SOHC/OHC, 8 Valves, Gasoline	10/1981 - 09/1994	4	1043	3
HC 1.1Liter SOHC/OHC, 8 Valves, Gasoline	04/1974 - 12/1985	4	1093	1
HB 1.1Liter SOHC/OHC, 8 Valves, Gasoline	03/1975 - 09/1994	4	1093	1
AYZ 1.2Liter SOHC/OHC, 6 Valves, Diesel Turbocharged	09/1998 - 07/2005	3	1191	4
M51 1.2Liter OHV, 8 Valves, Gasoline		4	1192	5
FY 1.3Liter SOHC/OHC, 8 Valves, Gasoline	05/1973 - 06/1989	4	1272	6
GS 1.3Liter SOHC/OHC, 8 Valves, Gasoline	04/1974 - 12/1985	4	1272	1
HH 1.3Liter SOHC/OHC, 8 Valves, Gasoline	02/1974 - 09/1994	4	1272	6
HK 1.3Liter SOHC/OHC, 8 Valves, Gasoline	01/1979 - 09/1994	4	1272	6
AAV 1.3Liter SOHC/OHC, 8 Valves, Gasoline	10/1981 - 09/1994	4	1272	3
MN 1.3Liter SOHC/OHC, 8 Valves, Diesel	10/1981 - 09/1994	4	1272	7
PY 1.3Liter SOHC/OHC, 8 Valves, Gasoline Supercharged	10/1981 - 09/1994	4	1272	7
2G 1.3Liter SOHC/OHC, 8 Valves, Gasoline	10/1981 - 09/1997	4	1272	3
EU 1.3Liter 2 Valves, Gasoline	08/1983 - 07/1984	4	1272	8
ZF 1.3Liter SOHC/OHC, 8 Valves, Gasoline	05/1973 - 10/1981	4	1281	9
AB 1.3Liter OHV, 8 Valves, Gasoline	04/1949 - 08/2003	4	1285	5
ADX 1.3Liter SOHC/OHC, 8 Valves, Gasoline	10/1994 - 10/1999	4	1296	10
ZA 1.3Liter SOHC/OHC, 8 Valves, Gasoline	05/1973 - 10/1981	4	1297	12
EP 1.3Liter 8 Valves, Gasoline	08/1980 - 06/1989	4	1297	11
CP 2.4Liter 2 Valves, Diesel	08/1978 - 11/1982	6	1383	13
BKR 1.4Liter DOHC, 4 Valves, Gasoline		4	1390	16
APQ 1.4Liter SOHC/OHC, 8 Valves, Gasoline	07/1993 - 01/2004	4	1390	10
AUD 1.4Liter SOHC/OHC, 8 Valves, Gasoline	11/1995 - 07/2005	4	1390	15
APE 1.4Liter DOHC, 16 Valves, Gasoline	11/1995 - 06/2006	4	1390	15
AKP 1.4Liter SOHC/OHC, 8 Valves, Gasoline	04/1997 - 10/2001	4	1390	15
BLG 1.4Liter DOHC, 16 Valves, Gasoline Turbocharged	02/2003 -	4	1390	14
CAVA 1.4Liter DOHC, 16 Valves, Gasoline Turbocharged	09/2007 -	4	1390	14
1W 1.4Liter SOHC/OHC, 8 Valves, Diesel	10/1981 - 09/1994	4	1398	3
AMF 1.4Liter SOHC/OHC, 6 Valves, Diesel Turbocharged	09/1998 - 07/2005	3	1422	4
ATL 1.4Liter SOHC/OHC, 6 Valves, Diesel	10/1999 - 10/2001	3	1422	4
BNM 1.4Liter SOHC/OHC, 6 Valves, Diesel Turbocharged	10/2001 -	3	1422	4
JB 1.5Liter SOHC/OHC, 8 Valves, Gasoline	02/1974 - 08/1993	4	1457	9
EH 1.5Liter 2 Valves, Gasoline	08/1977 - 07/1979	4	1457	17
FX 1.5Liter 2 Valves, Gasoline	08/1977 - 07/1980	4	1457	17
GH 1.5Liter 2 Valves, Gasoline	08/1979 - 07/1980	4	1457	17
ZB 1.5Liter 2 Valves, Gasoline	05/1973 - 07/1974	4	1471	17
ZC 1.5Liter 2 Valves, Gasoline	05/1973 - 12/1975	4	1471	17
YJ 1.5Liter SOHC/OHC, 8 Valves, Gasoline	05/1973 - 10/1981	4	1471	9
CK 1.5Liter SOHC/OHC, 8 Valves, Diesel	05/1973 - 12/1985	4	1471	9
FD 1.5Liter 2 Valves, Gasoline	02/1974 - 09/1975	4	1471	17
FH 1.5Liter SOHC/OHC, 8 Valves, Gasoline	02/1974 - 12/1985	4	1471	9
682 1.5Liter 2 Valves, Diesel	12/1977 - 01/1982	4	1471	18
H 1.5Liter OHV, 8 Valves, Gasoline	04/1949 - 08/2003	4	1493	5
AE 1.6Liter OHV, 8 Valves, Gasoline	04/1949 - 08/2003	4	1584	5
685 1.6Liter 2 Valves, Diesel		4	1588	20
YS 1.6Liter SOHC/OHC, 8 Valves, Gasoline	05/1973 - 10/1981	4	1588	9
YN 1.6Liter SOHC/OHC, 8 Valves, Gasoline	05/1973 - 06/1989	4	1588	9
CR 1.6Liter SOHC/OHC, 8 Valves, Diesel	05/1973 - 12/1992	4	1588	23
CY 1.6Liter SOHC/OHC, 8 Valves, Diesel Turbocharged	04/1974 - 06/1989	4	1588	23
EG 1.6Liter SOHC/OHC, 8 Valves, Gasoline	02/1974 - 08/1993	4	1588	9
YP 1.6Liter 2 Valves, Gasoline	09/1975 - 12/1982	4	1588	17
YV 1.6Liter 2 Valves, Gasoline	09/1975 - 12/1983	4	1588	17
FP 1.6Liter	08/1975 - 12/1983	0	1588	17
FR 1.6Liter 2 Valves, Gasoline	08/1975 - 02/1984	4	1588	17
FN 1.6Liter 2 Valves, Gasoline	08/1975 - 07/1991	4	1588	17
EF 1.6Liter 2 Valves, Gasoline	02/1976 - 07/1976	4	1588	17
EE 1.6Liter 2 Valves, Gasoline	02/1976 - 07/1977	4	1588	17
496 1.6Liter 2 Valves, Gasoline	12/1977 - 01/1984	4	1588	17
EJ 1.6Liter 2 Valves, Gasoline	08/1979 - 07/1980	4	1588	17

Engine-Code	Years	Cyl	CC	Line
EM 1.6Liter 2 Valves, Gasoline	08/1979 - 02/1984	4	1588	17
RA 1.6Liter SOHC/OHC, 8 Valves, Diesel Turbocharged	08/1980 - 06/1997	4	1588	22
WV 1.6Liter 2 Valves, Gasoline	08/1981 - 07/1983	4	1588	17
CS 1.6Liter 2 Valves, Diesel	01/1981 - 07/1987	4	1588	19
JP 1.6Liter 2 Valves, Diesel	08/1983 -	4	1588	20
68A 1.6Liter 2 Valves, Diesel	04/1983 - 08/1988	4	1588	20
68C 1.6Liter 2 Valves, Diesel	04/1983 - 03/1994	4	1588	20
JX 1.6Liter 2 Valves, Diesel	08/1984 - 07/1992	4	1588	20
ME 1.6Liter 2 Valves, Diesel	05/1988 -	4	1588	20
MF 1.6Liter 2 Valves, Diesel	05/1988 -	4	1588	20
SB 1.6Liter 2 Valves, Diesel	08/1989 -	4	1588	20
1V 1.6Liter 2 Valves, Diesel	08/1989 -	4	1588	20
686 1.6Liter 2 Valves, Diesel	03/1989 - 12/1990	4	1588	20
68D 1.6Liter 2 Valves, Diesel	03/1989 - 03/1994	4	1588	20
ADK 1.6Liter 2 Valves, Diesel	04/1994 - 07/1986	4	1588	21
JK 1.6Liter SOHC/OHC, 8 Valves, Diesel	04/1974 - 12/1992	4	1589	24
JR 1.6Liter SOHC/OHC, 8 Valves, Diesel Turbocharged	08/1983 - 12/1992	4	1589	24
EW 1.6Liter SOHC/OHC, 8 Valves, Gasoline	04/1974 - 02/2002	4	1595	26
1F 1.6Liter SOHC/OHC, 8 Valves, Gasoline	07/1982 - 01/2004	4	1595	27
EZ 1.6Liter 2 Valves, Gasoline	08/1983 -	4	1595	30
JU 1.6Liter 2 Valves, Gasoline	08/1983 - 07/1986	4	1595	30
HM 1.6Liter 2 Valves, Gasoline	08/1983 - 07/1987	4	1595	30
HN 1.9Liter 2 Valves, Gasoline	08/1983 - 07/1989	4	1595	30
PN 1.6Liter 2 Valves, Gasoline	08/1985 -	4	1595	30
EZA 1.6Liter 2 Valves, Gasoline	08/1985 - 07/1987	4	1595	30
RF 1.6Liter 2 Valves, Gasoline	08/1986 -	4	1595	27
RL 1.6Liter 2 Valves, Gasoline	08/1986 - 03/1988	4	1595	30
RE 1.6Liter 2 Valves, Gasoline	04/1986 - 07/1990	4	1595	30
AEH 1.6Liter SOHC/OHC, 8 Valves, Gasoline	10/1988 - 04/2000	4	1595	29
AKS 1.6Liter SOHC/OHC, 8 Valves, Gasoline	02/1988 - 07/2002	4	1595	25
ABN 1.6Liter 2 Valves, Gasoline	08/1991 -	4	1595	27
AEK 1.6Liter 2 Valves, Gasoline	10/1994 - 12/1995	4	1595	27
AFT 1.6Liter 2 Valves, Gasoline	07/1995 -	4	1595	25
ADP 1.6Liter SOHC/OHC, 8 Valves, Gasoline	08/1996 - 11/2000	4	1595	27
AWH 1.6Liter SOHC/OHC, 8 Valves, Gasoline	01/1998 -	4	1595	29
APF 1.6Liter 2 Valves, Gasoline	05/1999 -	4	1595	28
AEA 1.6Liter SOHC/OHC, 8 Valves, Gasoline	08/1991 - 12/1999	4	1598	10
ALM 1.6Liter SOHC/OHC, 8 Valves, Gasoline	11/1995 - 07/2002	4	1598	15
ANA 1.6Liter SOHC/OHC, 8 Valves, Gasoline	08/1996 - 11/2000	4	1598	32
AVU 1.6Liter SOHC/OHC, 8 Valves, Gasoline	08/1997 - 06/2006	4	1598	32
BCB 1.6Liter DOHC, 16 Valves, Gasoline	08/1997 - 06/2006	4	1598	15
AZD 1.6Liter DOHC, 16 Valves, Gasoline	08/1997 - 06/2006	4	1598	31
BFS 1.6Liter SOHC/OHC, 8 Valves, Gasoline	01/1998 -	4	1598	32
ALZ 1.6Liter SOHC/OHC, 8 Valves, Gasoline	11/2000 - 08/2005	4	1598	32
BTS 1.6Liter DOHC, 16 Valves, Gasoline	10/2001 -	4	1598	14
BSE 1.6Liter SOHC/OHC, 8 Valves, Gasoline	02/2003 - 10/2010	4	1598	32
CHGA 1.6Liter SOHC/OHC, 8 Valves, Gasoline	03/2004 -	4	1598	32
CMXA 1.6Liter SOHC/OHC, 8 Valves, Gasoline	01/2005 -	4	1598	32
KY 1.8Liter SOHC/OHC, 8 Valves, Diesel	05/1979 - 12/1992	4	1715	24
WT 1.7Liter 2 Valves, Gasoline	08/1981 - 07/1983	4	1716	17
JF 1.7Liter 2 Valves, Gasoline	01/1982 - 07/1984	4	1716	17
AKU 1.8Liter SOHC/OHC, 8 Valves, Diesel	09/1994 - 07/2005	4	1716	21
AHB 1.7Liter 2 Valves, Diesel	07/1996 -	4	1716	21
AHG 1.7Liter 2 Valves, Diesel	04/1997 - 12/1999	4	1716	21
AKW 1.7Liter 2 Valves, Diesel	11/1997 - 08/1999	4	1716	21
EV 1.8Liter SOHC/OHC, 8 Valves, Gasoline	04/1974 - 08/1993	4	1781	26
EX 1.8Liter SOHC/OHC, 8 Valves, Gasoline	01/1979 - 07/1994	4	1781	26
PL 1.8Liter DOHC, 16 Valves, Gasoline	08/1980 - 12/1992	4	1781	26
GX 1.8Liter SOHC/OHC, 8 Valves, Gasoline	08/1980 - 12/1992	4	1781	26
DX 1.8Liter 2, Gasoline	08/1982 - 07/1992	4	1781	26
HV 1.8Liter 2 Valves, Gasoline	08/1983 - 07/1987	4	1781	26
KT 1.8Liter 2 Valves, Gasoline	08/1983 - 07/1987	4	1781	26
DS 1.8Liter 2 Valves, Gasoline	01/1983 - 07/1988	4	1781	26
GU 1.8Liter SOHC/OHC, 8 Valves, Gasoline	08/1983 - 12/1992	4	1781	26
JH 1.8Liter 2 Valves, Gasoline	05/1983 - 07/1993	4	1781	26
PG 1.8Liter SOHC/OHC, 8 Valves, Gasoline Supercharged	08/1983 - 06/1997	4	1781	27









Engine-Code	Years	Cyl	CC	Line
JV 1.8Liter 2 Valves, Gasoline	08/1983 - 07/1998	4	1781	26
GZ 1.8Liter 2 Valves, Gasoline	01/1984 - 07/1988	4	1781	26
KR 1.8Liter 4 Valves, Gasoline	08/1984 - 07/1992	4	1781	26
HT 1.8Liter 2 Valves, Gasoline	01/1985 - 07/1985	4	1781	26
RH 1.8Liter 2 Valves, Gasoline	08/1986 -	4	1781	26
RG 1.8Liter 2 Valves, Gasoline	02/1986 - 07/1987	4	1781	26
PB 1.8Liter 2 Valves, Gasoline	01/1987 -	4	1781	27
PF 1.8Liter 2 Valves, Gasoline	01/1987 -	4	1781	27
RV 1.8Liter 2 Valves, Gasoline	08/1987 -	4	1781	27
1P 1.8Liter 2 Valves, Gasoline	08/1988 - 07/1991	4	1781	27
RP 1.8Liter SOHC/OHC, 8 Valves, Gasoline	10/1988 - 04/2000	4	1781	26
ADZ 1.8Liter SOHC/OHC, 8 Valves, Gasoline	02/1988 - 06/2002	4	1781	33
2H 1.8Liter 2 Valves, Gasoline	08/1989 - 07/1993	4	1781	26
AAM 1.8Liter 2 Valves, Gasoline	08/1990 -	4	1781	37
ABS 1.8Liter 2 Valves, Gasoline	08/1991 - 07/1995	4	1781	27
ACC 1.8Liter SOHC/OHC, 8 Valves, Diesel	08/1991 - 06/2005	4	1781	27
ADF 1.8Liter 2 Valves, Gasoline	04/1994 -	4	1781	28
ARG 1.8Liter DOHC, 20 Valves, Gasoline Turbocharged	05/1995 - 06/2006	4	1781	29
AJH 1.8Liter DOHC, 20 Valves, Gasoline Turbocharged	05/1995 - 03/2010	4	1781	27
ANB 1.8Liter DOHC, 20 Valves, Gasoline Turbocharged	08/1996 - 11/2000	4	1781	28
ADR 1.8Liter DOHC, 20 Valves, Gasoline	08/1996 - 11/2000	4	1781	36
APT 1.8Liter DOHC, 20 Valves, Gasoline	08/1996 - 06/2006	4	1781	28
ANP 1.8Liter 2 Valves, Gasoline	12/1997 -	4	1781	37
ANN 1.8Liter 2 Valves, Gasoline	12/1997 -	4	1781	37
AUM 1.8Liter DOHC, 20 Valves, Gasoline Turbocharged	08/1997 - 06/2006	4	1781	35
AWV 1.8Liter DOHC, 20 Valves, Gasoline Turbocharged	01/1998 -	4	1781	35
AVC 1.8Liter DOHC, 20 Valves, Gasoline Turbocharged	01/1998 -	4	1781	34
APH 1.8Liter 5 Valves, Gasoline	01/1998 - 05/2001	4	1781	34
AWT 1.8Liter DOHC, 20 Valves, Gasoline Turbocharged	11/2000 - 08/2005	4	1781	35
BBU 1.8Liter DOHC, 20 Valves, Gasoline Turbocharged	10/2001 -	4	1781	35
AVF 1.8 Liter, Diesel Turbocharged		4	1896	44
AWX 1.8 Liter, Diesel Turbocharged		4	1896	44
BTB 1.8 Liter, Diesel Turbocharged		4	1896	44
AYQ 1.9Liter 2 Valves, Diesel	- 06/2003	4	1896	21
1Y 1.9Liter SOHC/OHC, 8 Valves, Diesel	02/1988 - 01/2004	4	1896	22
AHU 1.9Liter SOHC/OHC, 8 Valves, Diesel Turbocharged	02/1988 - 03/2010	4	1896	38
1X 1.9Liter 2 Valves, Diesel	09/1990 - 12/1995	4	1896	41
ABL 1.9Liter SOHC/OHC, 8 Valves, Diesel Turbocharged	07/1990 - 01/2004	4	1896	38
AAZ 1.9Liter 2 Valves, Diesel	03/1991 - 05/2002	4	1896	38
AEY 1.9Liter SOHC/OHC, 8 Valves, Diesel	08/1991 - 01/2004	4	1896	43
ABL 1.9Liter 2 Valves, Diesel	08/1992 -	4	1896	38
1Z 1.9Liter 2 Valves, Diesel	07/1993 - 03/1997	4	1896	38
ADG 1.9Liter 2 Valves, Diesel	04/1994 -	4	1896	21
AEF 1.9Liter 2 Valves, Diesel	10/1994 - 07/2001	4	1896	21
ADE 1.9Liter 2 Valves, Diesel	04/1994 - 01/2002	4	1896	43
AFD 1.9Liter 2 Valves, Diesel	04/1994 - 01/2002	4	1896	43
AQM 1.9Liter SOHC/OHC, 8 Valves, Diesel	11/1995 - 06/2006	4	1896	21
BVK 1.9Liter SOHC/OHC, 8 Valves, Diesel Turbocharged	05/1995 - 03/2010	4	1896	40
ASZ 1.9Liter SOHC/OHC, 8 Valves, Diesel Turbocharged	05/1995 - 03/2010	4	1896	39
ALE 1.9Liter 2 Valves, Diesel	05/1996 -	4	1896	38
AGD 1.9Liter 2 Valves, Diesel	07/1996 -	4	1896	43
AHH 1.9Liter SOHC/OHC, 8 Valves, Diesel Turbocharged	08/1996 - 11/2000	4	1896	38
AJM 1.9Liter SOHC/OHC, 8 Valves, Diesel Turbocharged	08/1996 - 06/2006	4	1896	42
AXR 1.9Liter SOHC/OHC, 8 Valves, Diesel Turbocharged	08/1997 - 06/2006	4	1896	40
ARL 1.9Liter SOHC/OHC, 8 Valves, Diesel Turbocharged	08/1997 - 06/2006	4	1896	39
BEW 1.9Liter SOHC/OHC, 8 Valves, Diesel Turbocharged	01/1998 -	4	1896	40
ASX 1.9Liter 2 Valves, Diesel	10/1999 - 09/2001	4	1896	43
AWX 1.9Liter SOHC/OHC, 8 Valves, Diesel Turbocharged	11/2000 - 08/2005	4	1896	39
ASY 1.9Liter 2 Valves, Diesel	11/2001 -	4	1896	21
BLT 1.9Liter SOHC/OHC, 8 Valves, Diesel Turbocharged	10/2001 -	4	1896	39
AGR 1.9Liter SOHC/OHC, 8 Valves, Diesel Turbocharged	05/2001 - 07/2009	4	1896	38
ARD 1.9Liter 2 Valves, Diesel	01/2002 -	4	1896	43
AVM 1.9Liter 2 Valves, Diesel	02/2002 -	4	1896	43
BEQ 1.9Liter 2 Valves, Diesel	02/2002 -	4	1896	43
BEU 1.9Liter 2 Valves, Diesel	11/2002 -	4	1896	43
ANC 1.9Liter 2 Valves, Diesel	02/2003 -	4	1896	21

Engine-Code	Years	Cyl	CC	Line
BGL 1.9Liter 2 Valves, Diesel	02/2003 -	4	1896	21
BGM 1.9Liter 2 Valves, Diesel	02/2003 -	4	1896	21
BJC 1.9Liter 2 Valves, Diesel	11/2003 -	4	1896	43
BXT 1.9Liter 2 Valves, Diesel	05/2006 -	4	1896	43
ALH 1.9Liter 2 Valves, Diesel	97/2010 -	4	1896	38
WN 2.0Liter SOHC/OHC, 10 Valves, Gasoline	08/1980 - 06/1989	5	1921	45
AZV 1.9 Liter, Diesel Turbo Intercooler		4	1968	44
BKP/ BMM/ BMP/ BRT/ CBAB/ CBEA 1.9 Liter, Diesel Turbo Intercooler		4	1968	44
BMA/ BVH/ CBAA/ CBDA 1.9 Liter, Diesel Turbo Intercooler		4	1968	44
BMN/ BMR 1.9 Liter, Diesel Turbo Intercooler		4	1968	44
BUZ/ CBBA 1.9 Liter, Diesel Turbo Intercooler		4	1968	44
BVE 1.9 Liter, Diesel Turbo Intercooler		4	1968	44
BWV 1.9 Liter, Diesel Turbo Intercooler		4	1968	44
CBAC 1.9 Liter, Diesel Turbo Intercooler		4	1968	44
CBDC 1.9 Liter, Diesel Turbo Intercooler		4	1968	44
BGW 1.9 Liter, Diesel Turbo Intercooler		4	1968	44
CEGA 1.9 Liter, Diesel Turbocharged		4	1968	44
CLCB 1.9 Liter, Diesel Turbocharged		4	1968	44
BHW 1.9 Liter, Diesel		4	1968	44
CAAA/ CFHE 1.9 Liter, Diesel Turbo Intercooler		4	1968	44
CAAB 1.9 Liter, Diesel Turbo Intercooler		4	1968	44
CAAC/ CBDB/ CFFB/ CFHC/ CJAA/ CLJA 1.9 Liter, Diesel Turbo		4	1968	44
CAAE/ CCHB 1.9 Liter, Diesel Turbocharged		4	1968	44
CBBB/ CFGB/ CLLA 1.9 Liter, Diesel Turbo Intercooler		4	1968	44
CCHA 1.9 Liter, Diesel Turbocharged		4	1968	44
CDBA 1.9 Liter, Diesel Turbocharged		4	1968	44
CDCA 1.9 Liter, Diesel Turbocharged		4	1968	44
CFCA 1.9 Liter, Diesel Bi - Turbo Intercooler		4	1968	44
CFFA/ CFHB 1.9 Liter, Diesel Turbo Intercooler		4	1968	44
CFFD/ CLCA 1.9 Liter, Diesel Turbo Intercooler		4	1968	44
CFHF 1.9 Liter, Diesel Turbocharged		4	1968	44
CFJA 1.9 Liter, Diesel Turbocharged		4	1968	44
BRT 2.0Liter 120CI /2.0Liter, SOHC/OHC, 8 Valves, Diesel Turbocharged	05/1995 - 03/2010	4	1968	46
BGW 2.0Liter 120CI /2.0Liter, SOHC/OHC, 8 Valves, Diesel Turbocharged	11/2000 - 08/2005	4	1968	46
AZV 2.0Liter DOHC, 16 Valves, Diesel Turbocharged	02/2003 -	4	1968	46
BKD 2.0Liter DOHC, 16 Valves, Diesel Turbo Intercooler	02/2003 -	4	1968	44
BDK 2.0Liter 120CI /2.0Liter, SOHC/OHC, 8 Valves, Diesel Turbocharged	10/2003 -	4	1968	40
BMM 2.0Liter SOHC/OHC, 8 Valves, Diesel Turbocharged	02/2003 - 10/2010	4	1968	46
BST 2.0Liter SOHC/OHC, 8 Valves, Diesel	03/2004 -	4	1968	40
CBBB 2.0Liter 120CI /2.0Liter, DOHC, 16 Valves, Diesel Turbocharged	03/2005 -	4	1968	46
AUZ 2.0Liter 2 Valves, Gasoline		4	1984	28
AVA 2.0Liter 2 Valves, Gasoline		4	1984	28
AWG 2.0Liter 2 Valves, Gasoline	- 06/2002	4	1984	36
AWF 2.0Liter 2 Valves, Gasoline	- 06/2002	4	1984	36
CH 2.0Liter SOHC/OHC, 8 Valves, Gasoline	04/1975 - 06/1996	4	1984	47
9A 2.0Liter DOHC, 16 Valves, Gasoline	01/1984 - 06/1997	4	1984	27
ADY 2.0Liter SOHC/OHC, 8 Valves, Gasoline	08/1987 - 03/2010	4	1984	27
ABF 2.0Liter DOHC, 16 Valves, Gasoline	02/1988 - 03/2010	4	1984	27
2E 2.0Liter 2 Valves, Gasoline	01/1990 - 09/1984	4	1984	27
AEP 2.0Liter 2 Valves, Gasoline	01/1995 -	4	1984	27
AGG 2.0Liter 2 Valves, Gasoline	07/1995 -	4	1984	25
ASU 2.0Liter SOHC/OHC, 8 Valves, Gasoline	08/1996 - 11/2000	4	1984	28
AKR 2.0Liter 2 Valves, Gasoline	04/1997 -	4	1984	25
AQY 2.0Liter SOHC/OHC, 8 Valves, Gasoline	08/1997 - 06/2006	4	1984	29
AZH 2.0Liter SOHC/OHC, 8 Valves, Gasoline	08/1997 - 06/2006	4	1984	35
BHP 2.0Liter SOHC/OHC, 8 Valves, Gasoline	01/1998 -	4	1984	35
AEG 2.0Liter SOHC/OHC, 8 Valves, Gasoline	01/1998 -	4	1984	28
AZM 2.0Liter SOHC/OHC, 8 Valves, Gasoline	11/2000 - 08/2005	4	1984	35
ALT 2.0Liter DOHC, 20 Valves, Gasoline	11/2000 - 08/2005	4	1984	35
APK, AQY 2.0Liter SOHC/OHC, 8 Valves, Gasoline	05/2001 - 07/2009	4	1984	28
BEF 2.0Liter 2 Valves, Gasoline	04/2002 -	4	1984	36
AXA 2.0Liter 2 Valves, Gasoline	11/2003 -	4	1984	48
AXW 2.0Liter DOHC, 16 Valves, Gasoline	02/2003 -	4	1984	35
BHY 2.0Liter SOHC/OHC, 8 Valves, Gasoline	10/2003 -	4	1984	28
BPY 2.0Liter DOHC, 16 Valves, Gasoline Turbocharged	10/2003 - 10/2010	4	1984	35
694 2.0Liter 2 Valves, Diesel	09/1990 - 07/1992	5	1986	49

Engine-Code	Years	Cyl	CC	Line
HP 2.0Liter SOHC/OHC, 10 Valves, Gasoline	08/1980 - 06/1989	5	1994	50
JS 2.0Liter SOHC/OHC, 10 Valves, Gasoline	08/1980 - 06/1989	5	1994	50
AAC 2.0Liter 2 Valves, Gasoline	09/1990 - 06/2003	4	1998	27
JT 2.3Liter SOHC/OHC, 10 Valves, Gasoline	08/1980 - 06/1989	5	2226	50
KV 2.3Liter SOHC/OHC, 10 Valves, Gasoline	08/1980 - 06/1989	5	2226	50
KM 2.2Liter 2 Valves, Gasoline	08/1983 - 07/1985	5	2226	50
HY 2.2Liter 2 Valves, Gasoline	08/1984 - 07/1988	5	2226	50
KX 2.2Liter 2 Valves, Gasoline	08/1985 - 07/1988	5	2226	50
AQN 2.4Liter DOHC, 20 Valves, Gasoline	08/1997 - 06/2006	5	2324	51
AAB 2.4Liter SOHC/OHC, 10 Valves, Diesel	07/1990 - 04/2003	5	2370	49
AJA 2.4Liter 2 Valves, Diesel	04/1997 - 06/2003	5	2370	49
1E 2.4Liter SOHC/OHC, 12 Valves, Gasoline	04/1975 - 06/1996	6	2383	13
ACT 2.4Liter SOHC/OHC, 12 Valves, Diesel	04/1975 - 06/1996	6	2383	13
DV 2.4Liter SOHC/OHC, 12 Valves, Diesel Turbocharged	04/1975 - 06/1996	6	2383	13
761 2.4Liter 2 Valves, Diesel	01/1981 - 01/1984	6	2383	52
DL 2.4Liter 2 Valves, Gasoline	08/1982 - 07/1992	6	2383	13
DW 2.4Liter 2 Valves, Diesel	12/1982 - 07/1992	6	2383	13
751 2.4Liter 2 Valves, Diesel	09/1983 - 06/1993	6	2383	13
752 2.4Liter 2 Valves, Diesel	09/1983 - 06/1993	6	2383	13
1G 2.4Liter 2 Valves, Diesel	08/1988 - 07/1992	6	2383	13
1S 2.4Liter 2 Valves, Diesel	08/1988 - 12/1995	6	2383	13
ACL 2.4Liter 2 Valves, Diesel	08/1991 - 12/1995	6	2383	13
BJK 2.4 Liter, L5, 2 Valves, Diesel	04/2006 -	5	2459	53
BJL 2.4 Liter, L5, 2 Valves, Diesel	04/2006 -	5	2459	53
BJM 2.4 Liter, L5, 2 Valves, Diesel	04/2006 -	5	2459	53
AXD EURO 3 L5 2.4 Liter, 2 Valves, Diesel	04/2003 -	5	2460	54
BLK 2.4 Liter, L5, 2 Valves, Diesel	07/2003 - 11/2006	5	2460	54
BPD 2.4 Liter, L5, 2 Valves, Diesel	01/2006 -	5	2460	54
BNZ 2.4 Liter, 2 Valves, Diesel	01/2006 - 11/2009	5	2460	54
AAF 2.5Liter 2 Valves, Gasoline	09/1990 - 04/1995	5	2461	50
ACU 2.5Liter SOHC/OHC, 10 Valves, Gasoline	07/1990 - 04/2003	5	2461	50
APL 2.5Liter SOHC/OHC, 10 Valves, Gasoline	07/1990 - 04/2003	5	2461	50
AEU 2.5Liter SOHC/OHC, 10 Valves, Gasoline	07/1990 - 04/2003	5	2461	49
AEN 2.5Liter 2 Valves, Gasoline	05/1995 - 12/1995	5	2461	50
AEU 2.5Liter 2 Valves, Gasoline	08/1996 - 06/2003	5	2461	50
AET 2.5Liter 2 Valves, Gasoline	08/1996 - 09/2003	5	2461	50
AVT 2.5Liter 2 Valves, Gasoline	12/1999 - 06/2003	5	2461	50
BAC 2.4 Liter, 2 Valves, Diesel	01/2003 - 11/2006	5	2461	54
BLJ 2.4 Liter, L5, 2 Valves, Diesel	11/2003 - 11/2009	5	2461	54
BPE 2.4 Liter, L5, 2 Valves, Diesel	01/2006 -	5	2461	54
BJJ 2.4 Liter, L5, 2 Valves, Diesel	04/2006 -	5	2461	53
BPC 2.4 Liter, L5, 2 Valves, Diesel	11/2006 - 11/2009	5	2461	54
CEBA 2.4 Liter, Diesel	05/2009 -	5	2461	53
CEBB 2.4 Liter, Diesel	05/2009 -	5	2461	53
CECA 2.4 Liter, Diesel	05/2009 -	5	2461	53
CECB 2.4 Liter, Diesel	05/2009 -	5	2461	53
AES 2.8Liter SOHC/OHC, 12 Valves, Gasoline	07/1990 - 04/2003	6	2792	55
AUE 2.8Liter DOHC, 24 Valves, Gasoline	08/1997 - 06/2006	6	2792	55
ATA 2.8Liter SOHC/OHC, 12 Valves, Diesel Turbocharged	04/1996 - 07/2006	4	2799	56
ABV 2.9Liter DOHC, 12 Valves, Gasoline	08/1987 - 04/1999	6	2861	55
AXE EURO 3 2.4 Liter,L5, 2 Valves, Diesel	04/2003 -	5	24600	54

Volkswagen

Volkswagen

	 King Set No.	 Part No.	 Qty.	 Position	 Crankshaft Diameter	 Housing Diameter	 Length	 Wall Thickness
1	HA 0.9Liter SOHC/OHC, 8 Valves, Gasoline	03/1975 - 09/1994	895 cc	69.50 X 59.00	4 cyl			1
	HC 1.1Liter SOHC/OHC, 8 Valves, Gasoline	04/1974 - 12/1985	1093 cc	69.50 X 72.00	4 cyl			
	HB 1.1Liter SOHC/OHC, 8 Valves, Gasoline	03/1975 - 09/1994	1093 cc	69.50 X 72.00	4 cyl			
	GS 1.3Liter SOHC/OHC, 8 Valves, Gasoline	04/1974 - 12/1985	1272 cc	75.00 X 72.00	4 cyl			
CR 408AM STD/0.25/0.5/0.75/1.0/1.25	C 408	4 Pairs			1.6515/1.6523 41.948/41.968	1.7716/1.7723 44.999/45.016	0.708 17.98	0.0592 1.504
MB5070AM 360 degree oil groove in position 5 crank flange length mm	M 507U M 507L	3 Pairs	1,2,4		2.1243/2.1251 53.957/53.978	2.3228/2.3235 58.999/59.017	0.727 18.46	0.0984 2.499
	F5070U F5070L	1 Pair	3		2.1243/2.1251 53.957/53.978	2.3228/2.3235 58.999/59.017	0.986 25.04	0.0984 2.499
	M 507U	1 Pair	5		2.1243/2.1251 53.957/53.978	2.3228/2.3235 58.999/59.017	0.727 18.46	0.0984 2.499
MB5027AM Optional to MB5070AM (360 degree oil groove) crank flange length mm	M 507U	4 Pairs	1,2,4,5		2.1243/2.1251 53.957/53.978	2.3228/2.3235 58.999/59.017	0.727 18.46	0.0984 2.499
	F5070U	1 Pair	3		2.1243/2.1251 53.957/53.978	2.3228/2.3235 58.999/59.017	0.986 25.04	0.0984 2.499
MB5192AM Optional to MB5070AM (flange O/S 0.8mm) crank flange length mm	M 507U M 507L	3 Pairs	1,2,4		2.1243/2.1251 53.957/53.978	2.3228/2.3235 58.999/59.017	0.727 18.46	0.0984 2.499
	F5192U F5192L	1 Pair	3		2.1243/2.1251 53.957/53.978	2.3228/2.3235 58.999/59.017	0.986 25.04	0.0984 2.499
	M 507U	1 Pair	5		2.1243/2.1251 53.957/53.978	2.3228/2.3235 58.999/59.017	0.727 18.46	0.0984 2.499
MB5566AM STD/0.25/0.5/0.75/1.0/1.5 Optional to MB5070AM (requires thrustwashers) 360 degree oil groove in position 4	M 507U M 507L	4 Pairs	1,2,3,5		2.1243/2.1251 53.957/53.978	2.3228/2.3235 58.999/59.017	0.727 18.46	0.0984 2.499
	M 507U	1 Pair	4		2.1243/2.1251 53.957/53.978	2.3228/2.3235 58.999/59.017	0.727 18.46	0.0984 2.499
MB5566XP STD/STD/0.25/0.5 Optional to MB5566AM (Race bearings, Tri-metal [pMax Black])	M 507U-PR M 507L-PR	4 Pairs	1,2,3,5		2.1243/2.1251 53.957/53.978	2.3228/2.3235 58.999/59.017	0.727 18.46	0.0984 2.499
	M 507U-PR	1 Pair	4		2.1243/2.1251 53.957/53.978	2.3228/2.3235 58.999/59.017	0.727 18.46	0.0984 2.499
MB5028AM STD/0.25/0.5/0.75 Optional to MB5027AM (requires thrustwashers)	M 507U	5 Pairs	1,2,3,4,5		2.1243/2.1251 53.957/53.978	2.3228/2.3235 58.999/59.017	0.727 18.46	0.0984 2.499
2	ALL 1.0Liter SOHC/OHC, 8 Valves, Gasoline	10/1994 - 07/2005	999 cc	67.10 X 70.60	4 cyl			2
	ANV 1.0Liter SOHC/OHC, 8 Valves, Gasoline	09/1998 - 07/2005	999 cc	67.10 X 70.50	4 cyl			
CR4296AM STD/0.25/0.5/0.75	C4296	4 Pairs			1.6522/1.6528 41.966/41.981	1.7717/1.7721 45.001/45.011	0.728 18.50	0.0594 1.509
MB5660SI STD/0.25/0.5/0.75	M5660U M5660L	5 Pairs			2.1245/2.1251 53.962/53.978	2.3228/2.3235 58.999/59.017	0.727 18.46	0.0987 2.507
TW2010AM STD/0.10/0.20/0.25/0.5	W2010D W2010E	2 Pairs			2.3425/2.3520 59.500/59.741	2.8720/2.8819 72.949/73.200	0.000 0.00	0.0770 1.956

Volkswagen				Volkswagen				
King Set No.	Part No.	Qty.	Position	Crankshaft Diameter	Housing Diameter	Length	Wall Thickness	
3	AAK 1.1Liter SOHC/OHC, 8 Valves, Gasoline	10/1981 - 09/1994	1043 cc	75.00 X 59.00	4 cyl		3	
	AAV 1.3Liter SOHC/OHC, 8 Valves, Gasoline	10/1981 - 09/1994	1272 cc	75.00 X 72.00	4 cyl			
	2G 1.3Liter SOHC/OHC, 8 Valves, Gasoline	10/1981 - 09/1997	1272 cc	75.00 X 72.00	4 cyl			
	1W 1.4Liter SOHC/OHC, 8 Valves, Diesel	10/1981 - 09/1994	1398 cc	75.00 X 79.10	4 cyl			
CR 408AM STD/0.25/0.5/0.75/1.0/1.25	C 408	4 Pairs		1.6515/1.6523 41.948/41.968	1.7716/1.7723 44.999/45.016	0.708 17.98	0.0592 1.504	
MB5028AM STD/0.25/0.5/0.75	M 507U	5 Pairs	1,2,3,4,5	2.1243/2.1251 53.957/53.978	2.3228/2.3235 58.999/59.017	0.727 18.46	0.0984 2.499	
TW2010AM STD/0.10/0.20/0.25/0.5	W2010D W2010E	2 Pairs		2.3425/2.3520 59.500/59.741	2.8720/2.8819 72.949/73.200	0.000 0.00	0.0770 1.956	
4	AYZ 1.2Liter SOHC/OHC, 6 Valves, Diesel Turbocharged	09/1998 - 07/2005	1191 cc	76.50 X 86.40	3 cyl		4	
	AMF 1.4Liter SOHC/OHC, 6 Valves, Diesel Turbocharged	09/1998 - 07/2005	1422 cc	79.50 X 95.50	3 cyl			
	ATL 1.4Liter SOHC/OHC, 6 Valves, Diesel	10/1999 - 10/2001	1422 cc	79.50 X 95.50	3 cyl			
	BNM 1.4Liter SOHC/OHC, 6 Valves, Diesel Turbocharged	10/2001 -	1422 cc	79.50 X 95.50	3 cyl			
CR 349XA STD/0.25/0.5	C4253U C4253L	3 Pairs		1.8802/1.8810 47.757/47.777	1.9921/1.9926 50.599/50.612	0.787 20.00	0.0552 1.402	
MB4515AM STD/0.25	M 507U M 507L	4 Pairs		2.1243/2.1251 53.957/53.978	2.3228/2.3235 58.999/59.017	0.727 18.46	0.0984 2.499	
5	M51 1.2Liter OHV, 8 Valves, Gasoline		1192 cc	77.00 X 64.00	4 cyl		5	
	AB 1.3Liter OHV, 8 Valves, Gasoline	04/1949 - 08/2003	1285 cc	77.00 X 69.00	4 cyl			
	H 1.5Liter OHV, 8 Valves, Gasoline	04/1949 - 08/2003	1493 cc	83.00 X 68.99	4 cyl			
	AE 1.6Liter OHV, 8 Valves, Gasoline	04/1949 - 08/2003	1584 cc	85.50 X 69.00	4 cyl			
CR 409AM STD/0.25/0.5/0.75/1.0/1.25	C 409	4 Pairs		2.1642/2.1650 54.971/54.991	2.2756/2.2763 57.800/57.818	0.693 17.60	0.0549 1.394	
6	HH 1.3Liter SOHC/OHC, 8 Valves, Gasoline	02/1974 - 09/1994	1272 cc	75.00 X 71.96	4 cyl		6	
	HK 1.3Liter SOHC/OHC, 8 Valves, Gasoline	01/1979 - 09/1994	1272 cc	75.00 X 72.00	4 cyl			
	FY 1.3Liter SOHC/OHC, 8 Valves, Gasoline	05/1973 - 06/1989	1272 cc	75.00 X 72.00	4 cyl			
CR 408AM STD/0.25/0.5/0.75/1.0/1.25	C 408	4 Pairs		1.6515/1.6523 41.948/41.968	1.7716/1.7723 44.999/45.016	0.708 17.98	0.0592 1.504	
MB5027AM crank flange length mm STD 24.94/24.89 0.25 25.04/24.99 0.5 25.04/24.99 0.75 25.04/24.99 1.0 25.04/24.99	M 507U	4 Pairs	1,2,4,5	2.1243/2.1251 53.957/53.978	2.3228/2.3235 58.999/59.017	0.727 18.46	0.0984 2.499	
	F5070U	1 Pair	3	2.1243/2.1251 53.957/53.978	2.3228/2.3235 58.999/59.017	0.986 25.04	0.0984 2.499	
TW2010AM STD/0.10/0.20/0.25/0.5	W2010D W2010E	2 Pairs		2.3425/2.3520 59.500/59.741	2.8720/2.8819 72.949/73.200	0.000 0.00	0.0770 1.956	
MB5028AM STD/0.25/0.5/0.75 Optional to MB5027AM (requires thrustwashers)	M 507U	5 Pairs	1,2,3,4,5	2.1243/2.1251 53.957/53.978	2.3228/2.3235 58.999/59.017	0.727 18.46	0.0984 2.499	

Volkswagen

Volkswagen



King Set No.



Part No.



Qty.



Position



Crankshaft Diameter



Housing Diameter











Length



Wall Thickness









7	MN 1.3Liter SOHC/OHC, 8 Valves, Diesel	10/1981 - 09/1994	1272 cc	75.00 X 71.98	4 cyl			7	
	PY 1.3Liter SOHC/OHC, 8 Valves, Gasoline Supercharged	10/1981 - 09/1994	1272 cc	75.00 X 72.00	4 cyl				
CR 408AM	STD/0.25/0.5/0.75/1.0/1.25	C 408	4 Pairs			1.6515/1.6523 41.948/41.968	1.7716/1.7723 44.999/45.016	0.708 17.98	0.0592 1.504
MB5027AM	crank flange length mm STD 24.94/24.89 0.25 25.04/24.99 0.5 25.04/24.99 0.75 25.04/24.99 1.0 25.04/24.99	M 507U F5070U	4 Pairs 1 Pair	1,2,4,5 3		2.1243/2.1251 53.957/53.978 2.1243/2.1251 53.957/53.978	2.3228/2.3235 58.999/59.017 2.3228/2.3235 58.999/59.017	0.727 18.46 0.986 25.04	0.0984 2.499 0.0984 2.499
TW2010AM	STD/0.10/0.20/0.25/0.5	W2010D W2010E	2 Pairs			2.3425/2.3520 59.500/59.741	2.8720/2.8819 72.949/73.200	0.000 0.00	0.0770 1.956
MB5028AM	STD/0.25/0.5/0.75 Optional to MB5027AM (requires thrustwashers)	M 507U	5 Pairs	1,2,3,4,5		2.1243/2.1251 53.957/53.978	2.3228/2.3235 58.999/59.017	0.727 18.46	0.0984 2.499
8	EU 1.3Liter 2 Valves, Gasoline	08/1983 - 07/1984	1272 cc	75.00 X 72.00	4 cyl			8	
CR4104AM	STD/0.25/0.5/0.75/1.0/1.5 with 1.5mm oil hole	C4104	4 Pairs			1.8802/1.8810 47.757/47.777	1.9921/1.9929 50.599/50.620	0.747 18.97	0.0552 1.402
CR4104CP	STD/0.25/0.5/0.75/1.0 with 1.5mm oil hole	C4104	4 Pairs			1.8802/1.8810 47.757/47.777	1.9921/1.9929 50.599/50.620	0.747 18.97	0.0553 1.405
MB5070AM	360 degree oil groove in position 5 crank flange length mm STD 24.94/24.89 0.25 25.04/24.99 0.5 25.04/24.99 0.75 25.04/24.99 1.0 25.04/24.99 1.25 25.14/25.09 1.5 25.34/25.29	M 507U M 507L F5070U F5070L M 507U	3 Pairs 1 Pair 1 Pair	1,2,4 3 5		2.1243/2.1251 53.957/53.978 2.1243/2.1251 53.957/53.978 2.1243/2.1251 53.957/53.978	2.3228/2.3235 58.999/59.017 2.3228/2.3235 58.999/59.017 2.3228/2.3235 58.999/59.017	0.727 18.46 0.986 25.04 0.727 18.46	0.0984 2.499 0.0984 2.499 0.0984 2.499
MB5149AM	crank flange length mm STD 24.94/24.89 0.25 25.04/24.99 0.5 25.04/24.99 0.75 25.04/24.99 1.0 25.04/24.99	M 507U M 507L F5070U F5070L	4 Pairs 1 Pair	1,2,4,5 3		2.1243/2.1251 53.957/53.978 2.1243/2.1251 53.957/53.978	2.3228/2.3235 58.999/59.017 2.3228/2.3235 58.999/59.017	0.727 18.46 0.986 25.04	0.0984 2.499 0.0984 2.499
CR4104XP	STD/STDX/0.25/0.5 Optional to CR4104AM (Race bearings, Tri-metal [pMax Black]) with 1.5mm oil hole	C4104-PR	4 Pairs			1.8802/1.8810 47.757/47.777	1.9921/1.9929 50.599/50.620	0.747 18.97	0.0552 1.402
MB5027AM	Optional to MB5070AM (360 degree oil groove) crank flange length mm STD 24.94/24.89 0.25 25.04/24.99 0.5 25.04/24.99 0.75 25.04/24.99 1.0 25.04/24.99	M 507U F5070U	4 Pairs 1 Pair	1,2,4,5 3		2.1243/2.1251 53.957/53.978 2.1243/2.1251 53.957/53.978	2.3228/2.3235 58.999/59.017 2.3228/2.3235 58.999/59.017	0.727 18.46 0.986 25.04	0.0984 2.499 0.0984 2.499
MB5192AM	Optional to MB5070AM (flange O/S 0.8mm) crank flange length mm STD 24.94/24.89 0.25 25.74/25.69 0.5 25.74/25.69 0.75 25.74/25.69 1.0 25.74/25.69	M 507U M 507L F5192U F5192L M 507U	3 Pairs 1 Pair 1 Pair	1,2,4 3 5		2.1243/2.1251 53.957/53.978 2.1243/2.1251 53.957/53.978 2.1243/2.1251 53.957/53.978	2.3228/2.3235 58.999/59.017 2.3228/2.3235 58.999/59.017 2.3228/2.3235 58.999/59.017	0.727 18.46 0.986 25.04 0.727 18.46	0.0984 2.499 0.0984 2.499 0.0984 2.499

Volkswagen			Volkswagen				
 King Set No.	 Part No.	 Qty.	 Position	 Crankshaft Diameter	 Housing Diameter	 Length	 Wall Thickness
MB5566AM STD/0.25/0.5/0.75/1.0/1.5 Optional to MB5070AM (requires thrustwashers) 360 degree oil groove in position 4	M 507U M 507L	4 Pairs	1,2,3,5	2.1243/2.1251 53.957/53.978	2.3228/2.3235 58.999/59.017	0.727 18.46	0.0984 2.499
	M 507U	1 Pair	4	2.1243/2.1251 53.957/53.978	2.3228/2.3235 58.999/59.017	0.727 18.46	0.0984 2.499
MB5566XP STD/STDX/0.25/0.5 Optional to MB5566AM (Race bearings, Tri-metal [pMax Black])	M 507U-PR M 507L-PR	4 Pairs	1,2,3,5	2.1243/2.1251 53.957/53.978	2.3228/2.3235 58.999/59.017	0.727 18.46	0.0984 2.499
	M 507U-PR	1 Pair	4	2.1243/2.1251 53.957/53.978	2.3228/2.3235 58.999/59.017	0.727 18.46	0.0984 2.499
MB5028AM STD/0.25/0.5/0.75 Optional to MB5027AM (requires thrustwashers)	M 507U	5 Pairs	1,2,3,4, 5	2.1243/2.1251 53.957/53.978	2.3228/2.3235 58.999/59.017	0.727 18.46	0.0984 2.499
9	ZF 1.3Liter SOHC/OHC, 8 Valves, Gasoline	05/1973 - 10/1981	1281 cc	75.00 X 73.40	4 cyl		9
	JB 1.5Liter SOHC/OHC, 8 Valves, Gasoline	02/1974 - 08/1993	1457 cc	80.00 X 73.40	4 cyl		
	CK 1.5Liter SOHC/OHC, 8 Valves, Diesel	05/1973 - 12/1985	1471 cc	76.50 X 80.00	4 cyl		
	FH 1.5Liter SOHC/OHC, 8 Valves, Gasoline	02/1974 - 12/1985	1471 cc	76.50 X 80.00	4 cyl		
	YJ 1.5Liter SOHC/OHC, 8 Valves, Gasoline	05/1973 - 10/1981	1471 cc	76.50 X 80.00	4 cyl		
	YS 1.6Liter SOHC/OHC, 8 Valves, Gasoline	05/1973 - 10/1981	1588 cc	79.50 X 80.00	4 cyl		
	YN 1.6Liter SOHC/OHC, 8 Valves, Gasoline	05/1973 - 06/1989	1588 cc	79.50 X 80.00	4 cyl		
	EG 1.6Liter SOHC/OHC, 8 Valves, Gasoline	02/1974 - 08/1993	1588 cc	79.50 X 80.00	4 cyl		
CR 411AM STD/0.25/0.5/0.75/1.0/1.25/1.5	C 411	4 Pairs		1.8086/1.8094 45.938/45.959	1.9291/1.9297 48.999/49.014	0.747 18.97	0.0591 1.501
CR 411CP STD/0.25/0.5	C 411	4 Pairs		1.8086/1.8094 45.938/45.959	1.9291/1.9297 48.999/49.014	0.747 18.97	0.0594 1.509
MB5070AM 360 degree oil groove in position 5 <i>crank flange length mm</i> STD 24.94/24.89 0.25 25.04/24.99 0.5 25.04/24.99 0.75 25.04/24.99 1.0 25.04/24.99 1.25 25.14/25.09 1.5 25.34/25.29	M 507U M 507L	3 Pairs	1,2,4	2.1243/2.1251 53.957/53.978	2.3228/2.3235 58.999/59.017	0.727 18.46	0.0984 2.499
	F5070U F5070L	1 Pair	3	2.1243/2.1251 53.957/53.978	2.3228/2.3235 58.999/59.017	0.986 25.04	0.0984 2.499
	M 507U	1 Pair	5	2.1243/2.1251 53.957/53.978	2.3228/2.3235 58.999/59.017	0.727 18.46	0.0984 2.499
MB5027AM Optional to MB5070AM (360 degree oil groove) <i>crank flange length mm</i> STD 24.94/24.89 0.25 25.04/24.99 0.5 25.04/24.99 0.75 25.04/24.99 1.0 25.04/24.99	M 507U	4 Pairs	1,2,4,5	2.1243/2.1251 53.957/53.978	2.3228/2.3235 58.999/59.017	0.727 18.46	0.0984 2.499
	F5070U	1 Pair	3	2.1243/2.1251 53.957/53.978	2.3228/2.3235 58.999/59.017	0.986 25.04	0.0984 2.499
MB5192AM Optional to MB5070AM (flange O/S 0.8mm) <i>crank flange length mm</i> STD 24.94/24.89 0.25 25.74/25.69 0.5 25.74/25.69 0.75 25.74/25.69 1.0 25.74/25.69	M 507U M 507L	3 Pairs	1,2,4	2.1243/2.1251 53.957/53.978	2.3228/2.3235 58.999/59.017	0.727 18.46	0.0984 2.499
	F5192U F5192L	1 Pair	3	2.1243/2.1251 53.957/53.978	2.3228/2.3235 58.999/59.017	0.986 25.04	0.0984 2.499
	M 507U	1 Pair	5	2.1243/2.1251 53.957/53.978	2.3228/2.3235 58.999/59.017	0.727 18.46	0.0984 2.499
MB5566AM STD/0.25/0.5/0.75/1.0/1.5 Optional to MB5070AM (requires thrustwashers) 360 degree oil groove in position 4	M 507U M 507L	4 Pairs	1,2,3,5	2.1243/2.1251 53.957/53.978	2.3228/2.3235 58.999/59.017	0.727 18.46	0.0984 2.499
	M 507U	1 Pair	4	2.1243/2.1251 53.957/53.978	2.3228/2.3235 58.999/59.017	0.727 18.46	0.0984 2.499









Volkswagen

Volkswagen

King Set No.	Part No.	Qty.	Position	Crankshaft Diameter	Housing Diameter	Length	Wall Thickness
MB5566XP STD/STDX/0.25/0.5 Optional to MB5566AM (Race bearings, Tri-metal [pMax Black])	M 507U-PR M 507L-PR	4 Pairs	1,2,3,5	2.1243/2.1251 53.957/53.978	2.3228/2.3235 58.999/59.017	0.727 18.46	0.0984 2.499
	M 507U-PR	1 Pair	4	2.1243/2.1251 53.957/53.978	2.3228/2.3235 58.999/59.017	0.727 18.46	0.0984 2.499
MB5028AM STD/0.25/0.5/0.75 Optional to MB5027AM (requires thrustwashers)	M 507U	5 Pairs	1,2,3,4,5	2.1243/2.1251 53.957/53.978	2.3228/2.3235 58.999/59.017	0.727 18.46	0.0984 2.499
10	ADX 1.3Liter SOHC/OHC, 8 Valves, Gasoline	10/1994 - 10/1999	1296 cc	76.50 X 70.50	4 cyl		10
	APQ 1.4Liter SOHC/OHC, 8 Valves, Gasoline	07/1993 - 01/2004	1390 cc	76.50 X 75.60	4 cyl		
	AEA 1.6Liter SOHC/OHC, 8 Valves, Gasoline	08/1991 - 12/1999	1598 cc	76.50 X 86.90	4 cyl		
CR4251AM STD/0.25/0.5/0.75/1.0	C4251	4 Pairs		1.8804/1.8810 47.762/47.777	1.9921/1.9926 50.599/50.612	0.728 18.50	0.0552 1.402
MB5028AM STD/0.25/0.5/0.75	M 507U	5 Pairs	1,2,3,4,5	2.1243/2.1251 53.957/53.978	2.3228/2.3235 58.999/59.017	0.727 18.46	0.0984 2.499
TW2010AM STD/0.10/0.20/0.25/0.5	W2010D W2010E	2 Pairs		2.3425/2.3520 59.500/59.741	2.8720/2.8819 72.949/73.200	0.000 0.00	0.0770 1.956
11	EP 1.3Liter 8 Valves, Gasoline	08/1980 - 06/1989	1297 cc	75.00 X 73.40	4 cyl		11
CR 411AM STD/0.25/0.5/0.75/1.0/1.25/1.5	C 411	4 Pairs		1.8086/1.8094 45.938/45.959	1.9291/1.9297 48.999/49.014	0.747 18.97	0.0591 1.501
CR 411CP STD/0.25/0.5	C 411	4 Pairs		1.8086/1.8094 45.938/45.959	1.9291/1.9297 48.999/49.014	0.747 18.97	0.0594 1.509
CR4104AM STD/0.25/0.5/0.75/1.0/1.5 with 1.5mm oil hole	C4104	4 Pairs		1.8802/1.8810 47.757/47.777	1.9921/1.9929 50.599/50.620	0.747 18.97	0.0552 1.402
CR4104CP STD/0.25/0.5/0.75/1.0 with 1.5mm oil hole	C4104	4 Pairs		1.8802/1.8810 47.757/47.777	1.9921/1.9929 50.599/50.620	0.747 18.97	0.0553 1.405
MB5070AM 360 degree oil groove in position 5 crank flange length mm	M 507U M 507L	3 Pairs	1,2,4	2.1243/2.1251 53.957/53.978	2.3228/2.3235 58.999/59.017	0.727 18.46	0.0984 2.499
	F5070U F5070L	1 Pair	3	2.1243/2.1251 53.957/53.978	2.3228/2.3235 58.999/59.017	0.986 25.04	0.0984 2.499
	M 507U	1 Pair	5	2.1243/2.1251 53.957/53.978	2.3228/2.3235 58.999/59.017	0.727 18.46	0.0984 2.499
TW2010AM STD/0.10/0.20/0.25/0.5	W2010D W2010E	2 Pairs		2.3425/2.3520 59.500/59.741	2.8720/2.8819 72.949/73.200	0.000 0.00	0.0770 1.956
CR4104XP STD/STDX/0.25/0.5 Optional to CR4104AM (Race bearings, Tri-metal [pMax Black]) with 1.5mm oil hole	C4104-PR	4 Pairs		1.8802/1.8810 47.757/47.777	1.9921/1.9929 50.599/50.620	0.747 18.97	0.0552 1.402
MB5027AM Optional to MB5070AM (360 degree oil groove) crank flange length mm	M 507U	4 Pairs	1,2,4,5	2.1243/2.1251 53.957/53.978	2.3228/2.3235 58.999/59.017	0.727 18.46	0.0984 2.499
	F5070U	1 Pair	3	2.1243/2.1251 53.957/53.978	2.3228/2.3235 58.999/59.017	0.986 25.04	0.0984 2.499
MB5192AM Optional to MB5070AM (flange O/S 0.8mm) crank flange length mm	M 507U M 507L	3 Pairs	1,2,4	2.1243/2.1251 53.957/53.978	2.3228/2.3235 58.999/59.017	0.727 18.46	0.0984 2.499
	F5192U F5192L	1 Pair	3	2.1243/2.1251 53.957/53.978	2.3228/2.3235 58.999/59.017	0.986 25.04	0.0984 2.499
	M 507U	1 Pair	5	2.1243/2.1251 53.957/53.978	2.3228/2.3235 58.999/59.017	0.727 18.46	0.0984 2.499

Volkswagen				Volkswagen			
							
King Set No.	Part No.	Qty.	Position	Crankshaft Diameter	Housing Diameter	Length	Wall Thickness
MB5566AM STD/0.25/0.5/0.75/1.0/1.5 Optional to MB5070AM (requires thrustwashers) 360 degree oil groove in position 4	M 507U M 507L	4 Pairs	1,2,3,5	2.1243/2.1251 53.957/53.978	2.3228/2.3235 58.999/59.017	0.727 18.46	0.0984 2.499
	M 507U	1 Pair	4	2.1243/2.1251 53.957/53.978	2.3228/2.3235 58.999/59.017	0.727 18.46	0.0984 2.499
MB5566XP STD/STDX/0.25/0.5 Optional to MB5566AM (Race bearings, Tri-metal [pMax Black])	M 507U-PR M 507L-PR	4 Pairs	1,2,3,5	2.1243/2.1251 53.957/53.978	2.3228/2.3235 58.999/59.017	0.727 18.46	0.0984 2.499
	M 507U-PR	1 Pair	4	2.1243/2.1251 53.957/53.978	2.3228/2.3235 58.999/59.017	0.727 18.46	0.0984 2.499
MB5028AM STD/0.25/0.5/0.75 Optional to MB5027AM (requires thrustwashers)	M 507U	5 Pairs	1,2,3,4, 5	2.1243/2.1251 53.957/53.978	2.3228/2.3235 58.999/59.017	0.727 18.46	0.0984 2.499
12	ZA 1.3Liter SOHC/OHC, 8 Valves, Gasoline	05/1973 - 10/1981	1297 cc	75.00 X 73.40	4 cyl		12
CR 411AM STD/0.25/0.5/0.75/1.0/1.25/1.5	C 411	4 Pairs		1.8086/1.8094 45.938/45.959	1.9291/1.9297 48.999/49.014	0.747 18.97	0.0591 1.501
CR 411CP STD/0.25/0.5	C 411	4 Pairs		1.8086/1.8094 45.938/45.959	1.9291/1.9297 48.999/49.014	0.747 18.97	0.0594 1.509
MB5070AM 360 degree oil groove in position 5 <i>crank flange length mm</i> STD 24.94/24.89 0.25 25.04/24.99 0.5 25.04/24.99 0.75 25.04/24.99 1.0 25.04/24.99 1.25 25.14/25.09 1.5 25.34/25.29	M 507U M 507L	3 Pairs	1,2,4	2.1243/2.1251 53.957/53.978	2.3228/2.3235 58.999/59.017	0.727 18.46	0.0984 2.499
	F5070U F5070L	1 Pair	3	2.1243/2.1251 53.957/53.978	2.3228/2.3235 58.999/59.017	0.986 25.04	0.0984 2.499
	M 507U	1 Pair	5	2.1243/2.1251 53.957/53.978	2.3228/2.3235 58.999/59.017	0.727 18.46	0.0984 2.499
TW2010AM STD/0.10/0.20/0.25/0.5	W2010D W2010E	2 Pairs		2.3425/2.3520 59.500/59.741	2.8720/2.8819 72.949/73.200	0.000 0.00	0.0770 1.956
MB5027AM Optional to MB5070AM (360 degree oil groove) <i>crank flange length mm</i> STD 24.94/24.89 0.25 25.04/24.99 0.5 25.04/24.99 0.75 25.04/24.99 1.0 25.04/24.99	M 507U	4 Pairs	1,2,4,5	2.1243/2.1251 53.957/53.978	2.3228/2.3235 58.999/59.017	0.727 18.46	0.0984 2.499
	F5070U	1 Pair	3	2.1243/2.1251 53.957/53.978	2.3228/2.3235 58.999/59.017	0.986 25.04	0.0984 2.499
MB5192AM Optional to MB5070AM (flange O/S 0.8mm) <i>crank flange length mm</i> STD 24.94/24.89 0.25 25.74/25.69 0.5 25.74/25.69 0.75 25.74/25.69 1.0 25.74/25.69	M 507U M 507L	3 Pairs	1,2,4	2.1243/2.1251 53.957/53.978	2.3228/2.3235 58.999/59.017	0.727 18.46	0.0984 2.499
	F5192U F5192L	1 Pair	3	2.1243/2.1251 53.957/53.978	2.3228/2.3235 58.999/59.017	0.986 25.04	0.0984 2.499
	M 507U	1 Pair	5	2.1243/2.1251 53.957/53.978	2.3228/2.3235 58.999/59.017	0.727 18.46	0.0984 2.499
MB5566AM STD/0.25/0.5/0.75/1.0/1.5 Optional to MB5070AM (requires thrustwashers) 360 degree oil groove in position 4	M 507U M 507L	4 Pairs	1,2,3,5	2.1243/2.1251 53.957/53.978	2.3228/2.3235 58.999/59.017	0.727 18.46	0.0984 2.499
	M 507U	1 Pair	4	2.1243/2.1251 53.957/53.978	2.3228/2.3235 58.999/59.017	0.727 18.46	0.0984 2.499
MB5566XP STD/STDX/0.25/0.5 Optional to MB5566AM (Race bearings, Tri-metal [pMax Black])	M 507U-PR M 507L-PR	4 Pairs	1,2,3,5	2.1243/2.1251 53.957/53.978	2.3228/2.3235 58.999/59.017	0.727 18.46	0.0984 2.499
	M 507U-PR	1 Pair	4	2.1243/2.1251 53.957/53.978	2.3228/2.3235 58.999/59.017	0.727 18.46	0.0984 2.499
MB5028AM STD/0.25/0.5/0.75 Optional to MB5027AM (requires thrustwashers)	M 507U	5 Pairs	1,2,3,4, 5	2.1243/2.1251 53.957/53.978	2.3228/2.3235 58.999/59.017	0.727 18.46	0.0984 2.499
13	CP 2.4Liter 2 Valves, Diesel	08/1978 - 11/1982	1383 cc	76.50 X 86.40	6 cyl		13
	1E 2.4Liter SOHC/OHC, 12 Valves, Gasoline	04/1975 - 06/1996	2383 cc	76.50 X 86.40	6 cyl		
	ACT 2.4Liter SOHC/OHC, 12 Valves, Diesel	04/1975 - 06/1996	2383 cc	76.50 X 86.40	6 cyl		
	DV 2.4Liter SOHC/OHC, 12 Valves, Diesel Turbocharged	04/1975 - 06/1996	2383 cc	76.50 X 86.40	6 cyl		









Volkswagen				Volkswagen			
King Set No.	Part No.	Qty.	Position	Crankshaft Diameter	Housing Diameter	Length	Wall Thickness
DL 2.4Liter 2 Valves, Gasoline	08/1982 - 07/1992	2383 cc	76.50 X 86.40	6 cyl			
ACL 2.4Liter 2 Valves, Diesel	08/1991 - 12/1995	2383 cc	76.50 X 86.40	6 cyl			
DW 2.4Liter 2 Valves, Diesel	12/1982 - 07/1992	2383 cc	76.50 X 86.40	6 cyl			
1G 2.4Liter 2 Valves, Diesel	08/1988 - 07/1992	2383 cc	76.50 X 86.40	6 cyl			
1S 2.4Liter 2 Valves, Diesel	08/1988 - 12/1995	2383 cc	76.50 X 86.40	6 cyl			
751 2.4Liter 2 Valves, Diesel	09/1983 - 06/1993	2383 cc	76.50 X 86.40	6 cyl			
752 2.4Liter 2 Valves, Diesel	09/1983 - 06/1993	2383 cc	76.50 X 86.40	6 cyl			
CR6617CP STD/0.25/0.5/0.75	C 437	6 Pairs		1.8802/1.8810 47.757/47.777	1.9921/1.9929 50.599/50.620	0.747 18.97	0.0553 1.405
MB 776AM crank flange length mm STD 24.94/24.89 0.25 25.04/24.99 0.5 25.04/24.99 0.75 25.04/24.99 1.0 25.04/24.99	M 601U M 601L F 601U F 601L	6 Pairs 1 Pair	1,2,3,5, 6,7 4	2.2818/2.2826 57.958/57.978 2.2818/2.2826 57.958/57.978	2.4803/2.4810 63.000/63.017 2.4803/2.4810 63.000/63.017	0.727 18.47 0.986 25.04	0.0984 2.499 0.0984 2.499
MB7001AM STD/0.25/0.5/0.75/1.0 requires thrustwashers	M 601U M 601L	7 Pairs	1,2,3,4, 5,6,7	2.2818/2.2826 57.958/57.978	2.4803/2.4810 63.000/63.017	0.727 18.47	0.0984 2.499
TW2009AM STD/0.25/0.5	W2009D W2009E	2 Pairs		2.5000 63.500	3.0394 77.201	0.000 0.00	0.0780 1.981
14	BLG 1.4Liter DOHC, 16 Valves, Gasoline Turbocharged	02/2003 -	1390 cc	76.50 X 75.60	4 cyl		14
	CAVA 1.4Liter DOHC, 16 Valves, Gasoline Turbocharged	09/2007 -	1390 cc	76.50 X 75.60	4 cyl		
	BTS 1.6Liter DOHC, 16 Valves, Gasoline	10/2001 -	1598 cc	76.50 X 86.90	4 cyl		
CR4527XA STD/0.25/0.5/0.75	C4527U C4527L	4 Pairs		1.8804/1.8810 47.762/47.777	1.9921/1.9926 50.599/50.612	0.673 17.10	0.0554 1.407
MB5660SI STD/0.25/0.5/0.75	M5660U M5660L	5 Pairs		2.1245/2.1251 53.962/53.978	2.3228/2.3235 58.999/59.017	0.727 18.46	0.0987 2.507
TW2010AM STD/0.10/0.20/0.25/0.5	W2010D W2010E	2 Pairs		2.3425/2.3520 59.500/59.741	2.8720/2.8819 72.949/73.200	0.000 0.00	0.0770 1.956
15	AKP 1.4Liter SOHC/OHC, 8 Valves, Gasoline	04/1997 - 10/2001	1390 cc	76.50 X 75.60	4 cyl		15
	AUD 1.4Liter SOHC/OHC, 8 Valves, Gasoline	11/1995 - 07/2005	1390 cc	76.50 X 75.60	4 cyl		
	APE 1.4Liter DOHC, 16 Valves, Gasoline	11/1995 - 06/2006	1390 cc	76.50 X 75.60	4 cyl		
	BCB 1.6Liter DOHC, 16 Valves, Gasoline	08/1997 - 06/2006	1598 cc	76.50 X 86.90	4 cyl		
	ALM 1.6Liter SOHC/OHC, 8 Valves, Gasoline	11/1995 - 07/2002	1598 cc	76.50 X 86.90	4 cyl		
CR4251AM STD/0.25/0.5/0.75/1.0	C4251	4 Pairs		1.8804/1.8810 47.762/47.777	1.9921/1.9926 50.599/50.612	0.728 18.50	0.0552 1.402
MB5660SI STD/0.25/0.5/0.75	M5660U M5660L	5 Pairs		2.1245/2.1251 53.962/53.978	2.3228/2.3235 58.999/59.017	0.727 18.46	0.0987 2.507
TW2010AM STD/0.10/0.20/0.25/0.5	W2010D W2010E	2 Pairs		2.3425/2.3520 59.500/59.741	2.8720/2.8819 72.949/73.200	0.000 0.00	0.0770 1.956

Volkswagen				Volkswagen			
							
King Set No.	Part No.	Qty.	Position	Crankshaft Diameter	Housing Diameter	Length	Wall Thickness
16	BKR 1.4Liter DOHC, 4 Valves, Gasoline			1390 cc 76.50 X 75.60	4 cyl		16
CR4340CP STD/0.25/0.5/0.75/1.0	C4340	4 Pairs		1.8804/1.8810 47.762/47.777	1.9921/1.9926 50.599/50.612	0.724 18.40	0.0554 1.407
TW2010AM STD/0.10/0.20/0.25/0.5	W2010D W2010E	2 Pairs		2.3425/2.3520 59.500/59.741	2.8720/2.8819 72.949/73.200	0.000 0.00	0.0770 1.956
17	EH 1.5Liter 2 Valves, Gasoline	08/1977 - 07/1979		1457 cc 79.50 X 73.40	4 cyl		17
	FX 1.5Liter 2 Valves, Gasoline	08/1977 - 07/1980		1457 cc 79.50 X 73.40	4 cyl		
	GH 1.5Liter 2 Valves, Gasoline	08/1979 - 07/1980		1457 cc 79.50 X 73.40	4 cyl		
	FD 1.5Liter 2 Valves, Gasoline	02/1974 - 09/1975		1471 cc 76.50 X 80.00	4 cyl		
	ZB 1.5Liter 2 Valves, Gasoline	05/1973 - 07/1974		1471 cc 76.50 X 80.00	4 cyl		
	ZC 1.5Liter 2 Valves, Gasoline	05/1973 - 12/1975		1471 cc 76.50 X 80.00	4 cyl		
	EE 1.6Liter 2 Valves, Gasoline	02/1976 - 07/1977		1588 cc 79.50 X 80.00	4 cyl		
	EF 1.6Liter 2 Valves, Gasoline	02/1976 - 07/1976		1588 cc 79.50 X 80.00	4 cyl		
	EJ 1.6Liter 2 Valves, Gasoline	08/1979 - 07/1980		1588 cc 79.50 X 80.00	4 cyl		
	EM 1.6Liter 2 Valves, Gasoline	08/1979 - 02/1984		1588 cc 79.50 X 80.00	4 cyl		
	FN 1.6Liter 2 Valves, Gasoline	08/1975 - 07/1991		1588 cc 79.50 X 80.00	4 cyl		
	FP 1.6Liter	08/1975 - 12/1983		1588 cc	0 cyl		
	FR 1.6Liter 2 Valves, Gasoline	08/1975 - 02/1984		1588 cc 79.50 X 80.00	4 cyl		
	WV 1.6Liter 2 Valves, Gasoline	08/1981 - 07/1983		1588 cc 79.50 X 86.40	4 cyl		
	YP 1.6Liter 2 Valves, Gasoline	09/1975 - 12/1982		1588 cc 79.50 X 80.00	4 cyl		
	YV 1.6Liter 2 Valves, Gasoline	09/1975 - 12/1983		1588 cc 79.50 X 80.00	4 cyl		
	496 1.6Liter 2 Valves, Gasoline	12/1977 - 01/1984		1588 cc 79.50 X 80.00	4 cyl		
	JF 1.7Liter 2 Valves, Gasoline	01/1982 - 07/1984		1716 cc 79.50 X 86.40	4 cyl		
	WT 1.7Liter 2 Valves, Gasoline	08/1981 - 07/1983		1716 cc 79.50 X 86.40	4 cyl		
CR 411AM STD/0.25/0.5/0.75/1.0/1.25/1.5	C 411	4 Pairs		1.8086/1.8094 45.938/45.959	1.9291/1.9297 48.999/49.014	0.747 18.97	0.0591 1.501
CR 411CP STD/0.25/0.5	C 411	4 Pairs		1.8086/1.8094 45.938/45.959	1.9291/1.9297 48.999/49.014	0.747 18.97	0.0594 1.509
MB5070AM 360 degree oil groove in position 5 crank flange length mm STD 24.94/24.89 0.25 25.04/24.99 0.5 25.04/24.99 0.75 25.04/24.99 1.0 25.04/24.99 1.25 25.14/25.09 1.5 25.34/25.29	M 507U M 507L	3 Pairs	1,2,4	2.1243/2.1251 53.957/53.978	2.3228/2.3235 58.999/59.017	0.727 18.46	0.0984 2.499
	F5070U F5070L	1 Pair	3	2.1243/2.1251 53.957/53.978	2.3228/2.3235 58.999/59.017	0.986 25.04	0.0984 2.499
	M 507U	1 Pair	5	2.1243/2.1251 53.957/53.978	2.3228/2.3235 58.999/59.017	0.727 18.46	0.0984 2.499
MB5149AM crank flange length mm STD 24.94/24.89 0.25 25.04/24.99 0.5 25.04/24.99 0.75 25.04/24.99 1.0 25.04/24.99	M 507U M 507L	4 Pairs	1,2,4,5	2.1243/2.1251 53.957/53.978	2.3228/2.3235 58.999/59.017	0.727 18.46	0.0984 2.499
	F5070U F5070L	1 Pair	3	2.1243/2.1251 53.957/53.978	2.3228/2.3235 58.999/59.017	0.986 25.04	0.0984 2.499

Volkswagen

Volkswagen









King Set No.	Part No.	Qty.	Position	Crankshaft Diameter	Housing Diameter	Length	Wall Thickness
MB5027AM Optional to MB5070AM (360 degree oil groove) crank flange length mm STD 24.94/24.89 0.25 25.04/24.99 0.5 25.04/24.99 0.75 25.04/24.99 1.0 25.04/24.99	M 507U	4 Pairs	1,2,4,5	2.1243/2.1251 53.957/53.978	2.3228/2.3235 58.999/59.017	0.727 18.46	0.0984 2.499
	F5070U	1 Pair	3	2.1243/2.1251 53.957/53.978	2.3228/2.3235 58.999/59.017	0.986 25.04	0.0984 2.499
MB5192AM Optional to MB5070AM (flange O/S 0.8mm) crank flange length mm STD 24.94/24.89 0.25 25.74/25.69 0.5 25.74/25.69 0.75 25.74/25.69 1.0 25.74/25.69	M 507U M 507L	3 Pairs	1,2,4	2.1243/2.1251 53.957/53.978	2.3228/2.3235 58.999/59.017	0.727 18.46	0.0984 2.499
	F5192U F5192L	1 Pair	3	2.1243/2.1251 53.957/53.978	2.3228/2.3235 58.999/59.017	0.986 25.04	0.0984 2.499
	M 507U	1 Pair	5	2.1243/2.1251 53.957/53.978	2.3228/2.3235 58.999/59.017	0.727 18.46	0.0984 2.499
MB5566AM STD/0.25/0.5/0.75/1.0/1.5 Optional to MB5070AM (requires thrustwashers) 360 degree oil groove in position 4	M 507U M 507L	4 Pairs	1,2,3,5	2.1243/2.1251 53.957/53.978	2.3228/2.3235 58.999/59.017	0.727 18.46	0.0984 2.499
	M 507U	1 Pair	4	2.1243/2.1251 53.957/53.978	2.3228/2.3235 58.999/59.017	0.727 18.46	0.0984 2.499
MB5566XP STD/STDX/0.25/0.5 Optional to MB5566AM (Race bearings, Tri-metal [pMax Black])	M 507U-PR M 507L-PR	4 Pairs	1,2,3,5	2.1243/2.1251 53.957/53.978	2.3228/2.3235 58.999/59.017	0.727 18.46	0.0984 2.499
	M 507U-PR	1 Pair	4	2.1243/2.1251 53.957/53.978	2.3228/2.3235 58.999/59.017	0.727 18.46	0.0984 2.499
MB5028AM STD/0.25/0.5/0.75 Optional to MB5027AM (requires thrustwashers)	M 507U	5 Pairs	1,2,3,4,5	2.1243/2.1251 53.957/53.978	2.3228/2.3235 58.999/59.017	0.727 18.46	0.0984 2.499
18 682 1.5Liter 2 Valves, Diesel	12/1977 - 01/1982	1471 cc	76.50 X 80.00	4 cyl	18		
CR 437AM STD/0.25/0.5/0.75/1.0/1.25	C 437	4 Pairs		1.8802/1.8810 47.757/47.777	1.9921/1.9929 50.599/50.620	0.748 19.00	0.0552 1.402
CR 437CP STD/0.25/0.5/0.75/1.00	C 437	4 Pairs		1.8802/1.8810 47.757/47.777	1.9921/1.9929 50.599/50.620	0.747 18.97	0.0553 1.405
MB5070AM 360 degree oil groove in position 5 crank flange length mm STD 24.94/24.89 0.25 25.04/24.99 0.5 25.04/24.99 0.75 25.04/24.99 1.0 25.04/24.99 1.25 25.14/25.09 1.5 25.34/25.29	M 507U M 507L	3 Pairs	1,2,4	2.1243/2.1251 53.957/53.978	2.3228/2.3235 58.999/59.017	0.727 18.46	0.0984 2.499
	F5070U F5070L	1 Pair	3	2.1243/2.1251 53.957/53.978	2.3228/2.3235 58.999/59.017	0.986 25.04	0.0984 2.499
	M 507U	1 Pair	5	2.1243/2.1251 53.957/53.978	2.3228/2.3235 58.999/59.017	0.727 18.46	0.0984 2.499
MB5149AM crank flange length mm STD 24.94/24.89 0.25 25.04/24.99 0.5 25.04/24.99 0.75 25.04/24.99 1.0 25.04/24.99	M 507U M 507L	4 Pairs	1,2,4,5	2.1243/2.1251 53.957/53.978	2.3228/2.3235 58.999/59.017	0.727 18.46	0.0984 2.499
	F5070U F5070L	1 Pair	3	2.1243/2.1251 53.957/53.978	2.3228/2.3235 58.999/59.017	0.986 25.04	0.0984 2.499
MB5027AM Optional to MB5070AM (360 degree oil groove) crank flange length mm STD 24.94/24.89 0.25 25.04/24.99 0.5 25.04/24.99 0.75 25.04/24.99 1.0 25.04/24.99	M 507U	4 Pairs	1,2,4,5	2.1243/2.1251 53.957/53.978	2.3228/2.3235 58.999/59.017	0.727 18.46	0.0984 2.499
	F5070U	1 Pair	3	2.1243/2.1251 53.957/53.978	2.3228/2.3235 58.999/59.017	0.986 25.04	0.0984 2.499
MB5192AM Optional to MB5070AM (flange O/S 0.8mm) crank flange length mm STD 24.94/24.89 0.25 25.74/25.69 0.5 25.74/25.69 0.75 25.74/25.69 1.0 25.74/25.69	M 507U M 507L	3 Pairs	1,2,4	2.1243/2.1251 53.957/53.978	2.3228/2.3235 58.999/59.017	0.727 18.46	0.0984 2.499
	F5192U F5192L	1 Pair	3	2.1243/2.1251 53.957/53.978	2.3228/2.3235 58.999/59.017	0.986 25.04	0.0984 2.499
	M 507U	1 Pair	5	2.1243/2.1251 53.957/53.978	2.3228/2.3235 58.999/59.017	0.727 18.46	0.0984 2.499

Volkswagen				Volkswagen			
							
King Set No.	Part No.	Qty.	Position	Crankshaft Diameter	Housing Diameter	Length	Wall Thickness
MB5566AM STD/0.25/0.5/0.75/1.0/1.5 Optional to MB5070AM (requires thrustwashers) 360 degree oil groove in position 4	M 507U M 507L	4 Pairs	1,2,3,5	2.1243/2.1251 53.957/53.978	2.3228/2.3235 58.999/59.017	0.727 18.46	0.0984 2.499
	M 507U	1 Pair	4	2.1243/2.1251 53.957/53.978	2.3228/2.3235 58.999/59.017	0.727 18.46	0.0984 2.499
MB5566XP STD/STD/0.25/0.5 Optional to MB5566AM (Race bearings, Tri-metal [pMax Black])	M 507U-PR M 507L-PR	4 Pairs	1,2,3,5	2.1243/2.1251 53.957/53.978	2.3228/2.3235 58.999/59.017	0.727 18.46	0.0984 2.499
	M 507U-PR	1 Pair	4	2.1243/2.1251 53.957/53.978	2.3228/2.3235 58.999/59.017	0.727 18.46	0.0984 2.499
MB5028AM STD/0.25/0.5/0.75 Optional to MB5027AM (requires thrustwashers)	M 507U	5 Pairs	1,2,3,4, 5	2.1243/2.1251 53.957/53.978	2.3228/2.3235 58.999/59.017	0.727 18.46	0.0984 2.499
19	CS 1.6Liter 2 Valves, Diesel	01/1981 - 07/1987	1588 cc	76.50 X 86.40	4 cyl		19
CR 437AM STD/0.25/0.5/0.75/1.0/1.25	C 437	4 Pairs		1.8802/1.8810 47.757/47.777	1.9921/1.9929 50.599/50.620	0.748 19.00	0.0552 1.402
CR 437CP STD/0.25/0.5/0.75/1.00	C 437	4 Pairs		1.8802/1.8810 47.757/47.777	1.9921/1.9929 50.599/50.620	0.747 18.97	0.0553 1.405
MB5149AM crank flange length mm STD 24.94/24.89 0.25 25.04/24.99 0.5 25.04/24.99 0.75 25.04/24.99 1.0 25.04/24.99	M 507U M 507L	4 Pairs	1,2,4,5	2.1243/2.1251 53.957/53.978	2.3228/2.3235 58.999/59.017	0.727 18.46	0.0984 2.499
	F5070U F5070L	1 Pair	3	2.1243/2.1251 53.957/53.978	2.3228/2.3235 58.999/59.017	0.986 25.04	0.0984 2.499
20	JP 1.6Liter 2 Valves, Diesel	08/1983 -	1588 cc	76.50 X 86.40	4 cyl		20
	JX 1.6Liter 2 Valves, Diesel	08/1984 - 07/1992	1588 cc	76.50 X 86.40	4 cyl		
	68A 1.6Liter 2 Valves, Diesel	04/1983 - 08/1988	1588 cc	76.50 X 86.40	4 cyl		
	68C 1.6Liter 2 Valves, Diesel	04/1983 - 03/1994	1588 cc	76.50 X 86.40	4 cyl		
	68D 1.6Liter 2 Valves, Diesel	03/1989 - 03/1994	1588 cc	76.50 X 86.40	4 cyl		
	685 1.6Liter 2 Valves, Diesel		1588 cc	76.50 X 86.40	4 cyl		
	ME 1.6Liter 2 Valves, Diesel	05/1988 -	1588 cc	76.50 X 86.40	4 cyl		
	MF 1.6Liter 2 Valves, Diesel	05/1988 -	1588 cc	76.50 X 86.40	4 cyl		
	SB 1.6Liter 2 Valves, Diesel	08/1989 -	1588 cc	76.50 X 86.40	4 cyl		
	1V 1.6Liter 2 Valves, Diesel	08/1989 -	1588 cc	76.50 X 86.40	4 cyl		
	686 1.6Liter 2 Valves, Diesel	03/1989 - 12/1990	1588 cc	76.50 X 86.40	4 cyl		
CR 437AM STD/0.25/0.5/0.75/1.0/1.25	C 437	4 Pairs		1.8802/1.8810 47.757/47.777	1.9921/1.9929 50.599/50.620	0.748 19.00	0.0552 1.402
CR 437CP STD/0.25/0.5/0.75/1.00	C 437	4 Pairs		1.8802/1.8810 47.757/47.777	1.9921/1.9929 50.599/50.620	0.747 18.97	0.0553 1.405
MB5149AM crank flange length mm STD 24.94/24.89 0.25 25.04/24.99 0.5 25.04/24.99 0.75 25.04/24.99 1.0 25.04/24.99	M 507U M 507L	4 Pairs	1,2,4,5	2.1243/2.1251 53.957/53.978	2.3228/2.3235 58.999/59.017	0.727 18.46	0.0984 2.499
	F5070U F5070L	1 Pair	3	2.1243/2.1251 53.957/53.978	2.3228/2.3235 58.999/59.017	0.986 25.04	0.0984 2.499
MB5269AM STD/0.25/0.5/0.75/1.0 180 degree oil groove	M 507U M 507L	5 Pairs	1,2,3,4, 5	2.1243/2.1251 53.957/53.978	2.3228/2.3235 58.999/59.017	0.727 18.46	0.0984 2.499
MB5566AM STD/0.25/0.5/0.75/1.0/1.5 360 degree oil groove in position 4	M 507U M 507L	4 Pairs	1,2,3,5	2.1243/2.1251 53.957/53.978	2.3228/2.3235 58.999/59.017	0.727 18.46	0.0984 2.499
	M 507U	1 Pair	4	2.1243/2.1251 53.957/53.978	2.3228/2.3235 58.999/59.017	0.727 18.46	0.0984 2.499

Volkswagen

Volkswagen









King Set No.	Part No.	Qty.	Position	Crankshaft Diameter	Housing Diameter	Length	Wall Thickness
TW2010AM STD/0.10/0.20/0.25/0.5	W2010D W2010E	2 Pairs		2.3425/2.3520 59.500/59.741	2.8720/2.8819 72.949/73.200	0.000 0.00	0.0770 1.956
MB5566XP STD/STDx/0.25/0.5 Optional to MB5566AM (Race bearings, Tri-metal [pMax Black])	M 507U-PR M 507L-PR	4 Pairs	1,2,3,5	2.1243/2.1251 53.957/53.978	2.3228/2.3235 58.999/59.017	0.727 18.46	0.0984 2.499
	M 507U-PR	1 Pair	4	2.1243/2.1251 53.957/53.978	2.3228/2.3235 58.999/59.017	0.727 18.46	0.0984 2.499
21	ADK 1.6Liter 2 Valves, Diesel	04/1994 - 07/1986	1588 cc	76.50 X 86.40	4 cyl		21
	AKU 1.8Liter SOHC/OHC, 8 Valves, Diesel	09/1994 - 07/2005	1716 cc	79.50 X 86.40	4 cyl		
	AHB 1.7Liter 2 Valves, Diesel	07/1996 -	1716 cc	79.50 X 86.40	4 cyl		
	AHG 1.7Liter 2 Valves, Diesel	04/1997 - 12/1999	1716 cc	79.50 X 86.40	4 cyl		
	AKW 1.7Liter 2 Valves, Diesel	11/1997 - 08/1999	1716 cc	79.50 X 86.40	4 cyl		
	AQM 1.9Liter SOHC/OHC, 8 Valves, Diesel	11/1995 - 06/2006	1896 cc	79.50 X 95.50	4 cyl		
	ADG 1.9Liter 2 Valves, Diesel	04/1994 -	1896 cc	79.50 X 95.50	4 cyl		
	AEF 1.9Liter 2 Valves, Diesel	10/1994 - 07/2001	1896 cc	79.50 X 95.50	4 cyl		
	ANC 1.9Liter 2 Valves, Diesel	02/2003 -	1896 cc	79.50 X 95.50	4 cyl		
	ASY 1.9Liter 2 Valves, Diesel	11/2001 -	1896 cc	79.50 X 95.50	4 cyl		
	AYQ 1.9Liter 2 Valves, Diesel	- 06/2003	1896 cc	79.50 X 95.50	4 cyl		
	BGL 1.9Liter 2 Valves, Diesel	02/2003 -	1896 cc	79.50 X 95.50	4 cyl		
	BGM 1.9Liter 2 Valves, Diesel	02/2003 -	1896 cc	79.50 X 95.50	4 cyl		
CR 437CP STD/0.25/0.5/0.75/1.00	C 437	4 Pairs		1.8802/1.8810 47.757/47.777	1.9921/1.9929 50.599/50.620	0.747 18.97	0.0553 1.405
MB5269AM STD/0.25/0.5/0.75/1.0 180 degree oil groove	M 507U M 507L	5 Pairs	1,2,3,4, 5	2.1243/2.1251 53.957/53.978	2.3228/2.3235 58.999/59.017	0.727 18.46	0.0984 2.499
TW2010AM STD/0.10/0.20/0.25/0.5	W2010D W2010E	2 Pairs		2.3425/2.3520 59.500/59.741	2.8720/2.8819 72.949/73.200	0.000 0.00	0.0770 1.956
22	RA 1.6Liter SOHC/OHC, 8 Valves, Diesel Turbocharged	08/1980 - 06/1997	1588 cc	76.50 X 86.40	4 cyl		22
	1Y 1.9Liter SOHC/OHC, 8 Valves, Diesel	02/1988 - 01/2004	1896 cc	79.50 X 95.50	4 cyl		
CR 437AM STD/0.25/0.5/0.75/1.0/1.25	C 437	4 Pairs		1.8802/1.8810 47.757/47.777	1.9921/1.9929 50.599/50.620	0.748 19.00	0.0552 1.402
CR 437CP STD/0.25/0.5/0.75/1.00	C 437	4 Pairs		1.8802/1.8810 47.757/47.777	1.9921/1.9929 50.599/50.620	0.747 18.97	0.0553 1.405
MB5269AM STD/0.25/0.5/0.75/1.0 180 degree oil groove	M 507U M 507L	5 Pairs	1,2,3,4, 5	2.1243/2.1251 53.957/53.978	2.3228/2.3235 58.999/59.017	0.727 18.46	0.0984 2.499
MB5566AM STD/0.25/0.5/0.75/1.0/1.5 360 degree oil groove in position 4	M 507U M 507L	4 Pairs	1,2,3,5	2.1243/2.1251 53.957/53.978	2.3228/2.3235 58.999/59.017	0.727 18.46	0.0984 2.499
	M 507U	1 Pair	4	2.1243/2.1251 53.957/53.978	2.3228/2.3235 58.999/59.017	0.727 18.46	0.0984 2.499
TW2010AM STD/0.10/0.20/0.25/0.5	W2010D W2010E	2 Pairs		2.3425/2.3520 59.500/59.741	2.8720/2.8819 72.949/73.200	0.000 0.00	0.0770 1.956
MB5566XP STD/STDx/0.25/0.5 Optional to MB5566AM (Race bearings, Tri-metal [pMax Black])	M 507U-PR M 507L-PR	4 Pairs	1,2,3,5	2.1243/2.1251 53.957/53.978	2.3228/2.3235 58.999/59.017	0.727 18.46	0.0984 2.499
	M 507U-PR	1 Pair	4	2.1243/2.1251 53.957/53.978	2.3228/2.3235 58.999/59.017	0.727 18.46	0.0984 2.499

Volkswagen				Volkswagen				
 King Set No.		 Part No.	 Qty.	 Position	 Crankshaft Diameter	 Housing Diameter	 Length	 Wall Thickness
23	CY 1.6Liter SOHC/OHC, 8 Valves, Diesel Turbocharged	04/1974 - 06/1989	1588 cc	76.50 X 86.50	4 cyl			23
	CR 1.6Liter SOHC/OHC, 8 Valves, Diesel	05/1973 - 12/1992	1588 cc	76.50 X 86.50	4 cyl			
CR 437AM	STD/0.25/0.5/0.75/1.0/1.25	C 437	4 Pairs		1.8802/1.8810 47.757/47.777	1.9921/1.9929 50.599/50.620	0.748 19.00	0.0552 1.402
CR 437CP	STD/0.25/0.5/0.75/1.00	C 437	4 Pairs		1.8802/1.8810 47.757/47.777	1.9921/1.9929 50.599/50.620	0.747 18.97	0.0553 1.405
MB5070AM 360 degree oil groove in position 5 <i>crank flange length mm</i> STD 24.94/24.89 0.25 25.04/24.99 0.5 25.04/24.99 0.75 25.04/24.99 1.0 25.04/24.99 1.25 25.14/25.09 1.5 25.34/25.29	M 507U M 507L	3 Pairs	1,2,4		2.1243/2.1251 53.957/53.978	2.3228/2.3235 58.999/59.017	0.727 18.46	0.0984 2.499
	F5070U F5070L	1 Pair	3		2.1243/2.1251 53.957/53.978	2.3228/2.3235 58.999/59.017	0.986 25.04	0.0984 2.499
	M 507U	1 Pair	5		2.1243/2.1251 53.957/53.978	2.3228/2.3235 58.999/59.017	0.727 18.46	0.0984 2.499
MB5027AM Optional to MB5070AM (360 degree oil groove) <i>crank flange length mm</i> STD 24.94/24.89 0.25 25.04/24.99 0.5 25.04/24.99 0.75 25.04/24.99 1.0 25.04/24.99	M 507U	4 Pairs	1,2,4,5		2.1243/2.1251 53.957/53.978	2.3228/2.3235 58.999/59.017	0.727 18.46	0.0984 2.499
	F5070U	1 Pair	3		2.1243/2.1251 53.957/53.978	2.3228/2.3235 58.999/59.017	0.986 25.04	0.0984 2.499
MB5192AM Optional to MB5070AM (flange O/S 0.8mm) <i>crank flange length mm</i> STD 24.94/24.89 0.25 25.74/25.69 0.5 25.74/25.69 0.75 25.74/25.69 1.0 25.74/25.69	M 507U M 507L	3 Pairs	1,2,4		2.1243/2.1251 53.957/53.978	2.3228/2.3235 58.999/59.017	0.727 18.46	0.0984 2.499
	F5192U F5192L	1 Pair	3		2.1243/2.1251 53.957/53.978	2.3228/2.3235 58.999/59.017	0.986 25.04	0.0984 2.499
	M 507U	1 Pair	5		2.1243/2.1251 53.957/53.978	2.3228/2.3235 58.999/59.017	0.727 18.46	0.0984 2.499
MB5566AM STD/0.25/0.5/0.75/1.0/1.5 Optional to MB5070AM (requires thrustwashers) 360 degree oil groove in position 4	M 507U M 507L	4 Pairs	1,2,3,5		2.1243/2.1251 53.957/53.978	2.3228/2.3235 58.999/59.017	0.727 18.46	0.0984 2.499
	M 507U	1 Pair	4		2.1243/2.1251 53.957/53.978	2.3228/2.3235 58.999/59.017	0.727 18.46	0.0984 2.499
MB5566XP STD/STDX/0.25/0.5 Optional to MB5566AM (Race bearings, Tri-metal [pMax Black])	M 507U-PR M 507L-PR	4 Pairs	1,2,3,5		2.1243/2.1251 53.957/53.978	2.3228/2.3235 58.999/59.017	0.727 18.46	0.0984 2.499
	M 507U-PR	1 Pair	4		2.1243/2.1251 53.957/53.978	2.3228/2.3235 58.999/59.017	0.727 18.46	0.0984 2.499
MB5028AM STD/0.25/0.5/0.75 Optional to MB5027AM (requires thrustwashers)	M 507U	5 Pairs	1,2,3,4,5		2.1243/2.1251 53.957/53.978	2.3228/2.3235 58.999/59.017	0.727 18.46	0.0984 2.499
24	JK 1.6Liter SOHC/OHC, 8 Valves, Diesel	04/1974 - 12/1992	1589 cc	76.50 X 86.40	4 cyl			24
	JR 1.6Liter SOHC/OHC, 8 Valves, Diesel Turbocharged	08/1983 - 12/1992	1589 cc	76.50 X 86.40	4 cyl			
	KY 1.8Liter SOHC/OHC, 8 Valves, Diesel	05/1979 - 12/1992	1715 cc	79.50 X 86.40	4 cyl			
CR 437AM	STD/0.25/0.5/0.75/1.0/1.25	C 437	4 Pairs		1.8802/1.8810 47.757/47.777	1.9921/1.9929 50.599/50.620	0.748 19.00	0.0552 1.402
CR 437CP	STD/0.25/0.5/0.75/1.00	C 437	4 Pairs		1.8802/1.8810 47.757/47.777	1.9921/1.9929 50.599/50.620	0.747 18.97	0.0553 1.405
MB5070AM 360 degree oil groove in position 5 <i>crank flange length mm</i> STD 24.94/24.89 0.25 25.04/24.99 0.5 25.04/24.99 0.75 25.04/24.99 1.0 25.04/24.99 1.25 25.14/25.09 1.5 25.34/25.29	M 507U M 507L	3 Pairs	1,2,4		2.1243/2.1251 53.957/53.978	2.3228/2.3235 58.999/59.017	0.727 18.46	0.0984 2.499
	F5070U F5070L	1 Pair	3		2.1243/2.1251 53.957/53.978	2.3228/2.3235 58.999/59.017	0.986 25.04	0.0984 2.499
	M 507U	1 Pair	5		2.1243/2.1251 53.957/53.978	2.3228/2.3235 58.999/59.017	0.727 18.46	0.0984 2.499

Volkswagen









Volkswagen

King Set No.	Part No.	Qty.	Position	Crankshaft Diameter	Housing Diameter	Length	Wall Thickness
MB5269AM STD/0.25/0.5/0.75/1.0 180 degree oil groove	M 507U M 507L	5 Pairs	1,2,3,4, 5	2.1243/2.1251 53.957/53.978	2.3228/2.3235 58.999/59.017	0.727 18.46	0.0984 2.499
TW2010AM STD/0.10/0.20/0.25/0.5	W2010D W2010E	2 Pairs		2.3425/2.3520 59.500/59.741	2.8720/2.8819 72.949/73.200	0.000 0.00	0.0770 1.956
MB5027AM Optional to MB5070AM (360 degree oil groove) crank flange length mm	M 507U	4 Pairs	1,2,4,5	2.1243/2.1251 53.957/53.978	2.3228/2.3235 58.999/59.017	0.727 18.46	0.0984 2.499
	F5070U	1 Pair	3	2.1243/2.1251 53.957/53.978	2.3228/2.3235 58.999/59.017	0.986 25.04	0.0984 2.499
MB5192AM Optional to MB5070AM (flange O/S 0.8mm) crank flange length mm	M 507U M 507L	3 Pairs	1,2,4	2.1243/2.1251 53.957/53.978	2.3228/2.3235 58.999/59.017	0.727 18.46	0.0984 2.499
	F5192U F5192L	1 Pair	3	2.1243/2.1251 53.957/53.978	2.3228/2.3235 58.999/59.017	0.986 25.04	0.0984 2.499
	M 507U	1 Pair	5	2.1243/2.1251 53.957/53.978	2.3228/2.3235 58.999/59.017	0.727 18.46	0.0984 2.499
MB5566AM STD/0.25/0.5/0.75/1.0/1.5 Optional to MB5070AM (requires thrustwashers) 360 degree oil groove in position 4	M 507U M 507L	4 Pairs	1,2,3,5	2.1243/2.1251 53.957/53.978	2.3228/2.3235 58.999/59.017	0.727 18.46	0.0984 2.499
	M 507U	1 Pair	4	2.1243/2.1251 53.957/53.978	2.3228/2.3235 58.999/59.017	0.727 18.46	0.0984 2.499
MB5566XP STD/STDx/0.25/0.5 Optional to MB5566AM (Race bearings, Tri-metal [pMax Black])	M 507U-PR M 507L-PR	4 Pairs	1,2,3,5	2.1243/2.1251 53.957/53.978	2.3228/2.3235 58.999/59.017	0.727 18.46	0.0984 2.499
	M 507U-PR	1 Pair	4	2.1243/2.1251 53.957/53.978	2.3228/2.3235 58.999/59.017	0.727 18.46	0.0984 2.499
MB5028AM STD/0.25/0.5/0.75 Optional to MB5027AM (requires thrustwashers)	M 507U	5 Pairs	1,2,3,4, 5	2.1243/2.1251 53.957/53.978	2.3228/2.3235 58.999/59.017	0.727 18.46	0.0984 2.499
25	AKS 1.6Liter SOHC/OHC, 8 Valves, Gasoline	02/1988 - 07/2002	1595 cc	81.00 X 77.40	4 cyl		25
	AFT 1.6Liter 2 Valves, Gasoline	07/1995 -	1595 cc	81.00 X 77.40	4 cyl		
	AGG 2.0Liter 2 Valves, Gasoline	07/1995 -	1984 cc	82.50 X 92.80	4 cyl		
	AKR 2.0Liter 2 Valves, Gasoline	04/1997 -	1984 cc	82.50 X 92.80	4 cyl		
CR4104AM STD/0.25/0.5/0.75/1.0/1.5 with 1.5mm oil hole	C4104	4 Pairs		1.8802/1.8810 47.757/47.777	1.9921/1.9929 50.599/50.620	0.747 18.97	0.0552 1.402
CR4104CP STD/0.25/0.5/0.75/1.0 with 1.5mm oil hole	C4104	4 Pairs		1.8802/1.8810 47.757/47.777	1.9921/1.9929 50.599/50.620	0.747 18.97	0.0553 1.405
MB5269AM STD/0.25/0.5/0.75/1.0 - 2000 180 degree oil groove	M 507U M 507L	5 Pairs	1,2,3,4, 5	2.1243/2.1251 53.957/53.978	2.3228/2.3235 58.999/59.017	0.727 18.46	0.0984 2.499
MB5566AM STD/0.25/0.5/0.75/1.0/1.5 360 degree oil groove in position 4	M 507U M 507L	4 Pairs	1,2,3,5	2.1243/2.1251 53.957/53.978	2.3228/2.3235 58.999/59.017	0.727 18.46	0.0984 2.499
	M 507U	1 Pair	4	2.1243/2.1251 53.957/53.978	2.3228/2.3235 58.999/59.017	0.727 18.46	0.0984 2.499
MB5661SI STD/0.25/0.5/0.75 2000 - 180 degree oil groove	M5661U M5661L	5 Pairs		2.1245/2.1251 53.962/53.978	2.3228/2.3235 58.999/59.017	0.727 18.46	0.0987 2.507
TW2010AM STD/0.10/0.20/0.25/0.5	W2010D W2010E	2 Pairs		2.3425/2.3520 59.500/59.741	2.8720/2.8819 72.949/73.200	0.000 0.00	0.0770 1.956
CR4104XP STD/STDx/0.25/0.5 Optional to CR4104AM (Race bearings, Tri-metal [pMax Black]) with 1.5mm oil hole	C4104-PR	4 Pairs		1.8802/1.8810 47.757/47.777	1.9921/1.9929 50.599/50.620	0.747 18.97	0.0552 1.402









Volkswagen				Volkswagen				
								
King Set No.	Part No.	Qty.	Position	Crankshaft Diameter	Housing Diameter	Length	Wall Thickness	
MB5566XP STD/STDX/0.25/0.5 Optional to MB5566AM (Race bearings, Tri-metal [pMax Black])	M 507U-PR M 507L-PR	4 Pairs	1,2,3,5	2.1243/2.1251 53.957/53.978	2.3228/2.3235 58.999/59.017	0.727 18.46	0.0984 2.499	
	M 507U-PR	1 Pair	4	2.1243/2.1251 53.957/53.978	2.3228/2.3235 58.999/59.017	0.727 18.46	0.0984 2.499	
26	EW 1.6Liter SOHC/OHC, 8 Valves, Gasoline	04/1974 - 02/2002	1595 cc	81.00 X 77.40	4 cyl		26	
	PL 1.8Liter DOHC, 16 Valves, Gasoline	08/1980 - 12/1992	1781 cc	81.00 X 86.40	4 cyl			
	EV 1.8Liter SOHC/OHC, 8 Valves, Gasoline	04/1974 - 08/1993	1781 cc	81.00 X 86.40	4 cyl			
	GU 1.8Liter SOHC/OHC, 8 Valves, Gasoline	08/1983 - 12/1992	1781 cc	81.00 X 86.40	4 cyl			
	GX 1.8Liter SOHC/OHC, 8 Valves, Gasoline	08/1980 - 12/1992	1781 cc	81.00 X 86.40	4 cyl			
	EX 1.8Liter SOHC/OHC, 8 Valves, Gasoline	01/1979 - 07/1994	1781 cc	81.00 X 86.40	4 cyl			
	RP 1.8Liter SOHC/OHC, 8 Valves, Gasoline	10/1988 - 04/2000	1781 cc	81.00 X 86.40	4 cyl			
	DX 1.8Liter 2, Gasoline	08/1982 - 07/1992	1781 cc	81.00 X 86.40	4 cyl			
	GZ 1.8Liter 2 Valves, Gasoline	01/1984 - 07/1988	1781 cc	81.00 X 86.40	4 cyl			
	HT 1.8Liter 2 Valves, Gasoline	01/1985 - 07/1985	1781 cc	81.00 X 86.40	4 cyl			
	HV 1.8Liter 2 Valves, Gasoline	08/1983 - 07/1987	1781 cc	81.00 X 86.40	4 cyl			
	JH 1.8Liter 2 Valves, Gasoline	05/1983 - 07/1993	1781 cc	81.00 X 86.40	4 cyl			
	KR 1.8Liter 4 Valves, Gasoline	08/1984 - 07/1992	1781 cc	81.00 X 86.40	4 cyl			
	KT 1.8Liter 2 Valves, Gasoline	08/1983 - 07/1987	1781 cc	81.00 X 86.40	4 cyl			
	RG 1.8Liter 2 Valves, Gasoline	02/1986 - 07/1987	1781 cc	81.00 X 86.40	4 cyl			
	RH 1.8Liter 2 Valves, Gasoline	08/1986 -	1781 cc	81.00 X 86.40	4 cyl			
2H 1.8Liter 2 Valves, Gasoline	08/1989 - 07/1993	1781 cc	81.00 X 86.40	4 cyl				
DS 1.8Liter 2 Valves, Gasoline	01/1983 - 07/1988	1781 cc	81.00 X 86.40	4 cyl				
JV 1.8Liter 2 Valves, Gasoline	08/1983 - 07/1998	1781 cc	81.00 X 86.40	4 cyl				
CR4104AM STD/0.25/0.5/0.75/1.0/1.5 with 1.5mm oil hole	C4104	4 Pairs		1.8802/1.8810 47.757/47.777	1.9921/1.9929 50.599/50.620	0.747 18.97	0.0552 1.402	
CR4104CP STD/0.25/0.5/0.75/1.0 with 1.5mm oil hole	C4104	4 Pairs		1.8802/1.8810 47.757/47.777	1.9921/1.9929 50.599/50.620	0.747 18.97	0.0553 1.405	
MB5070AM 360 degree oil groove in position 5 crank flange length mm STD 24.94/24.89 0.25 25.04/24.99 0.5 25.04/24.99 0.75 25.04/24.99 1.0 25.04/24.99 1.25 25.14/25.09 1.5 25.34/25.29	M 507U M 507L	3 Pairs	1,2,4	2.1243/2.1251 53.957/53.978	2.3228/2.3235 58.999/59.017	0.727 18.46	0.0984 2.499	
	F5070U F5070L	1 Pair	3	2.1243/2.1251 53.957/53.978	2.3228/2.3235 58.999/59.017	0.986 25.04	0.0984 2.499	
	M 507U	1 Pair	5	2.1243/2.1251 53.957/53.978	2.3228/2.3235 58.999/59.017	0.727 18.46	0.0984 2.499	
TW2010AM STD/0.10/0.20/0.25/0.5	W2010D W2010E	2 Pairs		2.3425/2.3520 59.500/59.741	2.8720/2.8819 72.949/73.200	0.000 0.00	0.0770 1.956	

Volkswagen

Volkswagen

 King Set No.	 Part No.	 Qty.	 Position	 Crankshaft Diameter	 Housing Diameter	 Length	 Wall Thickness
CR4104XP STD/STDX/0.25/0.5 Optional to CR4104AM (Race bearings, Tri-metal [pMax Black]) with 1.5mm oil hole	C4104-PR	4 Pairs		1.8802/1.8810 47.757/47.777	1.9921/1.9929 50.599/50.620	0.747 18.97	0.0552 1.402
MB5027AM Optional to MB5070AM (360 degree oil groove) <i>crank flange length mm</i> STD 24.94/24.89 0.25 25.04/24.99 0.5 25.04/24.99 0.75 25.04/24.99 1.0 25.04/24.99	M 507U	4 Pairs	1,2,4,5	2.1243/2.1251 53.957/53.978	2.3228/2.3235 58.999/59.017	0.727 18.46	0.0984 2.499
	F5070U	1 Pair	3	2.1243/2.1251 53.957/53.978	2.3228/2.3235 58.999/59.017	0.986 25.04	0.0984 2.499
MB5192AM Optional to MB5070AM (flange O/S 0.8mm) <i>crank flange length mm</i> STD 24.94/24.89 0.25 25.74/25.69 0.5 25.74/25.69 0.75 25.74/25.69 1.0 25.74/25.69	M 507U M 507L	3 Pairs	1,2,4	2.1243/2.1251 53.957/53.978	2.3228/2.3235 58.999/59.017	0.727 18.46	0.0984 2.499
	F5192U F5192L	1 Pair	3	2.1243/2.1251 53.957/53.978	2.3228/2.3235 58.999/59.017	0.986 25.04	0.0984 2.499
	M 507U	1 Pair	5	2.1243/2.1251 53.957/53.978	2.3228/2.3235 58.999/59.017	0.727 18.46	0.0984 2.499
MB5566AM STD/0.25/0.5/0.75/1.0/1.5 Optional to MB5070AM (requires thrustwashers) 360 degree oil groove in position 4	M 507U M 507L	4 Pairs	1,2,3,5	2.1243/2.1251 53.957/53.978	2.3228/2.3235 58.999/59.017	0.727 18.46	0.0984 2.499
	M 507U	1 Pair	4	2.1243/2.1251 53.957/53.978	2.3228/2.3235 58.999/59.017	0.727 18.46	0.0984 2.499
MB5566XP STD/STDX/0.25/0.5 Optional to MB5566AM (Race bearings, Tri-metal [pMax Black])	M 507U-PR M 507L-PR	4 Pairs	1,2,3,5	2.1243/2.1251 53.957/53.978	2.3228/2.3235 58.999/59.017	0.727 18.46	0.0984 2.499
	M 507U-PR	1 Pair	4	2.1243/2.1251 53.957/53.978	2.3228/2.3235 58.999/59.017	0.727 18.46	0.0984 2.499
MB5028AM STD/0.25/0.5/0.75 Optional to MB5027AM (requires thrustwashers)	M 507U	5 Pairs	1,2,3,4, 5	2.1243/2.1251 53.957/53.978	2.3228/2.3235 58.999/59.017	0.727 18.46	0.0984 2.499









27	1F 1.6Liter SOHC/OHC, 8 Valves, Gasoline	07/1982 - 01/2004	1595 cc	81.00 X 77.40	4 cyl	27
	ADP 1.6Liter SOHC/OHC, 8 Valves, Gasoline	08/1996 - 11/2000	1595 cc	81.00 X 77.40	4 cyl	
	RF 1.6Liter 2 Valves, Gasoline	08/1986 -	1595 cc	81.00 X 77.40	4 cyl	
	ABN 1.6Liter 2 Valves, Gasoline	08/1991 -	1595 cc	81.00 X 77.40	4 cyl	
	AEK 1.6Liter 2 Valves, Gasoline	10/1994 - 12/1995	1595 cc	81.00 X 77.40	4 cyl	
	AJH 1.8Liter DOHC, 20 Valves, Gasoline Turbocharged	05/1995 - 03/2010	1781 cc	81.00 X 86.40	4 cyl	
	ACC 1.8Liter SOHC/OHC, 8 Valves, Diesel	08/1991 - 06/2005	1781 cc	81.00 X 86.40	4 cyl	
	PG 1.8Liter SOHC/OHC, 8 Valves, Gasoline Supercharged	08/1983 - 06/1997	1781 cc	81.00 X 86.40	4 cyl	
	PB 1.8Liter 2 Valves, Gasoline	01/1987 -	1781 cc	81.00 X 86.40	4 cyl	
	PF 1.8Liter 2 Valves, Gasoline	01/1987 -	1781 cc	81.00 X 86.40	4 cyl	
	RV 1.8Liter 2 Valves, Gasoline	08/1987 -	1781 cc	81.00 X 86.40	4 cyl	
	1P 1.8Liter 2 Valves, Gasoline	08/1988 - 07/1991	1781 cc	81.00 X 86.40	4 cyl	
	ABS 1.8Liter 2 Valves, Gasoline	08/1991 - 07/1995	1781 cc	81.00 X 86.40	4 cyl	
	9A 2.0Liter DOHC, 16 Valves, Gasoline	01/1984 - 06/1997	1984 cc	82.50 X 92.80	4 cyl	
	ABF 2.0Liter DOHC, 16 Valves, Gasoline	02/1988 - 03/2010	1984 cc	82.50 X 92.80	4 cyl	
ADY 2.0Liter SOHC/OHC, 8 Valves, Gasoline	08/1987 - 03/2010	1984 cc	82.50 X 92.80	4 cyl		









Volkswagen				Volkswagen				
								
King Set No.	Part No.	Qty.	Position	Crankshaft Diameter	Housing Diameter	Length	Wall Thickness	
2E 2.0Liter 2 Valves, Gasoline	01/1990 - 09/1984	1984 cc	82.50 X 92.80	4 cyl				
AEP 2.0Liter 2 Valves, Gasoline	01/1995 -	1984 cc	82.50 X 92.80	4 cyl				
AAC 2.0Liter 2 Valves, Gasoline	09/1990 - 06/2003	1998 cc	81.00 X 95.50	4 cyl				
CR4104AM STD/0.25/0.5/0.75/1.0/1.5 with 1.5mm oil hole	C4104	4 Pairs		1.8802/1.8810 47.757/47.777	1.9921/1.9929 50.599/50.620	0.747 18.97	0.0552 1.402	
CR4104CP STD/0.25/0.5/0.75/1.0 with 1.5mm oil hole	C4104	4 Pairs		1.8802/1.8810 47.757/47.777	1.9921/1.9929 50.599/50.620	0.747 18.97	0.0553 1.405	
MB5566AM STD/0.25/0.5/0.75/1.0/1.5 360 degree oil groove in position 4	M 507U M 507L	4 Pairs	1,2,3,5	2.1243/2.1251 53.957/53.978	2.3228/2.3235 58.999/59.017	0.727 18.46	0.0984 2.499	
	M 507U	1 Pair	4	2.1243/2.1251 53.957/53.978	2.3228/2.3235 58.999/59.017	0.727 18.46	0.0984 2.499	
TW2010AM STD/0.10/0.20/0.25/0.5	W2010D W2010E	2 Pairs		2.3425/2.3520 59.500/59.741	2.8720/2.8819 72.949/73.200	0.000 0.00	0.0770 1.956	
CR4104XP STD/STDX/0.25/0.5 Optional to CR4104AM (Race bearings, Tri-metal [pMax Black]) with 1.5mm oil hole	C4104-PR	4 Pairs		1.8802/1.8810 47.757/47.777	1.9921/1.9929 50.599/50.620	0.747 18.97	0.0552 1.402	
MB5566XP STD/STDX/0.25/0.5 Optional to MB5566AM (Race bearings, Tri-metal [pMax Black])	M 507U-PR M 507L-PR	4 Pairs	1,2,3,5	2.1243/2.1251 53.957/53.978	2.3228/2.3235 58.999/59.017	0.727 18.46	0.0984 2.499	
	M 507U-PR	1 Pair	4	2.1243/2.1251 53.957/53.978	2.3228/2.3235 58.999/59.017	0.727 18.46	0.0984 2.499	
28	APF 1.6Liter 2 Valves, Gasoline	05/1999 -	1595 cc	81.00 X 77.40	4 cyl			
	APT 1.8Liter DOHC, 20 Valves, Gasoline	08/1996 - 06/2006	1781 cc	81.00 X 86.40	4 cyl			
	ANB 1.8Liter DOHC, 20 Valves, Gasoline Turbocharged	08/1996 - 11/2000	1781 cc	81.00 X 86.40	4 cyl			
	ADF 1.8Liter 2 Valves, Gasoline	04/1994 -	1781 cc	81.00 X 86.40	4 cyl			
	AEG 2.0Liter SOHC/OHC, 8 Valves, Gasoline	01/1998 -	1984 cc	82.50 X 92.80	4 cyl			
	BHY 2.0Liter SOHC/OHC, 8 Valves, Gasoline	10/2003 -	1984 cc	82.50 X 92.80	4 cyl			
	ASU 2.0Liter SOHC/OHC, 8 Valves, Gasoline	08/1996 - 11/2000	1984 cc	82.50 X 92.80	4 cyl			
	APK, AQY 2.0Liter SOHC/OHC, 8 Valves, Gasoline	05/2001 - 07/2009	1984 cc	82.50 X 92.80	4 cyl			
	AUZ 2.0Liter 2 Valves, Gasoline		1984 cc	82.50 X 92.80	4 cyl			
	AVA 2.0Liter 2 Valves, Gasoline		1984 cc	82.50 X 92.80	4 cyl			
	CR4104AM STD/0.25/0.5/0.75/1.0/1.5 with 1.5mm oil hole	C4104	4 Pairs	1.8802/1.8810 47.757/47.777	1.9921/1.9929 50.599/50.620	0.747 18.97	0.0552 1.402	
	CR4104CP STD/0.25/0.5/0.75/1.0 with 1.5mm oil hole	C4104	4 Pairs	1.8802/1.8810 47.757/47.777	1.9921/1.9929 50.599/50.620	0.747 18.97	0.0553 1.405	
	MB5566SI STD/0.25/0.5/0.75 180 degree oil groove	M5661U M5661L	5 Pairs	2.1245/2.1251 53.962/53.978	2.3228/2.3235 58.999/59.017	0.727 18.46	0.0987 2.507	
	TW2010AM STD/0.10/0.20/0.25/0.5	W2010D W2010E	2 Pairs	2.3425/2.3520 59.500/59.741	2.8720/2.8819 72.949/73.200	0.000 0.00	0.0770 1.956	
	CR4104XP STD/STDX/0.25/0.5 Optional to CR4104AM (Race bearings, Tri-metal [pMax Black]) with 1.5mm oil hole	C4104-PR	4 Pairs	1.8802/1.8810 47.757/47.777	1.9921/1.9929 50.599/50.620	0.747 18.97	0.0552 1.402	









Volkswagen

Volkswagen

King Set No.	Part No.	Qty.	Position	Crankshaft Diameter	Housing Diameter	Length	Wall Thickness
29	AEH 1.6Liter SOHC/OHC, 8 Valves, Gasoline	10/1988 - 04/2000	1595 cc	81.00 X 77.40	4 cyl		29
	AWH 1.6Liter SOHC/OHC, 8 Valves, Gasoline	01/1998 -	1595 cc	81.00 X 77.40	4 cyl		
	ARG 1.8Liter DOHC, 20 Valves, Gasoline Turbocharged	05/1995 - 06/2006	1781 cc	81.00 X 86.40	4 cyl		
	AQY 2.0Liter SOHC/OHC, 8 Valves, Gasoline	08/1997 - 06/2006	1984 cc	82.50 X 92.80	4 cyl		
CR4104AM STD/0.25/0.5/0.75/1.0/1.5 with 1.5mm oil hole	C4104	4 Pairs		1.8802/1.8810 47.757/47.777	1.9921/1.9929 50.599/50.620	0.747 18.97	0.0552 1.402
CR4104CP STD/0.25/0.5/0.75/1.0 with 1.5mm oil hole	C4104	4 Pairs		1.8802/1.8810 47.757/47.777	1.9921/1.9929 50.599/50.620	0.747 18.97	0.0553 1.405
MB5661SI STD/0.25/0.5/0.75 180 degree oil groove	M5661U M5661L	5 Pairs		2.1245/2.1251 53.962/53.978	2.3228/2.3235 58.999/59.017	0.727 18.46	0.0987 2.507
TW1004AM STD	W1004/1 W1004/2	1 Pair		2.3430/2.3520 59.512/59.741	2.8170/2.8270 71.552/71.806	0.000 0.00	0.0974 2.474
CR4104XP STD/STDx/0.25/0.5 Optional to CR4104AM (Race bearings, Tri-metal [pMax Black]) with 1.5mm oil hole	C4104-PR	4 Pairs		1.8802/1.8810 47.757/47.777	1.9921/1.9929 50.599/50.620	0.747 18.97	0.0552 1.402
30	EZ 1.6Liter 2 Valves, Gasoline	08/1983 -	1595 cc	81.00 X 77.40	4 cyl		30
	EZA 1.6Liter 2 Valves, Gasoline	08/1985 - 07/1987	1595 cc	81.00 X 77.40	4 cyl		
	HM 1.6Liter 2 Valves, Gasoline	08/1983 - 07/1987	1595 cc	81.00 X 77.40	4 cyl		
	HN 1.9Liter 2 Valves, Gasoline	08/1983 - 07/1989	1595 cc	81.00 X 77.40	4 cyl		
	JU 1.6Liter 2 Valves, Gasoline	08/1983 - 07/1986	1595 cc	81.00 X 77.40	4 cyl		
	PN 1.6Liter 2 Valves, Gasoline	08/1985 -	1595 cc	81.00 X 77.40	4 cyl		
	RE 1.6Liter 2 Valves, Gasoline	04/1986 - 07/1990	1595 cc	81.00 X 77.40	4 cyl		
	RL 1.6Liter 2 Valves, Gasoline	08/1986 - 03/1988	1595 cc	81.00 X 77.40	4 cyl		
CR4104AM STD/0.25/0.5/0.75/1.0/1.5 with 1.5mm oil hole	C4104	4 Pairs		1.8802/1.8810 47.757/47.777	1.9921/1.9929 50.599/50.620	0.747 18.97	0.0552 1.402
CR4104CP STD/0.25/0.5/0.75/1.0 with 1.5mm oil hole	C4104	4 Pairs		1.8802/1.8810 47.757/47.777	1.9921/1.9929 50.599/50.620	0.747 18.97	0.0553 1.405
MB5070AM 360 degree oil groove in position 5 crank flange length mm	M 507U M 507L	3 Pairs	1,2,4	2.1243/2.1251 53.957/53.978	2.3228/2.3235 58.999/59.017	0.727 18.46	0.0984 2.499
	F5070U F5070L	1 Pair	3	2.1243/2.1251 53.957/53.978	2.3228/2.3235 58.999/59.017	0.986 25.04	0.0984 2.499
	M 507U	1 Pair	5	2.1243/2.1251 53.957/53.978	2.3228/2.3235 58.999/59.017	0.727 18.46	0.0984 2.499
MB5149AM crank flange length mm	M 507U M 507L	4 Pairs	1,2,4,5	2.1243/2.1251 53.957/53.978	2.3228/2.3235 58.999/59.017	0.727 18.46	0.0984 2.499
	F5070U F5070L	1 Pair	3	2.1243/2.1251 53.957/53.978	2.3228/2.3235 58.999/59.017	0.986 25.04	0.0984 2.499

Volkswagen				Volkswagen			
							
King Set No.	Part No.	Qty.	Position	Crankshaft Diameter	Housing Diameter	Length	Wall Thickness
MB5566AM STD/0.25/0.5/0.75/1.0/1.5 360 degree oil groove in position 4	M 507U M 507L	4 Pairs	1,2,3,5	2.1243/2.1251 53.957/53.978	2.3228/2.3235 58.999/59.017	0.727 18.46	0.0984 2.499
	M 507U	1 Pair	4	2.1243/2.1251 53.957/53.978	2.3228/2.3235 58.999/59.017	0.727 18.46	0.0984 2.499
TW2010AM STD/0.10/0.20/0.25/0.5	W2010D W2010E	2 Pairs		2.3425/2.3520 59.500/59.741	2.8720/2.8819 72.949/73.200	0.000 0.00	0.0770 1.956
CR4104XP STD/STDX/0.25/0.5 Optional to CR4104AM (Race bearings, Tri-metal [pMax Black]) with 1.5mm oil hole	C4104-PR	4 Pairs		1.8802/1.8810 47.757/47.777	1.9921/1.9929 50.599/50.620	0.747 18.97	0.0552 1.402
MB5027AM Optional to MB5070AM (360 degree oil groove) crank flange length mm STD 24.94/24.89 0.25 25.04/24.99 0.5 25.04/24.99 0.75 25.04/24.99 1.0 25.04/24.99	M 507U	4 Pairs	1,2,4,5	2.1243/2.1251 53.957/53.978	2.3228/2.3235 58.999/59.017	0.727 18.46	0.0984 2.499
	F5070U	1 Pair	3	2.1243/2.1251 53.957/53.978	2.3228/2.3235 58.999/59.017	0.986 25.04	0.0984 2.499
MB5192AM Optional to MB5070AM (flange O/S 0.8mm) crank flange length mm STD 24.94/24.89 0.25 25.74/25.69 0.5 25.74/25.69 0.75 25.74/25.69 1.0 25.74/25.69	M 507U M 507L	3 Pairs	1,2,4	2.1243/2.1251 53.957/53.978	2.3228/2.3235 58.999/59.017	0.727 18.46	0.0984 2.499
	F5192U F5192L	1 Pair	3	2.1243/2.1251 53.957/53.978	2.3228/2.3235 58.999/59.017	0.986 25.04	0.0984 2.499
	M 507U	1 Pair	5	2.1243/2.1251 53.957/53.978	2.3228/2.3235 58.999/59.017	0.727 18.46	0.0984 2.499
MB5566XP STD/STDX/0.25/0.5 Optional to MB5566AM (Race bearings, Tri-metal [pMax Black])	M 507U-PR M 507L-PR	4 Pairs	1,2,3,5	2.1243/2.1251 53.957/53.978	2.3228/2.3235 58.999/59.017	0.727 18.46	0.0984 2.499
	M 507U-PR	1 Pair	4	2.1243/2.1251 53.957/53.978	2.3228/2.3235 58.999/59.017	0.727 18.46	0.0984 2.499
MB5028AM STD/0.25/0.5/0.75 Optional to MB5027AM (requires thrustwashers)	M 507U	5 Pairs	1,2,3,4, 5	2.1243/2.1251 53.957/53.978	2.3228/2.3235 58.999/59.017	0.727 18.46	0.0984 2.499
31	AZD 1.6Liter DOHC, 16 Valves, Gasoline	08/1997 - 06/2006	1598 cc	76.50 X 86.90	4 cyl		31
CR4590XA STD/0.25/0.5 without locating lug	C4250U C4250L	4 Pairs		1.8802/1.8810 47.757/47.777	1.9921/1.9926 50.599/50.612	0.726 18.45	0.0554 1.407
MB5660SI STD/0.25/0.5/0.75	M5660U M5660L	5 Pairs		2.1245/2.1251 53.962/53.978	2.3228/2.3235 58.999/59.017	0.727 18.46	0.0987 2.507
TW2010AM STD/0.10/0.20/0.25/0.5	W2010D W2010E	2 Pairs		2.3425/2.3520 59.500/59.741	2.8720/2.8819 72.949/73.200	0.000 0.00	0.0770 1.956
32	ANA 1.6Liter SOHC/OHC, 8 Valves, Gasoline	08/1996 - 11/2000	1598 cc	81.00 X 77.40	4 cyl		32
	AVU 1.6Liter SOHC/OHC, 8 Valves, Gasoline	08/1997 - 06/2006	1598 cc	81.00 X 77.40	4 cyl		
	BFS 1.6Liter SOHC/OHC, 8 Valves, Gasoline	01/1998 -	1598 cc	81.00 X 77.40	4 cyl		
	ALZ 1.6Liter SOHC/OHC, 8 Valves, Gasoline	11/2000 - 08/2005	1598 cc	81.00 X 77.40	4 cyl		
	BSE 1.6Liter SOHC/OHC, 8 Valves, Gasoline	02/2003 - 10/2010	1598 cc	81.00 X 77.40	4 cyl		
	CHGA 1.6Liter SOHC/OHC, 8 Valves, Gasoline	03/2004 -	1598 cc	81.00 X 77.40	4 cyl		
	CMXA 1.6Liter SOHC/OHC, 8 Valves, Gasoline	01/2005 -	1598 cc	81.00 X 77.40	4 cyl		
CR4348CP STD/0.25/0.5/0.75/1.0	C4348U C4348L	4 Pairs		1.6522/1.6526 41.966/41.976	1.7717/1.7723 45.001/45.016	0.744 18.90	0.0593 1.506

Volkswagen				Volkswagen			
							
King Set No.	Part No.	Qty.	Position	Crankshaft Diameter	Housing Diameter	Length	Wall Thickness
MB5391AM STD/0.25/0.5/1.0	M5391U M5391L	5 Pairs		1.8881/1.8889 47.958/47.978	2.0866/2.0870 53.000/53.010	0.728 18.50	0.0987 2.507
33	ADZ 1.8Liter SOHC/OHC, 8 Valves, Gasoline	02/1988 - 06/2002	1781 cc	81.00 X 86.40	4 cyl		33
CR4104AM STD/0.25/0.5/0.75/1.0/1.5 with 1.5mm oil hole	C4104	4 Pairs		1.8802/1.8810 47.757/47.777	1.9921/1.9929 50.599/50.620	0.747 18.97	0.0552 1.402
CR4104CP STD/0.25/0.5/0.75/1.0 with 1.5mm oil hole	C4104	4 Pairs		1.8802/1.8810 47.757/47.777	1.9921/1.9929 50.599/50.620	0.747 18.97	0.0553 1.405
MB5566AM STD/0.25/0.5/0.75/1.0/1.5 360 degree oil groove in position 4	M 507U M 507L	4 Pairs	1,2,3,5	2.1243/2.1251 53.957/53.978	2.3228/2.3235 58.999/59.017	0.727 18.46	0.0984 2.499
	M 507U	1 Pair	4	2.1243/2.1251 53.957/53.978	2.3228/2.3235 58.999/59.017	0.727 18.46	0.0984 2.499
MB5661SI STD/0.25/0.5/0.75 180 degree oil groove	M5661U M5661L	5 Pairs		2.1245/2.1251 53.962/53.978	2.3228/2.3235 58.999/59.017	0.727 18.46	0.0987 2.507
CR4104XP STD/STDx/0.25/0.5 Optional to CR4104AM (Race bearings, Tri-metal [pMax Black]) with 1.5mm oil hole	C4104-PR	4 Pairs		1.8802/1.8810 47.757/47.777	1.9921/1.9929 50.599/50.620	0.747 18.97	0.0552 1.402
MB5566XP STD/STDx/0.25/0.5 Optional to MB5566AM (Race bearings, Tri-metal [pMax Black])	M 507U-PR M 507L-PR	4 Pairs	1,2,3,5	2.1243/2.1251 53.957/53.978	2.3228/2.3235 58.999/59.017	0.727 18.46	0.0984 2.499
	M 507U-PR	1 Pair	4	2.1243/2.1251 53.957/53.978	2.3228/2.3235 58.999/59.017	0.727 18.46	0.0984 2.499
34	AVC 1.8Liter DOHC, 20 Valves, Gasoline Turbocharged	01/1998 -	1781 cc	81.00 X 86.40	4 cyl		34
	APH 1.8Liter 5 Valves, Gasoline	01/1998 - 05/2001	1781 cc	81.00 X 86.40	4 cyl		
CR4104AM STD/0.25/0.5/0.75/1.0/1.5 with 1.5mm oil hole	C4104	4 Pairs		1.8802/1.8810 47.757/47.777	1.9921/1.9929 50.599/50.620	0.747 18.97	0.0552 1.402
CR4104CP STD/0.25/0.5/0.75/1.0 with 1.5mm oil hole	C4104	4 Pairs		1.8802/1.8810 47.757/47.777	1.9921/1.9929 50.599/50.620	0.747 18.97	0.0553 1.405
MB5269AM STD/0.25/0.5/0.75/1.0 180 degree oil groove	M 507U M 507L	5 Pairs	1,2,3,4, 5	2.1243/2.1251 53.957/53.978	2.3228/2.3235 58.999/59.017	0.727 18.46	0.0984 2.499
TW2010AM STD/0.10/0.20/0.25/0.5	W2010D W2010E	2 Pairs		2.3425/2.3520 59.500/59.741	2.8720/2.8819 72.949/73.200	0.000 0.00	0.0770 1.956
CR4104XP STD/STDx/0.25/0.5 Optional to CR4104AM (Race bearings, Tri-metal [pMax Black]) with 1.5mm oil hole	C4104-PR	4 Pairs		1.8802/1.8810 47.757/47.777	1.9921/1.9929 50.599/50.620	0.747 18.97	0.0552 1.402
35	AWV 1.8Liter DOHC, 20 Valves, Gasoline Turbocharged	01/1998 -	1781 cc	81.00 X 86.40	4 cyl		35
	AWT 1.8Liter DOHC, 20 Valves, Gasoline Turbocharged	11/2000 - 08/2005	1781 cc	81.00 X 86.40	4 cyl		
	BBU 1.8Liter DOHC, 20 Valves, Gasoline Turbocharged	10/2001 -	1781 cc	81.00 X 86.40	4 cyl		
	AUM 1.8Liter DOHC, 20 Valves, Gasoline Turbocharged	08/1997 - 06/2006	1781 cc	81.00 X 86.40	4 cyl		
	ALT 2.0Liter DOHC, 20 Valves, Gasoline	11/2000 - 08/2005	1984 cc	82.50 X 92.80	4 cyl		
	AXW 2.0Liter DOHC, 16 Valves, Gasoline	02/2003 -	1984 cc	82.50 X 92.80	4 cyl		

Volkswagen				Volkswagen			
							
King Set No.	Part No.	Qty.	Position	Crankshaft Diameter	Housing Diameter	Length	Wall Thickness
AZH 2.0Liter SOHC/OHC, 8 Valves, Gasoline	08/1997 - 06/2006	1984 cc	82.50 X 92.80	4 cyl			
BHP 2.0Liter SOHC/OHC, 8 Valves, Gasoline	01/1998 -	1984 cc	82.50 X 92.80	4 cyl			
AZM 2.0Liter SOHC/OHC, 8 Valves, Gasoline	11/2000 - 08/2005	1984 cc	82.50 X 92.80	4 cyl			
BPY 2.0Liter DOHC 16 Valves, Gasoline Turbocharged	10/2003 - 10/2010	1984 cc	82.50 X 92.80	4 cyl			
CR4590XA STD/0.25/0.5 without locating lug	C4250U C4250L	4 Pairs		1.8802/1.8810 47.757/47.777	1.9921/1.9926 50.599/50.612	0.726 18.45	0.0554 1.407
MB5661SI STD/0.25/0.5/0.75 180 degree oil groove	M5661U M5661L	5 Pairs		2.1245/2.1251 53.962/53.978	2.3228/2.3235 58.999/59.017	0.727 18.46	0.0987 2.507
TW2010AM STD/0.10/0.20/0.25/0.5	W2010D W2010E	2 Pairs		2.3425/2.3520 59.500/59.741	2.8720/2.8819 72.949/73.200	0.000 0.00	0.0770 1.956
36	ADR 1.8Liter DOHC, 20 Valves, Gasoline	08/1996 - 11/2000	1781 cc	81.00 X 86.40	4 cyl		36
	AWF 2.0Liter 2 Valves, Gasoline	- 06/2002	1984 cc	82.50 X 92.80	4 cyl		
	AWG 2.0Liter 2 Valves, Gasoline	- 06/2002	1984 cc	82.50 X 92.80	4 cyl		
	BEF 2.0Liter 2 Valves, Gasoline	04/2002 -	1984 cc	82.50 X 92.80	4 cyl		
CR4104AM STD/0.25/0.5/0.75/1.0/1.5 with 1.5mm oil hole	C4104	4 Pairs		1.8802/1.8810 47.757/47.777	1.9921/1.9929 50.599/50.620	0.747 18.97	0.0552 1.402
CR4104CP STD/0.25/0.5/0.75/1.0 with 1.5mm oil hole	C4104	4 Pairs		1.8802/1.8810 47.757/47.777	1.9921/1.9929 50.599/50.620	0.747 18.97	0.0553 1.405
MB5269AM STD/0.25/0.5/0.75/1.0 180 degree oil groove	M 507U M 507L	5 Pairs	1,2,3,4, 5	2.1243/2.1251 53.957/53.978	2.3228/2.3235 58.999/59.017	0.727 18.46	0.0984 2.499
MB5566AM STD/0.25/0.5/0.75/1.0/1.5 360 degree oil groove in position 4	M 507U M 507L	4 Pairs	1,2,3,5	2.1243/2.1251 53.957/53.978	2.3228/2.3235 58.999/59.017	0.727 18.46	0.0984 2.499
	M 507U	1 Pair	4	2.1243/2.1251 53.957/53.978	2.3228/2.3235 58.999/59.017	0.727 18.46	0.0984 2.499
TW2010AM STD/0.10/0.20/0.25/0.5	W2010D W2010E	2 Pairs		2.3425/2.3520 59.500/59.741	2.8720/2.8819 72.949/73.200	0.000 0.00	0.0770 1.956
CR4104XP STD/STD/0.25/0.5 Optional to CR4104AM (Race bearings, Tri-metal [pMax Black]) with 1.5mm oil hole	C4104-PR	4 Pairs		1.8802/1.8810 47.757/47.777	1.9921/1.9929 50.599/50.620	0.747 18.97	0.0552 1.402
MB5566XP STD/STD/0.25/0.5 Optional to MB5566AM (Race bearings, Tri-metal [pMax Black])	M 507U-PR M 507L-PR	4 Pairs	1,2,3,5	2.1243/2.1251 53.957/53.978	2.3228/2.3235 58.999/59.017	0.727 18.46	0.0984 2.499
	M 507U-PR	1 Pair	4	2.1243/2.1251 53.957/53.978	2.3228/2.3235 58.999/59.017	0.727 18.46	0.0984 2.499
37	AAM 1.8Liter 2 Valves, Gasoline	08/1990 -	1781 cc	81.00 X 86.40	4 cyl		37
	ANN 1.8Liter 2 Valves, Gasoline	12/1997 -	1781 cc	81.00 X 86.40	4 cyl		
	ANP 1.8Liter 2 Valves, Gasoline	12/1997 -	1781 cc	81.00 X 86.40	4 cyl		
CR4104AM STD/0.25/0.5/0.75/1.0/1.5 with 1.5mm oil hole	C4104	4 Pairs		1.8802/1.8810 47.757/47.777	1.9921/1.9929 50.599/50.620	0.747 18.97	0.0552 1.402
CR4104CP STD/0.25/0.5/0.75/1.0 with 1.5mm oil hole	C4104	4 Pairs		1.8802/1.8810 47.757/47.777	1.9921/1.9929 50.599/50.620	0.747 18.97	0.0553 1.405
MB5566AM STD/0.25/0.5/0.75/1.0/1.5 360 degree oil groove in position 4	M 507U M 507L	4 Pairs	1,2,3,5	2.1243/2.1251 53.957/53.978	2.3228/2.3235 58.999/59.017	0.727 18.46	0.0984 2.499
	M 507U	1 Pair	4	2.1243/2.1251 53.957/53.978	2.3228/2.3235 58.999/59.017	0.727 18.46	0.0984 2.499

Volkswagen

Volkswagen









King Set No.	Part No.	Qty.	Position	Crankshaft Diameter	Housing Diameter	Length	Wall Thickness
MB5661SI STD/0.25/0.5/0.75 180 degree oil groove	M5661U M5661L	5 Pairs		2.1245/2.1251 53.962/53.978	2.3228/2.3235 58.999/59.017	0.727 18.46	0.0987 2.507
TW2010AM STD/0.10/0.20/0.25/0.5	W2010D W2010E	2 Pairs		2.3425/2.3520 59.500/59.741	2.8720/2.8819 72.949/73.200	0.000 0.00	0.0770 1.956
CR4104XP STD/STDx/0.25/0.5 Optional to CR4104AM (Race bearings, Tri-metal [pMax Black]) with 1.5mm oil hole	C4104-PR	4 Pairs		1.8802/1.8810 47.757/47.777	1.9921/1.9929 50.599/50.620	0.747 18.97	0.0552 1.402
MB5566XP STD/STDx/0.25/0.5 Optional to MB5566AM (Race bearings, Tri-metal [pMax Black])	M 507U-PR M 507L-PR	4 Pairs	1,2,3,5	2.1243/2.1251 53.957/53.978	2.3228/2.3235 58.999/59.017	0.727 18.46	0.0984 2.499
	M 507U-PR	1 Pair	4	2.1243/2.1251 53.957/53.978	2.3228/2.3235 58.999/59.017	0.727 18.46	0.0984 2.499
38	AHU 1.9Liter SOHC/OHC, 8 Valves, Diesel Turbocharged	02/1988 - 03/2010	1896 cc	79.50 X 95.50	4 cyl		38
	ABL 1.9Liter SOHC/OHC, 8 Valves, Diesel Turbocharged	07/1990 - 01/2004	1896 cc	79.50 X 95.50	4 cyl		
	AHH 1.9Liter SOHC/OHC, 8 Valves, Diesel Turbocharged	08/1996 - 11/2000	1896 cc	79.50 X 95.50	4 cyl		
	AGR 1.9Liter SOHC/OHC, 8 Valves, Diesel Turbocharged	05/2001 - 07/2009	1896 cc	79.50 X 95.50	4 cyl		
	AAZ 1.9Liter 2 Valves, Diesel	03/1991 - 05/2002	1896 cc	79.50 X 95.50	4 cyl		
	ABL 1.9Liter 2 Valves, Diesel	08/1992 -	1896 cc	79.50 X 95.50	4 cyl		
	ALE 1.9Liter 2 Valves, Diesel	05/1996 -	1896 cc	79.50 X 95.50	4 cyl		
	ALH 1.9Liter 2 Valves, Diesel	97/2010 -	1896 cc	79.50 X 95.50	4 cyl		
	1Z 1.9Liter 2 Valves, Diesel	07/1993 - 03/1997	1896 cc	79.50 X 95.50	4 cyl		
CR4182CP STD/0.25/0.5/0.75/1.0	C4182	4 Pairs		1.8802/1.8810 47.757/47.777	1.9921/1.9929 50.599/50.620	0.787 20.00	0.0554 1.407
MB5269AM STD/0.25/0.5/0.75/1.0 180 degree oil groove	M 507U M 507L	5 Pairs	1,2,3,4, 5	2.1243/2.1251 53.957/53.978	2.3228/2.3235 58.999/59.017	0.727 18.46	0.0984 2.499
MB5566AM STD/0.25/0.5/0.75/1.0/1.5 360 degree oil groove in position 4	M 507U M 507L	4 Pairs	1,2,3,5	2.1243/2.1251 53.957/53.978	2.3228/2.3235 58.999/59.017	0.727 18.46	0.0984 2.499
	M 507U	1 Pair	4	2.1243/2.1251 53.957/53.978	2.3228/2.3235 58.999/59.017	0.727 18.46	0.0984 2.499
TW2010AM STD/0.10/0.20/0.25/0.5	W2010D W2010E	2 Pairs		2.3425/2.3520 59.500/59.741	2.8720/2.8819 72.949/73.200	0.000 0.00	0.0770 1.956
MB5566XP STD/STDx/0.25/0.5 Optional to MB5566AM (Race bearings, Tri-metal [pMax Black])	M 507U-PR M 507L-PR	4 Pairs	1,2,3,5	2.1243/2.1251 53.957/53.978	2.3228/2.3235 58.999/59.017	0.727 18.46	0.0984 2.499
	M 507U-PR	1 Pair	4	2.1243/2.1251 53.957/53.978	2.3228/2.3235 58.999/59.017	0.727 18.46	0.0984 2.499
39	ARL 1.9Liter SOHC/OHC, 8 Valves, Diesel Turbocharged	08/1997 - 06/2006	1896 cc	79.50 X 95.50	4 cyl		39
	ASZ 1.9Liter SOHC/OHC, 8 Valves, Diesel Turbocharged	05/1995 - 03/2010	1896 cc	79.50 X 95.50	4 cyl		
	AWX 1.9Liter SOHC/OHC, 8 Valves, Diesel Turbocharged	11/2000 - 08/2005	1896 cc	79.50 X 95.50	4 cyl		
	BLT 1.9Liter SOHC/OHC, 8 Valves, Diesel Turbocharged	10/2001 -	1896 cc	79.50 X 95.50	4 cyl		
CR 460SV STD/0.25/0.5 Sputter replacment	C1266U C1266L	4 Pairs		2.0023/2.0031 50.858/50.879	2.1142/2.1146 53.701/53.711	0.803 20.40	0.0553 1.405









Volkswagen				Volkswagen			
King Set No.	Part No.	Qty.	Position	Crankshaft Diameter	Housing Diameter	Length	Wall Thickness
MB5337SI STD/0.25/0.5/0.75/1.0	M5337U M5337L	5 Pairs	1,2,3,4, 5	2.1243/2.1251 53.957/53.978	2.3228/2.3233 58.999/59.012	0.727 18.46	0.0984 2.499
TW2010AM STD/0.10/0.20/0.25/0.5	W2010D W2010E	2 Pairs		2.3425/2.3520 59.500/59.741	2.8720/2.8819 72.949/73.200	0.000 0.00	0.0770 1.956
40	BVK 1.9Liter SOHC/OHC, 8 Valves, Diesel Turbocharged	05/1995 - 03/2010	1896 cc	79.50 X 95.50	4 cyl		40
	AXR 1.9Liter SOHC/OHC, 8 Valves, Diesel Turbocharged	08/1997 - 06/2006	1896 cc	79.50 X 95.50	4 cyl		
	BEW 1.9Liter SOHC/OHC, 8 Valves, Diesel Turbocharged	01/1998 -	1896 cc	79.50 X 95.50	4 cyl		
	BST 2.0Liter SOHC/OHC, 8 Valves, Diesel	03/2004 -	1968 cc	81.00 X 95.50	4 cyl		
	BDK 2.0Liter 120CI /2.0Liter, SOHC/OHC, 8 Valves, Diesel Turbocharged	10/2003 -	1968 cc	81.00 X 95.50	4 cyl		
CR4253XA STD/0.25/0.5/0.75	C4253U C4253L	4 Pairs		1.8802/1.8810 47.757/47.777	1.9921/1.9926 50.599/50.612	0.787 20.00	0.0552 1.402
MB5337SI STD/0.25/0.5/0.75/1.0	M5337U M5337L	5 Pairs	1,2,3,4, 5	2.1243/2.1251 53.957/53.978	2.3228/2.3233 58.999/59.012	0.727 18.46	0.0984 2.499
TW2010AM STD/0.10/0.20/0.25/0.5	W2010D W2010E	2 Pairs		2.3425/2.3520 59.500/59.741	2.8720/2.8819 72.949/73.200	0.000 0.00	0.0770 1.956
41	1X 1.9Liter 2 Valves, Diesel	09/1990 - 12/1995	1896 cc	79.50 X 95.50	4 cyl		41
CR 437AM STD/0.25/0.5/0.75/1.0/1.25	C 437	4 Pairs		1.8802/1.8810 47.757/47.777	1.9921/1.9929 50.599/50.620	0.748 19.00	0.0552 1.402
CR 437CP STD/0.25/0.5/0.75/1.00	C 437	4 Pairs		1.8802/1.8810 47.757/47.777	1.9921/1.9929 50.599/50.620	0.747 18.97	0.0553 1.405
MB5269AM STD/0.25/0.5/0.75/1.0 180 degree oil groove	M 507U M 507L	5 Pairs	1,2,3,4, 5	2.1243/2.1251 53.957/53.978	2.3228/2.3235 58.999/59.017	0.727 18.46	0.0984 2.499
MB5566AM STD/0.25/0.5/0.75/1.0/1.5 360 degree oil groove in position 4	M 507U M 507L	4 Pairs	1,2,3,5	2.1243/2.1251 53.957/53.978	2.3228/2.3235 58.999/59.017	0.727 18.46	0.0984 2.499
	M 507U	1 Pair	4	2.1243/2.1251 53.957/53.978	2.3228/2.3235 58.999/59.017	0.727 18.46	0.0984 2.499
TW2010AM STD/0.10/0.20/0.25/0.5	W2010D W2010E	2 Pairs		2.3425/2.3520 59.500/59.741	2.8720/2.8819 72.949/73.200	0.000 0.00	0.0770 1.956
MB5566XP STD/STDX/0.25/0.5 Optional to MB5566AM (Race bearings, Tri-metal [pMax Black])	M 507U-PR M 507L-PR	4 Pairs	1,2,3,5	2.1243/2.1251 53.957/53.978	2.3228/2.3235 58.999/59.017	0.727 18.46	0.0984 2.499
	M 507U-PR	1 Pair	4	2.1243/2.1251 53.957/53.978	2.3228/2.3235 58.999/59.017	0.727 18.46	0.0984 2.499
42	AJM 1.9Liter SOHC/OHC, 8 Valves, Diesel Turbocharged	08/1996 - 06/2006	1896 cc	79.50 X 95.50	4 cyl		42
CR4253XA STD/0.25/0.5/0.75	C4253U C4253L	4 Pairs		1.8802/1.8810 47.757/47.777	1.9921/1.9926 50.599/50.612	0.787 20.00	0.0552 1.402
MB5269AM STD/0.25/0.5/0.75/1.0 180 degree oil groove	M 507U M 507L	5 Pairs	1,2,3,4, 5	2.1243/2.1251 53.957/53.978	2.3228/2.3235 58.999/59.017	0.727 18.46	0.0984 2.499
TW2010AM STD/0.10/0.20/0.25/0.5	W2010D W2010E	2 Pairs		2.3425/2.3520 59.500/59.741	2.8720/2.8819 72.949/73.200	0.000 0.00	0.0770 1.956
43	AEY 1.9Liter SOHC/OHC, 8 Valves, Diesel	08/1991 - 01/2004	1896 cc	79.50 X 95.50	4 cyl		43
	ADE 1.9Liter 2 Valves, Diesel	04/1994 - 01/2002	1896 cc	79.50 X 95.50	4 cyl		
	AFD 1.9Liter 2 Valves, Diesel	04/1994 - 01/2002	1896 cc	79.50 X 95.50	4 cyl		

Volkswagen

Volkswagen

King Set No.	Part No.	Qty.	Position	Crankshaft Diameter	Housing Diameter	Length	Wall Thickness
AGD 1.9Liter 2 Valves, Diesel	07/1996 -	1896 cc	79.50 X 95.50	4 cyl			
ARD 1.9Liter 2 Valves, Diesel	01/2002 -	1896 cc	79.50 X 95.50	4 cyl			
ASX 1.9Liter 2 Valves, Diesel	10/1999 - 09/2001	1896 cc	79.50 X 95.50	4 cyl			
AVM 1.9Liter 2 Valves, Diesel	02/2002 -	1896 cc	79.50 X 95.50	4 cyl			
BEQ 1.9Liter 2 Valves, Diesel	02/2002 -	1896 cc	79.50 X 95.50	4 cyl			
BEU 1.9Liter 2 Valves, Diesel	11/2002 -	1896 cc	79.50 X 95.50	4 cyl			
BJC 1.9Liter 2 Valves, Diesel	11/2003 -	1896 cc	79.50 X 95.50	4 cyl			
BXT 1.9Liter 2 Valves, Diesel	05/2006 -	1896 cc	79.50 X 95.50	4 cyl			
CR4182CP STD/0.25/0.5/0.75/1.0	C4182	4 Pairs		1.8802/1.8810 47.757/47.777	1.9921/1.9929 50.599/50.620	0.787 20.00	0.0554 1.407
MB5269AM STD/0.25/0.5/0.75/1.0 180 degree oil groove	M 507U M 507L	5 Pairs	1,2,3,4, 5	2.1243/2.1251 53.957/53.978	2.3228/2.3235 58.999/59.017	0.727 18.46	0.0984 2.499
TW2010AM STD/0.10/0.20/0.25/0.5	W2010D W2010E	2 Pairs		2.3425/2.3520 59.500/59.741	2.8720/2.8819 72.949/73.200	0.000 0.00	0.0770 1.956
44	AVF 1.8 Liter, Diesel Turbocharged		1896 cc	79.50 X 95.50	4 cyl		
	AWX 1.8 Liter, Diesel Turbocharged		1896 cc	79.50 X 95.50	4 cyl		
	BTB 1.8 Liter, Diesel Turbocharged		1896 cc	79.50 X 95.50	4 cyl		
	BKD 2.0Liter DOHC, 16 Valves, Diesel Turbo Intercooler	02/2003 -	1968 cc	81.00 X 95.50	4 cyl		
	AZV 1.9 Liter, Diesel Turbo Intercooler		1968 cc	81.00 X 95.50	4 cyl		
	BKP/ BMM/ BMP/ BRT/ CBAB/ CBEA 1.9 Liter, Diesel Turbo Intercooler		1968 cc	81.00 X 95.50	4 cyl		
	BMA/ BVH/ CBAA/ CBDA 1.9 Liter, Diesel Turbo Intercooler		1968 cc	81.00 X 95.50	4 cyl		
	BMN/ BMR 1.9 Liter, Diesel Turbo Intercooler		1968 cc	81.00 X 95.50	4 cyl		
	BUZ/ CBBA 1.9 Liter, Diesel Turbo Intercooler		1968 cc	81.00 X 95.50	4 cyl		
	BVE 1.9 Liter, Diesel Turbo Intercooler		1968 cc	81.00 X 95.50	4 cyl		
	BWV 1.9 Liter, Diesel Turbo Intercooler		1968 cc	81.00 X 95.50	4 cyl		
	CBAC 1.9 Liter, Diesel Turbo Intercooler		1968 cc	81.00 X 95.50	4 cyl		
	CBDC 1.9 Liter, Diesel Turbo Intercooler		1968 cc	81.00 X 95.50	4 cyl		
	BGW 1.9 Liter, Diesel Turbo Intercooler		1968 cc	81.00 X 95.50	4 cyl		
	CEGA 1.9 Liter, Diesel Turbocharged		1968 cc	81.00 X 95.50	4 cyl		
	CLCB 1.9 Liter, Diesel Turbocharged		1968 cc	81.00 X 95.50	4 cyl		
	BHW 1.9 Liter, Diesel		1968 cc	81.00 X 95.50	4 cyl		
	CAAA/ CFHE 1.9 Liter, Diesel Turbo Intercooler		1968 cc	81.00 X 95.50	4 cyl		
	CAAB 1.9 Liter, Diesel Turbo Intercooler		1968 cc	81.00 X 95.50	4 cyl		
	CAAC/ CBDB/ CFFB/ CFHC/ CJAA/ CLJA 1.9 Liter, Diesel Turbo Intercooler		1968 cc	81.00 X 95.50	4 cyl		
							44

Volkswagen				Volkswagen			
							
King Set No.	Part No.	Qty.	Position	Crankshaft Diameter	Housing Diameter	Length	Wall Thickness
CAAE/ CCHB 1.9 Liter, Diesel Turbocharged		1968 cc	81.00 X 95.50	4 cyl			
CBBB/ CFGB/ CLLA 1.9 Liter, Diesel Turbo Intercooler		1968 cc	81.00 X 95.50	4 cyl			
CCHA 1.9 Liter, Diesel Turbocharged		1968 cc	81.00 X 95.50	4 cyl			
CDBA 1.9 Liter, Diesel Turbocharged		1968 cc	81.00 X 95.50	4 cyl			
CDCA 1.9 Liter, Diesel Turbocharged		1968 cc	81.00 X 95.50	4 cyl			
CFCA 1.9 Liter, Diesel Bi - Turbo Intercooler		1968 cc	81.00 X 95.50	4 cyl			
CFFA/ CFHB 1.9 Liter, Diesel Turbo Intercooler		1968 cc	81.00 X 95.50	4 cyl			
CFFD/ CLCA 1.9 Liter, Diesel Turbo Intercooler		1968 cc	81.00 X 95.50	4 cyl			
CFHF 1.9 Liter, Diesel Turbocharged		1968 cc	81.00 X 95.50	4 cyl			
CFJA 1.9 Liter, Diesel Turbocharged		1968 cc	81.00 X 95.50	4 cyl			
CR 460SV STD/0.25/0.5 Sputter replacment	C1266U C1266L	4 Pairs		2.0023/2.0031 50.858/50.879	2.1142/2.1146 53.701/53.711	0.803 20.40	0.0553 1.405
MB5337SI STD/0.25/0.5/0.75/1.0	M5337U M5337L	5 Pairs	1,2,3,4, 5	2.1243/2.1251 53.957/53.978	2.3228/2.3233 58.999/59.012	0.727 18.46	0.0984 2.499
TW2010AM STD/0.10/0.20/0.25/0.5	W2010D W2010E	2 Pairs		2.3425/2.3520 59.500/59.741	2.8720/2.8819 72.949/73.200	0.000 0.00	0.0770 1.956
45	WN 2.0Liter SOHC/OHC, 10 Valves, Gasoline	08/1980 - 06/1989	1921 cc	79.50 X 77.40	5 cyl		45
CR 501AM STD/0.25/0.5/0.75/1.0/1.5	C 411	5 Pairs		1.8086/1.8094 45.938/45.959	1.9291/1.9297 48.999/49.014	0.747 18.97	0.0591 1.501
MB 605AM STD/0.25/0.5/0.75/1.0	M 601U M 601L	6 Pairs	1,2,3,4, 5,6	2.2818/2.2826 57.958/57.978	2.4803/2.4810 63.000/63.017	0.727 18.47	0.0984 2.499
TW2009AM STD/0.25/0.5	W2009D W2009E	2 Pairs		2.5000 63.500	3.0394 77.201	0.000 0.00	0.0780 1.981
MB 633AM STD/0.25/0.5/0.75 Optional to MB 605AM (set includes thrustwashers) contains thrustwashers	M 601U M 601L	6 Pairs	1,2,3,4, 5,6	2.2818/2.2826 57.958/57.978	2.4803/2.4810 63.000/63.017	0.727 18.47	0.0984 2.499
	W2009D W2009E	2 Pairs		2.5000 63.500	3.0394 77.201	0.004 0.10	0.0780 1.981
46	BMM 2.0Liter SOHC/OHC, 8 Valves, Diesel Turbocharged	02/2003 - 10/2010	1968 cc	81.00 X 95.50	4 cyl		46
	AZV 2.0Liter DOHC, 16 Valves, Diesel Turbocharged	02/2003 -	1968 cc	81.00 X 95.50	4 cyl		
	BRT 2.0Liter 120CI /2.0Liter, SOHC/OHC, 8 Valves, Diesel Turbocharged	05/1995 - 03/2010	1968 cc	81.00 X 95.50	4 cyl		
	BGW 2.0Liter 120CI /2.0Liter, SOHC/OHC, 8 Valves, Diesel Turbocharged	11/2000 - 08/2005	1968 cc	81.00 X 95.50	4 cyl		
	CBBB 2.0Liter 120CI /2.0Liter, DOHC, 16 Valves, Diesel Turbocharged	03/2005 -	1968 cc	81.00 X 95.50	4 cyl		
CR 460SV STD/0.25/0.5 Sputter replacment	C1266U C1266L	4 Pairs		2.0023/2.0031 50.858/50.879	2.1142/2.1146 53.701/53.711	0.803 20.40	0.0553 1.405
CS 543AM STD	S 543U S 543L	5		1.1393/1.1402 28.938/28.961	1.2598/1.2608 31.999/32.024	0.984 25.00	0.0595 1.511









Volkswagen				Volkswagen			
							
King Set No.	Part No.	Qty.	Position	Crankshaft Diameter	Housing Diameter	Length	Wall Thickness
MB5337SI STD/0.25/0.5/0.75/1.0	M5337U M5337L	5 Pairs	1,2,3,4, 5	2.1243/2.1251 53.957/53.978	2.3228/2.3233 58.999/59.012	0.727 18.46	0.0984 2.499
TW2010AM STD/0.10/0.20/0.25/0.5	W2010D W2010E	2 Pairs		2.3425/2.3520 59.500/59.741	2.8720/2.8819 72.949/73.200	0.000 0.00	0.0770 1.956
47	CH 2.0Liter SOHC/OHC, 8 Valves, Gasoline	04/1975 - 06/1996	1984 cc	86.50 X 84.40	4 cyl		47
CR4155AM STD/0.25/0.5	C4155	4 Pairs		1.8878/1.8886 47.950/47.970	2.0315/2.0322 51.600/51.618	0.826 20.98	0.0711 1.806
MB 508AM -1976 crank flange length mm STD 27.89/27.84 0.25 27.99/27.94 0.5 27.99/27.94 0.75 28.09/28.04	M 508U M 508L F 508U F 508L	4 Pairs 1 Pair	1,2,4,5 3	2.3602/2.3610 59.949/59.969 2.3602/2.3610 59.949/59.969	2.5197/2.5204 64.000/64.018 2.5197/2.5204 64.000/64.018	0.826 20.98 1.102 27.99	0.0788 2.002 0.0788 2.002
MB5248AM 1976- crank flange length mm STD 27.90/27.85 0.25 27.90/27.85 0.5 27.90/27.85	M5248U M5248L F5248	4 Pairs 1 Pair	1,2,4,5 3	2.5177/2.5185 63.950/63.970 2.5177/2.5185 63.950/63.970	2.6772/2.6779 68.001/68.019 2.6772/2.6779 68.001/68.019	0.827 21.00 1.102 28.00	0.0789 2.004 0.0789 2.004
48	AXA 2.0Liter 2 Valves, Gasoline	11/2003 -	1984 cc	82.50 X 92.80	4 cyl		48
CR4104AM STD/0.25/0.5/0.75/1.0/1.5 with 1.5mm oil hole	C4104	4 Pairs		1.8802/1.8810 47.757/47.777	1.9921/1.9929 50.599/50.620	0.747 18.97	0.0552 1.402
CR4104CP STD/0.25/0.5/0.75/1.0 with 1.5mm oil hole	C4104	4 Pairs		1.8802/1.8810 47.757/47.777	1.9921/1.9929 50.599/50.620	0.747 18.97	0.0553 1.405
CR4590CA STD/0.25/0.5/0.75 without locating lug	C4250U C4250L	4 Pairs		1.8802/1.8810 47.757/47.777	1.9921/1.9926 50.599/50.612	0.726 18.45	0.0554 1.407
MB5661SI STD/0.25/0.5/0.75 180 degree oil groove	M5661U M5661L	5 Pairs		2.1245/2.1251 53.962/53.978	2.3228/2.3235 58.999/59.017	0.727 18.46	0.0987 2.507
TW2010AM STD/0.10/0.20/0.25/0.5	W2010D W2010E	2 Pairs		2.3425/2.3520 59.500/59.741	2.8720/2.8819 72.949/73.200	0.000 0.00	0.0770 1.956
CR4104XP STD/STDx/0.25/0.5 Optional to CR4104AM (Race bearings, Tri-metal [pMax Black]) with 1.5mm oil hole	C4104-PR	4 Pairs		1.8802/1.8810 47.757/47.777	1.9921/1.9929 50.599/50.620	0.747 18.97	0.0552 1.402
CR4597XP STD/0.25 Optional to CR4590CA (Race bearings, Tri-metal [pMax Black]) without locating lug	C4597-PR	4 Pairs		1.8802/1.8810 47.757/47.777	1.9921/1.9929 50.599/50.620	0.748 19.00	0.0552 1.402
49	694 2.0Liter 2 Valves, Diesel	09/1990 - 07/1992	1986 cc	76.50 X 86.40	5 cyl		49
	AAB 2.4Liter SOHC/OHC, 10 Valves, Diesel	07/1990 - 04/2003	2370 cc	79.50 X 95.50	5 cyl		
	AJA 2.4Liter 2 Valves, Diesel	04/1997 - 06/2003	2370 cc	79.50 X 95.50	5 cyl		
	AEU 2.5Liter SOHC/OHC, 10 Valves, Gasoline	07/1990 - 04/2003	2461 cc	81.00 X 95.50	5 cyl		
CR 502AM STD/0.25/0.5/0.75/1.0/1.5	C 437	5 Pairs		1.8802/1.8810 47.757/47.777	1.9921/1.9929 50.599/50.620	0.748 19.00	0.0552 1.402
CR 502CP STD/0.25/0.5/1.0	C 437	5 Pairs		1.8802/1.8810 47.757/47.777	1.9921/1.9929 50.599/50.620	0.747 18.97	0.0553 1.405
MB 605AM STD/0.25/0.5/0.75/1.0	M 601U M 601L	6 Pairs	1,2,3,4, 5,6	2.2818/2.2826 57.958/57.978	2.4803/2.4810 63.000/63.017	0.727 18.47	0.0984 2.499

Volkswagen				Volkswagen			
King Set No.	Part No.	Qty.	Position	Crankshaft Diameter	Housing Diameter	Length	Wall Thickness
TW2009AM STD/0.25/0.5	W2009D W2009E	2 Pairs		2.5000 63.500	3.0394 77.201	0.000 0.00	0.0780 1.981
MB 633AM STD/0.25/0.5/0.75 Optional to MB 605AM (set includes thrustwashers) contains thrustwashers	M 601U M 601L	6 Pairs	1,2,3,4, 5,6	2.2818/2.2826 57.958/57.978	2.4803/2.4810 63.000/63.017	0.727 18.47	0.0984 2.499
	W2009D W2009E	2 Pairs		2.5000 63.500	3.0394 77.201	0.004 0.10	0.0780 1.981
50	HP 2.0Liter SOHC/OHC, 10 Valves, Gasoline	08/1980 - 06/1989	1994 cc	81.00 X 77.40	5 cyl		50
	JS 2.0Liter SOHC/OHC, 10 Valves, Gasoline	08/1980 - 06/1989	1994 cc	81.00 X 77.40	5 cyl		
	KV 2.3Liter SOHC/OHC, 10 Valves, Gasoline	08/1980 - 06/1989	2226 cc	81.00 X 86.40	5 cyl		
	JT 2.3Liter SOHC/OHC, 10 Valves, Gasoline	08/1980 - 06/1989	2226 cc	81.00 X 86.40	5 cyl		
	KM 2.2Liter 2 Valves, Gasoline	08/1983 - 07/1985	2226 cc	81.00 X 86.40	5 cyl		
	KX 2.2Liter 2 Valves, Gasoline	08/1985 - 07/1988	2226 cc	81.00 X 86.40	5 cyl		
	HY 2.2Liter 2 Valves, Gasoline	08/1984 - 07/1988	2226 cc	81.00 X 86.40	5 cyl		
	ACU 2.5Liter SOHC/OHC, 10 Valves, Gasoline	07/1990 - 04/2003	2461 cc	81.00 X 95.50	5 cyl		
	APL 2.5Liter SOHC/OHC, 10 Valves, Gasoline	07/1990 - 04/2003	2461 cc	81.00 X 95.50	5 cyl		
	AAF 2.5Liter 2 Valves, Gasoline	09/1990 - 04/1995	2461 cc	81.00 X 95.50	5 cyl		
	AEN 2.5Liter 2 Valves, Gasoline	05/1995 - 12/1995	2461 cc	81.00 X 95.50	5 cyl		
	AET 2.5Liter 2 Valves, Gasoline	08/1996 - 09/2003	2461 cc	81.00 X 95.50	5 cyl		
	AEU 2.5Liter 2 Valves, Gasoline	08/1996 - 06/2003	2461 cc	81.00 X 95.50	5 cyl		
	AVT 2.5Liter 2 Valves, Gasoline	12/1999 - 06/2003	2461 cc	81.00 X 95.50	5 cyl		
CR 505AM STD/0.25/0.5/0.75/1.0	C4104	5 Pairs		1.8802/1.8810 47.757/47.777	1.9921/1.9929 50.599/50.620	0.747 18.97	0.0552 1.402
MB 605AM STD/0.25/0.5/0.75/1.0	M 601U M 601L	6 Pairs	1,2,3,4, 5,6	2.2818/2.2826 57.958/57.978	2.4803/2.4810 63.000/63.017	0.727 18.47	0.0984 2.499
TW2009AM STD/0.25/0.5	W2009D W2009E	2 Pairs		2.5000 63.500	3.0394 77.201	0.000 0.00	0.0780 1.981
MB 633AM STD/0.25/0.5/0.75 Optional to MB 605AM (set includes thrustwashers) contains thrustwashers	M 601U M 601L	6 Pairs	1,2,3,4, 5,6	2.2818/2.2826 57.958/57.978	2.4803/2.4810 63.000/63.017	0.727 18.47	0.0984 2.499
	W2009D W2009E	2 Pairs		2.5000 63.500	3.0394 77.201	0.004 0.10	0.0780 1.981
51	AQN 2.4Liter DOHC, 20 Valves, Gasoline	08/1997 - 06/2006	2324 cc	81.00 X 90.20	5 cyl		51
CR 517AM STD/0.25/0.5/0.75	C6764	5 Pairs		2.1243/2.1251 53.957/53.978	2.2362/2.2370 56.799/56.820	0.665 16.90	0.0552 1.402
MB 622AM STD/0.25/0.5/0.75	M7089U M7089L	6 Pairs	1,2,3,4, 5,6	2.3606/2.3613 59.959/59.977	2.5591/2.5594 65.001/65.009	0.669 17.00	0.0985 2.502
52	761 2.4Liter 2 Valves, Diesel	01/1981 - 01/1984	2383 cc	76.50 X 86.40	6 cyl		52
CR6617CP STD/0.25/0.5/0.75	C 437	6 Pairs		1.8802/1.8810 47.757/47.777	1.9921/1.9929 50.599/50.620	0.747 18.97	0.0553 1.405
MB7001AM STD/0.25/0.5/0.75/1.0 requires thrustwashers	M 601U M 601L	7 Pairs	1,2,3,4, 5,6,7	2.2818/2.2826 57.958/57.978	2.4803/2.4810 63.000/63.017	0.727 18.47	0.0984 2.499

Volkswagen

Volkswagen









King Set No.	Part No.	Qty.	Position	Crankshaft Diameter	Housing Diameter	Length	Wall Thickness
TW2009AM STD/0.25/0.5	W2009D W2009E	2 Pairs		2.5000 63.500	3.0394 77.201	0.000 0.00	0.0780 1.981
53	BJK 2.4 Liter, L5, 2 Valves, Diesel	04/2006 -	2459 cc	81.00 X 95.50	5 cyl		53
	BJL 2.4 Liter, L5, 2 Valves, Diesel	04/2006 -	2459 cc	81.00 X 95.50	5 cyl		
	BJM 2.4 Liter, L5, 2 Valves, Diesel	04/2006 -	2459 cc	81.00 X 95.50	5 cyl		
	BJJ 2.4 Liter, L5, 2 Valves, Diesel	04/2006 -	2461 cc	81.00 X 95.50	5 cyl		
	CEBA 2.4 Liter, Diesel	05/2009 -	2461 cc	81.00 X 95.50	5 cyl		
	CEBB 2.4 Liter, Diesel	05/2009 -	2461 cc	81.00 X 95.50	5 cyl		
	CECA 2.4 Liter, Diesel	05/2009 -	2461 cc	81.00 X 95.50	5 cyl		
	CECB 2.4 Liter, Diesel	05/2009 -	2461 cc	81.00 X 95.50	5 cyl		
CR 524SV STD/0.25/0.5 Sputter replacment	C1266U C1266L	5 Pairs		2.0023/2.0031 50.858/50.879	2.1142/2.1146 53.701/53.711	0.803 20.40	0.0553 1.405
MB 605AM STD/0.25/0.5/0.75/1.0	M 601U M 601L	6 Pairs	1,2,3,4, 5,6	2.2818/2.2826 57.958/57.978	2.4803/2.4810 63.000/63.017	0.727 18.47	0.0984 2.499
TW2009AM STD/0.25/0.5	W2009D W2009E	2 Pairs		2.5000 63.500	3.0394 77.201	0.000 0.00	0.0780 1.981
MB 633AM STD/0.25/0.5/0.75 Optional to MB 605AM (set includes thrustwashers) contains thrustwashers	M 601U M 601L	6 Pairs	1,2,3,4, 5,6	2.2818/2.2826 57.958/57.978	2.4803/2.4810 63.000/63.017	0.727 18.47	0.0984 2.499
	W2009D W2009E	2 Pairs		2.5000 63.500	3.0394 77.201	0.004 0.10	0.0780 1.981
54	AXD EURO 3 L5 2.4 Liter, 2 Valves, Diesel	04/2003 -	2460 cc	81.00 X 95.50	5 cyl		54
	BLK 2.4 Liter, L5, 2 Valves, Diesel	07/2003 - 11/2006	2460 cc	81.00 X 95.50	5 cyl		
	BNZ 2.4 Liter, 2 Valves, Diesel	01/2006 - 11/2009	2460 cc	81.00 X 95.50	5 cyl		
	BPD 2.4 Liter, L5, 2 Valves, Diesel	01/2006 -	2460 cc	81.00 X 95.50	5 cyl		
	BAC 2.4 Liter, 2 Valves, Diesel	01/2003 - 11/2006	2461 cc	81.00 X 95.50	5 cyl		
	BLJ 2.4 Liter, L5, 2 Valves, Diesel	11/2003 - 11/2009	2461 cc	81.00 X 95.50	5 cyl		
	BPC 2.4 Liter, L5, 2 Valves, Diesel	11/2006 - 11/2009	2461 cc	81.00 X 95.50	5 cyl		
	BPE 2.4 Liter, L5, 2 Valves, Diesel	01/2006 -	2461 cc	81.00 X 95.50	5 cyl		
	AXE EURO 3 2.4 Liter, L5, 2 Valves, Diesel	04/2003 -	24600 cc	81.00 X 95.50	5 cyl		
CR 524SV STD/0.25/0.5 Sputter replacment	C1266U C1266L	5 Pairs		2.0023/2.0031 50.858/50.879	2.1142/2.1146 53.701/53.711	0.803 20.40	0.0553 1.405
MB 632CP STD/0.25/0.5/0.75	M 632U M 632L	6 Pairs		2.2820/2.2826 57.963/57.978	2.5196/2.5200 63.998/64.008	0.728 18.50	0.1182 3.002
55	AUE 2.8Liter DOHC, 24 Valves, Gasoline	08/1997 - 06/2006	2792 cc	81.00 X 90.30	6 cyl		55
	AES 2.8Liter SOHC/OHC, 12 Valves, Gasoline	07/1990 - 04/2003	2792 cc	81.00 X 90.30	6 cyl		
	ABV 2.9Liter DOHC, 12 Valves, Gasoline	08/1987 - 04/1999	2861 cc	82.00 X 90.30	6 cyl		
CR6764AM STD/0.25/0.5/0.75/1.0	C6764	6 Pairs		2.1243/2.1251 53.957/53.978	2.2362/2.2370 56.799/56.820	0.665 16.90	0.0552 1.402
MB7089AM STD/0.25/0.5/0.75	M7089U M7089L	7 Pairs	1,2,3,4, 5,6,7	2.3606/2.3613 59.959/59.977	2.5591/2.5594 65.001/65.009	0.669 17.00	0.0985 2.502
CR6764XP STD/0.25/0.5 Optional to CR6764AM (Race bearings, Tri-metal [pMax Black])	C6764-PR	6 Pairs		2.1243/2.1251 53.957/53.978	2.2362/2.2370 56.799/56.820	0.665 16.90	0.0552 1.402

Volkswagen				Volkswagen			
 King Set No.	 Part No.	 Qty.	 Position	 Crankshaft Diameter	 Housing Diameter	 Length	 Wall Thickness
MB7089XP STD/0.25/0.5 Optional to MB7089AM (Race bearings, Tri-metal [pMax Black])	M7089U-PR M7089L-PR	7 Pairs	1,2,3,4, 5,6,7	2.3606/2.3613 59.959/59.977	2.5591/2.5594 65.001/65.009	0.669 17.00	0.0985 2.502
56	ATA 2.8Liter SOHC/OHC, 12 Valves, Diesel Turbocharged	04/1996 - 07/2006	2799 cc	93.00 X 103.00	4 cyl		56
CR1610CP STD/0.25/0.5	C4355	1 Pair		2.1646/2.1654 54.981/55.001	2.3228/2.3236 58.999/59.019	1.102 28.00	0.0782 1.986
CR4355CP STD/0.25/0.5	C4355	4 Pairs		2.1646/2.1654 54.981/55.001	2.3228/2.3236 58.999/59.019	1.102 28.00	0.0782 1.986
MB1246CP STD/0.25/0.5	M5633U M5633L	1 Pair		2.7552/2.7559 69.982/70.000	2.9528/2.9535 75.001/75.019	0.886 22.50	0.0977 2.482
MB5633CP STD/0.25/0.5/0.75/1.0	M5633U M5633L	5 Pairs		2.7552/2.7559 69.982/70.000	2.9528/2.9535 75.001/75.019	0.886 22.50	0.0977 2.482

Engine Index: Volvo

Engine-Code	Years	Cyl	CC	Line
688,688.02 1.1Liter		4	1108	1
810/25/26/29/03 1.3 Liter		4	1289	1
B14 OE 1.4 Liter		4	1397	2
B141 1.4 Liter		4	1397	2
B143S 1.4 Liter		4	1397	2
B1440 1.4 Liter		4	1397	2
B144 _1.4 Liter		4	1397	2
DV6 TED 9HY/Z 1.5 Liter, G8DA, G8DB, D4164T		4	1560	3
B18 1.8 Liter		4	1780	4
5202F/S, 5204T3 1.9 Liter		5	1984	5
B204 1.9 Liter		4	1986	8
B200E 1.9 Liter		4	1986	8
D24 1.9 Liter		5	1986	9
B19A 1.9 Liter CR: 9.2/10:1		4	1986	7
B19E 1.9 _Liter, Fuel Injection		4	1986	7
B20A/B/E/F 2.0Liter		4	1986	6
B200 2.1 Liter, Turbochargedd		4	2100	8
B21A,B21E 2.1 Liter, Carburettor and Fuel Injection		4	2127	7
B21E 2.1 Liter, Fuel Injection (for USA)		4	2127	7
B230 2.3 Liter, Fuel Injection		4	2316	8
B23 2.3 Liter, K-Jetronic Ignition		4	2316	7
B234F 2.3 Liter, DOHC 16 Valve		4	2316	8
B23FT 2.3 Liter		4	2316	8
B5234FT/T3/T4 2.3 Liter		5	2319	5
D24 2.3 Liter		6	2383	10
B 5252 F/S 2.4 Liter		5	2435	5
B 5254 F/FT/S/T 2.4 Liter		5	2435	5
B6254G,S 2.4 Liter		6	2473	11
B6304F,G,S 2.9 Liter		6	2922	11
B30 2.9 Liter		6	2979	12
4.236 3.8 Liter, Direct Injection, Diesel		4	3860	13
D47A/VDE Diesel 4.7 Liter		6	4704	14
D50A/B TD50A/B 5.1 Liter, Normally Aspirated and Turbo, Diesel		6	5100	14
D60 5.4 Liter		6	5480	14
TD60A/B/C D 5.4 Liter, Turbochargedd, Diesel		6	5480	14

Engine-Code	Years	Cyl	CC	Line
D61F/G Turbo 5.4 Liter, TD61F,TD61G/GA/GB/GC/GS, Diesel		6	5480	15
TD61B 5.4 Liter, Turbochargedd, Diesel		6	5480	15
TD63,TD63ES 5.4 Liter, Turbochargedd, Diesel		6	5480	15
D70A/B/CHC 6.7 Liter, Diesel		6	6700	16
TD70A-B-C D 6.7 Liter,Turbochargedd, Diesel		6	6700	16
TD70E 6.7 Liter, Direct Injection Turbochargedd, diesel		6	6700	16
TD70F/G/FS D 6.7 Liter, Turbochargedd TD70CHC/CEC, Diesel		6	6700	17
TD70H 6.7 Liter, Turbochargedd, Diesel		6	6700	17
TD71F/G/FD/FS 6.7 Liter, Turbochargedd, Diesel		6	6700	17
D7E Euro 4/Euro 5 7.1Liter Diesel Turbocharged Intercooler		6	7100	18
D 7 D EAE 2 7.1Liter 2 Valves, Diesel		6	7146	19
D 7 D EAE2 Euro 2 7.1Liter 4 Valves, Diesel		6	7146	19
D16C 550 16.1Liter OHV, 4 Valves, Diesel Supercharged Intercooler		6	16120	20
D16C 610 16.1Liter OHV, 4 Valves, Diesel Supercharged Intercooler		6	16120	20
D16E 540 16.1Liter OHV, 4 Valves, Diesel Supercharged Intercooler		6	16120	20
D16E 580 16.1Liter OHV, 4 Valves, Diesel Supercharged Intercooler		6	16120	20
D16E 660 16.1Liter OHV, 4 Valves, Diesel Supercharged Intercooler		6	16120	20
D16A 16.1Liter SOHC/OHC, 2 Valves, Diesel Supercharged Intercooler		6	16123	20

Volvo				Volvo			
							
King Set No.	Part No.	Qty.	Position	Crankshaft Diameter	Housing Diameter	Length	Wall Thickness
1	688,688.02 1.1Liter			1108 cc 70.00 X 72.00 4 cyl			1
	810/25/26/29/03 1.3 Liter			1289 cc 73.00 X 77.00 4 cyl			
CR 446AM STD/0.25/0.5/0.75/1.0/1.25/1.5 -1975	C 446	4 Pairs		1.7309/1.7315 43.965/43.980	1.8746/1.8750 47.615/47.625	0.816 20.72	0.0713 1.811
CR4426AM STD/0.25/0.5/0.75/1.0/1.25/1.5 1975-	C4426	4 Pairs		1.7309/1.7315 43.965/43.980	1.8746/1.8750 47.615/47.625	0.697 17.70	0.0712 1.808
MB 505AM STD/0.25/0.5/0.75/1.0/1.25 for 46mm journal	M 505/1U M 505/1L	2 Pairs	1,3	1.8106/1.8110 45.989/45.999	1.9635/1.9642 49.873/49.891	0.963 24.47	0.0759 1.928
	M 505/2U M 505/2L	3 Pairs	2,4,5	1.8106/1.8110 45.989/45.999	1.9635/1.9642 49.873/49.891	0.767 19.48	0.0759 1.928
MB 588AM STD/0.25/0.5/0.75/1.0/1.25/1.5 for 54.8mm journal	M 588U M 588L	5 Pairs		2.1568/2.1572 54.783/54.793	2.3122/2.3129 58.730/58.748	0.767 19.47	0.0767 1.948
TW 121AM STD/0.05/0.10/0.15/0.25/0.5	W 121	1 Pair		2.3819/2.3917 60.500/60.749	3.1398/3.1496 79.751/80.000	0.000 0.00	0.1102 2.799
2	B14 OE 1.4 Liter			1397 cc 76.00 X 77.00 4 cyl			2
	B141 1.4 Liter			1397 cc 76.00 X 77.00 4 cyl			
	B143S 1.4 Liter			1397 cc 76.00 X 77.00 4 cyl			
	B1440 1.4 Liter			1397 cc 76.00 X 77.00 4 cyl			
	B144 1.4 Liter			1397 cc 76.00 X 77.00 4 cyl			
CR4426AM STD/0.25/0.5/0.75/1.0/1.25/1.5 1975-	C4426	4 Pairs		1.7309/1.7315 43.965/43.980	1.8746/1.8750 47.615/47.625	0.697 17.70	0.0712 1.808
MB 588AM STD/0.25/0.5/0.75/1.0/1.25/1.5 for 54.8mm journal	M 588U M 588L	5 Pairs		2.1568/2.1572 54.783/54.793	2.3122/2.3129 58.730/58.748	0.767 19.47	0.0767 1.948
TW 121AM STD/0.05/0.10/0.15/0.25/0.5	W 121	1 Pair		2.3819/2.3917 60.500/60.749	3.1398/3.1496 79.751/80.000	0.000 0.00	0.1102 2.799

Volvo				Volvo			
King Set No.	Part No.	Qty.	Position	Crankshaft Diameter	Housing Diameter	Length	Wall Thickness
3	DV6 TED 9HY/Z 1.5 Liter, G8DA, G8DB, D4164T	1560 cc	75.00 X 88.30	4 cyl			3
CR4503SX STD/0.3/0.5/0.8	C4503	4 Pairs		1.8494/1.8500 46.975/46.990	1.9943/1.9950 50.655/50.673	0.669 17.00	0.0716 1.819
MB5399SI STD/0.3/0.5/0.8/1.0	M5399U	5 Halves		1.9670/1.9678 49.962/49.982	2.1124/2.1131 53.655/53.673	0.784 19.90	0.0724 1.839
	M5399L	5 Halves		1.9670/1.9678 49.962/49.982	2.1124/2.1131 53.655/53.673	0.805 20.45	0.0719 1.826
TW 179AM STD/0.10/0.15/0.25	W 179	1 Pair		2.1732/2.1843 55.199/55.481	2.8091/2.8228 71.351/71.699	0.000 0.00	0.0960 2.438
4	B18 1.8 Liter	1780 cc	84.15 X 80.00	4 cyl			4
CR4406AM STD/010/020/030/040	C4406	4 Pairs		2.1295/2.1300 54.089/54.102	2.2765/2.2770 57.823/57.836	1.061 26.95	0.0725 1.842
MB 523AM crank flange length mm STD 38.91/38.86 010 39.01/38.96 020 39.16/39.11 060 39.41/39.36	M 523	4 Pairs	1,2,3,4	2.4977/2.4982 63.442/63.454	2.6560/2.6570 67.462/67.488	1.109 28.17	0.0781 1.984
	F 523	1 Pair	5	2.4977/2.4982 63.442/63.454	2.6560/2.6570 67.462/67.488	1.536 39.01	0.0781 1.984
5	5202F/S, 5204T3 1.9 Liter	1984 cc	81.00 X 77.00	5 cyl			5
	B5234FT/T3/T4 2.3 Liter	2319 cc	81.00 X 90.00	5 cyl			
	B 5252 F/S 2.4 Liter	2435 cc	83.00 X 90.00	5 cyl			
	B 5254 F/FT/S/T 2.4 Liter	2435 cc	83.00 X 90.00	5 cyl			
CR 509AM STD/0.25/0.5/0.75/1.0	C6700	5 Pairs		1.9679/1.9685 49.985/50.000	2.0866/2.0871 53.000/53.012	0.764 19.40	0.0588 1.494
MB 612AM crank flange length mm STD 25.88/25.83 0.25 25.88/25.83 0.5 25.88/25.83 0.75 25.88/25.83 1.0 25.88/25.83	M7023U M7023L	5 Pairs		2.5585/2.5591 64.986/65.001	2.7165/2.7171 68.999/69.014	0.764 19.40	0.0783 1.989
	F7023U F7023L	1 Pair		2.5585/2.5591 64.986/65.001	2.7165/2.7171 68.999/69.014	1.023 25.98	0.0785 1.994
6	B20A/B/E/F 2.0Liter	1986 cc	88.89 X 80.00	4 cyl			6
CR4406AM STD/010/020/030/040 -1973	C4406	4 Pairs		2.1295/2.1300 54.089/54.102	2.2765/2.2770 57.823/57.836	1.061 26.95	0.0725 1.842
CR4451AM STD/010/020/030 1974-	C4451	4 Pairs		2.1255/2.1260 53.988/54.000	2.2835/2.2840 58.001/58.014	0.952 24.18	0.0782 1.986
MB 523AM crank flange length mm STD 38.91/38.86 010 39.01/38.96 020 39.16/39.11 060 39.41/39.36	M 523	4 Pairs	1,2,3,4	2.4977/2.4982 63.442/63.454	2.6560/2.6570 67.462/67.488	1.109 28.17	0.0781 1.984
	F 523	1 Pair	5	2.4977/2.4982 63.442/63.454	2.6560/2.6570 67.462/67.488	1.536 39.01	0.0781 1.984
7	B19A 1.9 Liter CR: 9.2/10:1	1986 cc	88.90 X 80.00	4 cyl			7
	B19E 1.9 Liter, Fuel Injection	1986 cc	88.90 X 80.00	4 cyl			
	B21A,B21E 2.1 Liter, Carburettor and Fuel Injection	2127 cc	92.00 X 80.00	4 cyl			
	B21E 2.1 Liter, Fuel Injection (for USA)	2127 cc	92.00 X 80.00	4 cyl			
	B23 2.3 Liter, K-Jetronic Ignition	2316 cc	96.00 X 80.00	4 cyl			
CR4451AM STD/010/020/030	C4451	4 Pairs		2.1255/2.1260 53.988/54.000	2.2835/2.2840 58.001/58.014	0.952 24.18	0.0782 1.986
MB 523AM crank flange length mm STD 38.91/38.86 010 39.01/38.96 020 39.16/39.11 060 39.41/39.36	M 523	4 Pairs	1,2,3,4	2.4977/2.4982 63.442/63.454	2.6560/2.6570 67.462/67.488	1.109 28.17	0.0781 1.984
	F 523	1 Pair	5	2.4977/2.4982 63.442/63.454	2.6560/2.6570 67.462/67.488	1.536 39.01	0.0781 1.984

Volvo				Volvo					
King Set No.	Part No.	Qty.	Position	Crankshaft Diameter	Housing Diameter	Length	Wall Thickness		
8	B204 1.9 Liter			1986 cc 88.90 X 80.00	4 cyl		8		
	B200E 1.9 Liter			1986 cc 88.90 X 80.00	4 cyl				
	B200 2.1 Liter, Turbocharged			2100 cc 92.00 X 80.00	4 cyl				
	B230 2.3 Liter, Fuel Injection			2316 cc 96.00 X 80.00	4 cyl				
	B23FT 2.3 Liter			2316 cc 96.00 X 80.00	4 cyl				
	B234F 2.3 Liter, DOHC 16 Valve			2316 cc 96.00 X 80.00	4 cyl				
CR4133AM STD/0.25/0.5/0.75	C4133	4 Pairs		1.9285/1.9293 48.984/49.004	2.0472/2.0478 51.999/52.014	0.943 23.95	0.0586 1.488		
MB5240AM STD/0.25/0.5/1.0	M5240U M5240L	5 Pairs	1,2,3,4, 5	2.1648/2.1654 54.986/55.001	2.3228/2.3236 58.999/59.019	0.827 21.00	0.0784 1.991		
9	D24 1.9 Liter			1986 cc 76.50 X 86.40	5 cyl		9		
	CR6617CP STD/0.25/0.5/0.75	C 437	6 Pairs		1.8802/1.8810 47.757/47.777	1.9921/1.9929 50.599/50.620		0.747 18.97	0.0553 1.405
	MB 776AM <i>crank flange length mm</i> STD 24.94/24.89 0.25 25.04/24.99 0.5 25.04/24.99 0.75 25.04/24.99 1.0 25.04/24.99	M 601U M 601L	6 Pairs	1,2,3,5, 6,7	2.2818/2.2826 57.958/57.978	2.4803/2.4810 63.000/63.017		0.727 18.47	0.0984 2.499
		F 601U F 601L	1 Pair	4	2.2818/2.2826 57.958/57.978	2.4803/2.4810 63.000/63.017		0.986 25.04	0.0984 2.499
	MB7001AM STD/0.25/0.5/0.75/1.0 requires thrustwashers	M 601U M 601L	7 Pairs	1,2,3,4, 5,6,7	2.2818/2.2826 57.958/57.978	2.4803/2.4810 63.000/63.017		0.727 18.47	0.0984 2.499
	TW2009AM STD/0.25/0.5	W2009D W2009E	2 Pairs		2.5000 63.500	3.0394 77.201		0.000 0.00	0.0780 1.981
10	D24 2.3 Liter			2383 cc 76.50 X 86.40	6 cyl		10		
	CR6617CP STD/0.25/0.5/0.75	C 437	6 Pairs		1.8802/1.8810 47.757/47.777	1.9921/1.9929 50.599/50.620		0.747 18.97	0.0553 1.405
	MB 776AM <i>crank flange length mm</i> STD 24.94/24.89 0.25 25.04/24.99 0.5 25.04/24.99 0.75 25.04/24.99 1.0 25.04/24.99	M 601U M 601L	6 Pairs	1,2,3,5, 6,7	2.2818/2.2826 57.958/57.978	2.4803/2.4810 63.000/63.017		0.727 18.47	0.0984 2.499
		F 601U F 601L	1 Pair	4	2.2818/2.2826 57.958/57.978	2.4803/2.4810 63.000/63.017		0.986 25.04	0.0984 2.499
	MB7001AM STD/0.25/0.5/0.75/1.0 requires thrustwashers	M 601U M 601L	7 Pairs	1,2,3,4, 5,6,7	2.2818/2.2826 57.958/57.978	2.4803/2.4810 63.000/63.017		0.727 18.47	0.0984 2.499
	11	B6254G,S 2.4 Liter			2473 cc 81.00 X 80.00	6 cyl			11
B6304F,G,S 2.9 Liter				2922 cc 83.00 X 90.00	6 cyl				
CR6700AM STD/0.25/0.5/0.75	C6700	6 Pairs		1.9679/1.9685 49.985/50.000	2.0866/2.0871 53.000/53.012	0.764 19.40	0.0588 1.494		
MB7023AM <i>crank flange length mm</i> STD 25.88/25.83 0.25 25.88/25.83 0.5 25.88/25.83 0.75 25.88/25.83	M7023U M7023L	6 Pairs		2.5585/2.5591 64.986/65.001	2.7165/2.7171 68.999/69.014	0.764 19.40	0.0783 1.989		
	F7023U F7023L	1 Pair		2.5585/2.5591 64.986/65.001	2.7165/2.7171 68.999/69.014	1.023 25.98	0.0785 1.994		
12	B30 2.9 Liter			2979 cc 88.89 X 80.00	6 cyl		12		
	CR6610AM STD/010/020/040 1968 - 1972	C4406	6 Pairs		2.1295/2.1300 54.089/54.102	2.2765/2.2770 57.823/57.836		1.061 26.95	0.0725 1.842
	CR6612AM STD/010/020 1973 - 1975	C4451	6 Pairs		2.1255/2.1260 53.988/54.000	2.2835/2.2840 58.001/58.014		0.952 24.18	0.0782 1.986

Volvo				Volvo			
King Set No.	Part No.	Qty.	Position	Crankshaft Diameter	Housing Diameter	Length	Wall Thickness
MB 773AM crank flange length mm STD 38.91/38.86 010 39.01/38.96 020 39.16/39.11	M 523	6 Pairs	1,2,3,4, 5,6	2.4977/2.4982 63.442/63.454	2.6560/2.6570 67.462/67.488	1.109 28.17	0.0781 1.984
	F 523	1 Pair	7	2.4977/2.4982 63.442/63.454	2.6560/2.6570 67.462/67.488	1.536 39.01	0.0781 1.984
13	4.236 3.8 Liter, Direct Injection, Diesel		3860 cc	98.48 X 127.00	4 cyl		13
CR 464AM STD/010/020/030/040/050/060/070/080	C 673	4 Pairs		2.4990/2.4995 63.475/63.487	2.6460/2.6465 67.208/67.221	1.254 31.85	0.0725 1.842
MB 519AM STD/010/020/030/040/050/060/070/080	M 727/1E M 727/1D	4 Pairs	1,2,4,5	2.9985/2.9990 76.162/76.175	3.1660/3.1670 80.416/80.442	1.254 31.85	0.0822 2.088
	M 727/3E M 727/3D	1 Pair	3	2.9985/2.9990 76.162/76.175	3.1660/3.1670 80.416/80.442	1.445 36.70	0.0822 2.088
TW 208AM STD/0.10/0.20/0.25/0.75	W 208D W 208E	2 Pairs		3.4200/3.4300 86.868/87.122	4.0880/4.0980 103.835/104.089	0.000 0.00	0.0900 2.286
14	D47A/VDE Diesel 4.7 Liter		4704 cc	95.25 X 100.00	6 cyl		14
	D50A/B TD50A/B 5.1 Liter, Normally Aspirated and Turbo, Diesel		5100 cc	95.25 X 120.00	6 cyl		
	D60 5.4 Liter		5480 cc	98.43 X 120.00	6 cyl		
	TD60A/B/C D 5.4 Liter, Turbocharged, Diesel		5480 cc	98.43 X 120.00	6 cyl		
CR6687CP STD/010/020/030/040	C6687	6 Pairs		2.4980/2.4985 63.449/63.462	2.6505/2.6510 67.323/67.335	1.339 34.00	0.0749 1.902
15	D61F/G Turbo 5.4 Liter, TD61F,TD61G/GA/GB/GC/GS, Diesel		5480 cc	98.43 X 120.00	6 cyl		15
	TD61B 5.4 Liter, Turbocharged, Diesel		5480 cc	98.43 X 120.00	6 cyl		
	TD63,TD63ES 5.4 Liter, Turbocharged, Diesel		5480 cc	98.43 X 120.00	6 cyl		
CR6688CP STD/010/020/030	C6688	6 Pairs		2.4980/2.4985 63.449/63.462	2.6505/2.6510 67.323/67.335	1.339 34.00	0.0749 1.902
16	D70A/B/CHC 6.7 Liter, Diesel		6700 cc	104.77 X 130.00	6 cyl		16
	TD70A-B-C D 6.7 Liter, Turbocharged, Diesel		6700 cc	104.77 X 130.00	6 cyl		
	TD70E 6.7 Liter, Direct Injection Turbocharged, diesel		6700 cc	104.77 X 130.00	6 cyl		
MB 734CP STD/010/020/030	M 734U M 734L	7 Pairs		3.2494/3.2500 82.535/82.550	3.4836/3.4844 88.483/88.504	1.204 30.58	0.1155 2.934
MB7710CP STD/010/020 Optional to MB 734CP (housing bore +.030")	M7710U M7710L	7 Pairs		3.2494/3.2500 82.535/82.550	3.5138/3.5144 89.251/89.266	1.204 30.58	0.1305 3.315
17	TD70F/G/FS D 6.7 Liter, Turbocharged TD70CHC/CEC, Diesel		6700 cc	104.77 X 130.00	6 cyl		17
	TD70H 6.7 Liter, Turbocharged, Diesel		6700 cc	104.77 X 130.00	6 cyl		
	TD71F/G/FD/FS 6.7 Liter, Turbocharged, Diesel		6700 cc	104.78 X 130.00	6 cyl		
MB 734CP STD/010/020/030	M 734U M 734L	7 Pairs		3.2494/3.2500 82.535/82.550	3.4836/3.4844 88.483/88.504	1.204 30.58	0.1155 2.934
MB7710CP STD/010/020 Optional to MB 734CP (housing bore +.030")	M7710U M7710L	7 Pairs		3.2494/3.2500 82.535/82.550	3.5138/3.5144 89.251/89.266	1.204 30.58	0.1305 3.315

Volvo				Volvo			
King Set No.	Part No.	Qty.	Position	Crankshaft Diameter	Housing Diameter	Length	Wall Thickness
18	D7E Euro 4/Euro 5 7.1Liter Diesel Turbocharged Intercooler		7100 cc	108.00 X 130.00	6 cyl		18
TW1019AM STD/0.10	W1019A W1019B	1 Pair		3.5984/3.6102 91.399/91.699	4.4783/4.4881 113.749/113.998	0.000 0.00	0.1161 2.949
19	D 7 D EAE 2 7.1Liter 2 Valves, Diesel		7146 cc	108.00 X 130.00	6 cyl		19
	D 7 D EAE2 Euro 2 7.1Liter 4 Valves, Diesel		7146 cc	108.00 X 130.00	6 cyl		
CR1634CP STD/0.25/0.5	C1634A C1634B	1 Pair		2.6763/2.6771 67.978/67.998	2.8543/2.8551 72.499/72.520	1.177 29.90	0.0880 2.235
MB1261SI STD/0.25/0.5	M1261	1 Pair		3.3456/3.3464 84.978/84.999	3.5629/3.5637 90.498/90.518	1.221 31.00	0.1077 2.736
TW1019AM STD/0.10	W1019A W1019B	1 Pair		3.5984/3.6102 91.399/91.699	4.4783/4.4881 113.749/113.998	0.000 0.00	0.1161 2.949
20	D16C 550 16.1Liter OHV, 4 Valves, Diesel Supercharged Intercooler		16120 cc	144.00 X 165.00	6 cyl		20
	D16C 610 16.1Liter OHV, 4 Valves, Diesel Supercharged Intercooler		16120 cc	144.00 X 165.00	6 cyl		
	D16E 540 16.1Liter OHV, 4 Valves, Diesel Supercharged Intercooler		16120 cc	144.00 X 165.00	6 cyl		
	D16E 580 16.1Liter OHV, 4 Valves, Diesel Supercharged Intercooler		16120 cc	144.00 X 165.00	6 cyl		
	D16E 660 16.1Liter OHV, 4 Valves, Diesel Supercharged Intercooler		16120 cc	144.00 X 165.00	6 cyl		
	D16A 16.1Liter SOHC/OHC, 2 Valves, Diesel Supercharged Intercooler		16123 cc	144.00 X 165.00	6 cyl		
CR1625CP STD	C1625	1 Pair		4.4086/4.4094 111.978/111.999	4.5987/4.6052 116.807/116.972	1.984 50.40	0.0929 2.360
MB1255CP STD Lower half with lug on left side	M1255U M1255L	1 Pair		4.6448/4.6457 117.978/118.001	4.8469/4.8478 123.111/123.134	1.492 37.90	0.0992 2.520
MB1256CP STD Lower half with lug on right side	M1255U M1256L	1 Pair		4.6448/4.6457 117.978/118.001	4.8469/4.8478 123.111/123.134	1.492 37.90	0.0992 2.520
MB1257CP STD Lower half with lug on right edge	M1255U M1257L	1 Pair		4.6448/4.6457 117.978/118.001	4.8469/4.8478 123.111/123.134	1.492 37.90	0.0992 2.520

CLEVITE to KING

CLEVITE	KING
CB-1005AL	CR4426AM
CB-1007AL	CR4438AM
CB-1009AL	CR4453AM
CB-1010AL	CR4011AM
CB-1015AL	CR4465AM
CB-1017AL	CR 501AM
CB-1017P	CR 411CP
CB-1026	CR 503AM
	CR4060AM
CB-1027	CR6670AM
CB-1027P	CR 204AM
	CR4094CP
CB-1030P	CR6656CP
CB-1032P	CR1222CP
CB-1044AL	CR 304AM
	CR4472AM
CB-1044P	CR 196AM
	CR 693AM
CB-1048P	CR4492AM
CB-1049AL	CR 812AM
CB-1053P	CR 133CP
CB-1072P	CR 652CP
CB-1093AL	CR 474SI
CB-1099AL	CR4141SI
CB-110M	CR 179AM
CB-1110AL	CR4485AM
CB-1120AL	CR4481AM
CB-1120HN	CR4481XP
CB-1135P	CR1016AM
CB-1137AL	CR4451AM
	CR6612AM
CB-1138AL	CR4488AM
CB-1142P	CR 627CP
CB-1144P	CR4155AM
CB-1145P	CR4501CA
CB-1149P	CR4073CP
CB-1154AL	CR4077AM
CB-1155P	CR 326AM
	CR 450AM
	CR1209CP
CB-1161AL	CR4496AM
CB-1162P	CR 502CP
CB-1163P	CR4083CP
CB-1166AL	CR4015AM
CB-1168AL	CR4016AM
CB-1171P	CR4042AM
	CR6640AM
	CR6640CP
CB-1172AL	CR4147AM
CB-1173P	CR 643AM
	CR4411AM
CB-1176P	CR6689CP
CB-1177P	CR4048CP
	CR6630CP
CB-1178P	CR 437CP
	CR 502CP
	CR6617CP
CB-1179P	CR 659CP
CB-1182P	CR 408AM
CB-1187P	CR1213CP
CB-1190	CR4421AM
CB-1191P	CR4003AM
	CR4003CP
CB-1193P	CR1217AM
	CR4076AM
CB-1195P	CR6633CP
CB-1197P	CR 155CP
CB-1198AL	CR4499AM
CB-1199AL	CR4498AM

CLEVITE	KING
CB-1201AL	CR6809CP
CB-1202AL	CR4448AM
CB-1205AL	CR4483AM
CB-1209AL	CR 685AM
CB-1210P	CR4418AM
CB-1214AL	CR6615AM
CB-1216AL	CR4482AM
CB-1217AL	CR4445AM
CB-1218P	CR4129AM
CB-1219AL	CR6606AM
CB-1220AL	CR4466AM
CB-1222AL	CR4462AM
CB-1223AL	CR4463AM
CB-1227AL	CR6618SI
CB-1228P	CR6616SI
CB-1231AL	CR1256SI
CB-1238AL	CR 605SI
CB-1240P	CR4137AM
CB-1250AL	CR4159AM
CB-1267P	CR1228SI
CB-1269AL	CR 424AM
CB-1269P	CR 424AM
CB1270AL	CR4447AM
CB-1270AL	CR4085AM
CB-1276AL	CR 436AM
CB-1278AL	CR4497AM
CB-1279AL	CR4495AM
CB-1280AL	CR6605AM
CB-1283AL	CR6619SI
CB-1286P	CR 873CP
CB-1287AL	CR 407AM
	CR6627AM
CB-1290AL	CR4170AM
CB-1291AL	CR4173AM
CB-1294AL	CR4232AM
CB-1295CP	CR1209CP
CB-1296P	CR 183CP
CB-1297P	CR1208CP
CB-1298P	CR6749CP
CB-1299P	CR4292CP
	CR6671AM
CB-1300AL	CR 506AM
CB-1302P	CR4133AM
CB-1306AL	CR4078AM
CB-1309AL	CR4075AM
CB-1310AL	CR4019AM
CB-1311AL	CR4006AM
CB-1312P	CR6726CP
CB-1313P	CR 876CP
CB-1314P	CR 877CP
	CR1212CP
CB-1325	CR4093AM
CB-1326	CR 426AM
CB-1327	CR 829CP
CB-1330AL	CR4127AM
CB-1332AL	CR4099AM
CB-1333AL	CR4128AM
CB-1337P	CR6721CP
CB-1339AL	CR4082AM
CB-1340AL	CR4140AM
CB-1343AL	CR4122AM
CB-1345AL	CR4064AM
CB-1347P	CR 418AM
	CR4147AM
CB-1349AL	CR4171AM
CB-1351P	CR 819CP
CB-1352AL	CR 413AM
CB-1353AL	CR 439AM
CB-1353H	CR 439XP

CLEVITE	KING
CB-1354P	CR1628CP
CB-1355P	CR4598CP
CB-1358AL	CR6625SI
CB-1361AL	CR 429AM
CB-1362AL	CR 405AM
CB1371	CR4141SI
CB-1371AL	CR4141SI
CB-1377P	CR4141SI
CB-1380AL	CR4021SI
CB-1383AL	CR4010AM
CB-1385AL	CR 691SI
CB-1387AL	CR6636SI
CB-1388AL	CR4059SI
CB-1393AL	CR4004AM
CB-1399AL	CR4478AM
CB-1401AL	CR 307AM
	CR4020AM
CB-1405	CR 306AM
CB-1406AL	CR4018AM
CB-1407AL	CR4028AM
CB-1408AL	CR4017AM
CB-1408P	CR4106AM
CB-1409P	CR1285SI
	CR6782SI
CB-1410P	CR6675AM
CB-1411AL	CR6629AM
CB-1413P	CR1035SI
	CR4165SI
	CR6699SI
CB-1414AL	CR1207AM
CB-1415AL	CR1206AM
CB-1416AL	CR 180AM
CB-1418P	CR4013AM
CB-1420P	CR 628CP
CB-1426H	CR4104XP
CB-1426P	CR4104CP
CB-1437AL	CR 696AM
CB-1439P	CR4209CP
CB-1442H	CR 868HPN
	CR 868XPN
CB-1442P	CR 868SI
	CR1039SI
	CR1241SI
CB-1443AL	CR6664SI
CB-1451AL	CR 418AM
CB-1452AL	CR4489AM
CB-1453AL	CR4002AM
CB-1453H	CR4002XP
CB-1455AL	CR4096AM
CB-1456AL	CR4033AM
CB-1457P	CR6738AM
CB-1459P	CR4139AM
CB-1461AL	CR4046AM
CB-1461HN	CR4046XP
CB-1463P	CR4162CP
CB-1464AL	CR4052AM
CB-1465	CR 697CP
CB-1465P	CR 697AM
CB-1469P	CR 312AM
CB-1472AL	CR4187AM
CB-1474AL	CR4032CP
	CR4032SI
CB-1476AL	CR4189AM
CB-1477AL	CR4056AM
CB-1480AL	CR4141SI
CB-1498P	CR6674CP
CB-1505P	CR 135CP
CB-1521P	CR4210AM
CB-1534P	CR6688CP

CLEVITE	KING
CB-1544P	CR4082AM
CB-1545P	CR4467CP
CB-1546AL	CR4198AM
CB-1549AL	CR 652AM
CB-1554P	CR1235CP
	CR6863CP
CB-1556P	CR1233CP
CB-1561P	CR6730CP
CB-1587	CR 468AM
CB-1588AL	CR4049AM
CB-1589AL	CR4065AM
CB-1590P	CR 426AM
CB-1591P	CR6676SI
CB-1592	CR6655AM
CB-1592AL	CR6655AM
CB-1593AL	CR4027AM
CB-1594AL	CR6634AM
CB-1597P	CR4141SI
CB-15P	CR8022AM
CB-1601	CR4270AM
CB-1620P	CR6790SI
CB-1623P	CR4149SI
CB-1625P	CR6641AM
CB-1627P	CR 888CP
CB-1628H	CR6754XP
CB-1628P	CR6754CP
CB-1629	CR4136AM
CB-1629H	CR4136XP
CB-1629P	CR4136AM
CB-1633P	CR 887CP
CB-1634P	CR 881SI
CB-1635P	CR4195AM
CB-1635P O/D002	CR4183AM
CB-1638P	CR6679CP
CB-1639	CR4135AM
CB-1639P	CR4135AM
CB-1643H	CR4120XP
CB-1647P	CR4255SI
CB-1648P	CR8003SI
CB-1652P	CR4105AM
CB-1653	CR6655AM
CB-1653P	CR6655AM
CB-1654P	CR4141SI
CB-1656AL	CR6727AM
CB-1657AL	CR4125CP
	CR4125SI
CB-1658AL	CR4130AM
CB-1663H	CR8028XP
CB-1667P	CR6712SI
CB-1668P	CR4256AM
CB-1669P	CR6810SI
CB-1670P	CR6780SI
CB-1772AL	CR6751SI
CB-1774P	CR4150SI
CB-1776A	CR4183AM
CB-1776P	CR 865SI
CB-1777P	CR4242AM
CB-1778A	CR 871SI
CB-1779P	CR8013SI
CB-1780H	CR4033XP
CB-1781AL	CR4219AM
CB-1782AL	CR4119AM
CB-1783P	CR6669AM
CB-1785H	CR4287XP
CB-1785P	CR4287AM
CB-1786AL	CR4121AM
CB-1787P	CR6781SI
CB-1790A	CR6807SI
CB-1794A	CR6683SI
CB-1796A	CR6806SI
CB-1797A	CR6680AM
	CR6680SI
CB-1798V	CR8033GP
CB-1799P	CR6804SI

CLEVITE	KING
CB-1802P	CR8014SI
CB-1803A	CR 872SI
CB-1805P	CR8037CP
CB-1808P	CR8032CP
CB-1811P	CR 525SI
	CR1330SI
	CR4529SI
CB-1813A	CR4256AM
CB-1814P	CR8038CP
CB-1817P	CR4271AM
CB1819P	CR6825SI
CB-1819P	CR6825SI
CB-1824AL	CR6764AM
CB-1825P	CR 509AM
CB-1827AL	CR4363SI
CB-1829P	CR4157AM
CB-1830P	CR6685AM
CB-1832P	CR6735AM
CB-1833P	CR6686AM
CB-1835AL	CR4514SI
CB-1838AL	CR4507SI
CB-1838H	CR4507XP
CB-1840AL	CR4515SI
CB-1840H	CR4515XP
CB-1842P	CR1018XA
CB-1847P	CR1643CP
CB-1851AL	CR6750SI
CB-1854A	CR8030SI
CB-1854P	CR8030SI
CB-1855A	CR8031SI
CB-1855P	CR8031SI
CB-1856HN	CR 867XPN
CB-1857P	CR6775CP
CB-1858AL	CR4533SI
CB-1859P	CR4512SI
CB-1861H	CR4542XP
CB-1863AL	CR4263SI
CB-1869P	CR1655CP
CB-1873AP	CR1305SI
CB-1877A	CR6826SI
CB-1877A(6)	CR6826SI
CB-1882A	CR6860SI
CB-1882A-10	CR6861SI
CB-1918H	CR4586XP
CB-200P	CR4068AM
CB-2356	CR 820AM
CB-236M	CR 401AM
CB-2380	CR6649AM
CB-35AL	CR1010AM
CB-362M	CR4070AM
CB-38AL	CR1009AM
CB-416P	CR 610AM
CB-461AL	CR 810AM
CB-465AL	CR 603AM
CB-466AL	CR 603AM
CB-481A	CR1240SI
CB-481HN	CR 805XPN
CB-481P	CR 805SI
	CR1317SI
CB-487AL	CR 420AM
CB-488AL	CR 417AM
CB-489AL	CR 451AM
	CR 654AM
CB-496AL	CR 438AM
CB-513A	CR 844AM
CB-527	CR 806AM
CB-527HD	CR 806HPND
	CR 806XPND
CB-527HND	CR 806HPND
	CR 806XPND
CB-535P	CR4069AM
CB-560AL	CR 301AM
	CR 454AM
	CR 655AM

CLEVITE	KING
CB-562AL	CR 416AM
CB-583AL	CR 618AM
	CR4009AM
CB-603AL	CR 410AM
CB-604P	CR6631CP
CB-606AL	CR 614AM
CB-610P	CR 811SI
	CR4494SI
	CR6614SI
CB-634H	CR 804HPN
	CR 804XPN
CB-634HD	CR 804XPND
CB-634HN	CR 804HPN
	CR 804XPN
CB-634P	CR 804SI
CB-652AL	CR 456AM
CB-653AL	CR4037AM
CB-654AL	CR4001AM
CB-655P	CR1626CP
CB-660AL	CR 419AM
	CR 615AM
CB-663A	CR4361SI
CB-663AL	CR 641SI
	CR 807SI
CB-663H	CR 807HPN
	CR 807XPN
CB-663HD	CR 807HPND
	CR 807XPND
CB-663HN	CR 807HPN
	CR 807XPN
CB-663HN-1	CR 807HPN 001
CB-663HN-10	CR 807HPN 010
CB-663HN-11	CR 807HPN 011
CB-663HN-20	CR 807HPN 020
CB-663HN-21	CR 807HPN 021
CB-663HN-30	CR 807HPN 021
CB-663HN-9	CR 807HPN 009
CB-663HND	CR 807HPND
	CR 807XPND
CB-663P	CR 641SI
CB-667AL	CR 464AM
	CR 673AM
CB-669P	CR 156SI
CB-670AL	CR 402AM
	CR 461AM
CB-675H	CR1629XP
CB-675P	CR1629CP
CB-676P	CR 888CP
CB-678AL	CR4107AM
CB-679AL	CR4415AM
CB-684AL	CR 817AM
CB-686P	CR1650CP
CB-692P	CR 652CP
CB-696P	CR 651CP
CB-699AL	CR 640SI
CB-703P	CR1627CP
CB-706AL	CR 462AM
	CR 653AM
CB-715AL	CR 435AM
CB-719AL	CR 444AM
CB-721AL	CR 422AM
CB-722AL	CR 446AM
CB-723AL	CR 432SI
	CR 642SI
CB-727AL	CR 430AM
CB-729AL	CR 621AM
CB-734AL	CR4406AM
	CR6610AM
CB-738AL	CR 434AM
CB-740AL	CR 403AM
CB-741AL	CR4410AM
CB-743H	CR 808HPN
	CR 808XPN
CB-743HD	CR 808HPND

CLEVITE	KING
CB-743HD	CR 808XPND
CB-743HN	CR 808HPN
	CR 808XPN
CB-743HND	CR 808HPND
	CR 808XPND
CB-743P	CR 808SI
CB-745AL	CR 624AM
	CR 803AM
	CR4423AM
CB-745H	CR 803HPN
	CR 803XPN
CB-745HD	CR 803XPND
CB-745HN	CR 803HPN
	CR 803XPN
CB-746	CR 467CP
	CR 674CP
CB-751AL	CR 468AM
CB-757AL	CR 302AM
	CR 682AM
	CR4418AM
CB-758	CR4240CP
CB-758P	CR 815CP
CB-759AL	CR 189AM
	CR 314AM
	CR4057AM
	CR6643AM
CB-760AL	CR 809AM
CB-772AL	CR4402AM
CB-780AL	CR 409AM
CB-782AL	CR 449AM
	CR 646AM
CB-783AL	CR4419AM
	CR6604AM
CB-790AL	CR 414AM
CB-792P	CR4403AM
CB-797	CR6659CP
CB-799	CR4036AM
CB-808P	CR6632CP
CB-809AL	CR4439AM
CB-809P	CR6609AM
CB-818H	CR 874HP
CB-818P	CR 816SI
CB-831HN	CR 814XPN
CB-831P	CR 814SI
CB-833AL	CR4432AM
CB-835AL	CR4413AM
CB-836AL	CR4132AM
CB-837AL	CR 643AM
	CR4411AM
CB-846AL	CR 443AM
CB-847	CR 420AM
CB-848AL	CR 412AM
CB-864P	CR4401AM
CB-868P	CR6687CP
CB-895AL	CR4452AM
CB-904P	CR 681CP
CB-906P	CR 676CP
CB-907P	CR 467CP
	CR 674CP
CB-927HN	CR 813XPN
CB-927P	CR 813SI
CB-931AL	CR4441AM
CB-933AL	CR4473AM
CB-935AL	CR 679AM
CB-939AL	CR 457AM
CB-941P	CR4225CP
CB-943AL	CR4440AM
CB-945P	CR 875CP
CB-960AL	CR 648SI
	CR 818SI
	CR4023SI
CB-966AL	CR4431AM
	CR6607AM
CB-967AL	CR4424AM

CLEVITE	KING
CB-968AL	CR4425AM
CB-969AL	CR4446AM
CB-975P	CR4428AM
CB-980AL	CR4442AM
CB-981AL	CR4443AM
CB-982AL	CR 448AM
	CR 625AM
CB-984P	CR4476SI
CB-988AL	CR 472AM
CB-993AL	CR4493AM
MB-2454AL	MB 148AM
MB-2455AL(F)	MB 149AM
MB-742P	MB 153AM
MBS/7-1377P	MB7742CP
MBS-719P	MB 460CP
MS-04PP	MB1129AM
MS-1010AL	MB5503AM
MS-1010H	MB5503XP
MS-1016AL	MB3319AM
MS-1029P	MB3353CP
MS-1035AL	MB 508AM
MS-1037AL	MB 354AM
MS-1038AL	MB 509SI
MS-1038H	MB 509HP
	MB 509XP
MS-1039P	MB5650SI
MS-1039V	MB5650HP
	MB5650XP
MS-1041AL	MB5518AM
MS-1050AL	MB5502AM
MS-1051AL	MB 510SI
MS-1054AL	MB 534AM
MS-1055AL	MB 347AM
MS-1056AL	MB 348AM
MS-1057AL	MB 551AM
MS-1070AL	MB 765AM
MS-1077AL	MB 354AM
MS-1084AL	MB 545AM
MS-1085AL	MB 518AM
MS-10P	MB3316AM
MS-1102AL	MB 547AM
MS-1103AL	MB 434AM
MS-1104AL	MB 767AM
MS-1106P	MB 768AM
MS-1107AL	MB 553AM
MS-1108AL	MB 549AM
MS-1109AL	MB 341AM
MS-1112AL	MB 432AM
MS-1117P	MB 582AM
MS-1118AL	MB 359AM
MS-1139AL	MB 364AM
MS-1140AL	MB 533AM
MS-1141AL	MB 543AM
MS-1142AL	MB 770AM
MS-1144AL	MB3306AM
MS-1145AL	MB 562AM
MS-115	MB 319AM
MS-1150P	MB 734CP
MS-1152P	MB 713CP
MS-1154AL	MB 773AM
MS-1155AL	MB 575AM
MS-1157P	MB5149AM
MS-1171P	MB5064CP
MS-1172P	MB 613CP
MS-1183AL	MB 505AM
MS-1197AL	MB 437AM
MS-1198AL	MB 581AM
MS1198P	MB 581AM
MS-1199AL	MB 780AM
MS-1206P	MB5506AM
MS-1208AL	MB 542AM
MS-120P	MB3341AM
MS-1213AL	MB5546AM
MS-1221P	MB 736CP

CLEVITE	KING
MS-1264AL	MB 563SI
MS-1266AL	MB 517SI
MS-1298AL	MB 540AM
MS-1329AL	MB3305AM
MS-1339AL	MB 764AM
MS-1344AL	MB5534SI
MS-1344P	MB 563SI
MS-1349P	MB7062CP
MS-135	MB5173AM
MS-1351AL	MB5508AM
MS-1352P	MB4019CP
MS-1353P	MB5571CP
MS-1354P	MB7007CP
MS-1355AL	MB5515AM
MS-1357AL	MB4101SI
MS-1358P	MB4038CP
MS-1359P	MB7033CP
MS-1360AL	MB5552AM
MS-1371AL	MB 593AM
MS-1376AL	MB5133AM
MS-1377P	MB7742CP
MS-1378P	MB 585CP
MS-1381AL	MB 588AM
MS-1389AL	MB 785AM
MS-1391AL	MB 602AM
MS-1395AL	MB3320AM
MS-1407P	MB5553AM
MS-1410P	MB 791CP
MS-1415AL	MB5517AM
MS-1419AL	MB 438AM
MS-1424AL	MB 592AM
MS-1427AL	MB 572AM
MS-1428AL	MB 580AM
MS-1430AL	MB 577AM
	MB5647AM
MS-1431	MB5168AM
MS-1432AL	MB5505SI
MS-1432H	MB5505XP
MS-1433AL	MB5248AM
MS-1434AL	MB 601AM
MS-144AL	MB 414AM
MS-1451P	MB5122CP
MS-1454AL	MB 445SI
MS-1456AL	MB 552AM
MS-1457P	MB5516AM
MS-1459AL	MB 799AM
MS-1476AL	MB5549AM
MS-1480AL	MB 548AM
MS-1484AL	MB5513AM
MS-1488AL	MB5028AM
MS-1489P	MB 605AM
MS-1490	MB 776AM
MS-1494AL	MB 427AM
MS-1496P	MB7767CP
MS-1496P-10	MB7767CP 010
MS-1496P-20	MB7767CP 020
MS-1496P-30	MB7767CP 030
MS-1499P	MB5584AM
MS-1524AL	MB5530AM
MS-1526P	MB 368SI
MS-1527P	MB5199SI
MS-1528P	MB4014SI
MS-1529P	MB7032SI
MS-1533AL	MB5521AM
MS-1537AL	MB5591AM
MS-1538AL	MB 609AM
MS-1539AL	MB 590AM
MS-1541AL	MB5544AM
MS-1542AL	MB5551AM
MS-1544P	MB 798AM
	MB 798CP
MS-1545P	MB5519AM
MS-1546AL	MB5138AM
MS-1548AL	MB7002AM

CLEVITE	KING
MS-1549AL	MB5520AM
MS-1554AL	MB 522AM
MS-1556AL	MB5037AM
MS-1557AL	MB5525AM
MS-1559P	MB 524AM
MS-1560AL	MB5510AM
MS-1563P	MB5257SI
MS-1564P	MB5224AM
MS-1565AL	MB5529AM
MS-1567AL	MB5531SI
MS-1568P	MB5560SI
MS-1570P	MB 587AM
MS-1571AL	MB3324AM
MS-1571P	MB3346AM
MS-1572P	MB3331SI
MS-1574AL	MB5037AM
MS-1577AL	MB5027AM
MS-1580P	MB5118CP
MS-1581P	MB7705CP
MS-1590P	MB 506AM
MS-1591	MB5144AM
MS-1595P	MB5524AM
MS-1596	MB5599SI
MS-1599AL	MB 305AM
MS-1600AL	MB 313AM
MS-1601AL	MB5536AM
MS-1602AL	MB5129AM
MS-1603AL	MB5180AM
MS-1605AL	MB5132AM
MS-1607AL	MB5117AM
MS-1608AL	MB 606AM
MS-1609AL	MB7721AM
MS-160P	MB 730CP
MS-1610AL	MB5240AM
MS-1611P	MB7048CP
MS-1612AL	MB5569AM
MS-1613AL	MB5589AM
MS-1614AL	MB5235AM
MS-1617AL	MB 535AM
MS-1618P	MB5168AM
MS-161P	MB5170AM
MS-1620P	MB5683SI
MS-1621	MB7749SI
MS-1626	MB5184AM
MS-1628P	MB 452SI
MS-1629AL	MB5547AM
MS-1637	MB 453AM
MS-1638P	MB5527AM
MS-1639P	MB5528AM
MS-1643P	MB5533SI
MS-1649AL	MB5182AM
MS-1651P	MB 770AM
MS-1654AL	MB5436SI
MS-1655AL	MB5594AM
MS-1659P	MB5070AM
MS-1660AL	MB 378AM
MS-1668P	MB 521AM
MS-1671	MB5195AM
MS-167P	MB 766CP
MS-1692AL	MB 435SI
MS-1701P	MB 463SI
MS-1702P	MB 459SI
MS-1703P	MB5590SI
MS-1704P	MB5557SI
MS-1706P	MB5558SI
MS-1708	MB 454AM
MS-1710AL	MB5085AM
MS-1714AL	MB5554AM
MS-1715AL	MB5563AM
MS-1717P	MB7009SI
MS-1718P	MB5006SI
MS-1720P	MB 458AM
MS-1733P	MB5532SI
MS-1739	MB 416AM

CLEVITE	KING
MS-1743P	MB5278AM
MS-1744	MB5183SI
MS-1744P	MB5183SI
MS-1753	MB5501AM
MS-1772P	MB7001AM
MS-1774	MB 787AM
MS-1775	MB5559AM
MS-1776	MB5540AM
MS-1776AL	MB5540AM
MS-1777P	MB4037AM
MS-1779AL	MB5556AM
MS-1780AL	MB5158AM
MS-1782P	MB4052SI
MS-1785AL	MB 490AM
MS-1788P	MB 461AM
MS-178AL	MB 583AM
MS-1795HP	MB5116HP
MS-1795M	MB5116HP
	MB5116XP
MS-17AAL	MB5020AM
MS-17AL	MB 536AM
MS-17PP	MB 536AM
MS-1801AL	MB5519AM
MS-1802	MB5537AM
MS-1802AL	MB5304AM
	MB5537AM
MS-1802H	MB5304XP
MS-1803AL	MB5359AM
MS-1804H	MB5568XP
MS-1804P	MB5568AM
MS-1805P	MB4007AM
MS-1806	MB5244AM
MS-1806AL	MB5244AM
MS-1808P	MB5029CP
MS-1810	MB 771CP
MS-1812P	MB4034SI
MS-1820AL	MB5587AM
MS-1821AL	MB5586AM
MS-1822P	MB 480SI
MS-1824AL	MB5566AM
MS-1827AL	MB7039AM
MS-1831P	MB7061CP
MS-1856AL	MB 504AM
MS-1857P	MB7053CP
MS-1869P	MB7731CP
MS-1871AL	MB5032AM
MS-1872AL	MB3330AM
MS-1873P	MB4015AM
MS-1908P	MB5538CP
MS-1917AL	MB5450AM
MS-1929P	MB7762CP
MS-1936P	MB7054CP
MS-1943AL	MB5250AM
MS-1945P	MB 546AM
MS-1946P	MB4060SI
MS-1947P	MB7719SI
MS-1948P	MB5148SI
MS-1949P	MB5245AM
MS-1950P	MB5373AM
MS-1951P	MB 495AM
MS-1952P	MB 474AM
MS-1953	MB5564AM
MS-1953AL	MB5564AM
MS-1983P	MB 431SI
MS-198P	MB 121CP
MS-2003P	MB 461AM
MS-2006P	MB4023SI
MS-2007H	MB5353HP
	MB5353XP
MS-2007P	MB5353SI
MS-2009P	MB5007SI
MS-2010P	MB4040SI
MS-2011P	MB4012AM
MS-2012P	MB5168AM

CLEVITE	KING
MS-2013P	MB5286CP
MS-2014H	MB7084XP
MS-2015	MB5243AM
MS-2015H	MB5243XP
MS-2015P	MB5243AM
MS-2017P	MB5128AM
MS-2021P	MB4018SI
MS-2022P	MB4017SI
MS-2028P	MB5052AM
MS-202P	MB3340AM
MS-2030P	MB7038AM
MS-2034P	MB5263CP
MS-2035AL	MB5226AM
MS-2037	MB4080SI
MS-2037P	MB4080SI
MS-2039H	MB5209XP
MS-2039P	MB5209AM
MS-2042P	MB5233AM
MS-2043	MB 524AM
MS-2046P	MB5225AM
MS-2056P	MB5367SI
MS-2057AL	MB5171AM
MS-2058AL	MB 496AM
MS-2061AL	MB7049AM
MS-2062AL	MB5220AM
	MB5234AM
MS-2063AL	MB5238AM
MS-2068P	MB5179AM
MS-2069P	MB5228AM
MS-2072P	MB5230AM
MS-2073P	MB5232AM
MS-2074P	MB4008AM
MS-2075P	MB5022AM
	MB5237AM
MS-2076P	MB5227AM
MS-2077P	MB5229AM
MS-2078P	MB5231AM
MS-2079P	MB 549AM
MS-2080P	MB5245AM
MS-2081P	MB7732AM
MS-2091P	MB5257SI
MS-2095H	MB5259XP
MS-2095P	MB5259AM
MS-2158P	MB7703AM
MS-2198AL	MB5281SI
MS-2198H	MB5283HP
	MB5283XP
MS-2199H	MB5013XP
MS-2199P	MB5293SI
MS-2200P	MB 629SI
MS-2201P	MB5270AM
MS-2202H	MB5280HP
	MB5280XP
MS-2202P	MB5280SI
MS-2203P	MB 621SI
MS-2204P	MB5219SI
MS-2205P	MB5088SI
MS-2207P	MB4056SI
MS-2208P	MB5008SI
MS-2209P	MB4074SI
MS-2210P	MB4103SI
MS-2211AL	MB5527AM
MS-2212AL	MB5089AM
MS-2213AL	MB5176AM
MS-2216P	MB5284SI
MS-2218P	MB5724CP
MS-2220H	MB5659XP
MS-2220P	MB5659SI
MS-2224AL	MB7765CP
MS-2226P	MB4016AM
MS-2229AL	MB7089AM
MS-2230AL	MB 612AM
MS-2232AL	MB5413SI
MS-2234P	MB5022AM

CLEVITE	KING
MS-2235AL	MB5682SI
MS-2236P	MB4010AM
MS-2238P	MB4050AM
MS-2240P	MB4011AM
MS-2243AL	MB5646SI
MS-2244P	MB4102SI
MS-2245AL	MB5442SI
MS-2248P	MB 624XA
MS-2258AL	MB5382AM
MS-2261H	MB5315XP
MS-2261P	MB5315AM
MS-2262P	MB4058CP
MS-2263AL	MB5664AM
MS-2267AM	MB5287AM
MS-2269P	MB5736CP
MS-2270AL	MB4049SI
MS-2276A	MB4272SI
MS-2292A	MB5734CP
MS-2292H	MB5734XP
MS-2295H	MB5280XP
MS-2295P	MB5733CP
MS-2307H	MB5722XP
MS-2309H	MB5673XP
MS-2357	MB5539AM
MS-2367P	MB 156AM
MS-2398	MB7704AM
MS-239P	MB 538CP
MS-240P	MB 728CP
MS-2646P	MB 172CP
MS-26A	MB 378AM
MS-30AL	MB 525AM
MS-426M	MB5585AM
MS-429AL	MB 554AM
MS-466P	MB3342AM
MS-468AL	MB 411AM
MS-46AL	MB 344AM
MS-483P	MB5511AM
MS-494P	MB4516CP
MS-496AL	MB5523AM
MS-496P	MB5523AM
MS-517AL	MB 407AM
MS-518AL	MB 409AM
MS-540H	MB 558XP
MS-558AL	MB 589AM
MS-590H	MB 529HP
	MB 529XP
MS-590P	MB 529SI
MS-614P	MB5577AM
MS-616	MB5532SI
MS-617AL	MB 752SI
MS-683P	MB4517CP
MS-685P	MB 559AM
MS-690B	MB 357AM
MS-704AL	MB 763SI
MS-708P	MB 451AM
MS-720AL	MB 511AM
MS-726	MB 329AM
MS-726B	MB 329AM
MS-735AL	MB 311AM
MS-736AL	MB 303AM
MS-741AL	MB 307AM
MS-742AL	MB 512AM
MS-750P	MB3332AM
MS-755AL	MB 501AM
MS-756AL	MB 704AM
MS-757AL	MB 727AM
MS-761P	MB 702CP
MS-766A	MB1131AM
MS-771AL	MB 762AM
MS-772AL	MB 440AM
MS-773AL	MB5000AM
MS-774AL	MB 705AM
MS-775AL	MB 516AM
MS-776AL	MB 703AM

CLEVITE	KING
MS-778P	MB 178CP
MS-779AL	MB 339AM
MS-782P	MB 790CP
MS-785AL	MB 310AM
MS-793AL	MB 335AM
MS-798AL	MB 333AM
MS-805AL	MB5514AM
MS-808AL	MB5323AM
MS-812AL	MB 321AM
MS-813AL	MB 523AM
MS-829H	MB 556HP
	MB 556XP
MS-829P	MB 556SI
MS-830AL	MB 519AM
MS-836P	MB 379CP
MS-837P	MB5298SI
MS-839P	MB7085CP
MS-863AL	MB 559AM
MS-863P	MB 559AM
MS-865AL	MB 419AM
MS-866AL	MB 530AM
MS-873AL	MB 360AM
MS-874AL	MB 466AM
MS-875AL	MB5588AM
MS-876AL	MB 555AM
MS-903AL	MB3315AM
MS-904AL	MB 420AM
MS-906AL	MB 737AM
MS-909AL	MB 557SI
MS-909H	MB 557HP
	MB 557XP
MS-910M	MB 533AM
MS-911B	MB5133AM
MS-913AL	MB 328AM
MS-914AL	MB 520AM
MS-921P	MB 475CP
MS-926AL	MB 544AM
MS-928AL	MB 769AM
MS-929AL	MB 515AM
MS-931AL	MB 541AM
MS-942AL	MB5509AM
MS-94AAL	MB 561AM
MS-951AL	MB 325AM
MS-960AL	MB 443AM
MS-963P	MB 558SI
MS-977AL	MB 738AM
MS-979AL	MB7750SI
MS-979P	MB7750SI
MS-981P	MB5504SI
MS-984AL	MB 537AM
MS-988AL	MB 526AM
MS-989AL	MB 757AM
SH-1002S	CS 410BB
SH-1030S	CS 325BB
SH-1066S	CS 330BB
SH-1092S	CS 532BB
SH-1094S	CS 111BB
SH-1095S	CS 328BB
SH-1111S	CS 517BB
SH-1112S	CS 527BB
SH-1114S	CS 430BB
SH-1115S	CS 416BB
SH-1190S	CS 329BB
SH-1197S	CS 426BB
SH-1209S	CS 230BB
SH-1251S	CS 423BB
SH-1254S	CS 427BB
SH-1305S	CS 326BB
SH-1321S	CS 514HP
SH-1326S	CS 228BB
SH-1334S	CS 425BB
SH-1349S	CS 507BB
	CS 507HP
	CS 507HPT

CLEVITE	KING
SH-1350S	CS 414BB
SH-1351	CS 435BB
SH-1354S	CS 509BB
SH-1355S	CS 510BB
SH-1360S	CS5502BB
SH-1361S	CS 508BB
SH-1364S	CS 428BB
	CS 429BB
SH-1365S	CS 528BB
SH-1366S	CS 536BB
SH-1371S	CS 535BB
SH-1385S	CS 415BB
SH-1386S	CS 410BB
SH-1390S	CS 424BB
SH-1405S	CS 431BB
SH-1429S	CS 327BB
SH-1441S	CS4409BB
SH-1447S	CS 432BB
SH-1448S	CS 421BB
SH-1469S	CS3305BB
SH-1526S	CS 231BB
SH-1789S	CS4406BB
SH-1798S	CS1101BB
SH-1812S	CS4401BB
SH-1814S	CS5503BB
SH-1818S	CS6601BB
SH-190S	CS 433BB
SH-191S	CS3302BB
SH-1977S	CS 232BB
SH-1980S	CS 422BB
SH-1990S	CS5512BB
SH-1995S	CS5510BB
SH-1997S	CS2101BB
SH-1999S	CS 544BB
SH-2002S	CS2102BB
SH-2012ST	CS5504HPT
SH-2013ST	CS5506HPT
SH-2014ST	CS5505HPT
SH-2020S	CS5507BB
SH-209S	CS4408BB
SH-2160S	CS5503HP
SH-21S	CS4405BB
SH-277S	CS5509BB
SH-281C	PB 201CP
SH-287S	CS 534BB
SH-290S	CS 507BB
SH-291S	CS 538BB
	CS 540BB
SH-292S	CS 511BB
SH-369S	CS 540BB
SH-383S	CS 434BB
SH-398S	CS 542BB
SH-399S	CS 402BB
SH-400S	CS3303BB
SH-415S	CS4407BB
SH-426S	CS 530BB
SH-481S	CS 304BB
SH-502S	CS3304BB
SH-510S	CS 514BB
SH-530S	CS 537BB
SH-549S	CS 422BB
SH-559S	CS 539BB
SH-567S	CS 419BB
	CS4410BB
SH-56S	CS 334BB
SH-615S	CS4404BB
SH-616S	CS 524BB
SH-671S	CS 526BB
SH-694S	CS3306AM
SH-69S	CS 101BB
SH-703S	CS 418BB
SH-710S	CS 516BB
SH-711S	CS 332BB
SH-716S	CS 531BB

CLEVITE	KING
SH-718S	CS 405BB
SH-720S	CS 412BB
SH-725S	CS 504BB
SH-767S	CS 529BB
SH-772S	CS 305BB
SH-777S	CS 417BB
SH-781S	CS 515BB
SH-791S	CS 317BB
SH-874S	CS 401BB
SH-875S	CS 512BB
	CS 512HP
SH-876S	CS 533BB
TW-103S	TW 280AM
TW-105S	TW 204AM
TW-113	TW 106AM
TW-113S	TW 106AM
TW-120S	TW 232AM
TW-128S	TW 260AM
TW-136S	TW 205AM
TW-139S	TW 252AM
TW-141S	TW 107AM
TW-142S	TW 120AM
TW-144	TW 216AM
TW-144S	TW 216AM
TW-147S	TW 206CP
TW-151S	TW 250AM
TW-164S	TW 121AM
TW-165S	TW 245AM
TW-168S	TW 215CP
TW-177	TW 105AM
TW-177S	TW 105AM
TW-186S	TW 186AM
TW-209S	TW 191AM
TW-218	TW 214AM
TW-218S	TW 214AM
TW-224S	TW 209AM
TW-225	TW 225AM
TW-225S	TW 225AM
TW-228	TW 210AM
TW-228S	TW 210AM
TW-230S	TW 272AM
TW-231	TW 222AM
TW-231S	TW 222AM
TW-232S	TW 132AM
TW-236	TW 113AM
TW-236S	TW 113AM
TW-247S	TW 212AM
TW-303S	TW 226AM
TW-316S	TW 208AM
TW-320S	TW 164AM
TW-321S	TW 177AM
TW-325S	TW 223AM
TW-326	TW 230AM
TW-326S	TW 230AM
TW-327	TW 110AM
TW-327S	TW 110AM
TW-334S	TW 255AM
TW-338S	TW 122AM
TW-340S	TW2009AM
TW-341S	TW2004AM
TW-343S	TW 135AM
TW-344S	TW 251AM
TW-346S	TW2008AM
TW-352	TW 228AM
TW-352S	TW 228AM
TW-370	TW 227AM
TW-370S	TW 227AM
TW-376S	TW 246AM
TW-377S	TW 291AM
	TW2014AM
TW-378S	TW 244AM
TW-384S	TW 165AM
TW-401	TW 231AM
TW-401S	TW 231AM

CLEVITE	KING
TW-414S	TW 107AM
TW-451	TW 118AM
TW-451S	TW 118AM
TW-453	TW 141AM
TW-453S	TW 141AM
TW-455	TW 134AM
TW-455S	TW 134AM
TW-458	TW 247AM
TW-458S	TW 247AM
TW-463	TW 234AM
TW-463S	TW 234AM
TW-472	TW 133AM
TW-472S	TW 133AM
TW-473	TW 140AM
TW-473S	TW 140AM
TW-474S	TW 151AM
TW-478	TW 144AM
TW-478S	TW 144AM
TW-526S	TW 188AM
TW-551S	TW2002AM
TW-552	TW 256AM
TW-552S	TW 256AM
TW-553	TW 248AM
TW-553S	TW 248AM
TW-554	TW 249AM
TW-554S	TW 249AM
TW-587S	TW 152AM
TW-588S	TW 288AM
TW-589S	TW 284AM
TW-590S	TW 139AM
TW-592	TW 226AM
TW-592S	TW 226AM
TW-595	TW 142AM
TW-595S	TW 142AM
TW-596S	TW 156AM
TW-598S	TW 287AM
TW-599S	TW 145AM
TW-604S	TW 285AM
TW-605S	TW 143AM
TW-606S	TW 170AM
TW-608S	TW 167AM
TW-611S	TW1003AM
TW-615S	TW 171AM
TW-617S	TW 158AM
TW-618S	TW 257AM
TW-619S	TW 193AM
TW-677S	TW 173AM
TW-678S	TW 271AM
TW-679S	TW1008AM
TW-683S	TW 185AM

FEDERAL MOGUL to KING

FEDERAL MOGUL	KING
1005M	CS4405BB
1010CP	CR 183CP
1010CPA	CR1208CP
1010M	CS 333BB
1011BF	TW 235AM
1011CP	MB 147CP
10-1985Ax2	CR1316SI
10-2130	CR1317SI
1063AF	TW 134AM
1064AF	TW 141AM
1088M	CS 433BB
1091M	CS 101BB
1093M	CS3302BB
1094M	CS4408BB
1099AF	TW 248AM
1115M	CS5509BB
1145M	CS 534BB
1146M	CS 538BB
1158M	CS 334BB
1160M	CS 539BB
1170M	CS 434BB
1177M	CS 542BB
1179M	CS 540BB
1-1985A	CR1241SI
1198M	CS4407BB
119M	MB5116HP
	MB5116XP
1202M	CS3303BB
1203BF	TW 152AM
1203M	CS 402BB
1204M	CS 514BB
1-2130CP	CR1240SI
1216M	CS 537BB
1218M	CS 530BB
1220M	CS 511BB
1225M	CS4404BB
1227M	CS3304BB
1230CP	CR 131CP
1234M	CS 509BB
1235M	CS 507BB
1244M	CS 422BB
129M	MB 529HP
	MB 529XP
1307M	CS 304BB
130M	MB5505XP
1-3125CP	CR 156SI
134M	MB5650HP
1-3850AP	CR1228SI
139M	MB 557HP
	MB 557XP
1401M	CS 526BB
1403M	CS 516BB
1404M	CS 524BB
140M	MB 509HP
	MB 509XP
1410M	CS 531BB
1414M	CS 517BB
141M	MB 556HP
	MB 556XP
1421M	CS5502BB
1422M	CS 508BB
1439M	CS 418BB
1441M	CS 410BB
1442M	CS 330BB
1443M	CS 417BB
1444M	CS 329BB
1445M	CS 515BB

FEDERAL MOGUL	KING
1450M	CS 419BB
1451M	CS 512BB
1453M	CS 533BB
1454M	CS 401BB
1459M	CS 332BB
1460M	CS 328BB
1461M	CS 325BB
1462M	CS 415BB
1463M	CS 414BB
1466M	CS 510BB
1467M	CS 532BB
146M	MB5503XP
1473M	CS 416BB
1480CP	CR 133CP
1481CP	MB 121CP
1484M	CS 527BB
1485M	CS 528BB
1487M	CS 228BB
148M	MB5353HP
	MB5353XP
1492M	CS 429BB
1493M	CS 426BB
1494M	CS 423BB
1496M	CS 536BB
149M	MB5283HP
152M	MB5013XP
153M	MB5280HP
1557M	CS 405BB
1561M	CS 317BB
1565M	CS 412BB
1570M	CS 305BB
1592M	CS 529BB
159M	MB5259XP
1603AF	TW 256AM
160M	MB5568XP
1644AF	TW 214AM
1645RA	CR4099AM
1-65925CPA	CR1217AM
1-66355RA	CR1207AM
1-66485RA	CR1206AM
1686AF	TW2014AM
1708M	CS 504BB
1726M	CS 230BB
1731AF	TW 280AM
1731M	CS 111BB
1732BF	TW 237AM
1734M	CS 304BB
1736AF	TW 247AM
1755M	CS 421BB
1756M	CS 326BB
1757M	CS 535BB
1777M	CS 425BB
1781M	CS 427BB
1782M	CS 420BB
1790M	CS 430BB
1793M	CS 424BB
1805M	CS 327BB
1807M	CS 231BB
1809M	CS 431BB
1810M	CS3305BB
1826AF	TW 140AM
1830CP	CR4069AM
1838M	CS 424BB
1842M	CS 417BBX
1843M	CS4406BB
1844M	CS4403BB
	CS4409BB

FEDERAL MOGUL	KING
1855M	CS 435BB
1859M	CS3301BB
1881M	CS 232BB
1886M	CS 432BB
1888M	CS5503BB
1889M	CS4401BB
1895M	CS2101BB
1896M	CS6601BB
1985A	CR1039SI
2020CP	CR 803AM
2056BF	TW 204AM
2101M	CS 524HP
2110M	CS 512HP
2215CPA	CR1627CP
2248AF	TW 232AM
2-3950CP	CR4043CP
2516AF	TW 253AM
2777AF	TW 238AM
2783AF	TW 260AM
2783AFA	TW 260AM
2786BF	TW 106AM
2847AF	TW 254AM
2869BF	TW 107AM
2869BFA	TW 107AM
2873BF	TW 250AM
2897AF	TW 104AM
2919BF	TW 219CP
2952BF	TW 120AM
2966BF	TW 206CP
2966BFA	TW 215CP
3056AF	TW 223AM
3080CPA	CR1626CP
3-1010CP	CR 183CP
3105RA	CR 302AM
3-1140RA	CR 307AM
3-1180RA	CR 306AM
3137BFA	TW 208AM
3-2015RAA	CR 301AM
3-3105RA	CR 302AM
3325APA	CR 189AM
3326AP	MB 148AM
3327AP	MB 149AM
3-3325APA	CR 314AM
3335CP	CR1629CP
3365CP	CR4045AM
3461AFA	TW 214AM
3470CPA	CR1628CP
3567AF	TW 222AM
3571BF	TW 118AM
3-60115CP	CR 317CP
3-65925CP	CR 304AM
3715CP	CR1627CP
3911AF	TW 227AM
3926AF	TW 231AM
3954BF	TW 146AM
3956BF	TW 249AM
3977AF	TW 268AM
4001M	MB3342AM
4009M	MB5585AM
4015M	MB3340AM
4040M	MB5511AM
4081AF	TW 177AM
4084M	MB5523AM
4092M	MB 407AM
4094M	MB 555AM
4096M	MB 589AM
4-1015RA	CR4122AM

FEDERAL MOGUL	KING
4-1025RA	CR 429AM
4-1035CP	CR4010AM
4-1060CP	CR4137AM
4-1130RA	CR4159AM
4-1140RA	CR4020AM
4-1145CP	CR4004AM
4-1145RA	CR4004AM
4-1150CP	CR4173AM
4123MA	MB5532SI
4-1245CP	CR 407AM
4124M	MB 752SI
4125M	MB 529SI
4-1305RA	CR4127AM
4-1400CP	CR4021SI
4141AF	TW 296AM
4-1470CP	CR4003AM
	CR4003CP
4-1490CP	CR4017AM
	CR4106AM
4-1495CP	CR 439AM
4-1510CP	CR4258AM
4-1520	CR4139AM
4-1540	CR4059SI
4-1555CPA	CR4240CP
4-1600CP	CR4202CP
4-1610RA	CR4027AM
4-1640CP	CR4025AM
4-1730RA	CR4229AM
4-1745RA	CR4205AM
4-1750CPA	CR4478AM
4176AF	TW 133AM
4-1825CP	CR4033AM
4-1830CP	CR1010AM
4-1855RA	CR4052AM
4-1870CP	CR4083CP
4-1900RA	CR4269AM
4191AF	TW 144AM
4193M	MB 307AM
4198M	MB 703AM
4-2015CPA	CR 454AM
4-2020CP	CR4423AM
4-2055CP	CR 420AM
4205CP	CR1305SI
4207M	MB 501AM
4-2090RA	CR4078AM
4220M	MB 704AM
4222M	MB 409AM
4-2245RAA	CR 451AM
4-2295RA	CR 438AM
4-2380CP	CR4009AM
4-2390RA	CR 416AM
4247M	MB 414AM
4-2500RAA	CR4494SI
4251AF	TW 182AM
4-2555A	CR4361SI
4-2580CP	CR 456AM
4261M	MB 559AM
4263M	MB 443AM
4-2650RA	CR4415AM
4276RA	MB5447AM
	PN-M5297-AM
4-2785RA	CR 410AM
4280RA	CR4207SI
4281M	MB5514AM
4282M	MB 325AM
4-2865RA	CR 422AM
4-2870RA	CR4410AM
4289M	MB 763SI
4290M	MB 762AM
4-2915CP	CR 462AM
4-2930CP	CR 409AM
4-2945RA	CR 419AM
4-2950RA	CR 446AM

FEDERAL MOGUL	KING
4-2950RAA	CR4426AM
4-2965CP	CR 417AM
4-3025RA	CR 414AM
4-3055CP	CR 432SI
4-3105RA	CR4418AM
4-3130SB	CR 402AM
4-3135AP	CR 464AM
4-3135CP	CR 464AM
4314M	MB 310AM
4327M	MB5387CP
4-3310CPA	CR4352SI
4-3310RAA	CR4023SI
4-3325AP	CR4057AM
4332M	MB4096CP
4334M	MB3349CP
4341M	MB 705AM
4-3460CP	CR4440AM
4-3480CP	CR4438AM
4-3485CP	CR4481AM
4351AF	TW 188AM
4352M	MB 727AM
4353M	MB 519AM
4-3545CPB	CR4476SI
4-3570CP	CR4141SI
4359M	MB5577AM
4-3665AP	CR4482AM
4-3800CPA	CR 424AM
4-3800RA	CR 424AM
4-3805CP	CR 436AM
4-3890CP	CR4085AM
4-3895RA	CR4018AM
	CR4209CP
4-3910RA	CR4495AM
4391M	MB 335AM
4-3920CP	CR4093AM
4-3925P	CR 413AM
4-3925RA	CR 413AM
4-3930RA	CR4187AM
4-3950CP	CR4043CP
4-3955RA	CR4497AM
4-3960CP	CR4129AM
4-3975RA	CR 405AM
4-3980RA	CR4028AM
4-4005RA	CR4485AM
4400M	MB 556SI
4-4060CP	CR4227XA
4407M	MB 379CP
4408M	MB5298SI
4410M	MB7085CP
4-4130RA	CR4152AM
4-4135RA	CR4150SI
4413M	MB 475CP
4415M	MB 440AM
4-4160CP	CR4345CA
4-4160RA	CR4062AM
4-4165RA	CR4040AM
4416M	MB 504AM
4-4175	CR4002AM
4417M	MB 705AM
4-4185RA	CR4149SI
4418M	MB5516AM
4-4190RA	CR4056AM
4-4200RA	CR4096AM
4-4205CP	CR4165SI
4-4210CP	CR 418AM
4-4245CP	CR4424AM
4-4250RA	CR4207SI
	CR4207XA
4-4275RA	CR4270AM
4-4285CP	CR4207XA
4-4300RA	CR4308AM
4-4335CP	CR4133AM
4-4340CP	CR4162CP

FEDERAL MOGUL	KING
4-4350CP	CR4171AM
4-4400RA	CR4178SI
4-4405RA	CR4305AM
4-4415RA	CR4151AM
4-4450P	CR4135AM
4-4460P	CR4065AM
4-4465P	CR4104CP
4-4470P	CR4046AM
4-4475	CR4049AM
4-4560P	CR4094CP
4-4565P	CR4256AM
4456F	TW 142AM
4-4595P	CR4141SI
4-4600P	CR4032CP
	CR4032SI
4-4615P	CR4183AM
4-4630RA	CR4236AM
4-4650RA	CR4516SI
4-4660CP	CR4333CP
4-4680CP	CR4176CP
4-4705A	CR4263SI
4-4740A	CR4119AM
4-4765P	CR4105AM
	CR4125CP
4-4775	CR4125SI
	CR4255SI
4-4790P	CR4255SI
4-4805P	CR4136AM
4481F	TW 151AM
4-4820A	CR4121AM
4-4855A	CR4219AM
4-4930A	CR4507SI
4-4965P	CR4242AM
4-4970P	CR4363SI
4-4975P	CR4287AM
4-5000A	CR4514SI
4-5045A	CR4349CP
4509M	MB3316AM
4518M	MB 790CP
4532M	MB 436AM
4565A	CR4271AM
4575P	CR 312AM
4588M	MB3321AM
4-6000RA	CR 435AM
4-60010RA	CR4421AM
4-60085RA	CR4344CP
4-60110RA	CR4223CP
4-60115CP	CR4031CP
4-60180RA	CR 434AM
4-60240CP	CR 444AM
4-60275CP	CR4469AM
4-60475RA	CR4448AM
4-60480RA	CR4402AM
4-60985RA	CR4099AM
4615P	CR4195AM
4-61645RA	CR4413AM
4-61820RA	CR4432AM
4-61910CP	CR4470AM
4-62035RA	CR4453AM
4-62045RA	CR4493AM
4-62080CP	CR4477AM
4-65190CP	CR4401AM
4-65290RA	CR 430AM
4-65325CP	CR4406AM
4-65350RA	CR4419AM
4-65385CP	CR4403AM
4-65545CP	CR4439AM
4-65895CP	CR4411AM
4-65905RA	CR4441AM
4-65925CP	CR4472AM
4-65925CPA	CR4076AM
4-65935RA	CR 448AM
4-66240RA	CR4488AM
4-66315RA	CR4232AM

FEDERAL MOGUL	KING
4-66320RA	CR4331CP
4663M	MB 557SI
4663MA	MB 557SI
4-66415RA	CR4007AM
4-66440RAA	CR4080AM
4-66490RA	CR4499AM
4-66565CP	CR4492AM
4-66575CP	CR4073CP
4-66580RA	CR4099AM
4-66600RA	CR4015AM
4-66620CP	CR4451AM
4-66645RAB	CR4006AM
4-66670RA	CR4465AM
4-66675CP	CR4466AM
4-66690RA	CR4016AM
4-66715CPA	CR4140AM
4-66720RA	CR4001AM
4-66725RA	CR4075AM
4-66740RA	CR4019AM
4-66755RA	CR4489AM
4-66780CP	CR 426AM
4668M	MB 541AM
4-67015CP	CR4443AM
4-67020RA	CR4424AM
4670M	MB 466AM
4-67230CP	CR4431AM
4-67260CP	CR 472AM
4-67270CP	CR4446AM
4-67275CP	CR4447AM
4-67280CP	CR4428AM
4-67295RA	CR4425AM
4-67320CP	CR4442AM
4-67325CP	CR 474SI
4-67330CPA	CR4480AM
4-67340CP	CR4462AM
4-67345CP	CR4463AM
4-67350RA	CR4485AM
4-67360RA	CR4445AM
4-67365RA	CR4088AM
4-67370CP	CR4179AM
4-68090RA	CR4483AM
4-68095CP	CR 411CP
4-68105CP	CR 408AM
4-68130CP	CR 412AM
4-68150CP	CR 437CP
4687M	MB 511AM
4693F	TW2002AM
4697F	TW 256AM
4706F	TW 167AM
4707F	TW 185AM
4709F	TW 173AM
4-7195CH	CR 439XP
4741F	TW 143AM
4766F	TW 156AM
4770M	MB 321AM
4786F	TW 288AM
4806F	TW 139AM
4-8140RA	CR4077AM
4-8165RA	CR4491AM
4-8180RA	CR4064AM
4831F	TW 170AM
4863F	TW 284AM
4865M	MB 512AM
4866M	MB 501AM
4907F	TW 257AM
4907M	MB5650SI
4908M	MB 537AM
4910M	MB 706CP
4916M	MB7750SI
4921M	MB5588AM
4922F	TW 171AM
4923M	MB 558SI
4925M	MB5503AM

FEDERAL MOGUL	KING
4926M	MB 509SI
4-9270RA	CR4332CP
4937F	TW 285AM
4945M	MB5502AM
4945P	CR1018XA
4948M	MB 510SI
4953M	MB 782AM
4961F	TW1003AM
4963M	MB 543AM
4971DR	CS2102BB
4979M	MB 582AM
4983M	MB 799AM
4-9955SB	CR 401AM
4999M	MB 517SI
5001F	TW 193AM
5024M	MB 563SI
5027M	MB 572AM
5028M	MB 540AM
5031M	MB5450AM
5035M	MB 545AM
5037M	MB5518AM
5058M	MB 524AM
5060M	MB 592AM
5065M	MB 435SI
5070M	MB 438AM
5071M	MB 785AM
5077M	MB 329AM
5078M	MB5505SI
5085MA	MB 445SI
5090M	MB 427AM
5092M	MB5517AM
5095M	MB5534SI
5097M	MB7749SI
5098M	MB5683SI
5103M	MB 524AM
	MB5227AM
5104M	MB5530AM
5107M	MB5504SI
5108M	MB5521AM
5109M	MB5525AM
5110M	MB5599SI
5111M	MB 368SI
5112M	MB5199SI
51-1302	CR4038AM
5113M	MB4014SI
5114M	MB7032SI
5122M	MB 530AM
5129M	MB5257SI
5130M	MB5547AM
5138M	MB5531SI
5187M	MB 419AM
5188M	MB 530AM
5197M	MB 354AM
533M	MB3352SI
5-4355CP	CR 507AM
5-4535P	CR 509AM
5-4580P	CR 506AM
558M	MB 319AM
5-61980RA	CR 503AM
5-68095CP	CR 501AM
5-68150CP	CR 502CP
60046RA	MB1042AM
60076AFF	TW 255AM
60100CP	CR6802CP
60116AF	TW 252AM
6033M	MB 520AM
60476BF	TW 121AM
6061M	MB 344AM
6084M	MB 339AM
60946BFA	TW 245AM
6094M	MB 548AM
60987AF	TW 105AM
60987AFA	TW1009AM

FEDERAL MOGUL	KING
6100M	MB 332SI
6101M	MB 431SI
6-1020A	CR6625SI
6-1020AX2	CR6683SI
6102M	MB 525AM
6-1050CP	CR6719AM
6111M	MB 523AM
6-1165P	CR 696AM
6117M	MB 328AM
6-1220CP	CR 691SI
6-1245CP	CR6627AM
6129M	MB 771CP
61330RA	CR1029AM
6-1330RA	CR1029AM
6-1390CP	CR6640AM
6-1460	CR6636SI
6-1460Ax2	CR6821SI
61470RA	CR1031AM
6-1485CP	CR6687CP
61585RA	CR1020AM
61595RA	CR1268CP
6-1675CP	CR6721CP
6-1735AP	CR6629AM
61830RA	CR1010AM
6-1845CP	CR6676SI
61845RA	CR 179AM
61847RA	MB1129AM
61856RA	MB1025AM
61904BF	TW 212AM
6-1920RA	CR6675AM
6-1950CP	CR 610AM
61960CP	CR 162CP
61962CP	MB 136CP
6-1970RA	CR6655AM
6-1995CPA	CR 603AM
6-2015CPA	CR 655AM
6-2020AP	CR 624AM
6-2020CP	CR 624AM
62037AF	TW 113AM
62039Y	PB 201CP
62047BFA	TW 132AM
6-2095CP	CR 651CP
6220M	MB 411AM
6-2245RAA	CR 654AM
6-2295P	CR 697CP
6-2295RA	CR 697CP
62305RA	CR1030AM
62315RA	CR1027AM
6-2375RA	CR 614AM
6-2380CP	CR 618AM
6-2500RAA	CR6614SI
6-2555AP	CR 641SI
6-2555CP	CR 697CP
6-2700CPA	CR 621AM
6-2710CP	CR 652CP
6273M	MB5509AM
6274M	MB 533AM
6279M	MB 515AM
6280M	MB 526AM
6284M	MB 303AM
6286M	MB 505AM
6288M	MB3317AM
6-2915RA	CR 653AM
6-2945RA	CR 615AM
6296M	MB 728CP
6297M	MB 518AM
6304M	MB 437AM
6-3055CP	CR 642SI
6305M	MB 581AM
6306M	MB 780AM
6-3105RA	CR 682AM
6-3135AP	CR 673AM
6-3135APA	CR 685AM

FEDERAL MOGUL	KING
6-3135CPA	CR 673AM
6314M	MB 311AM
6-3150CPA	CR 640SI
	CR6804SI
6-3310CPA	CR 648SI
6-3325AP	CR6643AM
6354M	MB 542AM
6356M	MB 536AM
6357M	MB 538CP
6367M	MB 432AM
6368M	MB 364AM
6-3695RA	CR6615AM
6371M	MB3306AM
6372M	MB 505AM
6-3750AP	CR6618SI
6-3755A	CR6616SI
	CR6664SI
6-3760A	CR6664SI
6-3765RA	CR 605SI
6380M	MB5508AM
6382M	MB 773AM
6-3830CPA	CR6619SI
6-3830CPAX2	CR6806SI
6-3950CP	CR6658CP
6-3965CP	CR6605AM
6396M	MB 341AM
6-4010RA	CR6634AM
6-4020A	CR 605SI
	CR6680AM
6406M	MB 766CP
6-4070CP	CR6679CP
6-4080CP	CR6809CP
6-4096CP	CR6729CP
6409M	MB7007CP
6410M	MB5043CP
6411M	MB4019CP
6-4205CP	CR6699SI
6-4370CP	CR1304CP
6-4380RA	CR6669AM
6-4385P	CR6641AM
6-4395A	CR6751SI
6442M	MB 765AM
6444M	MB 588AM
6445M	MB 562AM
	MB5041AM
6-4480P	CR6738AM
6-4500AA	CR6712SI
6-4500AAX2	CR6807SI
6-4525P	CR6764AM
6-4580P	CR6673XA
6-4605P	CR6676SI
6-4685CP	CR6823CP
6-4695A	CR6655AM
6469M	MB 584AM
646M	MB3351SI
6475M	MB 590AM
6476M	MB 561AM
6481M	MB5546AM
6-4830A	CR6780SI
6-4830AX2	CR6781SI
6-4840A	CR6822SI
6-4845P	CR6810SI
6-4860P	CR6754CP
6489M	MB5133AM
6-4905P	CR6686AM
6-4920P	CR6685AM
6503M	MB 602AM
65076RA	MB 156AM
65077BF	TW 216AM
65192BF	TW 186AM
65361BF	TW 205AM
6537M	MB5515AM
6548M	MB 531AM

FEDERAL MOGUL	KING
6549M	MB 791CP
6551M	MB3320AM
6555M	MB7048CP
6557M	MB7742CP
6560M	MB5571CP
6563M	MB5506AM
6564M	MB5122CP
6565M	MB5549AM
6574M	MB 736CP
6575M	MB5544AM
6576M	MB 737AM
6578M	MB7007CP
65835RA	CR4132AM
6590M	MB5591AM
6592M	MB 575AM
6593M	MB5228AM
6594M	MB5551AM
6597M	MB 522AM
6-60065CP	CR6632CP
6-60115CP	CR6693CP
6605M	MB5536AM
6610M	MB5129AM
6614M	MB5515AM
6618M	MB 546AM
6-61915CPA	CR6630CP
6-62020CP	CR 624AM
6-62055CP	CR6613AM
6620M	MB5144AM
6621M	MB5145AM
6622M	MB5554AM
6622MA	MB5375AM
6628M	MB5579CP
6630M	MB 521AM
	MB5237AM
66311BF	TW 297AM
6631M	MB5559AM
66326AF	TW 191AM
66357RA	MB1029AM
66357RA(3)	MB 378AM
66360RA	CR 180AM
66362RA	MB1132AM
66420RA	CR1009AM
66427RA	MB1130AM
6645M	MB5158AM
66470RA	CR1021AM
6-6472RA	MB1131AM
66473RA	MB1131AM
66506BF	TW 135AM
6650M	MB5563AM
66515CP(1)	CR1319CP
66526BF	TW 172AM
6-65325CP	CR6610AM
6-65350RA	CR6604AM
66535RA	CR1028AM
66550CP	CR1213CP
6-65545CP	CR6609AM
6656M	MB 601AM
6-65895CP	CR 643AM
6-65925CP	CR 693AM
6-65935RA	CR 625AM
6660M	MB5501AM
6-66305RA	CR6601AM
66630CP	CR1209AM
	CR1209CP
66631CPA	MB 172CP
6-66520CP	CR6633CP
6-66545CP	CR6726CP
66655CP	CR4501CA
66655CP(1)	CR1294CA
6-66595CP	CR 681CP
6665M	MB5524AM
6-66620CP	CR6612AM
66691BF	TW 251AM

FEDERAL MOGUL	KING
6-67035RA	CR6606AM
66706CP	MB5016CP
66716BF	TW 244AM
66721BF	TW 246AM
6-67230CP	CR6607AM
6-67260CP	CR6651AM
66741AF	TW 162AM
6675M	MB5207AM
6676M	MB5560SI
6678M	MB5521AM
6680M	MB5527AM
6-68150CP	CR6617CP
6683M	MB7029AM
6684M	MB5584AM
6685M	MB 454AM
6686M	MB5540AM
6689M	MB5532SI
6690M	MB5533SI
6691M	MB5037AM
6692M	MB5225AM
	MB5359AM
	MB5528AM
6693M	MB 787AM
6695M	MB5558SI
6697M	MB 416AM
6699M	MB5244AM
6701M	MB 769AM
67033BF	TW 210AM
67043BF	TW 209AM
6704M	MB 347AM
6707M	MB 434AM
67271BF	TW 225AM
67277BF	TW 226AM
67332AF	TW 230AM
67333AF	TW 234AM
67341AF	TW 110AM
6734M	MB 767AM
67356AF	TW 228AM
6758M	MB 768AM
6765M	MB 359AM
6767M	MB 534AM
6768M	MB 551AM
6770M	MB 547AM
6773M	MB 348AM
6775M	MB 549AM
6777M	MB 764AM
6779M	MB 553AM
6780M	MB3305AM
6782M	MB 580AM
6783M	MB 587AM
6786M	MB 552AM
6790M	MB 473AM
6791M	MB3331SI
6792M	MB5168AM
6796M	MB3324AM
	MB3346AM
6797M	MB5510AM
6799M	MB 535AM
6800M	MB 505AM
68092AF	TW 136AM
6-8110CP	CR 627CP
6-8115CP	CR 628CP
68156BF	TW2009AM
6818M	MB 593AM
6830M	MB 508AM
6831M	MB5520AM
6834M	MB5070AM
6838M	MB5566AM
7007M	MB5552AM
7011M	MB 459SI
7012M	MB5232AM
	MB5529AM
7022M	MB5235AM

FEDERAL MOGUL	KING
7023M	MB5569AM
7024M	MB7047CP
7026M	MB 544AM
7027M	MB7039AM
7029M	MB 770AM
7031M	MB5553AM
7032M	MB 734CP
7035M	MB5168AM
7044M	MB5182AM
7047M	MB5557SI
7050M	MB 463SI
7053M	MB7002AM
7054M	MB5590SI
7081M	MB5074CP
7083M	MB5561AM
7084M	MB5549AM
7085M	MB5589AM
7086MA	MB4052SI
7090M	MB 458AM
7094M	MB5157AM
7095M	MB5556AM
7096M	MB5095AM
7097M	MB5077AM
7099M	MB 453AM
	MB4008AM
7102M	MB5568AM
7103M	MB5168AM
7105M	MB5060AM
7106M	MB7713CP
7108M	MB5179AM
7112M	MB5296AM
7116M	MB5564AM
7122M10	MB5213AM
7127M	MB5132AM
7135M	MB 553AM
	MB5229AM
7136M	MB7732AM
7137M	MB5231AM
7138M	MB 549AM
7139M	MB 587AM
	MB5233AM
7140M	MB 474AM
7141M	MB5219SI
7142M	MB 580AM
7143M	MB 547AM
7144M	MB 480SI
7146M	MB4060SI
7148M	MB 506AM
7151M	MB5196SI
7152M	MB5205AM
7153M10	MB7726AM
7174M	MB5545AM
7175M	MB5180AM
7179M	MB4101SI
7192M	MB5011AM
	MB5012AM
7193MA	MB5008SI
7196M	MB5262AM
7199M	MB3334AM
7200M	MB5576AM
7204M	MB5304AM
7206MA	MB5007SI
7207M	MB5537AM
7208M	MB5587AM
7210M	MB5230AM
7211M	MB7719SI
7212M	MB5139AM
	MB5226AM
7214M	MB 738AM
7216M	MB7009SI
7217M	MB5148SI
7218M	MB5519AM
7219M10	MB5600CP

FEDERAL MOGUL	KING
7223M	MB5021AM
7231M	MB5447AM
7235M	MB5078SI
7242MA	MB4080SI
7245M	MB4023SI
7247M	MB5030AM
7249M	MB5029CP
7251M	MB5006SI
7252M	MB5004CP
7253M	MB 607SI
7255M	MB5036AM
7257M	MB5373AM
7261M	MB4012AM
7262MA	MB4056SI
7263M	MB5376AM
7264M	MB5349AM
7266M	MB5009AM
	MB5370AM
7270M	MB5257SI
7271M	MB5258CP
7274MA	MB5570SI
7277M	MB4018SI
7278M	MB4060SI
7278MA	MB4060SI
7284M	MB5128AM
7285M	MB5245AM
	MB5595AM
7287M	MB4007AM
7288M	MB4017SI
7289M	MB5281SI
7291M	MB5278AM
7292M	MB5353SI
7292MA, 25X2	MB5434SI
7295MA	MB4034SI
7296M	MB5280SI
7297MA	MB 621SI
7298MA	MB5293SI
7304M	MB7089AM
7306M	MB 612AM
7313M	MB5270AM
7314M	MB7721AM
7315M	MB5117AM
7316M	MB 606AM
7320M	MB5586AM
7321M	MB5367SI
7322M	MB 495AM
7323M	MB4080SI
7324M	MB5259AM
7325M	MB5263CP
7327M	MB5065AM
7328M	MB5052AM
7329M	MB5183SI
7329MA	MB5183SI
7330M	MB5288AM
7332M	MB5412SI
7339M	MB5014CP
7344M	MB7118CP
7345M	MB5014CP
7347M	MB 496AM
7348M	MB5177AM
	MB5209AM
7350M	MB 461AM
7351M	MB4040SI
7352MA	MB5284SI
7354M	MB5287AM
7355M	MB4016AM
7356M	MB5176AM
7361M	MB5171AM
7362M	MB5234AM
	MB5382AM
7366M	MB5286CP
7367M	MB5636AM
7369M	MB5088SI

FEDERAL MOGUL	KING
7370M	MB5257SI
7375M	MB5243AM
7379M	MB 629SI
7380MA	MB 452SI
7382MA	MB4074SI
7385M	MB4103SI
7386MA	MB4102SI
7388MA	MB5682SI
7391M	MB5089AM
7405M	MB4011AM
7407M	MB 474AM
7408M	MB4010AM
7409M	MB7765CP
7411MA	MB5442SI
7415M	MB5315AM
7416M	MB 624XA
7419M	MB5659SI
7421M	MB5413SI
7431M	MB5646SI
7447MA	MB5394AM
755M	MB3339AM
799M	MB 774CP
8031BF	TW 298CP
8060CP	CR1026CP
8060M	MB 550CP
8065M	MB7012CP
8070M	MB5538CP
8075M	MB7013CP
8080M	MB1040CP
8-1505CAA	CR8022AM
8-1555CPA	CR 815CP
8-1685CP	CR 877CP
8-1800CP	CR 866AM
8-1985A	CR 868SI
8-1985AX2	CR 881SI
8-2000CPA	CR 810AM
8-2020CP	CR 803AM
8-2130CP	CR 805SI
	CR8013SI
8-2235SB	CR 844AM
8-2320CP	CR 806AM
8-2500RAA	CR 811SI
8-2555AP	CR 807SI
8-2555AX2	CR 865SI
8-2600A	CR 804SI
8-2600AX2	CR 871SI
8-3045APA	CR 817AM
8-3190AP	CR 808SI
8-3230CP	CR 809AM
8-3310CPA	CR8016SI
8-3310RAA	CR 818SI
8-3360CPA	CR 816SI
	CR8014SI
8-3380CPA	CR 814SI
8-3380CPAX2	CR 872SI
8-3400CP	CR 813CP
	CR 813SI
8-3810CP	CR 829CP
8-3810CPA	CR 887CP
8-3860AP	CR 873CP
8-3870RA	CR 819CP
8-4785P	CR 888CP
8-4825A	CR8003SI
8-4835A	CR8030SI
8-4835AX2	CR8031SI
8-4960P	CR8032CP
8-7065CH	CR 803HPN
	CR 803XPN
8-7100CH	CR 807HPN
	CR 807XPN
8-7100CHA	CR 807HPND
	CR 807XPND
8-7125CH	CR 805XPN

FEDERAL MOGUL	KING
8-7135CH	CR 806HPND
	CR 806XPND
8-7155CH	CR 814XPN
8-7160CH	CR 804HPN
8-7185CH	CR 874HP
8-7200CH	CR 808HPN
	CR 808XPN
8-7200CHA	CR 808HPND
	CR 808XPND
8-7250CH	CR 868HPN
	CR 868XPN
8-8000RA	CR 812AM
884M	MB 583AM
916M	MB5217AM
994M	MB 554AM
FP-2246638	CR6790SI
FP-3802011	MB5006SI
FP-3802070	MB7009SI
FP-3901430	CR6782SI
FP-3939859	CR4165SI

GLYCO to KING

GLYCO	KING
01-1916	CR4048CP
01-2800	CR 133CP
01-3040	CR4060AM
01-3040/4	CR4060AM
01-3040/5	CR 510AM
01-3046	CR4426AM
01-3167/6	CR6795CP
01-3438	CR4048CP
01-3557/4	CR4496AM
01-3584	CR 506AM
01-3584/4	CR4071AM
01-3584/5	CR 506AM
01-3683/8	CR 893AM
01-3771/6	CR6673XA
01-3841/5	CR 517AM
01-3841/6	CR6764AM
01-3841/8	CR 893AM
01-3867/4	CR4251AM
01-3874/4	CR4296AM
01-3977/4	CR4305AM
01-3991/4	CR4121AM
01-4039/4	CR4208SI
01-4040/4	CR4365CA
01-4044/4	CR4304AM
01-4079/4	CR4270AM
01-4100/4	CR4527XA
01-4110	CR 301AM
	CR 454AM
	CR 655AM
	CR1630AM
01-4112/2	CR 205AM
01-4114	CR 302AM
	CR 682AM
	CR1252AM
01-4114/4	CR4418AM
01-4115	CR 464AM
01-4115/4	CR 464AM
01-4116/4	CR4122AM
01-4117/4	CR 429AM
01-4119/4	CR4020AM
01-4123/4	CR4128AM
01-4125/4	CR4127AM
01-4127/4	CR4099AM
01-4128/4	CR4229AM
01-4131/4	CR4269AM
01-4132/4	CR4078AM
01-4133/4	CR 416AM
01-4135/4	CR4410AM
01-4137/4	CR 446AM
01-4138/4	CR4426AM
01-4139/4	CR 414AM
01-4142/4	CR4440AM
01-4144/4	CR4018AM
01-4146/4	CR4187AM
01-4147/4	CR4152AM
01-4148/4	CR4150SI
01-4152/4	CR4062AM
01-4153/4	CR4040AM
01-4154/4	CR4270AM
01-4155/4	CR4308AM
01-4160/4	CR4178SI
01-4161/4	CR4305AM
01-4162/4	CR4151AM
01-4163/4	CR4516SI
01-4165/4	CR4198AM
01-4166/4	CR4134AM
01-4169/4	CR4448AM
01-4171/4	CR4099AM
01-4172/4	CR4432AM

GLYCO	KING
01-4173/4	CR4493AM
01-4174/4	CR4401AM
01-4175/4	CR4488AM
01-4176/4	CR4232AM
01-4177/4	CR4452AM
01-4177/6	CR6601AM
01-4178/4	CR4473AM
01-4180/4	CR4007AM
01-4181/4	CR4080AM
01-4183/4	CR4499AM
01-4184/4	CR4498AM
01-4187/4	CR4015AM
01-4189/4	CR4301AM
01-4191/4	CR4006AM
01-4192/4	CR4301AM
01-4195/4	CR4016AM
01-4199/4	CR4001AM
01-4200/4	CR4075AM
01-4202/4	CR4309SI
01-4203	CR 324AM
	CR4489AM
01-4207/4	CR4483AM
01-4255/4	CR4426AM
01-4257/4	CR4497AM
01-4259/4	CR4132AM
01-4307	CR4421AM
01-4307/4	CR4415AM
01-4312	CR 451AM
	CR 654AM
01-4313	CR 417AM
01-4313/4	CR 417AM
01-4314	CR 456AM
01-4314/4	CR 456AM
01-4315	CR 438AM
01-4315/4	CR 438AM
01-4316	CR 410AM
01-4316/4	CR 410AM
01-4317	CR1319CP
01-4317/4	CR 462AM
01-4319/4	CR 405AM
01-4324/4	CR4299AM
01-4330	CR4425AM
01-4330/4	CR4425AM
01-4331	CR4441AM
01-4331/4	CR4441AM
01-4332	CR4419AM
01-4332/4	CR4419AM
01-4333	CR4442AM
01-4333/4	CR4442AM
01-4334	CR4044AM
01-4334/4	CR4044AM
01-4335	CR 448AM
	CR 625AM
01-4337/4	CR4159AM
01-4340	CR4064AM
01-4340/4	CR4064AM
01-4343	CR4495AM
01-4343/4	CR4495AM
01-4345	CR4093AM
01-4345/4	CR4093AM
01-4346/4	CR4052AM
01-4350	CR4028AM
01-4350/4	CR4028AM
01-4351/4	CR4005AM
01-4359/4	CR4002AM
01-4361	CR4207SI
01-4361/4	CR4207SI
01-4362	CR4236AM
01-4362/4	CR4236AM

GLYCO	KING
01-4364	CR 653AM
01-4364/6	CR 653AM
01-4366	CR 652AM
01-4366/6	CR 652AM
01-4374	CR6696AM
01-4374/6	CR6696AM
01-4377	CR 811SI
01-4377/8	CR 811SI
	CR8006AM
01-4395	CR4424AM
01-4395/4	CR4424AM
01-4448/6	CR6604AM
01-4558	CR 422AM
01-4558/4	CR 422AM
01-4577/4	CR4349CP
01-4734/4	CR4514SI
01-4872/3	CR 343CP
01-4872/4	CR4388CP
01-4892/4	CR4349CP
02-2228	MB 121CP
02-3689	MB1269AM
02-4516	MB 148AM
02-4517H	MB 149AM
02-4549	MB3334AM
	MB5576AM
02-4551	MB 341AM
	MB 432AM
02-4575H	MB1048SI
02-4576	MB1049SI
51-1302	CR4038AM
66474CA	MB1131AM
71-0271/4	CR4225CP
71-0313/6	CR6659CP
71-0784/6	CR6729CP
71-1333/8	CR 882CP
71-1356	CR1303SI
71-1739/6	CR 652CP
71-1950/4	CR 409AM
	CR 409CP
71-2132	CR1238CP
71-2182/4	CR4439AM
71-2182/6	CR6609AM
71-2185/4	CR 432SI
71-2185/6	CR 642SI
71-2195/4	CR 444AM
71-2202/4	CR 467CP
71-2202/6	CR 674CP
71-2203	CR1318AM
71-2234/6	CR 676CP
71-2406/4	CR 412AM
71-2438	CR 196AM
71-2549/5	CR 511CP
71-2549/6	CR 681CP
71-2724/4	CR4406AM
71-2773/4	CR 443AM
71-2773/5	CR 503AM
71-2811/6	CR6656CP
71-2834	CR1239CP
71-2834/8	CR 875CP
71-2995/2	CR 204AM
71-2995/4	CR4094CP
71-2995/6	CR6670AM
	CR6670CP
71-3009	CR1222CP
71-3084/4	CR 411CP
71-3084/5	CR 501AM
71-3099/5	CR 504CP
71-3099/6	CR6639CP
71-3174/4	CR4492AM



GLYCO	KING
71-3174/4	CR4492CP
71-3227/4	CR4060CP
71-3227/5	CR 510AM
71-3271/4	CR4451AM
71-3276/4	CR 408AM
71-3291/6	CR 699CP
71-3315	CR1217AM
71-3324	CR1222CP
71-3332/4	CR4155AM
71-3419/4	CR4042AM
	CR4042CP
71-3419/6	CR6640AM
	CR6640CP
71-3427	CR6828XP
71-3442/4	CR 437CP
71-3442/5	CR 502CP
71-3442/6	CR6617CP
71-3446/6	CR6687CP
71-3447	CR1238CP
71-3463	CR1267CP
71-3504/4	CR4147AM
71-3507/4	CR4003AM
71-3520/6	CR6665AM
71-3531/4	CR4106AM
71-3560/4	CR4411AM
71-3560/6	CR 643AM
71-3561/5	CR 504CP
71-3561/6	CR6639CP
71-3566/4	CR 437CP
71-3566/5	CR 502CP
71-3566/6	CR6617CP
71-3572/1	CR1307CP
71-3572/4	CR4048CP
71-3572/6	CR6630CP
71-3573/6	CR6749CP
71-3605/4	CR4292CP
71-3616/4	CR4133AM
71-3623/6	CR6689CP
71-3624/6	CR6666AM
71-3626/4	CR4017AM
71-3627/4	CR4001AM
71-3628/4	CR4127AM
71-3631/6	CR6730CP
71-3637	CR1641SV
71-3637/6	CR6856SV
71-3638	CR1222SV
71-3639/4	CR 418AM
71-3645	CR 522XA
	CR1293XA
	CR4335XA
	CR6799XA
71-3665/4	CR4013AM
71-3694/4	CR4104CP
71-3695/6	CR6688CP
71-3711/6	CR6778SI
71-3728/4	CR4182CP
71-3730/4	CR4467CP
71-3753/4	CR4254CP
71-3753/6	CR6747AM
71-3754/4	CR4310AM
71-3754/5	CR 509AM
71-3754/6	CR6700AM
71-3764/4	CR4210AM
71-3765/4	CR4340CP
71-3781/4	CR4191SI
71-3817/4	CR4292CP
71-3817/6	CR6776CP
71-3821/4	CR4145XA
71-3847/4	CR4196XA
71-3847/5	CR 515XA
71-3850/6	CR6777SV
71-3866/6	CR6761CP
71-3869/4	CR4213CA
71-3870/4	CR4213CA

GLYCO	KING
71-3876	CR1018SV
	CR4327XA
71-3882/3	CR 334CP
71-3893/6	CR6866SV
71-3899/4	CR4217CP
71-3902/5	CR 521CP
71-3904/3	CR 349XA
71-3904/4	CR4253XA
71-3922	CR1634CP
71-3923/6	CR6848CP
71-3929/4	CR4590CA
71-3929/5	CR 513CA
71-3930/4	CR 460SP
	CR 460SV
71-3930/5	CR 524SV
71-3932/6	CR6779CP
71-3932/8	CR 894CP
71-3958/4	CR4531CP
71-3958/5	CR 526CP
71-3969/3	CR 340XA
71-3986/4	CR4353XA
71-3988/4	CR4227XA
71-3994/4	CR4531SX
71-3994/5	CR 526SX
71-3996/4	CR4178SI
71-4002/4	CR4536CA
71-4023/6	CR6852CP
71-4033/4	CR4377CA
71-4055	CR1625CP
71-4064/4	CR4528CA
71-4066/4	CR4370CA
71-4080/4	CR1312CA
71-4082	CR1313CA
71-4087	CR1311CP
71-4091	CR1308CP
71-4092	MB1231CP
71-4095	CR1310CP
71-4104	CR 183CP
71-4108	CR1212CP
71-4109	CR1295CP
71-4114	CR6654CP
71-4115	CR 464CP
71-4115/6	CR 673AM
	CR 673CP
71-4118/4	CR4170AM
71-4120/4	CR4173AM
71-4121/4	CR4232AM
71-4122/4	CR 407AM
71-4126/4	CR4099CP
71-4129/4	CR4531CP
71-4130/4	CR4154CP
71-4143/4	CR4481AM
71-4145/4	CR4102AM
71-4151/4	CR4345CA
71-4156/4	CR4162CP
71-4157/4	CR4171AM
	CR4531CP
71-4157/5	CR 526CP
71-4164/4	CR4333CP
71-4167/4	CR4176CP
71-4168/4	CR4421AM
71-4185/4	CR4073CP
71-4194/4	CR4466AM
71-4198/4	CR4082AM
71-4204/4	CR 426AM
71-4205/4	CR4431AM
71-4209/5	CR 507AM
71-4212	CR 155CP
71-4215/6	CR6721CP
71-4218/6	CR6809CP
71-4220/6	CR6823CP
71-4221/6	CR6632CP
71-4222	CR1233CP
71-4223	CR1016CP

GLYCO	KING
71-4227	CR1213CP
71-4229	CR1209CP
71-4234	CR1294CA
71-4238	CR1212CP
71-4243/4	CR4357XA
71-4246/4	CR4503SX
71-4254/4	CR 420AM
71-4260/4	CR4443AM
71-4261/4	CR4446AM
71-4284	CR 131CP
71-4289	CR1235CP
	CR6850CP
	CR6863CP
71-4290	CR1304CP
71-4297/4	CR4207XA
71-4309/3	CR 306AM
71-4310/4	CR4083CP
71-4311/4	CR4019AM
71-4325/4	CR 474SI
71-4336/4	CR4403AM
71-4338/4	CR4129AM
71-4339/4	CR4462AM
71-4341/4	CR4043CP
71-4342/4	CR4137AM
71-4348/4	CR4202CP
71-4353/4	CR4025AM
71-4357/4	CR4139AM
71-4358/4	CR4046AM
71-4360/4	CR4202CP
71-4363/4	CR 417CP
71-4370/6	CR 651CP
71-4371/6	CR 697CP
71-4372/6	CR 611AM
71-4375	CR 316AM
	CR1229CP
	CR1229SI
	CR4131AM
	CR4131CP
	CR6679AM
	CR6679CP
71-4376/6	CR6716AM
71-4378/8	CR 890CP
71-4382/4	CR4440AM
71-4383/6	CR6621CP
71-4385/6	CR6633CP
71-4386/6	CR6726CP
71-4388	CR1212CP
71-4389	CR1208CP
71-4396/4	CR4405CP
71-4446/4	CR4021SI
71-4447/4	CR4189AM
71-4512/4	CR 413AM
71-4565/4	CR4390SI
71-4567/4	CR4328CP
71-4573	CR1305SI
71-4716	CR1646SV
71-4723	CR1633CP
71-4806/4	CR4528CA
71-4860	CR1648CP
71-4861	CR1639CP
71-4940	CR4574SV
72-2228	MB 121CP
72-2439	MB 152AM
72-2439 + 72-2440H	MB 437AM
72-2440H	MB 153AM
72-2858	MB5064CP
72-2859	MB5064CP
72-3448	MB1137CP
72-3851	MB1272CA
	MB5331CA
	MB7099CA
72-3856	MB 624XA
	MB1190XA

GLYCO	KING
72-3856	MB5330XA
	MB7098XA
72-4072	MB1270CP
72-4088	MB1232CP
72-4093H	MB1234CP
72-4096	MB1233CP
72-4546	MB 147CP
72-4547	MB 172CP
72-4548	MB 178CP
72-4550	MB 172CP
72-4552	MB1019CP
72-4556	MB 192CP
72-4557	MB 122CP
72-4717	MB1268CP
A004/4	TW 206CP
A006/4	TW 215CP
A023/4	TW2012CP
A031/4	TW 205AM
A045/4	TW 214AM
A113/4	TW2004AM
A116/4	TW2017AM
A123/4	TW2010AM
A124/4	TW2009AM
A127/2	TW 122AM
A129/4	TW2008AM
A142/4	TW2012CP
A151/4	TW2007AM
A154/2	TW2001AM
A162/2	TW 231AM
A169/4	TW 235AM
A172/4	TW 281AM
A174/4	TW2014AM
A175/4	TW 280AM
A176/4	TW 232AM
A178/4	TW 238AM
A179/4	TW 260AM
A180/2	TW 106AM
A181/4	TW 250AM
A182/2	TW 104AM
A184/4	TW 208AM
A185/4	TW 261AM
A186/4	TW 231AM
A188/4	TW 296AM
A190/2	TW 188AM
A191/2	TW1005AM
A192/4	TW 255AM
A193/4	TW 255AM
A194/4	TW 252AM
A195/2	TW 121AM
A197/2	TW 105AM
A198/2	TW1009AM
A199/4	TW 212AM
A201/2	TW 113AM
A202/2	TW 132AM
A204/2	TW 186AM
A205/2	TW 191AM
A208/2	TW 135AM
A209/2	TW 172AM
A211/4	TW 251AM
A213/4	TW 244AM
A214/4	TW 246AM
A215/2	TW 162AM
A217/2	TW 179AM
A219/2	TW 160AM
A220/4	TW 272AM
A223/2	TW 120AM
A225/4	TW 146AM
A227/2	TW2013AM
A229/4	TW 226AM
A231/4	TW 204AM
A233/4	TW 216AM
A235/4	TW 225AM
A238/4	TW 230AM
A241/2	TW 296AM

GLYCO	KING
A243/2	TW 268AM
A244/4	TW 240AM
A260/2	TW 133AM
A261/2	TW 142AM
A262/4	TW2005AM
A265/4	TW 232AM
A269/4	TW 237AM
A273/2	TW 199AM
A274/4	TW 299AM
A275/4	TW 290AM
A276/2	TW 185AM
A285/4	TW1019AM
H003/5	MB5240AM
H005/7	MB7054CP
H007/5	MB5578AM
H007/7	MB7720AM
H010/5	MB5070AM
H013/5	MB5548AM
H016/5	MB5240AM
H022/7	MB7053CP
H023/5	MB5082AM
H023/7	MB7039AM
H026/5	MB5028AM
H027/5	MB5566AM
H034/4	MB4073SI
H035/6	MB 622AM
H035/7	MB7089AM
H038/5	MB5654CP
H039/5	MB5032AM
H046/5	MB5351AM
H046/6	MB 612AM
H046/7	MB7023AM
H048/5	MB5118CP
H048/7	MB7705CP
H051/5	MB5064CP
H055/5	MB5276CP
H056/7	MB 1261SI
H059/5	MB5247AM
H063/4	MB4514CP
H065/5	MB5327AM
H066/4	MB4065AM
H067/7	MB7099CA
H068/5	MB5330XA
H068/6	MB 624XA
H068/7	MB7098XA
H072/4	MB4089AM
H075/7	MB 797CP
H076/7	MB7023AM
H077/5	MB5084AM
H079/5	MB5337SI
H080/5	MB5335AM
H080/7	MB7102AM
H084/5	MB5269AM
H085/5	MB5276CP
H085/7	MB7081CP
H095/6	MB 612AM
H098/5	MB5288AM
H1001/5	MB5723CP
H1002/5	MB5666SI
H1008/7	MB7763CP
H1011/5	MB5414SI
H1015/7	MB7761CP
H1016/7	MB1255CP
	MB1256CP
	MB1257CP
H1018/5	MB5675AM
H1019/7	MB7118CP
H1020/5	MB5445SI
H1021/7	MB1232CP
H1022/7	MB7741CP
H1023/7	MB1233CP
H1026/4	MB 440AM
H1027/5	MB5000AM
H1028/5	MB5549AM

GLYCO	KING
H1029/5	MB 541AM
H1030/5	MB 511AM
H1031/5	MB 537AM
H1032/5	MB 524AM
H1033/4	MB 419AM
H1033/5	MB 530AM
H1033/7	MB 738AM
H1034/5	MB 533AM
H1037/5	MB 519AM
H1037/7	MB 727AM
H1038/3	MB 364AM
H1039/3	MB3306AM
H1042/5	MB 588AM
H1043/5	MB5041AM
H1044/3	MB3319AM
H1045/5	MB5546AM
H1046/5	MB 590AM
H1047/7	MB 791CP
H1048/5	MB5649CP
H1048/7	MB7742CP
H1049/5	MB5122CP
H1052/5	MB5544AM
H1055/5	MB5228AM
H1056/5	MB5551AM
H1057/5	MB5129AM
H1061/5	MB5145AM
H1062/5	MB5501AM
H1065/5	MB5352AM
H1066/5	MB5399SI
H1067/5	MB5250AM
H1068/5	MB5527AM
H1069/5	MB 593AM
H1070/5	MB5232AM
	MB5529AM
H1071/5	MB5569AM
H1072/7	MB7047CP
H1074/5	MB5182AM
H1075/5	MB5549AM
H1076/5	MB5589AM
H1077/5	MB5095AM
H1078/5	MB5296AM
H1079/5	MB5513AM
H1080/5	MB5180AM
H1082/4	MB4101SI
H1084/5	MB5037AM
H1085/5	MB5011AM
H1086/5	MB5008SI
H1087/5	MB5262AM
H1089/5	MB5131AM
H1090/7	MB7762CP
H1092/5	MB5447AM
H1093/5	MB5029CP
H1095/5	MB5412SI
H1095/6	MB 607SI
H1096/5	MB5036AM
H1098/5	MB5376AM
H1099/5	MB5349AM
H1100/5	MB5009AM
H1101/5	MB5288AM
H1103/7	MB7118CP
H1104/5	MB5014CP
H1105/5	MB5636AM
H1106/5	MB 550AM
H1107/5	MB 505AM
H1109/5	MB5144AM
H1110/5	MB5225AM
H1111/5	MB5558SI
H1113/5	MB5023AM
H1116/5	MB 501AM
H1116/7	MB 704AM
H1117/3	MB 321AM
H1119/7	MB 765AM
H1120/5	MB 561AM
H1122/3	MB 359AM

GLYCO	KING
H1123/4	MB4043AM
H1124/7	MB7002AM
H1125/5	MB5060AM
H1127/5	MB5078SI
H1128/5	MB 548AM
H113/3	MB3353CP
H1132/7	MB 790CP
H1133/3	MB3320AM
H1135/3	MB 305AM
H1136/3	MB 344AM
H1137/3	MB 362AM
H1138/3	MB 354AM
H1140/3	MB 347AM
H1141/4	MB 490AM
H1142/5	MB5031AM
H1143/5	MB 512AM
H1144/5	MB 520AM
H1145/5	MB 540AM
H1146/5	MB5515AM
H1147/5	MB 553AM
H1148/5	MB 552AM
H1150/5	MB5594AM
H1151/5	MB5233AM
H1152/5	MB5584AM
H1153/5	MB5510AM
H1154/5	MB5132AM
H1155/5	MB5074CP
H1156/5	MB5554AM
H1158/5	MB5561AM
H1159/5	MB5556AM
H1160/5	MB5295AM
H1161/5	MB5158AM
H1162/5	MB5568AM
H1163/5	MB5241AM
H1166/7	MB 727AM
H1167/5	MB 516AM
H1167/7	MB 703AM
H1169/7	MB 737AM
H1172/7	MB7029AM
H1175/5	MB5571CP
H1175/7	MB7007CP
H1176/5	MB 551AM
H1178/3	MB3356CP
H1180/7	MB7048CP
H1182/7	MB 737AM
H1183/3	MB 313AM
H1186/3	MB 329AM
H1187/3	MB 328AM
H1188/3	MB 348AM
H1189/5	MB 589AM
H1192/5	MB5304AM
H1193/5	MB5060AM
H1196/7	MB 788CP
H1201/7	MB7003CA
H1225/5	MB5559AM
H1228/7	MB7053CP
H1237/5	MB5423SI
H1240/5	MB 542AM
H1241/5	MB 522AM
H1242/5	MB 548AM
H1243/5	MB5648SI
H1249/5	MB5429SI
H1254/7	MB 708CP
H1277/5	MB5285AM
H1278/5	MB5646SI
H1294/6	MB 632CP
H1295/4	MB4108AM
H1295/5	MB5422AM
H1296/5	MB5663SI
H1300/4	MB4065AM
H1303/7	MB7769CP
H1310/3	MB 321CP
H1312/3	MB 328CP
H1313/3	MB 328CP

GLYCO	KING
H1320/5	MB5568AM
H1321/5	MB5287AM
H1322/5	MB5375AM
H1327/5	MB5708SI
H37/5	MB5067CP
H471/3	MB3354AM
H50/3	MB3316AM
H581/4	MB 475CP
H629/5	MB 544AM
H634/3	MB 335AM
H641/7	MB 730CP
H708/5	MB 526AM
H712/5	MB 538CP
H712/7	MB 728CP
H783/5	MB 523AM
H790/7	MB 766CP
H796/5	MB 536AM
H796/6	MB 602AM
H811/5	MB 508AM
H816/3	MB 332SI
H816/4	MB 431SI
H818/7	MB 736CP
H821/4	MB4038CP
H821/5	MB5064CP
H821/6	MB 613CP
H821/7	MB7033CP
H841/7	MB 734CP
H853/5	MB5450AM
H859/7	MB7716CP
H876/5	MB5149AM
H881/7	MB 797CP
H887/5	MB5133AM
H893/5	MB5506AM
H901/5	MB 526AM
H901/7	MB 757AM
H914/5	MB5020AM
H914/6	MB 608AM
H934/3	MB 335AM
H934/4	MB 435SI
H935/5	MB5577AM
H936/4	MB4032CP
H937/5	MB5248AM
H941/6	MB 601AM
H941/7	MB 776AM
H948/7	MB 798AM
	MB 798CP
H951/5	MB5591AM
H951/6	MB 609AM
H973/7	MB 770AM
H975/5	MB5519AM
H976/5	MB5553AM
H977/5	MB5138AM
H981/6	MB 605AM
H981/7	MB7001AM
H982/5	MB5520AM
H992/7	MB 797CP
H993/6	MB 613CP
H994/7	MB7039AM
H996/5	MB5508AM
H997/5	MB5117AM
H997/6	MB 606AM
H997/7	MB7721AM
N147/4	CS4411AM
N147/5	CS 543AM
N159/3	CS 305BB
N160/3	CS 304BB
N161/3	CS 332BB

KS to KING

KS	KING
77 034 609	CR4269AM
77 082 608	CR 416AM
77 083 608	MB 364AM
77 084 608	CR 446AM
77 085 608	MB 588AM
77 086 608	MB 542AM
77 087 608	CR4127AM
77 088 608	CR4493AM
77 089 608	CR4019AM
77 090 608	MB5180AM
77 091 608	MB 533AM
77 092 608	CR4015AM
77 095 608	CR 422AM
77 096 608	MB 542AM
77 097 608	CR4075AM
77 098 608	MB5129AM
77 099 608	CR4410AM
77 100 608	MB 541AM
77 101 608	CR4016AM
77 102 608	MB5551AM
77 103 608	CR4006AM
77 122 608	MB5508AM
77 123 608	CR4448AM
77 124 608	MB5544AM
77 127 608	MB5569AM
77 128 608	CR4001AM
77 129 608	MB5536AM
77 130 608	MB5235AM
77 131 608	MB5182AM
77 137 600	CR6687CP
77 138 600	CR6688CP
77 152 600	MB5269AM
77 154 600	MB5122CP
77 155 600	CR4073CP
77 179 600	CR 699CP
77 180 600	CR6730CP
77 181 600	MB7054CP
77 182 600	MB7053CP
77 209 602	MB 605AM
77 213 600	CR4182CP
77 220 600	CR6799XA
77 233 602	MB7001AM
77 265 604	MB7705CP
77 266 600	CR4254CP
77 268 600	CR4210AM
77 272 600	CR4017AM
77 274 600	CR4145XA
77 278 600	MB5082AM
77 287 600	CR4335XA
77 288 600	CR4196XA
77 292 600	CR 515XA
77 307 600	CR4251AM
77 324 600	MB 365AM
77 325 600	CR6673XA
77 335 600	CR 343CP
77 336 600	MB4108AM
77 518 600	MB5330XA
77 519 600	MB 624XA
77 521 600	CR4327XA
77 527 600	MB5084AM
77 529 600	CR4213CA
77 530 600	CR4292CP
77 533 600	MB5247AM
77 534 600	MB5660SI
77 537 600	MB5661SI
77 538 600	MB5331CA
77 539 600	MB7099CA
77 551 600	MB5391AM
77 552 600	CR4348CP

KS	KING
77 553 600	MB5337SI
77 554 600	CR4253XA
77 555 600	CR 460SP
	CR 460SV
77 556 600	CR 349XA
77 557 600	CR4388CP
77 558 600	MB5422AM
77 559 600	MB4515AM
77 581 600	CR4590CA
77 683 600	MB4514CP
77 685 600	CS 543AM
77 687 600	CR1635CP
77 689 600	MB1261SI
77 695 600	CR4296AM
77 696 600	CR 334CP
77 697 600	MB4089AM
77 698 600	CR6778SI
77 699 600	MB4073SI
77 710 600	MB7118CP
77 711 600	CR6823CP
77 712 600	CR 340XA
77 723 600	CR6866SV
77 735 600	CR4516SI
77 750 600	CR6848CP
77 751 600	MB7761CP
77 752 600	CR4227XA
77 772 600	MB 562AM
77 782 600	CR4345CA
77 783 600	CR4062AM
77 803 600	CR 524SV
77 821 600	MB7089AM
77 822 600	CR6764AM
77 824 600	CR6777SV
77 832 600	MB7763CP
77 833 600	CR6852CP
77 836 600	CR4527XA
77 837 600	CR4357XA
77 838 600	CR4350AM
77 839 600	MB5352AM
77 842 600	MB7769CP
77 844 600	CR1304CP
77 850 600	MB4073SI
77 867 600	CR4517XA
77 868 600	MB5648SI
77 869 600	CR1235CP
	CR6863CP
77 873 600	CR4503SX
77 880 600	CR6761CP
77 881 600	CR1310CP
77 882 600	MB1233CP
77 889 600	MB7741CP
78 022 600	CR1259CP
78 042 600	MB 121CP
78 125 600	CR 197AM
78 126 600	MB1009AM
78 127 600	MB 160AM
78 186 600	CR 133CP
78 276 600	CR1013CP
78 585 600	CR 504CP
78 588 600	CR1238CP
78 589 600	MB1137CP
78 590 800	TW2017AM
78 609 600	CR1239CP
78 616 600	TW2004AM
78 635 600	TW2010AM
78 639 600	TW2009AM
78 652 600	MB1014CP
78 662 600	TW2008AM
78 672 600	CR1307CP

KS	KING
78 692 600	CR1222CP
78 721 600	TW 122AM
78 853 608	TW 132AM
78 855 608	TW 250AM
78 865 608	TW 251AM
78 893 600	TW2012CP
78 897 600	CR1222SV
78 901 600	CR1641SV
	CR6856SV
78 938 600	MB5276CP
79 221 600	TW1004AM
79 226 600	MB1272CA
79 228 600	TW1027AM
79 241 600	CR1644AM
79 262 600	CR1637CP
79 316 600	TW 164AM
79 318 600	TW 113AM
79 350 600	CR1651SV
79 395 600	MB1190XA
79 396 600	CR1018SV
86 053 604	CR4405AM
86 082 604	MB5192AM
87 200 600	CR4104CP
87 201 600	CR6621CP
87 202 600	MB 708CP
87 205 600	MB5070AM
87 227 600	CR4042AM
87 228 600	MB 734CP
87 230 600	CR6689CP
87 231 600	CR4071AM
87 259 600	CR4003AM
87 260 600	MB5553AM
87 274 600	MB5132AM
87 275 600	CR4078AM
87 277 600	MB 431SI
87 279 600	CR 642SI
87 280 600	CR 432SI
87 287 600	MB 332SI
87 368 600	MB5578AM
87 369 600	MB7039AM
87 370 600	MB 545AM
87 371 600	CR4440AM
87 372 600	MB5513AM
87 373 600	CR4496AM
87 374 600	MB3320AM
87 375 600	CR4498AM
87 376 600	CR 511CP
87 393 600	MB5520AM
87 397 600	MB7033CP
87 399 604	MB 613CP
87 401 604	MB5064CP
87 402 600	CR8036CP
87 403 604	MB4038CP
87 405 600	MB 797CP
87 409 600	CR 418AM
87 410 600	MB5519AM
87 414 600	MB7001AM
87 416 600	MB7721AM
87 417 600	CR6673AM
87 418 600	MB 606AM
87 419 600	CR 506AM
87 420 600	MB5028AM
87 421 600	MB5027AM
87 426 604	MB 728CP
87 427 601	MB 538CP
87 428 600	CR6630CP
87 429 600	CR4048CP
87 432 600	CR6749CP
87 434 600	MB 770AM

KS	KING
87 435 600	MB5117AM
87 436 600	CR4071AM
87 442 600	MB 726CP
87 450 600	CR4094CP
87 451 600	MB5138AM
87 452 600	MB5248AM
87 453 600	CR4155AM
87 454 600	MB 605AM
87 455 600	CR 501AM
87 460 600	MB 776AM
87 461 600	MB 601AM
87 462 600	CR6617CP
87 463 600	CR 502CP
87 464 600	CR 437CP
87 474 600	CR4032CP
87 485 600	CR 875CP
87 488 600	MB 609AM
87 489 600	MB5591AM
87 490 600	CR6640CP
87 491 601	MB 798CP
87 494 600	CR6670AM
87 495 600	MB7716CP
87 498 600	CR4451AM
87 499 600	MB7033CP
87 503 604	MB 797CP
87 505 600	CR6639CP
87 506 600	CR 504CP
87 581 600	MB5566AM
87 688 600	CR4060AM
87 693 600	MB 608AM
87 694 600	CR 503AM
87 695 600	MB5020AM
87 696 600	CR4060AM
87 701 600	CR 408AM
87 704 600	CR1013CP
87 705 600	MB7720AM
87 716 600	MB5064CP
87 720 600	MB 613CP
87 722 600	MB5149AM
87 723 600	CR 411CP
87 725 600	CR6656CP
87 731 600	CR6609AM
87 735 600	MB 736CP
87 735 614	MB 736CP0.25
87 737 600	CR 681CP
87 738 600	MB 766CP
87 741 600	MB 536AM
87 744 600	CR 443AM
87 755 600	MB 757AM
87 756 600	CR 643AM
87 757 600	MB 526AM
87 758 600	CR4411AM
87 775 600	CR 133CP
87 776 600	CR 133CP
87 778 600	CR6610AM
87 800 600	MB 544AM
87 801 600	CR4439AM
87 802 600	MB3353CP
87 803 600	CR4225CP
87 818 600	CR6729CP
87 835 600	CR4406AM
87 836 600	MB 523AM
87 841 600	CR 674CP
87 845 608	CR4426AM
87 846 608	MB 505AM
87 852 600	CR 197AM
87 877 600	MB7081CP
87 878 600	MB5276CP
87 879 600	MB4055CP
87 952 600	CR 467CP
87 973 600	MB 508AM
87 974 600	CR 412AM
87 993 600	CR 444AM
87 994 600	MB 335AM

KS	KING
87 998 600	CR 409AM
	CR 409CP
CB-1002GP	CR4443AM
CB-1029GP	CR 472AM
CB-1032GP	CR4141SI
CB-1035A	CR4425AM
CB-1044GP	CR4431AM
CB-1045GP	CR4442AM
CB-1048GP	CR6607AM
CB-1056GP	CR4446AM
CB-1058GP	CR6651AM
CB-1070GP	CR 474SI
CB-1085A	CR4481AM
CB-1086A	CR4485AM
CB-1117GP	CR4085AM
CB-1124GP	CR4088AM
CB-1131GP	CR4466AM
CB-1133GP	CR4129AM
CB-1134GP	CR4462AM
CB-1141A	CR4159AM
CB-1142GP	CR4463AM
CB-1161A	CR4093AM
CB-1168A	CR4495AM
CB-1169A	CR4497AM
CB-1173GP	CR 407AM
CB-1174GP	CR 426AM
CB-1179A	CR4489AM
CB-1190GP	CR4162CP
CB-1195GP	CR6698CP
CB-1202A	CR4005AM
CB-1207A	CR6696AM
CB-1208A	CR 426AM
CB-1209GP	CR4065AM
CB-1210A	CR6676SI
CB-1213GP	CR4136AM
CB-1219GP	CR6752CP
CB-1223GP	CR6775CP
CB-1401A	CR4052AM
CB-1404A	CR4018AM
CB-1407A	CR4028AM
CB-1410GP	CR 429AM
CB-1411A	CR4187AM
CB-1414GP	CR 696AM
CB-1415A	CR4229AM
CB-1416A	CR4205AM
CB-1419GP	CR4209CP
CB-1424A	CR4027AM
CB-1425GP	CR4032SI
CB-1429A	CR4189AM
CB-1435A	CR4219AM
CB-1436A	CR6716AM
CB-1437GP	CR6641AM
CB-1439A	CR 518AM
CB-1440GP	CR 888CP
CB-1452A	CR4390SI
CB-1603GP	CR4043CP
CB-1612GP	CR6658CP
CB-1620GP	CR4141SI
CB-1622GP	CR4269AM
CB-1624A	CR4207SI
CB-1627A	CR4141SI
CB-1807GP	CR4202CP
CB-1822A	CR6629AM
CB-1825A	CR4049AM
CB-1829GP	CR4119AM
CB-1832GP	CR4328CP
CB-2004A	CR 405AM
CB-2008A	CR4002AM
CB-2009A	CR4096AM
CB-2010A	CR6655AM
CB-2016A	CR4285CP
CB-2018A	CR4105AM
CB-2200GP	CR 439AM
CB-2204GP	CR4258AM

KS	KING
CB-2205GP	CR4139AM
CB-2208GP	CR4046AM
CB-2217GP	CR4033AM
CB-2300GP	CR4445AM
CB-2301GP	CR 321AM
CB-2302GP	CR 312AM
CB-2305A	CR4125SI
CB-2306GP	CR4280CP
CB-2401A	CR 324AM
CB-2403A	CR 307AM
CB-2404A	CR4020AM
CB-2405A	CR4056AM
CB-2501A	CR 306AM
CB-2511A	CR4130AM
CB-3879A	CR 346AM
MS-1028GP	MB 359AM
MS-1042GP	MB 549AM
MS-1043GP	MB 534AM
MS-1047GP	MB 768AM
MS-1058GP	MB 473AM
MS-1060A	MB 348AM
MS-1087GP	MB 553AM
MS-1103GP	MB 540AM
MS-1114A	MB 572AM
MS-1133GP	MB 580AM
MS-1134GP	MB5168AM
MS-1161A	MB5144AM
MS-1168A	MB5510AM
MS-1173GP	MB5529AM
MS-1174GP	MB5524AM
MS-1179A	MB5501AM
MS-1183GP	MB 587AM
MS-1184GP	MB3331SI
MS-1190GP	MB5029CP
MS-1202A	MB5545AM
MS-1203GP	MB7008AM
MS-1208A	MB5373AM
MS-1209GP	MB5595AM
MS-1211GP	MB 495AM
MS-1213GP	MB5243AM
MS-1218GP	MB5021AM
MS-1219GP	MB4058CP
MS-1400A	MB 535AM
MS-1404A	MB5554AM
MS-1405GP	MB 506AM
MS-1406A	MB5145AM
MS-1407A	MB5563AM
MS-1408A	MB5085AM
MS-1414GP	MB 787AM
MS-1415A	MB5095AM
MS-1416A	MB 551AM
MS-1427A	MB7029AM
MS-1428A	MB5060AM
MS-1435A	MB5089AM
MS-1436A	MB7028AM
MS-1437GP	MB4012AM
MS-1440GP	MB5286CP
MS-1448A	MB5085AM
MS-1452A	MB5423SI
MS-1605GP	MB5157AM
MS-1612GP	MB7713CP
MS-1620GP	MB5559AM
MS-1622GP	MB5295AM
MS-1623GP	MB5296AM
MS-1625GP	MB5078SI
MS-1627GP	MB5586AM
MS-1807GP	MB5074CP
MS-1818A	MB 521AM
MS-1819A	MB5195AM
MS-1822A	MB 458AM
MS-1827A	MB5177AM
MS-1828A	MB5176AM
MS-1832GP	MB5372CP
MS-2000GP	MB5311CP

KS	KING
MS-2004A	MB5528AM
MS-2007A	MB5158AM
MS-2010GP	MB 474AM
MS-2011A	MB5139AM
MS-2012A	MB5304AM
MS-2016A	MB5312AM
MS-2018A	MB5171AM
MS-2200GP	MB5168AM
MS-2206GP	MB5244AM
MS-2208GP	MB5568AM
MS-2215GP	MB5259AM
MS-2300GP	MB3324AM
MS-2305A	MB5220AM
MS-2401A	MB4043AM
MS-2403A	MB 454AM
MS-2404A	MB5556AM
MS-2405GP	MB5587AM
MS-2501A	MB 416AM
MS-2505A	MB 490AM
MS-2511A	MB5238AM
MS-3879A	MB4271AM
SH-1003B	CS 305BB
SH-1056B	CS 412BB
SH-1104B	CS 504BB
TW-1000B	TW 204AM
TW-1006B	TW 210AM
TW-1007A	TW 209AM
TW-1028GP	TW 272AM
TW-1030GP	TW 118AM
TW-1055K	TW 300AM
TW-1056B	TW 225AM
TW-1061GP	TW 222AM
TW-1063B	TW 276AM
TW-1070GP	TW 146AM
TW-1075J	TW 265AM
TW-1082B	TW 292AM
TW-1115K	TW 307AM
TW-1117K	TW 226AM
TW-1122J	TW 273AM
TW-1129GP	TW 262AM
TW-1133K	TW 230AM
TW-1134GP	TW 110AM
TW-1153K	TW 266AM
TW-1155GP	TW 263AM
TW-1161A	TW 261AM
TW-1168A	TW 227AM
TW-1179A	TW 160AM
TW-1181A	TW 267AM
TW-1202A	TW 159AM
TW-1208A	TW2002AM
TW-1213GP	TW 139AM
TW-1219A	TW 271AM
TW-1400A	TW 231AM
TW-1408A	TW 278AM
TW-1415A	TW 280AM
TW-1417A	TW 281AM
TW-1424A	TW 248AM
TW-1426A	TW 282AM
TW-1435A	TW 285AM
TW-1436A	TW 286AM
TW-1452A	TW 290AM
TW-1616A	TW 118AM
TW-1622GP	TW 163AM
TW-1625A	TW 154AM
TW-1626A	TW 142AM
TW-1822GP	TW 247AM
TW-1828A	TW 143AM
TW-1832A	TW 299AM
TW-1834A	TW 173AM
TW-2007A	TW 268AM
TW-2008A	TW 133AM
TW-2010GP	TW 256AM
TW-2013A	TW 155AM
TW-2016A	TW 269AM

KS	KING
TW-2018A	TW 156AM
TW-2208GP	TW 140AM
TW-2213A	TW 152AM
TW-2403A	TW 134AM
TW-2405GP	TW 144AM
TW-2500A	TW 147AM
TW-2503A	TW 148AM
TW-2507A	TW 149AM
TW-2510A	TW 150AM
TW-2511A	TW 145AM

MAHLE to KING

MAHLE	KING
001AL19792000	TW1027AM
001AS18744000	TW2004AM
001AS18750000	TW2008AM
001HL10267000	MB 613CP
001HL19790000	MB7099CA
001HS10001000	MB 728CP
001HS10003000	MB5064CP
001HS10005000	MB 736CP
001HS10007000	MB 613CP
001HS10471000	MB 538CP
001HS10618000	MB5020AM
001HS10643000	MB5591AM
001HS10644000	MB 609AM
001HS10657000	MB5138AM
001HS10704000	MB5117AM
001HS10705000	MB 606AM
001HS10743000	MB4038CP
001HS10746000	MB7033CP
001HS10767000	MB5118CP
001HS10768000	MB7705CP
001HS18100000	MB 797CP
001PL10264000	CR1222CP
001PL10264050	CR6777SV
001PL18097000	CR 504CP
001PL19811000	CR6866SV
001PS10000000	CR6630CP
001PS10002000	CR1222CP
001PS10004000	CR 681CP
001PS10548000	CR6656CP
001PS10551000	CR 204AM
001PS10552000	CR6670AM
001PS10578000	CR4060AM
001PS10579000	CR 503AM
001PS10680000	CR4048CP
001PS10701000	CR4071AM
001PS10702000	CR 506AM CR6673XA
001PS18300000	CR 674CP
007AS18498200	TW 113AM
007AS20174000	TW 253AM
007AS20174200	TW 235AM
007AS20222200	TW 240AM
007AS20341200	TW 255AM
007AS20488200	TW 188AM
007AS20631200	TW 105AM
007AS20710000	TW1005AM
007HL20195200	MB 147CP
007HL20197200	MB 172CP
007HL20246200	MB 178CP
007HL20334200	MB 192CP
007HS18019000	MB5129AM
007HS18511000	MB 562AM
007HS20220200	MB 790CP
007HS20299200	MB7047CP
007HS20359200	MB5014CP
007HS20367200	MB 791CP
007HS20370200	MB5004CP
007HS20379200	MB5122CP
007HS20573200	MB5037AM
007HS20600200	MB7741CP
007PL20183200	CR 183CP
007PL20185200	CR1209CP
007PL20208200	CR 877CP
007PL20242200	CR 876CP
007PL20320200	CR 131CP
007PL20591200	CR1311CP
007PL20596200	CR1310CP
007PS18021000	CR4467CP
007PS20182200	CR4154CP

MAHLE	KING
007PS20192200	CR6721CP
007PS20194200	CR6633CP
007PS20215200	CR6632CP
007PS20224200	CR4073CP
007PS20232200	CR4488AM
007PS20348200	CR4099AM
007PS20350000	CR4083CP
007PS20460200	CR4122AM
007PS20524200	CR 414AM
007PS20579200	CR4171AM
007PS20581000	CR4531CP
011HS18034000	MB 335AM
011HS18118000	MB5520AM
011HS18200000	MB5506AM
011HS19223000	MB5519AM
011PS18036000	CR 444AM
011PS18202000	CR4492AM
011PS18724000	CR4017AM
011PS19563000	CR 418AM
011PS19564000	CR4411AM
011PS19565000	CR4254CP
011PS19750000	CR4207SI
011PS19759000	CR 643AM
011PS20522000	CR 650AM
011PS20620000	CR6750SI
014AS10058000	TW 172AM
014AS20082000	TW 106AM
014AS20238000	TW 214AM
014AS20280000	TW2014AM
014AS20587000	TW 122AM
014HS10056000	MB3334AM
014HS10062000	MB5576AM
014HS18830200	MB 435SI
014HS20080000	MB5592AM
014HS20234000	MB 545AM
014HS20289200	MB 548AM
014HS20312200	MB 737AM
014HS20518200	MB 704AM
014HS20540000	MB5589AM
014HS20583000	MB5513AM
014HS20669000	MB5008SI
014HS20688000	MB 530AM
014PS10054000	CR4040AM
014PS18157200	CR 642SI
014PS18194200	CR 432SI
014PS20077000	CR4062AM
014PS20236000	CR4440AM
014PS20278000	CR4176CP
014PS20352200	CR6604AM
014PS20356200	CR 410AM
014PS20454200	CR 654AM
014PS20542200	CR4419AM
014PS20577000	CR4370CA
014PS20585000	CR4496AM
014PS20660200	CR4047CP
014PS20662000	CR4150SI
021AS20003000	TW 121AM
021AS20009000	TW 162AM
021AS20157000	TW 166AM
021AS20504000	TW 120AM
021HS20004000	MB 588AM
021HS20005000	MB5544AM
021HS20010000	MB5180AM
021HS20012000	MB5288AM
021HS20154000	MB5352AM
021HS20155000	MB5350AM
021PS18159000	CR4426AM
021PS19993000	CR 446AM
021PS19998000	CR4301AM

MAHLE	KING
021PS20002000	CR4227XA
021PS20293000	CR4372XA
021PS20506000	CR4304AM
021PS20515000	CR4357XA
025AS20263200	TW 215CP
025AS20554200	TW 206CP
025HS20257200	MB 328AM
025HS20261200	MB 313AM
025HS20306200	MB 541AM MB5538CP
025HS20466200	MB 321AM
025PS20259200	CR4441AM
025PS20303200	CR4405CP
025PS20327200	CR4401AM
025PS20464200	CR 417AM
029HS10038000	MB5028AM
029HS18067000	MB5566AM
029HS18071000	MB5070AM
029HS18814000	MB7001AM
029HS18815000	MB 605AM
029HS18816000	MB 776AM
029HS18819000	MB 601AM
029HS20869000	MB4515AM
029PS10722000	CR4104CP
029PS18133000	CR 409CP
029PS18146000	CR4104AM
029PS18723000	CR 505AM
034PS10733000	CR 501AM
034PS18063000	CR 408AM
034PS18670000	CR 411AM
037HL21040000	MB7761CP
037HS18057200	MB 734CP
037PS18047200	CR6687CP
037PS18049200	CR6688CP
037PS18055200	CR6689CP
038HL19913000	MB7761CP
038HL20096000	MB7763CP
038PS20095000	CR6852CP
038PS20862000	CR6851CP
039AS18014000	TW 251AM
039AS19963000	TW 132AM
039AS19967000	TW 246AM
039AS20482000	TW 250AM
039AS20706000	TW 179AM
039HS10075000	MB5551AM
039HS19969000	MB5569AM
039HS19971000	MB5262AM
039HS20260000	MB5062AM
039HS20623000	MB5063AM
039HS20698000	MB5399SI
039PS10074000	CR4016AM
039PS18037000	CR4075AM
039PS19937000	CR4128AM
039PS19943000	CR4493AM
039PS19945000	CR4127AM
039PS20291000	CR4376CP
039PS20484000	CR4410AM
039PS20700000	CR4503SX
039PS20702000	CR4236AM
043AS18317200	TW 260AM
043AS20544200	TW 208AM
043HS18401200	MB 440AM
043HS18416200	MB 519AM
043HS20566200	MB5000AM
043PS18359200	CR 464AM
043PS18500200	CR 301AM
061HS19078000	MB7118CP
061PL20085000	CR6823CP
061PL21093000	CR1648CP



MAHLE	KING
061PS20084000	CR6823CP
063AS20560000	TW2013AM
063AS20614200	TW 177AM
063HS20436200	MB5036AM
063HS20445200	MB 511AM
063HS20610200	MB4101SI
063PS20447200	CR4421AM
063PS20568200	CR 454AM
063PS20612200	CR6809CP
099HL10199000	MB 121CP
099HS10528000	MB4055CP
099HS10529000	MB5276CP
099PL10146000	CR1013CP
099PL10198000	CR 133CP
099PL10236000	CR 875CP
099PS10097000	CR 133CP
099PS10580000	CR 875CP
137AS20655200	TW 186AM
137HS20475200	MB 713CP
137PS20477200	CR 652AM
151FL10196000	MB 160AM
151HL18607000	MB1137CP
151PL18396000	CR1238CP
209HS20526000	MB7762CP
209PL20204000	CR1235CP
	CR6863CP
209PL20225000	CR1304CP
209PL20642000	CR1233CP
213AS20664000	TW2012CP
213HS18657000	MB7054CP
213HS19083000	MB7053CP
213HS20423200	MB 702CP
213HS20431000	MB 708CP
213PS18205000	CR 699CP
213PS19084000	CR6730CP
213PS20213000	CR6621CP
213PS20388000	CR6761CP
233AS20301200	TW 252AM
233HS20373200	MB7742CP
233HS20376200	MB5649CP
233HS20382200	MB5571CP
233PL20187200	CR 155CP
233PL20189200	CR1213CP
454HS20113000	MB3359AM
454HS20120000	MB5699AM
454HS20129000	MB5725CP
454HS20148000	MB7764CP
454PS20109000	CR 221AM
454PS20117000	CR4589AM
454PS20125000	CR4588CP
629HS19892000	MB5078SI

NDC to KING

NDC	KING
CB-1002GP	CR4443AM
CB-1007GP	CR4424AM
CB-1029GP	CR 472AM
CB-1032GP	CR4141SI
CB-1035A	CR4425AM
CB-1044GP	CR4431AM
CB-1045GP	CR4442AM
CB-1048GP	CR6607AM
CB-1056GP	CR4446AM
CB-1058GP	CR6651AM
CB-1070GP	CR 474SI
CB-1080GP	CR6719AM
CB-1085A	CR4481AM
CB-1086A	CR4485AM
CB-1103GP	CR4141SI
CB-1117GP	CR4085AM
CB-1121A	CR4137AM
CB-1123A	CR6606AM
CB-1124GP	CR4088AM
CB-1129GP	CR4043CP
CB-1131A	CR4466AM
CB-1133GP	CR4129AM
CB-1134GP	CR4462AM
CB-1141A	CR4159AM
CB-1142GP	CR4463AM
CB-1160GP	CR4202CP
CB-1161A	CR4093AM
CB-1168A	CR4495AM
CB-1169A	CR4497AM
CB-1171GP	CR6605AM
CB-1173GP	CR 407AM
CB-1174GP	CR 426AM
CB-1177GP	CR6627AM
CB-1179A	CR4489AM
CB-1190GP	CR4162CP
CB-1195GP	CR6698CP
CB-1202A	CR4005AM
CB-1204GP	CR4179AM
CB-1206GP	CR6676SI
CB-1207A	CR6696AM
CB-1208A	CR 426AM
CB-1209GP	CR4065AM
CB-1210A	CR6676SI
CB-1211GP	CR6676SI
CB-1213GP	CR4136AM
CB-1216GP	CR6697SI
CB-1219GP	CR6752CP
CB-1223GP	CR6775CP
CB-1229A	CR4500CA
CB-1232GP	CR6840CP
CB-1400GP	CR 413AM
CB-1401A	CR4052AM
CB-1404A	CR4018AM
CB-1406GP	CR4102AM
CB-1407A	CR4028AM
CB-1410GP	CR 429AM
CB-1411A	CR4187AM
CB-1414GP	CR 696AM
CB-1415A	CR4229AM
CB-1416A	CR4205AM
CB-1419GP	CR4209CP
CB-1423GP	CR6634AM
CB-1424A	CR4027AM
CB-1425GP	CR4032CP CR4032SI
CB-1429A	CR4189AM
CB-1434GP	CR6754CP
CB-1435A	CR4219AM
CB-1436A	CR6716AM

NDC	KING
CB-1437GP	CR6641AM
CB-1438A	CR6727AM
CB-1439A	CR 518AM
CB-1440GP	CR 888CP
CB-1441GP	CR4135AM
CB-1445	CR6669AM
CB-1451A	CR4121AM
CB-1452A	CR4390SI
CB-1456A	CR4349CP
CB-1457	CR4263SI
CB-1603GP	CR4043CP
CB-1612GP	CR6658CP
CB-1620GP	CR4141SI
CB-1621A	CR4004AM
CB-1622A	CR4269AM
CB-1624A	CR4207SI CR4207XA
CB-1627A	CR4141SI
CB-1628GP	CR4141SI
CB-1807GP	CR4202CP
CB-1822A	CR6629AM
CB-1825A	CR4049AM
CB-1829GP	CR4119AM
CB-1832GP	CR4328CP
CB-1834GP	CR4202CP
CB-1842A	CR6735AM
CB-2004A	CR 405AM
CB-2008A	CR4002AM
CB-2009A	CR4096AM
CB-2010A	CR6655AM
CB-2015	CR4417CP
CB-2016A	CR4285CP
CB-2018A	CR4105AM
CB-2200GP	CR 439AM
CB-2204GP	CR4258AM
CB-2205GP	CR4139AM
CB-2208GP	CR4046AM
CB-2210GP	CR6738AM
CB-2213GP	CR4033AM
CB-2215GP	CR4046AM
CB-2300GP	CR4445AM
CB-2301GP	CR 321AM
CB-2302GP	CR 312AM
CB-2305A	CR4125CP CR4125SI
CB-2306GP	CR4280CP
CB-2401A	CR 324AM
CB-2403A	CR 307AM
CB-2404A	CR4020AM
CB-2405A	CR4056AM
CB-2501A	CR 306AM
CB-2511A	CR4130AM
CB-2607GP	CR6743CP
CB-3004	CR 410AM
CB-3006	CR 646AM
CB-3007	CR6604AM
CB-3008	CR4418AM
CB-3017GP	CR 418AM
CB-3019GP	CR4411AM
CB-3821GP	CR4440AM
CB-3863	CR4496AM
CB-3878A	CR4235AM
CB-3879A	CR 346AM
CB-3880	CR4157AM
MB-2301	MB 461AM
MS-1001GP	MB 769AM
MS-1007GP	MB 434AM
MS-1028GP	MB 359AM
MS-1034	MB 347AM

NDC	KING
MS-1040GP	MB 764AM
MS-1042GP	MB 549AM
MS-1043GP	MB 534AM
MS-1047GP	MB 768AM
MS-1051GP	MB 767AM
MS-1056GP	MB 551AM
MS-1058GP	MB 473AM
MS-1060A	MB 348AM
MS-1087GP	MB 553AM
MS-1091GP	MB3305AM
MS-1094GP	MB 547AM
MS-1103GP	MB 540AM
MS-1114A	MB 572AM
MS-1117GP	MB 552AM
MS-1121A	MB5584AM
MS-1131GP	MB 577AM
MS-1133GP	MB 580AM
MS-1134GP	MB5168AM
MS-1152GP	MB 547AM
MS-1160GP	MB5074CP
MS-1161A	MB5144AM
MS-1168A	MB5510AM
MS-1173GP	MB5529AM
MS-1174GP	MB5524AM
MS-1179A	MB5501AM
MS-1183GP	MB 587AM
MS-1184GP	MB3331SI
MS-1190GP	MB5029CP
MS-1195GP	MB7006CP
MS-1201	MB 453AM
MS-1202A	MB5545AM
MS-1203GP	MB7008AM
MS-1208A	MB5373AM
MS-1209GP	MB5595AM
MS-1213GP	MB5243AM
MS-1216A	MB7092AM
MS-1218GP	MB5021AM
MS-1219GP	MB4058CP
MS-1229A	MB5429SI
MS-1232GP	MB4510CP
MS-1400A	MB 535AM
MS-1404A	MB5554AM
MS-1405GP	MB 506AM
MS-1406A	MB5145AM
MS-1407A	MB5563AM
MS-1408A	MB5085AM
MS-1410A	MB5527AM
MS-1413A	MB4037AM
MS-1414GP	MB 787AM
MS-1415A	MB5095AM
MS-1416A	MB 551AM
MS-1422	MB 552AM
MS-1424A	MB5564AM
MS-1427A	MB7029AM
MS-1428A	MB5060AM
MS-1429	MB5060AM
MS-1435A	MB5089AM
MS-1436A	MB7028AM
MS-1437GP	MB4012AM
MS-1438A	MB7049AM
MS-1440GP	MB5286CP
MS-1452A	MB5423SI
MS-1456A	MB5394AM
MS1457	MB5287AM
MS-1604GP	MB5579CP
MS-1605GP	MB5157AM
MS-1612GP	MB7713CP
MS-1620GP	MB5559AM
MS-1621A	MB5540AM

NDC	KING
MS-1622GP	MB5295AM
MS-1623A	MB5296AM
MS-1625GP	MB5078SI
MS-1626GP	MB5128AM
MS-1627GP	MB5586AM
MS-1807GP	MB5074CP
MS-1818A	MB 521AM
MS-1819A	MB 546AM
	MB5195AM
MS-1821GP	MB 524AM
MS-1822A	MB 458AM
MS-1827A	MB5177AM
MS-1828A	MB5176AM
MS-1832GP	MB5372CP
MS-1842A	MB4050AM
MS-1845A	MB5405AM
MS-2000GP	MB5311CP
MS-2004A	MB5528AM
MS-2007A	MB5158AM
MS-2008A	MB5537AM
MS-2010GP	MB 474AM
MS-2011A	MB5226AM
MS-2012A	MB5304AM
MS-2016A	MB5312AM
MS-2018A	MB5171AM
MS-2200GP	MB5168AM
MS-2206GP	MB5244AM
MS-2208GP	MB5568AM
MS-2210GP	MB4007AM
MS-2213GP	MB5168AM
MS-2215GP	MB5259AM
MS-2300GP	MB3324AM
MS-2301GP	MB 461AM
MS-2305A	MB5220AM
MS-2401A	MB4043AM
MS-2403A	MB 454AM
MS-2404A	MB5556AM
MS-2405GP	MB5587AM
MS-2501A	MB 416AM
MS-2505A	MB 490AM
MS-2511A	MB5238AM
MS-3004	MB 512AM
MS-3006	MB 420AM
MS-3008	MB 530AM
MS-3017GP	MB5519AM
MS-3020GP	MB5520AM
MS-3782	MB7704AM
MS-3808	MB7703AM
MS-3821GP	MB 545AM
MS-3863	MB5513AM
MS-3878A	MB5256AM
MS-3879A	MB4271AM
SH-1003B	CS 305BB
SH-1056B	CS 412BB
SH-1104B	CS 504BB
TW-1000B	TW 204AM
TW-1006B	TW 210AM
TW-1007A	TW 209AM
TW-1024B	TW 157AM
TW-1028GP	TW 272AM
TW-1030GP	TW 118AM
TW-1036BC	TW 295AM
TW-1040B	TW 275AM
TW-1055K	TW 300AM
TW-1056B	TW 225AM
TW-1061GP	TW 222AM
TW-1063B	TW 276AM
TW-1070GP	TW 146AM
TW-1072J	TW 305AM
TW-1075J	TW 265AM
TW-1082B	TW 292AM
TW-1100GP	TW 293AM
TW-1113K	TW 228AM
TW-1115K	TW 307AM

NDC	KING
TW-1117K	TW 226AM
TW-1122J	TW 273AM
TW-1129GP	TW 262AM
TW-1133K	TW 230AM
TW-1134GP	TW 110AM
TW-1145K	TW 302AM
TW-1147J	TW 306AM
TW-1153K	TW 266AM
TW-1155GP	TW 263AM
TW-1161A	TW 261AM
TW-1168A	TW 227AM
TW-1179A	TW 160AM
TW-1181A	TW 267AM
TW-1202A	TW 159AM
TW-1208A	TW2002AM
TW-1213GP	TW 139AM
TW-1214A	TW 270AM
TW-1219A	TW 271AM
TW-1232A	TW1020AM
TW-1400A	TW 231AM
TW-1402A	TW 277AM
TW-1405A	TW 234AM
TW-1408A	TW 278AM
TW-1413A	TW 279AM
TW-1415A	TW 280AM
TW-1417A	TW 281AM
TW-1423A	TW 249AM
TW-1424A	TW 248AM
TW-1426A	TW 282AM
TW-1427A	TW 283AM
TW-1434A	TW 284AM
TW-1435A	TW 285AM
TW-1436A	TW 286AM
TW-1438A	TW 287AM
TW-1440A	TW 288AM
TW-1452A	TW 290AM
TW-1457A	TW 185AM
TW-1616A	TW 118AM
TW-1621A	TW 141AM
TW-1622GP	TW 163AM
TW-1625A	TW 154AM
TW-1626A	TW 142AM
TW-1631A	TW 308AM
TW-1820K	TW 303AM
TW-1822GP	TW 247AM
TW-1828A	TW 143AM
TW-1832A	TW 299AM
TW-1834A	TW 173AM
TW-1838J	TW 304AM
TW-1842A	TW 158AM
TW-1845A	TW 174AM
TW-2007A	TW 268AM
TW-2008A	TW 133AM
TW-2010GP	TW 256AM
TW-2013A	TW 155AM
TW-2016A	TW 269AM
TW-2018A	TW 156AM
TW-2208GP	TW 140AM
TW-2210GP	TW 151AM
TW-2213A	TW 152AM
TW-2215A	TW 153AM
TW-2402A	TW 161AM
TW-2403A	TW 134AM
TW-2405GP	TW 144AM
TW-2500A	TW 147AM
TW-2503A	TW 148AM
TW-2507A	TW 149AM
TW-2510A	TW 150AM
TW-2511A	TW 145AM
TW-2800J	TW 274AM

NUMERICAL LISTING INDEX

Set No.	Make	Line
CR 131CP	Iveco	23
CR 133CP	Deutz	1
CR 133CP	Deutz	3
CR 133CP	Deutz	6
CR 133CP	Deutz	9
CR 155CP	Fiat	37
CR 155CP	Fiat	38
CR 155CP	Fiat	39
CR 155CP	Fiat	40
CR 155CP	Fiat	44
CR 155CP	Fiat	45
CR 155CP	Iveco	12
CR 155CP	Iveco	19
CR 156SI	John Deere	6
CR 156SI	John Deere	7
CR 156SI	John Deere	8
CR 156SI	John Deere	9
CR 156SI	John Deere	10
CR 156SI	John Deere	16
CR 156SI	John Deere	18
CR 183CP	Fiat	23
CR 183CP	Fiat	42
CR 183CP	Iveco	16
CR 189AM	John Deere	2
CR 189AM	John Deere	3
CR 189AM	John Deere	5
CR 189AM	John Deere	14
CR 196AM	IHC	3
CR 196AM	IHC	5
CR 196AM	IHC	6
CR 197AM	MWM	2
CR 197AM	Renault	31
CR 301AM	Ford	56
CR 301AM	Perkins	3
CR 301AM	Perkins	7
CR 302AM	Ford	61
CR 302AM	Ford	62
CR 304AM	IHC	4
CR 306AM	Daihatsu	1
CR 306AM	Daihatsu	2
CR 306AM	Kia	1
CR 307AM	General Motors	1
CR 307AM	Suzuki	3
CR 312AM	Subaru	3
CR 313AM	David Brown	1
CR 314AM	IHC	3
CR 314AM	John Deere	2
CR 314AM	John Deere	13
CR 317CP	Fiat	37
CR 317CP	Fiat	38
CR 319AM	Bolinder Munktell	2
CR 321AM	Subaru	1
CR 324AM	Daewoo	1
CR 324AM	Daewoo	2
CR 324AM	Suzuki	2
CR 333CP	Smart	1
CR 334CP	Smart	1
CR 339AM	Daihatsu	3
CR 340XA	Smart	2
CR 341CP	Hyundai	5
CR 343CP	Opel	1
CR 343CP	Vauxhall	1
CR 345CP	Perkins	1
CR 349XA	Volkswagen	4
CR 401AM	Jeep	2
CR 405AM	Ford	37
CR 405AM	Ford	39
CR 405AM	Kia	4
CR 405AM	Kia	6
CR 405AM	Mazda	7
CR 405AM	Mazda	16
CR 405AM	Mazda	17
CR 407AM	Nissan	9
CR 407AM	Nissan	10

Set No.	Make	Line
CR 408AM	Audi	1
CR 408AM	Volkswagen	1
CR 408AM	Volkswagen	3
CR 408AM	Volkswagen	6
CR 408AM	Volkswagen	7
CR 409AM	Volkswagen	5
CR 410AM	Ford	3
CR 410AM	Ford	4
CR 410AM	Ford	18
CR 410CP	Ford	3
CR 411AM	Audi	2
CR 411AM	Audi	3
CR 411AM	Audi	4
CR 411AM	Audi	7
CR 411AM	Audi	18
CR 411AM	Chrysler	7
CR 411AM	Volkswagen	9
CR 411AM	Volkswagen	11
CR 411AM	Volkswagen	12
CR 411AM	Volkswagen	17
CR 411CP	Audi	2
CR 411CP	Audi	3
CR 411CP	Audi	4
CR 411CP	Audi	7
CR 411CP	Audi	18
CR 411CP	Chrysler	7
CR 411CP	Volkswagen	9
CR 411CP	Volkswagen	11
CR 411CP	Volkswagen	12
CR 411CP	Volkswagen	17
CR 413AM	Toyota	3
CR 414AM	Autobianchi	1
CR 414AM	Autobianchi	2
CR 414AM	Autobianchi	3
CR 414AM	Fiat	1
CR 414AM	Fiat	3
CR 414AM	Fiat	4
CR 414AM	Seat	1
CR 414AM	Seat	2
CR 416AM	Renault	1
CR 417AM	Austin	1
CR 417AM	Austin	2
CR 417AM	Austin	3
CR 417AM	Austin	4
CR 417AM	MG	1
CR 417AM	MG	3
CR 417CP	Austin	1
CR 417CP	Austin	2
CR 417CP	Austin	3
CR 417CP	Austin	4
CR 417CP	MG	1
CR 417CP	MG	3
CR 418AM	Bedford	4
CR 418AM	Daewoo	5
CR 418AM	Opel	3
CR 418AM	Opel	10
CR 418AM	Vauxhall	8
CR 418CP	Bedford	4
CR 418CP	Opel	10
CR 418CP	Vauxhall	8
CR 420AM	Austin	6
CR 420AM	MG	7
CR 420AM	MG	10
CR 422AM	Citroen	17
CR 422AM	Fiat	22
CR 422AM	Peugeot	16
CR 422AM	Peugeot	20
CR 424AM	Chrysler	18
CR 426AM	Nissan	2
CR 426AM	Nissan	5
CR 426AM	Nissan	12
CR 429AM	General Motors	5
CR 429AM	Toyota	3
CR 429AM	Toyota	13

Set No.	Make	Line
CR 430AM	Triumph	1
CR 430AM	Triumph	2
CR 432SI	Saab	1
CR 434AM	Bedford	1
CR 434AM	Vauxhall	3
CR 436AM	Ford	17
CR 436AM	Ford	27
CR 437AM	Audi	8
CR 437AM	Audi	9
CR 437AM	Seat	19
CR 437AM	Volkswagen	18
CR 437AM	Volkswagen	19
CR 437AM	Volkswagen	20
CR 437AM	Volkswagen	22
CR 437AM	Volkswagen	23
CR 437AM	Volkswagen	24
CR 437AM	Volkswagen	41
CR 437CP	Audi	8
CR 437CP	Audi	9
CR 437CP	Seat	16
CR 437CP	Seat	19
CR 437CP	Skoda	8
CR 437CP	Volkswagen	18
CR 437CP	Volkswagen	19
CR 437CP	Volkswagen	20
CR 437CP	Volkswagen	21
CR 437CP	Volkswagen	22
CR 437CP	Volkswagen	23
CR 437CP	Volkswagen	24
CR 437CP	Volkswagen	41
CR 438AM	Massey Ferguson	1
CR 438AM	Triumph	6
CR 439AM	Acura	3
CR 439AM	Honda	16
CR 439AM	Honda	18
CR 443AM	Mercedes-Benz	7
CR 443AM	Mercedes-Benz	13
CR 444AM	Opel	2
CR 444AM	Vauxhall	2
CR 444AM	Vauxhall	4
CR 446AM	Renault	2
CR 446AM	Renault	3
CR 446AM	Renault	4
CR 446AM	Renault	5
CR 446AM	Volvo	1
CR 448AM	MG	8
CR 448AM	Triumph	2
CR 448AM	Triumph	4
CR 451AM	Ford	72
CR 451AM	Ford	78
CR 454AM	Perkins	8
CR 454AM	Perkins	11
CR 456AM	Bedford	6
CR 456AM	Perkins	5
CR 457AM	David Brown	2
CR 460SV	Audi	28
CR 460SV	Audi	29
CR 460SV	Peugeot	15
CR 460SV	Volkswagen	39
CR 460SV	Volkswagen	44
CR 460SV	Volkswagen	46
CR 462AM	Bedford	12
CR 464AM	Perkins	12
CR 464AM	Perkins	13
CR 464AM	Perkins	14
CR 464AM	Volvo	13
CR 464CP	Perkins	12
CR 468AM	Perkins	15
CR 468AM	Perkins	17
CR 468AM	Perkins	18
CR 471CP	Bolinder Munktell	3
CR 472AM	Nissan	18
CR 472AM	Nissan	19
CR 472AM	Nissan	29

Set No.	Make	Line
CR 474SI	Bedford	8
CR 474SI	General Motors	21
CR 474SI	Isuzu	12
CR 474SI	Isuzu	13
CR 475AM	MG	2
CR 501AM	Audi	36
CR 501AM	Volkswagen	45
CR 502AM	Audi	32
CR 502AM	Audi	33
CR 502AM	Audi	38
CR 502AM	Volkswagen	49
CR 502CP	Audi	32
CR 502CP	Audi	33
CR 502CP	Volkswagen	49
CR 503AM	Mercedes-Benz	25
CR 505AM	Audi	34
CR 505AM	Audi	35
CR 505AM	Nissan	20
CR 505AM	Volkswagen	50
CR 506AM	Mercedes-Benz	17
CR 507AM	Fiat	29
CR 509AM	Renault	29
CR 509AM	Volvo	5
CR 517AM	Volkswagen	51
CR 518AM	Toyota	49
CR 520AM	Acura	9
CR 521CP	Land Rover	9
CR 522XA	Mercedes-Benz	16
CR 522XA	Mercedes-Benz	23
CR 524SV	Volkswagen	53
CR 524SV	Volkswagen	54
CR 525SI	General Motors	39
CR 525SI	Isuzu	24
CR 526SX	Alfa Romeo	11
CR 526SX	Fiat	33
CR 526SX	Lancia	20
CR 526SX	Lancia	21
CR 603AM	Jeep	11
CR 604AM	Bedford	17
CR 605SI	General Motors	29
CR 605SI	General Motors	30
CR 605SI	General Motors	38
CR 605SI	Isuzu	20
CR 605SI	Jeep	7
CR 605SI	Jeep	8
CR 610AM	General Motors	45
CR 611AM	Bedford	17
CR 614AM	Chrysler	27
CR 614AM	Chrysler	28
CR 614AM	Chrysler	37
CR 614AM	Chrysler	39
CR 618AM	Ford	48
CR 618AM	Ford	49
CR 618AM	Ford	73
CR 618AM	Ford	74
CR 618AM	Ford	75
CR 618AM	Ford	76
CR 618AM	Ford	95
CR 618AM	Ford	96
CR 624AM	General Motors	33
CR 624AM	General Motors	40
CR 624AM	Mercury Marine	3
CR 624AM	Mercury Marine	5
CR 625AM	Triumph	7
CR 627CP	Pegaso	3
CR 628CP	Pegaso	4
CR 640SI	Ford	86
CR 640SI	Ford	90
CR 641SI	General Motors	56
CR 641SI	Mercury Marine	8
CR 642SI	Ford	25
CR 642SI	Ford	38
CR 642SI	Ford	60
CR 642SI	Ford	63
CR 642SI	Ford	64
CR 642SI	Ford	66
CR 642SI	Ford	67
CR 642SI	Ford	68
CR 642SI	Ford	69

Set No.	Make	Line
CR 642SI	Ford	93
CR 642SI	Ford	94
CR 642SI	Mazda	29
CR 642SI	Reliant	1
CR 643AM	Opel	22
CR 643AM	Opel	25
CR 643AM	Vauxhall	11
CR 646AM	Ford	51
CR 646AM	Reliant	2
CR 648SI	American Motors	6
CR 648SI	Jeep	12
CR 648SI	Jeep	13
CR 650AM	Opel	23
CR 650AM	Vauxhall	12
CR 653AM	Bedford	14
CR 654AM	Ford	109
CR 654AM	Ford	113
CR 655AM	Perkins	16
CR 659CP	Pegaso	2
CR 673AM	Perkins	20
CR 673AM	Perkins	22
CR 673AM	Perkins	23
CR 673CP	Perkins	22
CR 676CP	Mercedes-Benz	35
CR 677CP	Fiat	23
CR 677CP	Fiat	42
CR 677CP	Iveco	16
CR 679AM	Bedford	16
CR 681CP	Mercedes-Benz	38
CR 682AM	Ford	127
CR 682AM	Ford	130
CR 682AM	Ford	131
CR 685AM	Perkins	21
CR 691SI	Ford	70
CR 691SI	Mazda	28
CR 693AM	IHC	6
CR 696AM	Toyota	39
CR 697CP	Jaguar	1
CR 697CP	Jaguar	3
CR 697CP	Jaguar	5
CR 699CP	Daf	3
CR 803AM	General Motors	53
CR 803AM	Mercury Marine	7
CR 804SI	Ford	79
CR 804SI	Ford	80
CR 804SI	Ford	107
CR 804SI	Mercury Marine	9
CR 805SI	Chrysler	42
CR 805SI	Chrysler	43
CR 805SI	Chrysler	45
CR 805SI	Chrysler	46
CR 805SI	Chrysler	47
CR 805SI	Chrysler	52
CR 805SI	Chrysler	53
CR 805SI	Chrysler	54
CR 805SI	Jeep	16
CR 805SI	Jeep	19
CR 806AM	Chrysler	49
CR 806AM	Chrysler	55
CR 806AM	Chrysler	56
CR 806AM	Chrysler	59
CR 806AM	Chrysler	60
CR	Chrysler	57
CR 806XPND	Chrysler	57
CR 807SI	General Motors	50
CR 807SI	General Motors	57
CR 807SI	General Motors	66
CR 807SI	Isuzu	28
CR 807SI	Isuzu	30
CR 807SI	Isuzu	31
CR 807SI	Mercury Marine	10
CR 807SI	Mercury Marine	11
CR 808SI	General Motors	63
CR 808SI	General Motors	64
CR 808SI	General Motors	68
CR 808SI	Mercury Marine	13
CR 808SI	Mercury Marine	15
CR 809AM	Ford	110
CR 809AM	Ford	114

Set No.	Make	Line
CR 809AM	Ford	121
CR 809AM	Ford	134
CR 810AM	Ford	87
CR 810AM	Ford	88
CR 811SI	General Motors	41
CR 811SI	General Motors	54
CR 811SI	General Motors	58
CR 811SI	General Motors	62
CR 811SI	Jeep	18
CR 812AM	Perkins	25
CR 813SI	Ford	116
CR 813SI	Ford	117
CR 813SI	Ford	119
CR 814SI	Ford	118
CR 814SI	Ford	120
CR 814SI	Ford	122
CR 814SI	Mercury Marine	12
CR 815CP	General Motors	55
CR 815CP	General Motors	59
CR 815CP	General Motors	60
CR 815CP	General Motors	67
CR 816SI	Ford	125
CR 816SI	Ford	135
CR 817AM	General Motors	49
CR 817AM	General Motors	52
CR 817AM	General Motors	61
CR 818SI	American Motors	7
CR 818SI	Jeep	15
CR 819CP	General Motors	47
CR 820AM	Holden	4
CR 822AM	Triumph	9
CR 829CP	Ford	133
CR 829CP	IHC	10
CR 868SI	Ford	101
CR 868SI	Ford	102
CR 868SI	Ford	103
CR 868SI	Ford	104
CR 868SI	Ford	105
CR 868SI	Ford	106
CR 868SI	Ford	108
CR 868SI	Ford	111
CR 868SI	Ford	112
CR 873CP	General Motors	65
CR 875CP	Deutz	14
CR 875CP	Deutz	15
CR 876CP	Iveco	28
CR 876CP	Iveco	35
CR 877CP	Iveco	35
CR 887CP	Ford	136
CR 887CP	Mercury Marine	14
CR 888CP	Lexus	4
CR 890CP	Land Rover	16
CR 893AM	Audi	41
CR1013CP	Deutz	5
CR1013CP	Deutz	10
CR1018SV	Mercedes-Benz	12
CR1018XA	Chrysler	25
CR1018XA	Mercedes-Benz	11
CR1026CP	MWM	1
CR1035SI	Chrysler	50
CR1035SI	Cummins	1
CR1035SI	Cummins	2
CR1039SI	Ford	132
CR1203CP	Jaguar	6
CR1203CP	Mercedes-Benz	30
CR1208CP	Iveco	10
CR1209CP	Fiat	15
CR1209CP	Fiat	32
CR1209CP	Fiat	43
CR1209CP	Iveco	2
CR1209CP	Iveco	5
CR1209CP	Iveco	6
CR1209CP	Iveco	9
CR1209CP	Iveco	14
CR1212CP	Fiat	53
CR1212CP	Iveco	32
CR1212CP	Iveco	33
CR1212CP	Iveco	34
CR1213CP	Fiat	41

Set No.	Make	Line
CR1213CP	Fiat	47
CR1213CP	Fiat	48
CR1213CP	Iveco	13
CR1213CP	Iveco	18
CR1213CP	Iveco	21
CR1215CP	Fiat	46
CR1217AM	IHC	3
CR1217AM	IHC	5
CR1217AM	IHC	6
CR1222CP	MAN	4
CR1222CP	MAN	6
CR1222CP	MAN	7
CR1222CP	Mercedes-Benz	43
CR1222CP	Mercedes-Benz	45
CR1222SV	MAN	4
CR1222SV	MAN	6
CR1222SV	MAN	7
CR1222SV	MAN	8
CR1222SV	Mercedes-Benz	36
CR1222SV	Mercedes-Benz	42
CR1222SV	Mercedes-Benz	44
CR1222SV	Mercedes-Benz	46
CR1222SV	Mercedes-Benz	47
CR1228SI	John Deere	19
CR1238CP	MWM	5
CR1239CP	Deutz	12
CR1239CP	Deutz	13
CR1239CP	Deutz	14
CR1239CP	Deutz	15
CR1239CP	Deutz	16
CR1239CP	Deutz	17
CR1239CP	Deutz	18
CR1239CP	Deutz	19
CR1240SI	Chrysler	61
CR1240SI	Chrysler	62
CR1255AM	John Deere	17
CR1256SI	John Deere	11
CR1256SI	John Deere	12
CR1285SI	Cummins	4
CR1288SI	Mitsubishi	3
CR1288SI	Mitsubishi	7
CR1289SI	Mitsubishi	1
CR1289SI	Mitsubishi	2
CR1290SI	Mitsubishi	6
CR1290SI	Mitsubishi	12
CR1294CA	Alfa Romeo	4
CR1296CP	John Deere	20
CR1302SI	John Deere	21
CR1305SI	Chrysler	51
CR1305SI	Chrysler	58
CR1305SI	Cummins	1
CR1305SI	Cummins	3
CR1305SI	Daf	1
CR1305SI	Iveco	11
CR1308CP	Iveco	25
CR1310CP	Iveco	27
CR1311CP	Iveco	20
CR1312CA	Iveco	1
CR1313CA	Citroen	29
CR1313CA	Fiat	36
CR1313CA	Iveco	8
CR1313CA	Peugeot	35
CR1317SI	Chrysler	61
CR1317SI	Chrysler	62
CR1319CP	Fiat	49
CR1319CP	Fiat	50
CR1319CP	Iveco	22
CR1610CP	MWM	4
CR1610CP	Volkswagen	56
CR1625CP	Volvo	20
CR1634CP	Deutz	7
CR1634CP	Deutz	11
CR1634CP	Volvo	19
CR1635CP	Deutz	7
CR1635CP	Deutz	8
CR1636CP	Deutz	4
CR1637CP	Deutz	4
CR1639CP	Scania	2
CR1641SV	MAN	1

Set No.	Make	Line
CR1641SV	MAN	2
CR1641SV	MAN	3
CR1641SV	Mercedes-Benz	41
CR1647CP	MWM	3
CR1648CP	Scania	1
CR1651SV	Mercedes-Benz	29
CR1656SV	Mercedes-Benz	40
CR4001AM	Citroen	14
CR4001AM	Peugeot	13
CR4002AM	Ford	16
CR4002AM	Kia	3
CR4002AM	Mazda	3
CR4002AM	Mazda	9
CR4003AM	Saab	3
CR4003CP	Saab	4
CR4004AM	General Motors	4
CR4004AM	Isuzu	2
CR4004AM	Isuzu	3
CR4004AM	Isuzu	7
CR4004AM	Isuzu	8
CR4005AM	Nissan	1
CR4006AM	Chrysler	17
CR4006AM	Citroen	23
CR4006AM	Jeep	1
CR4006AM	Peugeot	26
CR4006AM	Renault	23
CR4006AM	Renault	25
CR4007AM	Lada	1
CR4009AM	Ford	41
CR4010AM	Ford	44
CR4010AM	Ford	57
CR4011AM	Austin	5
CR4011AM	MG	9
CR4011AM	Rover	3
CR4013AM	Seat	3
CR4015AM	Citroen	20
CR4015AM	Peugeot	23
CR4015AM	Renault	20
CR4015AM	Renault	21
CR4015AM	Renault	22
CR4015AM	RVI	1
CR4016AM	Ford	46
CR4016AM	Peugeot	27
CR4016AM	Peugeot	31
CR4016AM	Talbot	8
CR4017AM	Bedford	5
CR4017AM	Daewoo	6
CR4017AM	General Motors	12
CR4017AM	Isuzu	15
CR4017AM	Opel	9
CR4017AM	Opel	11
CR4017AM	Opel	18
CR4017AM	Vauxhall	9
CR4017AM	Vauxhall	10
CR4018AM	Toyota	23
CR4019AM	American Motors	2
CR4019AM	Renault	13
CR4019AM	Renault	16
CR4020AM	Daewoo	4
CR4020AM	General Motors	2
CR4020AM	Suzuki	5
CR4021SI	Ford	23
CR4021SI	Ford	26
CR4023SI	American Motors	4
CR4023SI	Chrysler	22
CR4023SI	Jeep	4
CR4023SI	Jeep	5
CR4025AM	Austin	9
CR4025AM	Perkins	6
CR4027AM	Toyota	8
CR4028AM	Toyota	17
CR4031CP	Fiat	39
CR4031CP	Fiat	40
CR4031CP	Iveco	12
CR4032SI	General Motors	6
CR4032SI	Toyota	11
CR4032SI	Toyota	12
CR4032SI	Toyota	14
CR4033AM	Acura	7

Set No.	Make	Line
CR4033AM	Honda	17
CR4033AM	Honda	20
CR4036AM	Massey Ferguson	2
CR4036AM	Triumph	8
CR4037AM	Massey Ferguson	2
CR4037AM	Talbot	7
CR4037AM	Triumph	8
CR4038AM	IHC	1
CR4038AM	IHC	2
CR4040AM	Ford	2
CR4040AM	Ford	10
CR4042AM	BMW	2
CR4042CP	BMW	2
CR4043CP	Isuzu	18
CR4043CP	Isuzu	22
CR4043CP	Isuzu	23
CR4043CP	Isuzu	25
CR4044AM	David Brown	3
CR4046AM	Acura	1
CR4046AM	Honda	11
CR4046AM	Honda	19
CR4047CP	Ford	81
CR4047CP	Ford	98
CR4047CP	Ford	100
CR4048CP	Mercedes-Benz	26
CR4048CP	Mercedes-Benz	27
CR4048CP	Toyota	51
CR4049AM	Chrysler	2
CR4049AM	Chrysler	3
CR4049AM	Hundai	3
CR4049AM	Mitsubishi	8
CR4050AM	David Brown	4
CR4052AM	Toyota	42
CR4052AM	Toyota	47
CR4052AM	Toyota	48
CR4056AM	General Motors	7
CR4056AM	Suzuki	6
CR4057AM	John Deere	5
CR4057AM	John Deere	14
CR4059SI	General Motors	22
CR4060AM	Mercedes-Benz	6
CR4060AM	Mercedes-Benz	7
CR4060AM	Mercedes-Benz	13
CR4060CP	Mercedes-Benz	7
CR4060CP	Mercedes-Benz	13
CR4062AM	Ford	20
CR4062AM	Ford	22
CR4064AM	Austin	7
CR4064AM	MG	12
CR4064AM	Rover	5
CR4064CP	Austin	7
CR4065AM	Nissan	28
CR4068AM	Ford	29
CR4069AM	Ford	40
CR4070AM	Continental	1
CR4070AM	Continental	2
CR4071AM	Mercedes-Benz	9
CR4073CP	Alfa Romeo	12
CR4073CP	Fiat	34
CR4073CP	Iveco	3
CR4073CP	Iveco	4
CR4073CP	Renault	30
CR4073CP	RVI	3
CR4073CP	Seat	21
CR4075AM	Citroen	16
CR4075AM	Peugeot	18
CR4075AM	Talbot	6
CR4076AM	IHC	5
CR4077AM	Perkins	9
CR4077AM	Perkins	10
CR4078AM	Ford	19
CR4080AM	Fiat	31
CR4080AM	Talbot	9
CR4082AM	Citroen	26
CR4082AM	Citroen	27
CR4083CP	Alfa Romeo	12
CR4083CP	Fiat	34
CR4083CP	Iveco	3
CR4083CP	Iveco	4

Set No.	Make	Line
CR4083CP	Lancia	22
CR4083CP	Renault	30
CR4083CP	Seat	21
CR4085AM	Toyota	6
CR4085AM	Toyota	7
CR4085AM	Toyota	20
CR4088AM	Subaru	2
CR4088AM	Subaru	5
CR4093AM	Toyota	34
CR4093AM	Toyota	35
CR4094CP	Mercedes-Benz	4
CR4094CP	Mercedes-Benz	8
CR4094CP	Mercedes-Benz	10
CR4096AM	Kia	5
CR4096AM	Kia	7
CR4096AM	Mazda	10
CR4096AM	Mazda	25
CR4099AM	Autobianchi	6
CR4099AM	Fiat	6
CR4099AM	Fiat	17
CR4099AM	Lancia	6
CR4099AM	Lancia	7
CR4099AM	Lancia	8
CR4099AM	Seat	4
CR4099CP	Fiat	12
CR4102AM	Toyota	34
CR4102AM	Toyota	35
CR4104AM	Audi	4
CR4104AM	Audi	10
CR4104AM	Audi	11
CR4104AM	Audi	12
CR4104AM	Audi	13
CR4104AM	Audi	14
CR4104AM	Audi	16
CR4104AM	Audi	17
CR4104AM	Audi	19
CR4104AM	Audi	22
CR4104AM	Audi	23
CR4104AM	Audi	24
CR4104AM	Audi	26
CR4104AM	Nissan	13
CR4104AM	Seat	8
CR4104AM	Seat	10
CR4104AM	Seat	11
CR4104AM	Seat	12
CR4104AM	Seat	13
CR4104AM	Seat	14
CR4104AM	Seat	17
CR4104AM	Seat	18
CR4104AM	Skoda	4
CR4104AM	Skoda	7
CR4104AM	Volkswagen	8
CR4104AM	Volkswagen	11
CR4104AM	Volkswagen	25
CR4104AM	Volkswagen	26
CR4104AM	Volkswagen	27
CR4104AM	Volkswagen	28
CR4104AM	Volkswagen	29
CR4104AM	Volkswagen	30
CR4104AM	Volkswagen	33
CR4104AM	Volkswagen	34
CR4104AM	Volkswagen	36
CR4104AM	Volkswagen	37
CR4104AM	Volkswagen	48
CR4104CP	Audi	4
CR4104CP	Audi	10
CR4104CP	Audi	11
CR4104CP	Audi	12
CR4104CP	Audi	13
CR4104CP	Audi	14
CR4104CP	Audi	16
CR4104CP	Audi	17
CR4104CP	Audi	19
CR4104CP	Audi	22
CR4104CP	Audi	23
CR4104CP	Audi	24
CR4104CP	Audi	26
CR4104CP	Nissan	13
CR4104CP	Seat	8

Set No.	Make	Line
CR4104CP	Seat	10
CR4104CP	Seat	11
CR4104CP	Seat	12
CR4104CP	Seat	13
CR4104CP	Seat	14
CR4104CP	Seat	17
CR4104CP	Seat	18
CR4104CP	Skoda	4
CR4104CP	Skoda	7
CR4104CP	Volkswagen	8
CR4104CP	Volkswagen	11
CR4104CP	Volkswagen	25
CR4104CP	Volkswagen	26
CR4104CP	Volkswagen	27
CR4104CP	Volkswagen	28
CR4104CP	Volkswagen	29
CR4104CP	Volkswagen	30
CR4104CP	Volkswagen	33
CR4104CP	Volkswagen	34
CR4104CP	Volkswagen	36
CR4104CP	Volkswagen	37
CR4104CP	Volkswagen	48
CR4105AM	Ford	33
CR4105AM	Mazda	12
CR4106AM	Bedford	5
CR4106AM	Daewoo	6
CR4106AM	Daewoo	7
CR4106AM	General Motors	12
CR4106AM	Opel	9
CR4106AM	Vauxhall	9
CR4119AM	Mitsubishi	9
CR4119AM	Mitsubishi	11
CR4120SI	Chrysler	16
CR4120SI	Chrysler	20
CR4120SI	Hyundai	10
CR4120SI	Kia	8
CR4120SI	Mitsubishi	15
CR4120SI	Mitsubishi	17
CR4121AM	Toyota	18
CR4121AM	Toyota	19
CR4122AM	Autobianchi	4
CR4122AM	Fiat	2
CR4125CP	Subaru	6
CR4125SI	Subaru	4
CR4127AM	Citroen	18
CR4127AM	Peugeot	22
CR4128AM	Citroen	2
CR4128AM	Peugeot	2
CR4129AM	Toyota	15
CR4129AM	Toyota	25
CR4129AM	Toyota	26
CR4130AM	Daihatsu	4
CR4131AM	New Holland	1
CR4131CP	New Holland	1
CR4132AM	Skoda	1
CR4133AM	Volvo	8
CR4134AM	Ford	36
CR4135AM	Toyota	33
CR4136AM	Infiniti	1
CR4136AM	Nissan	14
CR4137AM	Toyota	43
CR4139AM	Honda	7
CR4139AM	Honda	9
CR4140AM	Citroen	24
CR4140AM	Citroen	25
CR4140AM	Citroen	26
CR4140AM	Citroen	28
CR4140AM	Fiat	31
CR4140AM	Peugeot	32
CR4140AM	Talbot	9
CR4141SI	Bedford	7
CR4141SI	General Motors	10
CR4141SI	Honda	23
CR4141SI	Isuzu	1
CR4141SI	Isuzu	6
CR4141SI	Isuzu	16
CR4145XA	Opel	13
CR4147AM	Bedford	2
CR4147AM	Opel	3

Set No.	Make	Line
CR4147AM	Vauxhall	5
CR4149SI	General Motors	13
CR4150SI	Ford	15
CR4150SI	Ford	31
CR4150SI	Mazda	15
CR4151AM	Ford	6
CR4152AM	Rover	1
CR4154CP	Iveco	4
CR4154CP	Iveco	7
CR4155AM	American Motors	3
CR4155AM	Audi	31
CR4155AM	Volkswagen	47
CR4157AM	Hyundai	4
CR4159AM	Mazda	4
CR4159AM	Mazda	6
CR4159AM	Mazda	14
CR4162CP	Nissan	30
CR4162CP	Nissan	34
CR4165SI	Cummins	1
CR4170AM	Alfa Romeo	8
CR4170AM	Fiat	25
CR4170AM	Fiat	26
CR4170AM	Lancia	15
CR4170AM	Lancia	16
CR4171AM	Alfa Romeo	9
CR4171AM	Fiat	18
CR4171AM	Fiat	20
CR4171AM	Lancia	16
CR4173AM	Fiat	21
CR4173AM	Lancia	17
CR4175AM	Lancia	18
CR4176CP	Ford	53
CR4178SI	Fiat	14
CR4179AM	Nissan	11
CR4181AM	Bolinder Munktell	1
CR4182CP	Audi	27
CR4182CP	Ford	28
CR4182CP	Seat	20
CR4182CP	Skoda	9
CR4182CP	Volkswagen	38
CR4182CP	Volkswagen	43
CR4187AM	Toyota	35
CR4187AM	Toyota	40
CR4189AM	Toyota	42
CR4189AM	Toyota	47
CR4189AM	Toyota	48
CR4191SI	Peugeot	29
CR4192SX	Peugeot	28
CR4193XA	Peugeot	30
CR4195AM	Chrysler	11
CR4195AM	Chrysler	12
CR4195AM	Mitsubishi	16
CR4198AM	Citroen	5
CR4198AM	Peugeot	8
CR4202CP	Hyundai	16
CR4202CP	Mitsubishi	26
CR4202CP	Mitsubishi	28
CR4203CP	Fiat	23
CR4203CP	Iveco	16
CR4204CP	Iveco	10
CR4205AM	Toyota	1
CR4207SI	Isuzu	4
CR4207SI	Opel	6
CR4207XA	Isuzu	5
CR4207XA	Isuzu	9
CR4207XA	Opel	7
CR4207XA	Opel	12
CR4208SI	Land Rover	1
CR4208SI	Land Rover	2
CR4208SI	Rover	4
CR4209CP	Toyota	32
CR4210AM	Opel	11
CR4210AM	Opel	18
CR4210AM	Vauxhall	10
CR4213CA	Opel	16
CR4217CP	Citroen	15
CR4219AM	Toyota	31
CR4219AM	Toyota	38
CR4223CP	Lancia	2

Set No.	Make	Line
CR4225CP	Mercedes-Benz	2
CR4227XA	Renault	13
CR4227XA	Renault	17
CR4229AM	Toyota	2
CR4232AM	Fiat	11
CR4232AM	Fiat	13
CR4232AM	Lancia	1
CR4232AM	Lancia	5
CR4232AM	Lancia	9
CR4235AM	Hyundai	9
CR4236AM	Peugeot	10
CR4240CP	General Motors	34
CR4242AM	Honda	12
CR4251AM	Audi	5
CR4251AM	Seat	6
CR4251AM	Skoda	2
CR4251AM	Volkswagen	10
CR4251AM	Volkswagen	15
CR4253XA	Volkswagen	40
CR4253XA	Volkswagen	42
CR4254CP	Opel	21
CR4255SI	General Motors	23
CR4256AM	Chrysler	21
CR4256AM	Jeep	3
CR4258AM	Honda	5
CR4258AM	Honda	6
CR4258AM	Rover	2
CR4262SI	General Motors	16
CR4262SI	Suzuki	7
CR4263SI	General Motors	8
CR4263SI	Toyota	21
CR4265CP	Ford	97
CR4266CP	Ford	100
CR4269AM	Isuzu	11
CR4269AM	Isuzu	17
CR4269CP	Isuzu	11
CR4269CP	Isuzu	17
CR4270AM	Fiat	7
CR4270AM	Fiat	8
CR4278CP	Nissan	42
CR4280CP	Subaru	4
CR4280CP	Subaru	6
CR4283CP	Nissan	27
CR4285CP	Ford	55
CR4285CP	Mazda	22
CR4287AM	Acura	4
CR4290CA	Mercedes-Benz	1
CR4292CP	Mercedes-Benz	4
CR4292CP	Mercedes-Benz	5
CR4292CP	Mercedes-Benz	8
CR4292CP	Mercedes-Benz	10
CR4293SV	Mercedes-Benz	28
CR4293SV	Mercedes-Benz	29
CR4296AM	Volkswagen	2
CR4299AM	Kia	10
CR4301AM	Citroen	23
CR4301AM	Renault	24
CR4304AM	Renault	26
CR4305AM	Renault	6
CR4308AM	Peugeot	17
CR4310AM	Renault	18
CR4327XA	Mercedes-Benz	11
CR4328CP	Mitsubishi	22
CR4333CP	Land Rover	4
CR4335XA	Mercedes-Benz	14
CR4340CP	Volkswagen	16
CR4344CP	Iveco	17
CR4345CA	Ford	21
CR4348CP	Audi	11
CR4348CP	Audi	15
CR4348CP	Seat	9
CR4348CP	Skoda	5
CR4348CP	Volkswagen	32
CR4349CP	Scion	1
CR4349CP	Toyota	5
CR4350AM	Renault	14
CR4350AM	Renault	15
CR4353XA	Citroen	12
CR4353XA	Peugeot	9

Set No.	Make	Line
CR4354CP	Caterpillar	1
CR4355CP	MWM	4
CR4355CP	Volkswagen	56
CR4357XA	Renault	11
CR4359CA	Mitsubishi	18
CR4361SI	Mercury Marine	2
CR4363SI	General Motors	17
CR4363SI	Opel	19
CR4364CP	Fiat	10
CR4364CP	Lancia	3
CR4365CA	Ford	14
CR4366SI	Mazda	8
CR4370CA	Ford	35
CR4372XA	Renault	27
CR4376CP	Fiat	30
CR4376CP	Lancia	19
CR4377CA	Fiat	9
CR4377CA	Lancia	4
CR4377CA	Opel	5
CR4377CA	Suzuki	4
CR4377CA	Vauxhall	6
CR4378SI	Chrysler	1
CR4378SI	Hyundai	1
CR4388CP	Opel	4
CR4390SI	Toyota	44
CR4396CP	Citroen	22
CR4396CP	Peugeot	25
CR4398CP	Honda	3
CR4400CP	Honda	15
CR4401AM	Land Rover	6
CR4401AM	Land Rover	7
CR4401AM	Rover	6
CR4401CP	Land Rover	6
CR4401CP	Land Rover	7
CR4401CP	Rover	6
CR4403AM	Austin	8
CR4403AM	MG	11
CR4403CP	Austin	8
CR4403CP	MG	11
CR4405CP	Land Rover	10
CR4405CP	Land Rover	11
CR4406AM	Chrysler	8
CR4406AM	Chrysler	10
CR4406AM	Volvo	4
CR4406AM	Volvo	6
CR4410AM	Citroen	19
CR4410AM	Peugeot	21
CR4410AM	Peugeot	27
CR4410AM	RVI	2
CR4411AM	Bedford	9
CR4411AM	Opel	8
CR4411AM	Opel	21
CR4411AM	Vauxhall	7
CR4417CP	Mazda	23
CR4418AM	Ford	81
CR4418AM	Ford	85
CR4418AM	Ford	97
CR4419AM	Ford	91
CR4421AM	Alfa Romeo	2
CR4423AM	General Motors	11
CR4423AM	General Motors	14
CR4423AM	General Motors	15
CR4423AM	General Motors	18
CR4423AM	General Motors	19
CR4423AM	General Motors	20
CR4423AM	General Motors	26
CR4423AM	Isuzu	14
CR4423AM	Mercury Marine	1
CR4424AM	Nissan	7
CR4424AM	Nissan	8
CR4425AM	Toyota	9
CR4426AM	American Motors	1
CR4426AM	Ford	7
CR4426AM	Renault	5
CR4426AM	Renault	7
CR4426AM	Renault	9
CR4426AM	Renault	14
CR4426AM	Renault	15
CR4426AM	Volvo	1

Set No.	Make	Line
CR4426AM	Volvo	2
CR4431AM	Nissan	6
CR4431AM	Nissan	15
CR4431AM	Nissan	16
CR4432AM	Chrysler	5
CR4432AM	Citroen	4
CR4432AM	Peugeot	3
CR4432AM	Talbot	2
CR4432AM	Talbot	4
CR4438AM	Talbot	5
CR4439AM	BMW	1
CR4440AM	Ford	8
CR4440AM	Ford	13
CR4440AM	Ford	34
CR4441AM	Austin	3
CR4441AM	MG	4
CR4441AM	MG	6
CR4441CP	Austin	3
CR4441CP	MG	4
CR4441CP	MG	6
CR4442AM	Nissan	3
CR4442AM	Nissan	4
CR4443AM	Nissan	17
CR4445AM	Subaru	5
CR4446AM	Toyota	1
CR4447AM	Toyota	7
CR4448AM	Renault	12
CR4451AM	Chrysler	10
CR4451AM	Volvo	6
CR4451AM	Volvo	7
CR4453AM	Lancia	11
CR4462AM	Honda	1
CR4462AM	Triumph	3
CR4463AM	Honda	8
CR4465AM	Saab	2
CR4465AM	Triumph	5
CR4466AM	Chrysler	14
CR4466AM	Chrysler	15
CR4466AM	Chrysler	19
CR4466AM	Ford	45
CR4466AM	Hyundai	11
CR4466AM	Mazda	24
CR4466AM	Mitsubishi	13
CR4466AM	Mitsubishi	14
CR4466AM	Mitsubishi	20
CR4467CP	Citroen	15
CR4467CP	Peugeot	19
CR4472AM	IHC	5
CR4473AM	Alfa Romeo	1
CR4476SI	Ford	32
CR4476SI	Ford	43
CR4476SI	Ford	58
CR4476SI	Mazda	21
CR4477AM	Chrysler	9
CR4481AM	Chrysler	6
CR4481AM	Chrysler	13
CR4481AM	Hyundai	2
CR4481AM	Hyundai	8
CR4481AM	Mitsubishi	4
CR4481AM	Mitsubishi	10
CR4482AM	General Motors	3
CR4483AM	Autobianchi	5
CR4483AM	Fiat	5
CR4485AM	Ford	24
CR4485AM	Mazda	11
CR4488AM	Fiat	16
CR4488AM	Fiat	19
CR4488AM	Lancia	11
CR4488AM	Lancia	14
CR4488AM	Seat	7
CR4489AM	Daewoo	3
CR4489AM	Suzuki	1
CR4490AM	Austin	6
CR4491AM	Austin	10
CR4492AM	Bedford	10
CR4492AM	Bedford	11
CR4492AM	Opel	17
CR4493AM	Citroen	1
CR4493AM	Citroen	3

Set No.	Make	Line
CR4493AM	Citroen	7
CR4493AM	Citroen	8
CR4493AM	Citroen	9
CR4493AM	Citroen	10
CR4493AM	Peugeot	1
CR4493AM	Peugeot	4
CR4493AM	Peugeot	6
CR4493AM	Peugeot	7
CR4493AM	Peugeot	14
CR4493AM	Renault	8
CR4493AM	Renault	10
CR4493AM	Talbot	1
CR4493AM	Talbot	3
CR4494SI	American Motors	5
CR4494SI	General Motors	24
CR4494SI	General Motors	25
CR4494SI	Jeep	6
CR4495AM	Ford	9
CR4495AM	Kia	2
CR4495AM	Mazda	1
CR4495AM	Mazda	2
CR4496AM	Ford	11
CR4497AM	Chrysler	4
CR4497AM	Hyundai	3
CR4497AM	Mitsubishi	5
CR4498AM	Ford	1
CR4498AM	Ford	5
CR4499AM	Ford	47
CR4499AM	Ford	52
CR4500CA	Nissan	25
CR4501CA	Alfa Romeo	7
CR4501CA	Chrysler	24
CR4503SX	Citroen	13
CR4503SX	Ford	12
CR4503SX	Mazda	5
CR4503SX	Peugeot	12
CR4503SX	Volvo	3
CR4504CP	Perkins	14
CR4507SI	Ford	42
CR4507SI	Mazda	20
CR4512SI	Acura	2
CR4512SI	Honda	14
CR4514SI	Scion	2
CR4514SI	Toyota	29
CR4515SI	Ford	30
CR4515SI	Mazda	18
CR4516SI	Citroen	2
CR4516SI	Citroen	6
CR4516SI	Citroen	9
CR4516SI	Citroen	11
CR4516SI	Peugeot	5
CR4517XA	Opel	15
CR4517XA	Renault	19
CR4522XA	Hyundai	6
CR4523XA	Toyota	30
CR4527XA	Audi	6
CR4527XA	Seat	5
CR4527XA	Skoda	3
CR4527XA	Volkswagen	14
CR4528CA	BMW	6
CR4529SI	General Motors	27
CR4529SI	Isuzu	19
CR4530XA	Daihatsu	5
CR4530XA	Toyota	4
CR4531SX	Alfa Romeo	5
CR4531SX	Alfa Romeo	6
CR4531SX	Fiat	24
CR4531SX	Fiat	27
CR4531SX	Fiat	28
CR4531SX	Lancia	12
CR4531SX	Lancia	13
CR4531SX	Opel	14
CR4531SX	Suzuki	8
CR4531SX	Suzuki	9
CR4533SI	Nissan	32
CR4535XA	Daihatsu	6
CR4535XA	Toyota	10
CR4536CA	Mercedes-Benz	3
CR4537CA	Mini	1

Set No.	Make	Line
CR4538CA	Mini	2
CR4571CP	Mitsubishi	19
CR4574SV	Opel	20
CR4574SV	Renault	28
CR4575SM	Hyundai	7
CR4590CA	Audi	25
CR4590CA	Seat	15
CR4590CA	Volkswagen	48
CR4590XA	Skoda	6
CR4590XA	Skoda	10
CR4590XA	Volkswagen	31
CR4590XA	Volkswagen	35
CR4592CP	Hyundai	19
CR4593CP	Hyundai	17
CR4608SI	Toyota	22
CR6604AM	Ford	113
CR6604AM	Ford	124
CR6604CP	Ford	89
CR6604CP	Ford	113
CR6604CP	Ford	123
CR6604CP	Ford	124
CR6605AM	Toyota	27
CR6605AM	Toyota	39
CR6606AM	Toyota	52
CR6607AM	Nissan	24
CR6609AM	BMW	8
CR6610AM	Volvo	12
CR6612AM	Volvo	12
CR6614SI	General Motors	35
CR6614SI	General Motors	42
CR6614SI	Jeep	9
CR6615AM	Chrysler	27
CR6615AM	Chrysler	38
CR6615AM	Chrysler	39
CR6616SI	General Motors	32
CR6617CP	Volkswagen	13
CR6617CP	Volkswagen	52
CR6617CP	Volvo	9
CR6617CP	Volvo	10
CR6618SI	General Motors	36
CR6619SI	Ford	82
CR6619SI	Ford	84
CR6621CP	Daf	2
CR6625SI	General Motors	51
CR6625SI	Isuzu	27
CR6625SI	Mercury Marine	6
CR6626AM	Austin	12
CR6626AM	MG	14
CR6627AM	Nissan	23
CR6629AM	Chrysler	23
CR6629AM	Chrysler	29
CR6629AM	Chrysler	30
CR6629AM	Hyundai	13
CR6629AM	Hyundai	14
CR6629AM	Hyundai	15
CR6629AM	Mitsubishi	21
CR6629AM	Mitsubishi	23
CR6629AM	Mitsubishi	25
CR6630CP	Ford	115
CR6630CP	Mercedes-Benz	31
CR6630CP	Mercedes-Benz	32
CR6631CP	Austin	11
CR6632CP	Iveco	26
CR6633CP	Fiat	51
CR6633CP	Fiat	52
CR6633CP	Iveco	30
CR6634AM	Lexus	1
CR6634AM	Toyota	28
CR6636SI	Chrysler	41
CR6639CP	MAN	2
CR6639CP	MAN	3
CR6639CP	Mercedes-Benz	37
CR6640AM	BMW	5
CR6640CP	BMW	5
CR6641AM	Toyota	41
CR6643AM	John Deere	3
CR6643AM	John Deere	15
CR6649AM	Holden	1
CR6649AM	Holden	2

Set No.	Make	Line
CR6651AM	Nissan	39
CR6654CP	Ford	128
CR6654CP	Ford	131
CR6655AM	Ford	54
CR6655AM	Mazda	19
CR6655AM	Mazda	26
CR6656CP	Mercedes-Benz	34
CR6658CP	Isuzu	29
CR6664SI	General Motors	37
CR6664SI	General Motors	43
CR6664SI	General Motors	44
CR6665AM	IHC	7
CR6666AM	IHC	8
CR6669AM	Lexus	2
CR6669AM	Toyota	37
CR6670AM	Mercedes-Benz	18
CR6670AM	Mercedes-Benz	20
CR6670AM	Mercedes-Benz	21
CR6671AM	Mercedes-Benz	19
CR6672AM	Chrysler	35
CR6673AM	Mercedes-Benz	24
CR6674CP	Jaguar	4
CR6675AM	Chrysler	32
CR6675AM	Chrysler	33
CR6676SI	Ford	71
CR6676SI	Infiniti	2
CR6676SI	Infiniti	3
CR6676SI	Nissan	37
CR6676SI	Nissan	38
CR6679AM	Ford	99
CR6679AM	Ford	127
CR6679AM	Ford	130
CR6679CP	Ford	126
CR6679CP	New Holland	2
CR6681AM	Perkins	19
CR6682AM	Perkins	24
CR6685AM	Acura	12
CR6685AM	Honda	25
CR6685AM	Isuzu	21
CR6686AM	Lexus	3
CR6686AM	Toyota	45
CR6686AM	Toyota	46
CR6687CP	Volvo	14
CR6688CP	Volvo	15
CR6693CP	Fiat	44
CR6693CP	Fiat	45
CR6693CP	Iveco	19
CR6696AM	Nissan	35
CR6696AM	Nissan	36
CR6697SI	Nissan	31
CR6697SI	Nissan	33
CR6698CP	Nissan	41
CR6699SI	Chrysler	50
CR6699SI	Cummins	2
CR6700AM	Volvo	11
CR6712SI	Ford	83
CR6716AM	Toyota	56
CR6719AM	Toyota	50
CR6721CP	Fiat	51
CR6721CP	Fiat	52
CR6721CP	Iveco	30
CR6721CP	Iveco	31
CR6726CP	Iveco	24
CR6730CP	Daf	3
CR6735AM	Hyundai	18
CR6735AM	Kia	11
CR6735AM	Mitsubishi	27
CR6738AM	Acura	10
CR6738AM	Acura	11
CR6738AM	Honda	24
CR6747AM	Opel	25
CR6749CP	BMW	7
CR6750SI	General Motors	31
CR6750SI	Opel	24
CR6751SI	Ford	59
CR6751SI	Mazda	27
CR6752CP	Infiniti	4
CR6752CP	Nissan	21
CR6754CP	Toyota	36

Set No.	Make	Line
CR6757AM	Ford	129
CR6758CP	Ford	129
CR6759AM	Acura	13
CR6761CP	Daf	4
CR6764AM	Audi	40
CR6764AM	Ford	65
CR6764AM	Mercedes-Benz	22
CR6764AM	Volkswagen	55
CR6775CP	Infiniti	5
CR6775CP	Nissan	40
CR6777SV	Mercedes-Benz	33
CR6778SI	Audi	39
CR6780SI	Chrysler	26
CR6782SI	Cummins	4
CR6809CP	Alfa Romeo	10
CR6809CP	Fiat	35
CR6809CP	Lancia	23
CR6810SI	Chrysler	31
CR6810SI	Chrysler	34
CR6816SI	Suzuki	10
CR6820CP	Perkins	2
CR6820CP	Perkins	4
CR6822SI	Chrysler	40
CR6822SI	Jeep	10
CR6822SI	Mitsubishi	29
CR6826SI	General Motors	28
CR6826SI	Holden	3
CR6837SX	Acura	14
CR6837SX	Honda	26
CR6838SV	Jaguar	2
CR6838SV	Land Rover	12
CR6838SV	Peugeot	34
CR6840CP	Nissan	43
CR6857SM	Chrysler	36
CR6858SV	Mercedes-Benz	39
CR6860SI	General Motors	48
CR6860SI	Isuzu	26
CR6860SI	Saab	5
CR6864CP	Scania	1
CR6866SV	Mercedes-Benz	40
CR8003SI	General Motors	46
CR8006AM	Land Rover	15
CR8006AM	MG	15
CR8006AM	Rover	7
CR8030SI	Chrysler	44
CR8030SI	Jeep	14
CR8032CP	Chrysler	48
CR8032CP	Jeep	17
CR8036CP	MAN	4
CR8036CP	Mercedes-Benz	43
CR8036SV	MAN	4
CR8036SV	Mercedes-Benz	42
CS 101BB	Jeep	2
CS 228BB	Chrysler	18
CS 231BB	Ford	82
CS 231BB	Ford	83
CS 231BB	Ford	84
CS 232BB	Ford	93
CS 302AM	Ford	1
CS 305BB	Nissan	17
CS 305BB	Nissan	18
CS 309BB	Nissan	7
CS 309BB	Nissan	8
CS 311BB	Saab	1
CS 313BB	Talbot	5
CS 314BB	Mazda	4
CS 314BB	Mazda	6
CS 314BB	Mazda	11
CS 325BB	American Motors	5
CS 325BB	General Motors	25
CS 325BB	Jeep	6
CS 325BB	Mercury Marine	2
CS 328BB	Ford	32
CS 328BB	Ford	43
CS 329BB	General Motors	10
CS 329BB	Isuzu	1
CS 330BB	Ford	24
CS 332BB	Ford	3
CS 332BB	Ford	4

Set No.	Make	Line
CS 401BB	Chrysler	27
CS 401BB	Chrysler	28
CS 401BB	Chrysler	39
CS 402BB	General Motors	33
CS 402BB	General Motors	40
CS 402BB	General Motors	56
CS 402BB	Mercury Marine	3
CS 402BB	Mercury Marine	5
CS 402BB	Mercury Marine	8
CS 405BB	General Motors	33
CS 405BB	General Motors	56
CS 405BB	Mercury Marine	5
CS 405BB	Mercury Marine	8
CS 410BB	Ford	25
CS 410BB	Ford	38
CS 410BB	Ford	64
CS 413BB	Toyota	27
CS 414BB	General Motors	36
CS 414BB	General Motors	51
CS 414BB	Isuzu	27
CS 414BB	Mercury Marine	4
CS 414BB	Mercury Marine	6
CS 415BB	General Motors	32
CS 415BB	General Motors	42
CS 416BB	Chrysler	37
CS 416BB	Chrysler	38
CS 416BB	Chrysler	39
CS 417BB	Ford	32
CS 417BB	Ford	43
CS 417BBX	Ford	32
CS 417BBX	Ford	43
CS 418BB	Ford	48
CS 418BB	Ford	49
CS 418BB	Ford	73
CS 418BB	Ford	74
CS 418BB	Ford	75
CS 418BB	Ford	76
CS 418BB	Ford	95
CS 418BB	Ford	96
CS 420BB	General Motors	32
CS 420BB	General Motors	42
CS 421BB	General Motors	32
CS 421BB	General Motors	37
CS 421BB	General Motors	43
CS 421BB	General Motors	44
CS 422BB	American Motors	4
CS 422BB	American Motors	6
CS 422BB	Chrysler	22
CS 422BB	Jeep	4
CS 422BB	Jeep	5
CS 422BB	Jeep	12
CS 422BB	Jeep	13
CS 423BB	Ford	41
CS 423BB	Ford	44
CS 423BB	Ford	57
CS 424BB	Ford	63
CS 424BB	Ford	67
CS 424BB	Ford	68
CS 425BB	Ford	70
CS 425BB	Mazda	28
CS 426BB	Ford	82
CS 427BB	Ford	86
CS 427BB	Ford	90
CS 428BB	General Motors	29
CS 428BB	General Motors	30
CS 428BB	Isuzu	20
CS 428BB	Jeep	7
CS 428BB	Jeep	8
CS 429BB	General Motors	29
CS 429BB	General Motors	30
CS 429BB	Isuzu	20
CS 429BB	Jeep	7
CS 429BB	Jeep	8
CS 432BB	Ford	82
CS 432BB	Ford	83
CS 432BB	Ford	84
CS 435BB	General Motors	51
CS 435BB	Mercury Marine	6
CS 502BB	Nissan	3

Set No.	Make	Line
CS 502BB	Nissan	4
CS 507BB	General Motors	50
CS 507BB	General Motors	53
CS 507BB	General Motors	66
CS 507BB	Isuzu	30
CS 507BB	Mercury Marine	7
CS 507BB	Mercury Marine	10
CS 507BB	Mercury Marine	11
CS 507HP	General Motors	50
CS 507HP	Mercury Marine	7
CS 507HP	Mercury Marine	10
CS 507HP	Mercury Marine	11
CS 508BB	General Motors	62
CS 508BB	Jeep	18
CS 509BB	General Motors	49
CS 509BB	General Motors	61
CS 510BB	General Motors	49
CS 510BB	General Motors	52
CS 511BB	General Motors	34
CS 511BB	General Motors	54
CS 511BB	General Motors	60
CS 512BB	Chrysler	42
CS 512BB	Chrysler	43
CS 512BB	Chrysler	45
CS 512BB	Chrysler	47
CS 512BB	Chrysler	52
CS 512BB	Chrysler	53
CS 512BB	Chrysler	54
CS 514BB	Ford	79
CS 514BB	Ford	80
CS 514BB	Ford	107
CS 514BB	Ford	118
CS 514BB	Ford	120
CS 514BB	Ford	122
CS 514BB	Mercury Marine	9
CS 514BB	Mercury Marine	12
CS 514HP	Ford	79
CS 514HP	Ford	122
CS 514HP	Mercury Marine	9
CS 514HP	Mercury Marine	12
CS 515BB	Ford	110
CS 515BB	Ford	114
CS 515BB	Ford	121
CS 516BB	Ford	116
CS 516BB	Ford	117
CS 516BB	Ford	119
CS 517BB	Ford	125
CS 517BB	Ford	135
CS 517HPT	Ford	125
CS 520AM	Holden	4
CS 524BB	General Motors	64
CS 524BB	General Motors	68
CS 524BB	Mercury Marine	13
CS 524BB	Mercury Marine	15
CS 524HP	Mercury Marine	13
CS 524HP	Mercury Marine	15
CS 526BB	American Motors	7
CS 526BB	American Motors	8
CS 526BB	Jeep	15
CS 526BB	Jeep	20
CS 527BB	Chrysler	45
CS 527BB	Chrysler	46
CS 527BB	Chrysler	52
CS 527BB	Chrysler	53
CS 527BB	Jeep	16
CS 527BB	Jeep	19
CS 528BB	General Motors	11
CS 528BB	General Motors	14
CS 528BB	General Motors	15
CS 528BB	General Motors	19
CS 528BB	General Motors	20
CS 528BB	Isuzu	14
CS 532BB	Ford	133
CS 532BB	Ford	136
CS 532BB	IHC	10
CS 532BB	Mercury Marine	14
CS 533BB	Chrysler	49
CS 533BB	Chrysler	55
CS 533BB	Chrysler	56

Set No.	Make	Line
CS 533BB	Chrysler	59
CS 533BB	Chrysler	60
CS 534HP	General Motors	53
CS 534HP	Mercury Marine	7
CS 534HP	Mercury Marine	11
CS 535BB	General Motors	47
CS 538BB	General Motors	34
CS 538BB	General Motors	55
CS 538BB	General Motors	60
CS 539BB	Ford	87
CS 539BB	Ford	88
CS 542BB	General Motors	63
CS 543AM	Volkswagen	46
CS 604BB	Ford	102
CS 604BB	Ford	103
CS 604BB	Ford	104
CS 604BB	Ford	106
CS 605BB	Ford	101
CS 606BB	Ford	101
CS1101BB	General Motors	51
CS1101BB	Isuzu	27
CS1101BB	Mercury Marine	6
CS2101BB	Chrysler	40
CS2101BB	Jeep	10
CS2101BB	Mitsubishi	29
CS2102BB	General Motors	17
CS3301BB	Toyota	25
CS3301BB	Toyota	26
CS3303BB	General Motors	26
CS3305BB	Chrysler	13
CS3305BB	Chrysler	16
CS3305BB	Chrysler	20
CS3305BB	Hyundai	8
CS3305BB	Mitsubishi	4
CS3305BB	Mitsubishi	17
CS3306AM	Seat	4
CS4401BB	General Motors	43
CS4402BB	Ford	90
CS4403BB	Ford	94
CS4404BB	General Motors	64
CS4404BB	Mercury Marine	13
CS4409BB	Ford	94
CS4410BB	Ford	86
CS4410BB	Ford	90
CS5503BB	General Motors	57
CS5503BB	Isuzu	28
CS5507BB	Chrysler	44
CS5512BB	Chrysler	48
CS5512BB	Jeep	17
CS6601BB	Chrysler	61
CS6602BB	Toyota	33
MB 102SI	John Deere	6
MB 102SI	John Deere	8
MB 102SI	John Deere	10
MB 102SI	John Deere	16
MB 102SI	John Deere	18
MB 102SI	John Deere	19
MB 103SI	John Deere	6
MB 103SI	John Deere	8
MB 103SI	John Deere	10
MB 103SI	John Deere	16
MB 103SI	John Deere	18
MB 103SI	John Deere	19
MB 121CP	Deutz	2
MB 147CP	Fiat	23
MB 147CP	Iveco	16
MB 148AM	John Deere	14
MB 149AM	John Deere	5
MB 149AM	John Deere	11
MB 152AM	IHC	5
MB 153AM	IHC	5
MB 159AM	John Deere	14
MB 160AM	MWM	2
MB 160AM	Renault	31
MB 172CP	Fiat	15
MB 172CP	Fiat	32
MB 172CP	Fiat	42
MB 172CP	Fiat	43
MB 172CP	Iveco	2

Set No.	Make	Line
MB 172CP	Iveco	5
MB 172CP	Iveco	9
MB 172CP	Iveco	14
MB 172CP	Iveco	15
MB 178CP	Fiat	53
MB 178CP	Iveco	29
MB 178CP	Iveco	32
MB 178CP	Iveco	33
MB 178CP	Iveco	34
MB 192CP	Iveco	10
MB 305AM	Austin	2
MB 310AM	Fiat	1
MB 311AM	Austin	1
MB 313AM	Austin	3
MB 313AM	MG	4
MB 313AM	MG	5
MB 313CP	MG	4
MB 313CP	MG	5
MB 319AM	Jeep	2
MB 321AM	Austin	1
MB 321AM	Austin	2
MB 321AM	Austin	4
MB 321AM	MG	1
MB 328AM	Austin	3
MB 328AM	Austin	4
MB 328AM	MG	1
MB 328AM	MG	3
MB 328AM	MG	4
MB 328AM	MG	6
MB 328CP	Austin	3
MB 328CP	Austin	4
MB 328CP	MG	1
MB 328CP	MG	3
MB 328CP	MG	4
MB 328CP	MG	6
MB 329AM	Massey Ferguson	1
MB 329AM	Triumph	6
MB 333AM	Saab	1
MB 335AM	Opel	2
MB 335AM	Vauxhall	2
MB 335AM	Vauxhall	4
MB 339AM	Triumph	1
MB 339AM	Triumph	2
MB 341AM	MG	8
MB 341AM	Triumph	2
MB 341AM	Triumph	4
MB 344AM	Land Rover	6
MB 344AM	Rover	6
MB 344CP	Land Rover	6
MB 344CP	Rover	6
MB 347AM	Austin	6
MB 347AM	MG	10
MB 347AM	Nissan	8
MB 348AM	Toyota	9
MB 354AM	Bedford	6
MB 354AM	Perkins	5
MB 359AM	Nissan	18
MB 359AM	Nissan	19
MB 360AM	John Deere	1
MB 360AM	John Deere	4
MB 361AM	David Brown	4
MB 362AM	David Brown	2
MB 362AM	David Brown	3
MB 364AM	Renault	1
MB 365AM	Skoda	1
MB 368SI	John Deere	6
MB 379CP	John Deere	6
MB 407AM	Chrysler	27
MB 407AM	Chrysler	28
MB 407AM	Chrysler	37
MB 407AM	Chrysler	39
MB 409AM	Ford	48
MB 409AM	Ford	49
MB 409AM	Ford	73
MB 414AM	Jeep	11
MB 416AM	Daihatsu	2
MB 419AM	Ford	61
MB 419AM	Ford	62
MB 420AM	Ford	51

Set No.	Make	Line
MB 420AM	Reliant	2
MB 427AM	General Motors	30
MB 427AM	Jeep	8
MB 431SI	Ford	25
MB 431SI	Ford	38
MB 431SI	Ford	60
MB 431SI	Ford	63
MB 431SI	Ford	68
MB 432AM	Triumph	7
MB 434AM	Toyota	52
MB 435SI	Ford	64
MB 435SI	Ford	66
MB 435SI	Reliant	1
MB 438AM	Chrysler	27
MB 438AM	Chrysler	38
MB 438AM	Chrysler	39
MB 440AM	Ford	56
MB 440AM	Perkins	7
MB 443AM	General Motors	32
MB 443AM	General Motors	42
MB 443AM	Jeep	9
MB 445SI	General Motors	36
MB 445SI	General Motors	51
MB 445SI	Isuzu	27
MB 445SI	Mercury Marine	4
MB 445SI	Mercury Marine	6
MB 451AM	Bedford	13
MB 453AM	Ford	71
MB 453AM	Infiniti	2
MB 453AM	Nissan	22
MB 454AM	General Motors	1
MB 454AM	Suzuki	3
MB 458AM	Chrysler	30
MB 458AM	Hyundai	15
MB 458AM	Mitsubishi	24
MB 458AM	Mitsubishi	25
MB 459SI	Ford	70
MB 459SI	Mazda	28
MB 460CP	Austin	11
MB 461AM	Subaru	1
MB 461AM	Subaru	3
MB 462AM	David Brown	1
MB 463SI	Chrysler	41
MB 466AM	John Deere	2
MB 473AM	Nissan	39
MB 474AM	Mazda	26
MB 480SI	General Motors	37
MB 481AM	John Deere	13
MB 490AM	Daihatsu	1
MB 490AM	Kia	1
MB 495AM	Infiniti	3
MB 495AM	Nissan	37
MB 496AM	Ford	54
MB 496AM	Mazda	13
MB 496AM	Mazda	19
MB 501AM	Ford	72
MB 501AM	Ford	78
MB 504AM	Perkins	11
MB 505AM	Ford	7
MB 505AM	Renault	2
MB 505AM	Renault	3
MB 505AM	Renault	5
MB 505AM	Renault	9
MB 505AM	Volvo	1
MB 506AM	Toyota	25
MB 506AM	Toyota	26
MB 508AM	Volkswagen	47
MB 509SI	General Motors	66
MB 510SI	Chrysler	54
MB 511AM	Alfa Romeo	2
MB 512AM	Ford	3
MB 512AM	Ford	4
MB 512CP	Ford	3
MB 516AM	Bedford	12
MB 517SI	Chrysler	52
MB 517SI	Chrysler	53
MB 517SI	Jeep	19
MB 519AM	Perkins	12
MB 519AM	Perkins	13

Set No.	Make	Line
MB 519AM	Perkins	14
MB 519AM	Perkins	18
MB 519AM	Volvo	13
MB 520AM	Austin	8
MB 520AM	MG	11
MB 521AM	Chrysler	2
MB 521AM	Chrysler	3
MB 521AM	Chrysler	4
MB 521AM	Hyundai	3
MB 521AM	Mitsubishi	5
MB 521AM	Mitsubishi	8
MB 522AM	Citroen	17
MB 522AM	Fiat	22
MB 522AM	Peugeot	20
MB 523AM	Chrysler	8
MB 523AM	Chrysler	10
MB 523AM	Volvo	4
MB 523AM	Volvo	6
MB 523AM	Volvo	7
MB 524AM	Chrysler	6
MB 524AM	Chrysler	13
MB 524AM	Hyundai	2
MB 524AM	Hyundai	8
MB 524AM	Mitsubishi	4
MB 526AM	Bedford	9
MB 526AM	Fiat	11
MB 526AM	Opel	8
MB 526AM	Opel	21
MB 526AM	Vauxhall	7
MB 529SI	Ford	79
MB 529SI	Ford	80
MB 529SI	Ford	107
MB 529SI	Mercury Marine	9
MB 530AM	Ford	81
MB 530AM	Ford	85
MB 530AM	Ford	97
MB 530AM	Ford	98
MB 530AM	Ford	100
MB 531AM	Peugeot	6
MB 531AM	Peugeot	11
MB 533AM	Renault	12
MB 534AM	Nissan	6
MB 535AM	Toyota	3
MB 536AM	Mercedes-Benz	7
MB 536AM	Mercedes-Benz	13
MB 537AM	Chrysler	5
MB 537AM	Citroen	4
MB 537AM	Peugeot	3
MB 537AM	Talbot	2
MB 537AM	Talbot	4
MB 538CP	Mercedes-Benz	27
MB 538CP	Toyota	51
MB 540AM	Bedford	3
MB 540AM	General Motors	10
MB 540AM	Isuzu	1
MB 541AM	Citroen	19
MB 541AM	Peugeot	21
MB 541AM	Peugeot	27
MB 541AM	RVI	2
MB 541AM	Talbot	8
MB 542AM	Citroen	17
MB 542AM	Peugeot	16
MB 543AM	Talbot	5
MB 544AM	BMW	1
MB 545AM	Ford	8
MB 545AM	Ford	13
MB 545AM	Ford	34
MB 547AM	Toyota	15
MB 548AM	Ford	89
MB 548AM	Ford	91
MB 549AM	Nissan	17
MB 550AM	Land Rover	7
MB 550AM	Land Rover	10
MB 550CP	Land Rover	7
MB 550CP	Land Rover	10
MB 551AM	Toyota	1
MB 552AM	Toyota	7
MB 552AM	Toyota	20
MB 553AM	Nissan	4

Set No.	Make	Line
MB 554AM	General Motors	53
MB 554AM	Mercury Marine	7
MB 555AM	Chrysler	49
MB 555AM	Chrysler	55
MB 556SI	General Motors	64
MB 556SI	Mercury Marine	13
MB 557SI	General Motors	50
MB 557SI	Isuzu	30
MB 557SI	Mercury Marine	10
MB 557SI	Mercury Marine	11
MB 558SI	Chrysler	42
MB 558SI	Chrysler	43
MB 558SI	Chrysler	45
MB 559AM	Ford	110
MB 559AM	Ford	114
MB 559AM	Ford	121
MB 559AM	Ford	134
MB 562AM	Fiat	16
MB 562AM	Fiat	19
MB 562AM	Fiat	21
MB 562AM	Fiat	26
MB 562AM	Fiat	28
MB 562AM	Lancia	1
MB 562AM	Lancia	5
MB 562AM	Lancia	11
MB 562AM	Lancia	14
MB 562AM	Seat	7
MB 563SI	Chrysler	47
MB 572AM	Ford	24
MB 572AM	Mazda	4
MB 572AM	Mazda	6
MB 572AM	Mazda	11
MB 572AM	Mazda	14
MB 575AM	Saab	2
MB 575AM	Triumph	5
MB 577AM	Chrysler	14
MB 577AM	Chrysler	19
MB 577AM	Ford	45
MB 577AM	Hyundai	11
MB 577AM	Mitsubishi	13
MB 580AM	Toyota	25
MB 582AM	Ford	32
MB 583AM	Ford	87
MB 583AM	Ford	88
MB 584AM	Chrysler	9
MB 585CP	Bolinder Munktel	3
MB 587AM	Nissan	15
MB 588AM	American Motors	1
MB 588AM	Renault	3
MB 588AM	Renault	4
MB 588AM	Renault	5
MB 588AM	Renault	7
MB 588AM	Volvo	1
MB 588AM	Volvo	2
MB 589AM	General Motors	41
MB 589AM	Land Rover	15
MB 589AM	MG	15
MB 589AM	Rover	7
MB 590AM	Peugeot	6
MB 590AM	Peugeot	11
MB 592AM	General Motors	3
MB 593AM	Autobianchi	5
MB 593AM	Fiat	5
MB 601AM	Audi	33
MB 601AM	Audi	35
MB 601AM	Audi	37
MB 605AM	Audi	32
MB 605AM	Audi	34
MB 605AM	Audi	36
MB 605AM	Audi	38
MB 605AM	Nissan	20
MB 605AM	Volkswagen	45
MB 605AM	Volkswagen	49
MB 605AM	Volkswagen	50
MB 605AM	Volkswagen	53
MB 606AM	Mercedes-Benz	16
MB 606AM	Mercedes-Benz	17
MB 607SI	Fiat	29
MB 607SI	Fiat	33

Set No.	Make	Line
MB 607SI	Lancia	21
MB 608AM	Mercedes-Benz	25
MB 609AM	Mercedes-Benz	25
MB 612AM	Renault	29
MB 612AM	Volvo	5
MB 613CP	MAN	6
MB 613CP	Mercedes-Benz	45
MB 613CP	Mercedes-Benz	46
MB 621SI	Ford	132
MB 622AM	Volkswagen	51
MB 624XA	Chrysler	25
MB 624XA	Mercedes-Benz	23
MB 625AM	Acura	9
MB 626AM	Land Rover	9
MB 629SI	Chrysler	61
MB 632CP	Volkswagen	54
MB 634CA	Alfa Romeo	11
MB 634CA	Lancia	20
MB 703AM	Bedford	14
MB 703AM	Bedford	15
MB 704AM	Ford	109
MB 705AM	Perkins	16
MB 708CP	Daf	2
MB 726CP	Deutz	10
MB 727AM	Perkins	20
MB 727AM	Perkins	21
MB 727AM	Perkins	23
MB 728CP	Ford	115
MB 728CP	Mercedes-Benz	31
MB 730CP	Mercedes-Benz	35
MB 734CP	Volvo	16
MB 734CP	Volvo	17
MB 736CP	Mercedes-Benz	38
MB 737AM	Ford	113
MB 737AM	Ford	123
MB 737AM	Ford	124
MB 737CP	Ford	113
MB 737CP	Ford	124
MB 738AM	Ford	127
MB 738AM	Ford	128
MB 738AM	Ford	129
MB 738AM	Ford	131
MB 752SI	General Motors	33
MB 752SI	General Motors	40
MB 752SI	General Motors	56
MB 752SI	Mercury Marine	3
MB 752SI	Mercury Marine	5
MB 752SI	Mercury Marine	8
MB 757AM	Opel	22
MB 757AM	Opel	25
MB 757AM	Vauxhall	11
MB 762AM	Ford	73
MB 762AM	Ford	76
MB 763SI	American Motors	6
MB 763SI	Jeep	12
MB 764AM	Toyota	57
MB 767AM	Toyota	27
MB 767AM	Toyota	39
MB 768AM	Nissan	23
MB 768AM	Nissan	24
MB 770AM	BMW	8
MB 771CP	Jaguar	5
MB 773AM	Volvo	12
MB 774CP	Continental	3
MB 776AM	Volkswagen	13
MB 776AM	Volvo	9
MB 776AM	Volvo	10
MB 780AM	IHC	6
MB 782AM	Ford	74
MB 785AM	Ford	73
MB 785AM	Ford	75
MB 787AM	Toyota	39
MB 788CP	Jaguar	3
MB 789AM	Austin	12
MB 789AM	MG	14
MB 790CP	Iveco	26
MB 791CP	Fiat	51
MB 791CP	Fiat	52
MB 791CP	Iveco	30

Set No.	Make	Line
MB 791CP	Iveco	31
MB 792CP	Jaguar	6
MB 792CP	Mercedes-Benz	30
MB 797CP	MAN	2
MB 797CP	MAN	5
MB 797CP	Mercedes-Benz	37
MB 797CP	Mercedes-Benz	41
MB 798CP	BMW	5
MB 799AM	John Deere	3
MB 799AM	John Deere	12
MB1009AM	MWM	2
MB1009AM	Renault	31
MB1040CP	MWM	1
MB1048SI	Daf	1
MB1048SI	Iveco	11
MB1049SI	Daf	1
MB1049SI	Iveco	11
MB1137CP	MWM	5
MB1144AM	John Deere	17
MB1145AM	John Deere	17
MB1190XA	Mercedes-Benz	11
MB1190XA	Mercedes-Benz	12
MB1192SI	John Deere	10
MB1193SI	John Deere	10
MB1215SI	John Deere	20
MB1216SI	John Deere	20
MB1216SI	John Deere	21
MB1223CP	John Deere	20
MB1223CP	John Deere	21
MB1231CP	Iveco	25
MB1232CP	Iveco	20
MB1233CP	Iveco	27
MB1246CP	MWM	4
MB1246CP	Volkswagen	56
MB1255CP	Volvo	20
MB1256CP	Volvo	20
MB1257CP	Volvo	20
MB1259AM	Deutz	4
MB1260AM	Deutz	4
MB1261SI	Deutz	7
MB1261SI	Deutz	8
MB1261SI	Deutz	11
MB1261SI	Volvo	19
MB1270CP	Scania	1
MB1272CA	Mercedes-Benz	29
MB3305AM	Nissan	7
MB3305AM	Nissan	11
MB3306AM	Autobianchi	2
MB3306AM	Fiat	3
MB3306AM	Seat	1
MB3306AM	Seat	2
MB3319AM	Alfa Romeo	1
MB3320AM	Ford	1
MB3324AM	Subaru	5
MB3331SI	Subaru	2
MB3332AM	Massey Ferguson	2
MB3332AM	Talbot	7
MB3332AM	Triumph	8
MB3334AM	Ford	2
MB3339AM	Continental	1
MB3340AM	Continental	2
MB3341AM	Ford	29
MB3342AM	Ford	40
MB3349CP	Lancia	2
MB3353CP	Mercedes-Benz	2
MB4007AM	Acura	10
MB4010AM	Acura	12
MB4010AM	Honda	25
MB4010AM	Isuzu	21
MB4011AM	Lexus	3
MB4011AM	Toyota	45
MB4011AM	Toyota	46
MB4012AM	Lexus	1
MB4012AM	Lexus	2
MB4012AM	Toyota	28
MB4012AM	Toyota	37
MB4012AM	Toyota	41
MB4014SI	John Deere	16
MB4015AM	Ford	69

Set No.	Make	Line
MB4016AM	Chrysler	29
MB4016AM	Hyundai	13
MB4016AM	Hyundai	14
MB4016AM	Mitsubishi	23
MB4017SI	General Motors	43
MB4018SI	General Motors	44
MB4019CP	Fiat	37
MB4019CP	Fiat	38
MB4023SI	Ford	67
MB4023SI	Ford	93
MB4023SI	Ford	94
MB4023SI	Mazda	29
MB4032CP	Mercedes-Benz	18
MB4033CP	Bolinder Munktell	2
MB4034SI	Ford	82
MB4034SI	Ford	83
MB4037AM	Toyota	53
MB4038CP	Mercedes-Benz	36
MB4040SI	Chrysler	33
MB4043AM	Daewoo	1
MB4043AM	Suzuki	2
MB4049SI	General Motors	31
MB4049SI	Opel	23
MB4049SI	Opel	24
MB4049SI	Vauxhall	12
MB4050AM	Hyundai	18
MB4050AM	Kia	11
MB4050AM	Mitsubishi	27
MB4052SI	Ford	84
MB4055CP	Deutz	1
MB4056SI	Ford	59
MB4056SI	Mazda	27
MB4057AM	Acura	11
MB4057AM	Honda	24
MB4058CP	Infiniti	4
MB4058CP	Infiniti	5
MB4058CP	Nissan	21
MB4058CP	Nissan	40
MB4060SI	Chrysler	32
MB4062AM	Acura	13
MB4073SI	Audi	39
MB4074SI	Chrysler	26
MB4080SI	General Motors	29
MB4080SI	General Motors	38
MB4080SI	Isuzu	20
MB4080SI	Jeep	7
MB4085CP	Perkins	3
MB4087AM	IHC	3
MB4087AM	IHC	4
MB4089AM	Smart	1
MB4100AM	Daihatsu	3
MB4101SI	Alfa Romeo	10
MB4101SI	Fiat	35
MB4101SI	Lancia	23
MB4102SI	Chrysler	40
MB4102SI	Jeep	10
MB4102SI	Mitsubishi	29
MB4103SI	Chrysler	31
MB4103SI	Chrysler	34
MB4106SI	Hyundai	5
MB4108AM	Opel	1
MB4108AM	Vauxhall	1
MB4271AM	Daewoo	2
MB4272SI	General Motors	28
MB4272SI	Holden	3
MB4273SI	Mitsubishi	3
MB4273SI	Mitsubishi	6
MB4274SI	Mitsubishi	2
MB4276SV	Jaguar	2
MB4276SV	Land Rover	12
MB4276SV	Peugeot	34
MB4507SI	Suzuki	10
MB4508SI	Acura	14
MB4508SI	Honda	26
MB4510CP	Nissan	43
MB4514CP	Mercedes-Benz	39
MB4515AM	Volkswagen	4
MB4518SI	Chrysler	36
MB4520AM	Perkins	1

Set No.	Make	Line
MB5000AM	Perkins	11
MB5004CP	Iveco	4
MB5006SI	Cummins	1
MB5007SI	General Motors	13
MB5008SI	Ford	15
MB5008SI	Ford	31
MB5008SI	Mazda	15
MB5009AM	Ford	6
MB5009AM	Ford	14
MB5011AM	Land Rover	1
MB5012AM	Land Rover	2
MB5012AM	Rover	1
MB5012AM	Rover	4
MB5014CP	Iveco	7
MB5016CP	Iveco	28
MB5016CP	Iveco	35
MB5021AM	Nissan	16
MB5022AM	Hyundai	4
MB5027AM	Volkswagen	6
MB5027AM	Volkswagen	7
MB5028AM	Volkswagen	3
MB5028AM	Volkswagen	10
MB5029CP	Nissan	26
MB5029CP	Nissan	30
MB5029CP	Nissan	34
MB5031AM	Land Rover	16
MB5036AM	Fiat	14
MB5036AM	Fiat	20
MB5037AM	Alfa Romeo	8
MB5037AM	Alfa Romeo	9
MB5037AM	Fiat	13
MB5037AM	Fiat	18
MB5037AM	Fiat	25
MB5037AM	Fiat	27
MB5037AM	Lancia	10
MB5037AM	Lancia	15
MB5037AM	Lancia	16
MB5037AM	Lancia	18
MB5041AM	Lancia	1
MB5041AM	Lancia	9
MB5041AM	Lancia	17
MB5051CP	Bolinder Munktell	1
MB5052AM	Chrysler	11
MB5052AM	Mitsubishi	16
MB5060AM	Toyota	42
MB5060AM	Toyota	43
MB5060AM	Toyota	47
MB5060AM	Toyota	48
MB5062AM	Peugeot	29
MB5063AM	Peugeot	28
MB5063AM	Peugeot	30
MB5064CP	MAN	4
MB5064CP	Mercedes-Benz	42
MB5064CP	Mercedes-Benz	43
MB5065AM	Chrysler	12
MB5065AM	Mitsubishi	16
MB5069AM	New Holland	1
MB5070AM	Audi	1
MB5070AM	Audi	2
MB5070AM	Audi	3
MB5070AM	Audi	4
MB5070AM	Audi	7
MB5070AM	Audi	9
MB5070AM	Audi	10
MB5070AM	Audi	16
MB5070AM	Audi	17
MB5070AM	Audi	18
MB5070AM	Audi	24
MB5070AM	Chrysler	7
MB5070AM	Nissan	13
MB5070AM	Seat	14
MB5070AM	Seat	17
MB5070AM	Volkswagen	1
MB5070AM	Volkswagen	8
MB5070AM	Volkswagen	9
MB5070AM	Volkswagen	11
MB5070AM	Volkswagen	12
MB5070AM	Volkswagen	17
MB5070AM	Volkswagen	18

Set No.	Make	Line
MB5070AM	Volkswagen	23
MB5070AM	Volkswagen	24
MB5070AM	Volkswagen	26
MB5070AM	Volkswagen	30
MB5074CP	Hyundai	16
MB5074CP	Hyundai	17
MB5074CP	Hyundai	19
MB5074CP	Mitsubishi	26
MB5074CP	Mitsubishi	28
MB5074CP	Mitsubishi	30
MB5075CP	Fiat	23
MB5075CP	Iveco	16
MB5076CP	Iveco	10
MB5077AM	Toyota	1
MB5077AM	Toyota	19
MB5078SI	Isuzu	4
MB5078SI	Isuzu	5
MB5078SI	Isuzu	9
MB5078SI	Opel	6
MB5078SI	Opel	7
MB5078SI	Opel	12
MB5082AM	BMW	3
MB5082AM	BMW	4
MB5084AM	Opel	16
MB5085AM	Toyota	24
MB5088SI	General Motors	20
MB5088SI	Isuzu	14
MB5089AM	Toyota	31
MB5089AM	Toyota	38
MB5095AM	Toyota	2
MB5116HP	Chrysler	60
MB5117AM	Mercedes-Benz	4
MB5117AM	Mercedes-Benz	5
MB5117AM	Mercedes-Benz	8
MB5117AM	Mercedes-Benz	9
MB5117AM	Mercedes-Benz	14
MB5122CP	Alfa Romeo	12
MB5122CP	Fiat	34
MB5122CP	Iveco	3
MB5122CP	Iveco	4
MB5122CP	Lancia	22
MB5122CP	Renault	30
MB5122CP	RVI	3
MB5122CP	Seat	21
MB5128AM	General Motors	9
MB5128AM	Isuzu	3
MB5128AM	Isuzu	8
MB5128AM	Isuzu	10
MB5129AM	Citroen	15
MB5129AM	Citroen	16
MB5129AM	Citroen	21
MB5129AM	Citroen	22
MB5129AM	Fiat	30
MB5129AM	Lancia	19
MB5129AM	Peugeot	18
MB5129AM	Peugeot	19
MB5129AM	Peugeot	24
MB5129AM	Peugeot	25
MB5129AM	Talbot	6
MB5130AM	Perkins	10
MB5131AM	Citroen	25
MB5131AM	Citroen	26
MB5131AM	Citroen	27
MB5131AM	Peugeot	32
MB5131AM	Peugeot	33
MB5131AM	Talbot	9
MB5132AM	Ford	19
MB5133AM	Citroen	24
MB5133AM	Citroen	28
MB5133AM	Fiat	31
MB5133AM	Peugeot	32
MB5133AM	Talbot	9
MB5138AM	Mercedes-Benz	8
MB5138AM	Mercedes-Benz	10
MB5139AM	Mazda	25
MB5144AM	Toyota	34
MB5144AM	Toyota	35
MB5145AM	Toyota	34
MB5145AM	Toyota	35

Set No.	Make	Line
MB5145AM	Toyota	40
MB5148SI	Jeep	4
MB5149AM	Audi	7
MB5149AM	Audi	16
MB5149AM	Seat	14
MB5149AM	Volkswagen	8
MB5149AM	Volkswagen	17
MB5149AM	Volkswagen	18
MB5149AM	Volkswagen	19
MB5149AM	Volkswagen	20
MB5149AM	Volkswagen	30
MB5157AM	Bedford	8
MB5157AM	General Motors	21
MB5157AM	Isuzu	12
MB5158AM	Ford	37
MB5158AM	Kia	4
MB5158AM	Mazda	17
MB5168AM	Acura	7
MB5168AM	Honda	1
MB5168AM	Honda	6
MB5168AM	Honda	8
MB5168AM	Honda	9
MB5168AM	Honda	13
MB5168AM	Honda	16
MB5168AM	Honda	20
MB5168AM	Rover	2
MB5168AM	Triumph	3
MB5171AM	Ford	33
MB5171AM	Mazda	12
MB5174AM	John Deere	14
MB5176AM	Mitsubishi	9
MB5176AM	Mitsubishi	11
MB5177AM	Chrysler	16
MB5177AM	Mitsubishi	17
MB5180AM	American Motors	2
MB5180AM	Renault	13
MB5180AM	Renault	16
MB5182AM	Citroen	14
MB5182AM	Citroen	18
MB5182AM	Peugeot	13
MB5182AM	Peugeot	17
MB5182AM	Peugeot	22
MB5195AM	Chrysler	15
MB5195AM	Mazda	24
MB5195AM	Mitsubishi	14
MB5199SI	John Deere	10
MB5207AM	Autobianchi	4
MB5207AM	Fiat	2
MB5208AM	Autobianchi	4
MB5208AM	Fiat	2
MB5219SI	Ford	103
MB5220AM	Subaru	4
MB5220AM	Subaru	6
MB5225AM	Kia	4
MB5227AM	Mitsubishi	10
MB5238AM	Daihatsu	4
MB5240AM	Volvo	8
MB5241AM	Ford	36
MB5243AM	Infiniti	1
MB5243AM	Nissan	14
MB5244AM	Honda	2
MB5244AM	Honda	4
MB5244AM	Honda	5
MB5244AM	Honda	7
MB5244AM	Honda	10
MB5247AM	Daewoo	7
MB5247AM	Isuzu	15
MB5247AM	Opel	13
MB5247AM	Opel	18
MB5248AM	American Motors	3
MB5248AM	Audi	31
MB5248AM	Volkswagen	47
MB5256AM	Hyundai	9
MB5257SI	General Motors	65
MB5259AM	Acura	3
MB5259AM	Acura	4
MB5259AM	Acura	5
MB5259AM	Acura	6
MB5259AM	Honda	12

Set No.	Make	Line
MB5259AM	Honda	19
MB5262AM	Citroen	7
MB5262AM	Citroen	10
MB5262AM	Peugeot	10
MB5262AM	Peugeot	14
MB5263CP	Ford	136
MB5263CP	Mercury Marine	14
MB5269AM	Audi	8
MB5269AM	Audi	19
MB5269AM	Audi	23
MB5269AM	Audi	27
MB5269AM	Ford	28
MB5269AM	Seat	8
MB5269AM	Seat	16
MB5269AM	Seat	19
MB5269AM	Seat	20
MB5269AM	Skoda	8
MB5269AM	Skoda	9
MB5269AM	Volkswagen	20
MB5269AM	Volkswagen	21
MB5269AM	Volkswagen	22
MB5269AM	Volkswagen	24
MB5269AM	Volkswagen	25
MB5269AM	Volkswagen	34
MB5269AM	Volkswagen	36
MB5269AM	Volkswagen	38
MB5269AM	Volkswagen	41
MB5269AM	Volkswagen	42
MB5269AM	Volkswagen	43
MB5270AM	Chrysler	21
MB5270AM	Jeep	3
MB5276CP	Deutz	3
MB5278AM	Ford	43
MB5278AM	Ford	58
MB5278AM	Mazda	21
MB5280SI	Ford	104
MB5280SI	Ford	111
MB5281SI	Ford	101
MB5281SI	Ford	102
MB5281SI	Ford	105
MB5284SI	Chrysler	44
MB5284SI	Jeep	14
MB5285AM	General Motors	16
MB5285AM	Suzuki	7
MB5287AM	General Motors	8
MB5287AM	Toyota	21
MB5288AM	Renault	13
MB5288AM	Renault	17
MB5293SI	General Motors	57
MB5293SI	Isuzu	28
MB5293SI	Isuzu	31
MB5295AM	Isuzu	11
MB5296AM	Isuzu	17
MB5298SI	John Deere	10
MB5303CP	Deutz	5
MB5304AM	Kia	2
MB5304AM	Mazda	2
MB5304AM	Mazda	3
MB5311CP	Mazda	23
MB5312AM	Ford	55
MB5312AM	Mazda	22
MB5315AM	Chrysler	20
MB5315AM	Hyundai	10
MB5315AM	Kia	8
MB5315AM	Mitsubishi	15
MB5315AM	Mitsubishi	18
MB5325CP	Nissan	27
MB5327AM	Mercedes-Benz	1
MB5330XA	Mercedes-Benz	11
MB5331CA	Mercedes-Benz	28
MB5331CA	Mercedes-Benz	29
MB5335AM	Land Rover	3
MB5337SI	Audi	28
MB5337SI	Audi	29
MB5337SI	Volkswagen	39
MB5337SI	Volkswagen	40
MB5337SI	Volkswagen	44
MB5337SI	Volkswagen	46
MB5338AM	Kia	10

Set No.	Make	Line
MB5344AM	Kia	10
MB5349AM	Renault	6
MB5350AM	Renault	14
MB5351AM	Renault	18
MB5352AM	Renault	11
MB5352AM	Renault	15
MB5353SI	Ford	103
MB5353SI	Ford	106
MB5359AM	Kia	5
MB5359AM	Kia	6
MB5367SI	General Motors	23
MB5368AM	IHC	5
MB5372CP	Mitsubishi	22
MB5373AM	Nissan	5
MB5373AM	Nissan	12
MB5375AM	Toyota	22
MB5376AM	Land Rover	4
MB5382AM	Subaru	4
MB5382AM	Subaru	6
MB5387CP	Iveco	17
MB5391AM	Audi	11
MB5391AM	Audi	15
MB5391AM	Seat	9
MB5391AM	Skoda	5
MB5391AM	Volkswagen	32
MB5394AM	Scion	1
MB5394AM	Toyota	5
MB5399SI	Citroen	12
MB5399SI	Citroen	13
MB5399SI	Ford	12
MB5399SI	Mazda	5
MB5399SI	Peugeot	9
MB5399SI	Peugeot	12
MB5399SI	Volvo	3
MB5400CP	Caterpillar	1
MB5405AM	Mitsubishi	20
MB5406SI	Fiat	10
MB5406SI	Lancia	3
MB5412SI	Alfa Romeo	6
MB5412SI	Fiat	24
MB5412SI	Lancia	12
MB5412SI	Suzuki	8
MB5413SI	General Motors	17
MB5413SI	Opel	19
MB5414SI	Fiat	9
MB5414SI	Lancia	4
MB5414SI	Opel	5
MB5414SI	Suzuki	4
MB5414SI	Vauxhall	6
MB5422AM	Opel	4
MB5423SI	Toyota	44
MB5427SI	Honda	3
MB5428CP	Honda	15
MB5429SI	Nissan	25
MB5436SI	Alfa Romeo	4
MB5436SI	Alfa Romeo	7
MB5439AM	Fiat	17
MB5442SI	Ford	30
MB5442SI	Ford	42
MB5442SI	Mazda	18
MB5442SI	Mazda	20
MB5444AM	Citroen	29
MB5444AM	Fiat	36
MB5444AM	Iveco	8
MB5444AM	Peugeot	35
MB5445SI	Iveco	1
MB5447AM	Fiat	8
MB5501AM	Suzuki	1
MB5502AM	General Motors	18
MB5503AM	Ford	119
MB5504SI	Ford	117
MB5504SI	Ford	120
MB5504SI	Ford	122
MB5504SI	Mercury Marine	12
MB5505SI	Ford	116
MB5505SI	Ford	118
MB5505SI	Ford	122
MB5505SI	Mercury Marine	12
MB5506AM	Bedford	10

Set No.	Make	Line
MB5506AM	Bedford	11
MB5506AM	Opel	17
MB5508AM	Citroen	1
MB5508AM	Citroen	6
MB5508AM	Citroen	8
MB5508AM	Citroen	9
MB5508AM	Peugeot	1
MB5508AM	Peugeot	7
MB5508AM	Renault	8
MB5508AM	Renault	10
MB5508AM	Talbot	1
MB5508AM	Talbot	3
MB5510AM	Mazda	1
MB5511AM	General Motors	60
MB5513AM	Ford	5
MB5513AM	Ford	11
MB5514AM	General Motors	49
MB5515AM	Ford	47
MB5516AM	General Motors	62
MB5516AM	Jeep	18
MB5517AM	General Motors	54
MB5518AM	American Motors	7
MB5518AM	American Motors	8
MB5518AM	IHC	9
MB5518AM	Jeep	15
MB5518AM	Jeep	20
MB5519AM	Bedford	2
MB5519AM	Bedford	4
MB5519AM	Daewoo	5
MB5519AM	Opel	3
MB5519AM	Opel	10
MB5519AM	Vauxhall	5
MB5519AM	Vauxhall	8
MB5519AM	Vauxhall	5
MB5520AM	Bedford	5
MB5520AM	Daewoo	6
MB5520AM	General Motors	12
MB5520AM	Opel	9
MB5520AM	Opel	11
MB5520AM	Opel	18
MB5520AM	Vauxhall	9
MB5520AM	Vauxhall	10
MB5521AM	Chrysler	18
MB5523AM	General Motors	34
MB5523AM	General Motors	60
MB5524AM	Nissan	2
MB5525AM	Ford	17
MB5526AM	Ford	7
MB5527AM	General Motors	5
MB5527AM	General Motors	6
MB5527AM	Toyota	3
MB5527AM	Toyota	11
MB5527AM	Toyota	12
MB5527AM	Toyota	13
MB5527AM	Toyota	14
MB5527AM	Toyota	18
MB5528AM	Ford	39
MB5528AM	Mazda	7
MB5528AM	Mazda	16
MB5529AM	Nissan	9
MB5529AM	Nissan	10
MB5530AM	General Motors	11
MB5531SI	General Motors	15
MB5532SI	American Motors	5
MB5532SI	General Motors	25
MB5532SI	General Motors	26
MB5532SI	Jeep	6
MB5532SI	Mercury Marine	1
MB5532SI	Mercury Marine	2
MB5533SI	General Motors	24
MB5534SI	Chrysler	45
MB5534SI	Chrysler	46
MB5534SI	Jeep	16
MB5537AM	Ford	9
MB5537AM	Ford	16
MB5537AM	Kia	3
MB5537AM	Mazda	2
MB5537AM	Mazda	3
MB5537AM	Mazda	9
MB5538CP	Land Rover	5

Set No.	Make	Line
MB5538CP	Land Rover	8
MB5538CP	Land Rover	11
MB5539AM	Holden	4
MB5540AM	General Motors	4
MB5540AM	Isuzu	2
MB5540AM	Isuzu	7
MB5544AM	Citroen	20
MB5544AM	Jeep	1
MB5544AM	Peugeot	23
MB5544AM	Peugeot	26
MB5544AM	Renault	20
MB5544AM	Renault	22
MB5544AM	Renault	23
MB5544AM	Renault	24
MB5544AM	RVI	1
MB5545AM	Nissan	1
MB5546AM	Lada	1
MB5547AM	Ford	41
MB5547AM	Ford	44
MB5547AM	Ford	57
MB5548AM	Seat	3
MB5549AM	Autobianchi	6
MB5549AM	Fiat	6
MB5549AM	Fiat	12
MB5549AM	Lancia	6
MB5549AM	Lancia	7
MB5549AM	Lancia	8
MB5549AM	Seat	4
MB5551AM	Ford	46
MB5551AM	Peugeot	27
MB5551AM	Peugeot	31
MB5551AM	Talbot	8
MB5552AM	Austin	5
MB5552AM	MG	9
MB5552AM	Rover	3
MB5553AM	Saab	3
MB5554AM	Toyota	23
MB5554AM	Toyota	32
MB5554AM	Toyota	33
MB5556AM	Daewoo	4
MB5556AM	General Motors	2
MB5556AM	Suzuki	5
MB5557SI	General Motors	14
MB5557SI	General Motors	19
MB5557SI	Isuzu	14
MB5558SI	Ford	23
MB5558SI	Ford	26
MB5558SI	Ford	27
MB5559AM	Bedford	7
MB5559AM	Isuzu	6
MB5560SI	American Motors	4
MB5560SI	Chrysler	22
MB5560SI	Jeep	5
MB5561AM	Austin	9
MB5561AM	Perkins	6
MB5563AM	Toyota	17
MB5564AM	Toyota	8
MB5566AM	Audi	8
MB5566AM	Audi	12
MB5566AM	Audi	16
MB5566AM	Audi	16
MB5566AM	Audi	19
MB5566AM	Audi	20
MB5566AM	Audi	27
MB5566AM	Ford	28
MB5566AM	Seat	8
MB5566AM	Seat	10
MB5566AM	Seat	14
MB5566AM	Seat	18
MB5566AM	Seat	19
MB5566AM	Seat	20
MB5566AM	Skoda	9
MB5566AM	Volkswagen	20
MB5566AM	Volkswagen	22
MB5566AM	Volkswagen	25
MB5566AM	Volkswagen	27
MB5566AM	Volkswagen	30
MB5566AM	Volkswagen	33
MB5566AM	Volkswagen	36
MB5566AM	Volkswagen	37

Set No.	Make	Line
MB5566AM	Volkswagen	38
MB5566AM	Volkswagen	41
MB5567AM	Triumph	9
MB5568AM	Acura	1
MB5568AM	Acura	2
MB5568AM	Acura	8
MB5568AM	Honda	11
MB5568AM	Honda	14
MB5568AM	Honda	17
MB5568AM	Honda	18
MB5568AM	Honda	21
MB5568AM	Honda	22
MB5569AM	Citroen	1
MB5569AM	Citroen	2
MB5569AM	Citroen	3
MB5569AM	Citroen	5
MB5569AM	Citroen	7
MB5569AM	Citroen	9
MB5569AM	Citroen	11
MB5569AM	Peugeot	1
MB5569AM	Peugeot	2
MB5569AM	Peugeot	4
MB5569AM	Peugeot	5
MB5569AM	Peugeot	8
MB5569AM	Renault	8
MB5569AM	Talbot	1
MB5569AM	Talbot	3
MB5571CP	Fiat	39
MB5571CP	Fiat	40
MB5571CP	Iveco	12
MB5575AM	Perkins	8
MB5575AM	Perkins	17
MB5576AM	Ford	10
MB5577AM	IHC	1
MB5577AM	IHC	2
MB5578AM	BMW	2
MB5579AM	Isuzu	25
MB5579CP	Isuzu	25
MB5584AM	Toyota	43
MB5584AM	Toyota	47
MB5586AM	Honda	23
MB5586AM	Isuzu	16
MB5587AM	General Motors	7
MB5587AM	Suzuki	6
MB5588AM	John Deere	5
MB5588AM	John Deere	11
MB5589AM	Ford	52
MB5589AM	Ford	53
MB5590SI	General Motors	22
MB5591AM	Mercedes-Benz	6
MB5592AM	Ford	20
MB5592AM	Ford	21
MB5592AM	Ford	22
MB5594AM	Austin	7
MB5594AM	MG	12
MB5594AM	MG	13
MB5594AM	Rover	5
MB5595AM	Nissan	28
MB5599SI	Ford	133
MB5599SI	IHC	10
MB5621SI	Renault	26
MB5621SI	Renault	27
MB5627AM	Fiat	7
MB5633CP	MWM	4
MB5633CP	Volkswagen	56
MB5636AM	Ford	20
MB5636AM	Ford	21
MB5636AM	Ford	22
MB5641SI	Chrysler	1
MB5641SI	Hyundai	1
MB5644CA	Alfa Romeo	5
MB5644CA	Lancia	13
MB5644CA	Opel	14
MB5644CA	Suzuki	9
MB5646SI	Scion	2
MB5646SI	Tovota	29
MB5648SI	Opel	15
MB5648SI	Renault	19
MB5649CP	Fiat	41

Set No.	Make	Line
MB5649CP	Iveco	13
MB5650SI	Ford	125
MB5650SI	Ford	135
MB5653SI	Mitsubishi	7
MB5653SI	Mitsubishi	12
MB5654CP	Saab	4
MB5656SI	Toyota	16
MB5657SI	Hyundai	6
MB5658AM	Daewoo	3
MB5659SI	Chrysler	48
MB5659SI	Jeep	17
MB5660SI	Audi	5
MB5660SI	Audi	6
MB5660SI	Seat	5
MB5660SI	Seat	6
MB5660SI	Skoda	2
MB5660SI	Skoda	3
MB5660SI	Volkswagen	2
MB5660SI	Volkswagen	14
MB5660SI	Volkswagen	15
MB5660SI	Volkswagen	31
MB5661SI	Audi	11
MB5661SI	Audi	13
MB5661SI	Audi	14
MB5661SI	Audi	19
MB5661SI	Audi	21
MB5661SI	Audi	22
MB5661SI	Audi	25
MB5661SI	Audi	26
MB5661SI	Audi	30
MB5661SI	Seat	8
MB5661SI	Seat	11
MB5661SI	Seat	12
MB5661SI	Seat	13
MB5661SI	Seat	15
MB5661SI	Seat	18
MB5661SI	Skoda	4
MB5661SI	Skoda	6
MB5661SI	Skoda	7
MB5661SI	Skoda	10
MB5661SI	Volkswagen	25
MB5661SI	Volkswagen	28
MB5661SI	Volkswagen	29
MB5661SI	Volkswagen	33
MB5661SI	Volkswagen	35
MB5661SI	Volkswagen	37
MB5661SI	Volkswagen	48
MB5662AM	BMW	6
MB5663SI	Daihatsu	5
MB5663SI	Daihatsu	6
MB5663SI	Toyota	4
MB5663SI	Toyota	10
MB5664AM	Nissan	32
MB5666SI	Mercedes-Benz	3
MB5667SI	Mini	1
MB5667SI	Mini	2
MB5675AM	Ford	35
MB5675AM	Ford	50
MB5682SI	General Motors	68
MB5701SI	Mitsubishi	19
MB5706SI	Hyundai	7
MB5707SI	Hyundai	12
MB5707SI	Kia	9
MB5708SI	Opel	20
MB5708SI	Renault	28
MB7001AM	Volkswagen	13
MB7001AM	Volkswagen	52
MB7001AM	Volvo	9
MB7001AM	Volvo	10
MB7002AM	Perkins	22
MB7003CA	Perkins	2
MB7003CP	Perkins	22
MB7006CP	Nissan	41
MB7007CP	Fiat	44
MB7007CP	Fiat	45
MB7007CP	Iveco	19
MB7008AM	Nissan	31
MB7008AM	Nissan	38
MB7009SI	Chrysler	50

Set No.	Make	Line
MB7009SI	Cummins	2
MB7011AM	Ford	130
MB7012CP	Land Rover	14
MB7013CP	Land Rover	13
MB7023AM	Volvo	11
MB7028AM	Toyota	56
MB7029AM	Toyota	50
MB7029AM	Toyota	54
MB7029AM	Toyota	55
MB7032SI	John Deere	8
MB7032SI	John Deere	18
MB7032SI	John Deere	19
MB7033CP	MAN	7
MB7033CP	MAN	8
MB7033CP	Mercedes-Benz	47
MB7038AM	Ford	126
MB7038AM	New Holland	2
MB7039AM	BMW	5
MB7039AM	BMW	7
MB7045CP	Fiat	23
MB7045CP	Iveco	16
MB7047CP	Iveco	23
MB7048CP	Iveco	24
MB7053CP	Daf	3
MB7054CP	Daf	3
MB7054CP	Daf	4
MB7062CP	Pegaso	1
MB7062CP	Pegaso	2
MB7063AM	Ford	92
MB7081CP	Deutz	9
MB7083CP	Mercedes-Benz	32
MB7085CP	John Deere	9
MB7089AM	Audi	40
MB7089AM	Ford	65
MB7089AM	Mercedes-Benz	22
MB7089AM	Volkswagen	55
MB7092AM	Nissan	33
MB7099CA	Mercedes-Benz	33
MB7109CP	Perkins	4
MB7110AM	IHC	6
MB7110AM	IHC	7
MB7110AM	IHC	8
MB7119SI	Chrysler	51
MB7119SI	Cummins	3
MB7703AM	Ford	77
MB7704AM	Holden	2
MB7705CP	Mercedes-Benz	32
MB7713CP	Isuzu	29
MB7716CP	Mercedes-Benz	15
MB7716CP	Mercedes-Benz	20
MB7719SI	Jeep	13
MB7720AM	BMW	5
MB7721AM	Mercedes-Benz	19
MB7721AM	Mercedes-Benz	24
MB7722AM	John Deere	15
MB7723AM	Chrysler	35
MB7724AM	Holden	1
MB7731CP	Jaguar	4
MB7733AM	Perkins	19
MB7742CP	Fiat	47
MB7742CP	Fiat	48
MB7742CP	Iveco	18
MB7742CP	Iveco	21
MB7750SI	Ford	86
MB7750SI	Ford	90
MB7750SI	Ford	95
MB7750SI	Ford	96
MB7765CP	General Motors	48
MB7765CP	Isuzu	26
MB7765CP	Saab	5
MB7768CP	Scania	1
PB 102CP	IHC	3
PB 127CP	Talbot	8
PB 160CP	Mercedes-Benz	17
PB 161CP	Mercedes-Benz	17
PB 167CP	New Holland	2
PB 201CP	Autobianchi	5
PB 201CP	Lancia	1
PB 201CP	Lancia	5

Set No.	Make	Line
PB 201CP	Lancia	6
PB 201CP	Lancia	7
PB 201CP	Lancia	8
PB 201CP	Lancia	9
PB 201CP	Lancia	11
PB 201CP	Lancia	14
TW 104AM	Autobianchi	1
TW 104AM	Autobianchi	2
TW 104AM	Fiat	3
TW 104AM	Fiat	4
TW 104AM	Seat	1
TW 104AM	Seat	2
TW 105AM	Autobianchi	6
TW 105AM	Fiat	6
TW 105AM	Fiat	12
TW 105AM	Lada	1
TW 105AM	Lancia	6
TW 105AM	Lancia	7
TW 105AM	Lancia	8
TW 105AM	Seat	4
TW 106AM	Ford	3
TW 106AM	Ford	4
TW 106AM	Ford	18
TW 106AM	Ford	19
TW 106AM	Ford	20
TW 106AM	Ford	21
TW 106AM	Ford	22
TW 110AM	Ford	46
TW 110AM	Honda	1
TW 110AM	Honda	2
TW 110AM	Honda	4
TW 110AM	Honda	5
TW 110AM	Honda	6
TW 110AM	Honda	7
TW 110AM	Honda	8
TW 110AM	Honda	9
TW 110AM	Honda	10
TW 110AM	Honda	13
TW 110AM	Honda	16
TW 110AM	Rover	2
TW 110AM	Triumph	3
TW 113AM	Alfa Romeo	8
TW 113AM	Alfa Romeo	9
TW 113AM	Fiat	11
TW 113AM	Fiat	13
TW 113AM	Fiat	16
TW 113AM	Fiat	18
TW 113AM	Fiat	19
TW 113AM	Fiat	21
TW 113AM	Fiat	25
TW 113AM	Fiat	26
TW 113AM	Fiat	27
TW 113AM	Fiat	28
TW 113AM	Lancia	1
TW 113AM	Lancia	5
TW 113AM	Lancia	9
TW 113AM	Lancia	10
TW 113AM	Lancia	11
TW 113AM	Lancia	14
TW 113AM	Lancia	15
TW 113AM	Lancia	16
TW 113AM	Lancia	17
TW 113AM	Lancia	18
TW 113AM	Seat	7
TW 117AM	Saab	2
TW 118AM	General Motors	10
TW 118AM	Honda	23
TW 118AM	Isuzu	1
TW 118AM	Isuzu	6
TW 118AM	Isuzu	16
TW 120AM	Renault	2
TW 120AM	Renault	3
TW 120AM	Renault	5
TW 120AM	Renault	9
TW 121AM	Renault	3
TW 121AM	Renault	4
TW 121AM	Renault	5
TW 121AM	Renault	7
TW 121AM	Renault	9

Set No.	Make	Line
TW 121AM	Renault	12
TW 121AM	Volvo	1
TW 121AM	Volvo	2
TW 122AM	Ford	5
TW 122AM	Ford	11
TW 132AM	Citroen	1
TW 132AM	Citroen	2
TW 132AM	Citroen	3
TW 132AM	Citroen	5
TW 132AM	Citroen	6
TW 132AM	Citroen	7
TW 132AM	Citroen	8
TW 132AM	Citroen	9
TW 132AM	Citroen	10
TW 132AM	Citroen	11
TW 132AM	Peugeot	1
TW 132AM	Peugeot	2
TW 132AM	Peugeot	4
TW 132AM	Peugeot	5
TW 132AM	Peugeot	7
TW 132AM	Peugeot	8
TW 132AM	Peugeot	10
TW 132AM	Peugeot	14
TW 132AM	Renault	8
TW 132AM	Renault	10
TW 132AM	Talbot	1
TW 132AM	Talbot	3
TW 133AM	Ford	9
TW 133AM	Ford	16
TW 133AM	Kia	2
TW 133AM	Kia	3
TW 133AM	Mazda	2
TW 133AM	Mazda	3
TW 133AM	Mazda	9
TW 134AM	General Motors	1
TW 134AM	General Motors	2
TW 134AM	Suzuki	3
TW 134AM	Suzuki	5
TW 135AM	Peugeot	23
TW 135AM	Peugeot	26
TW 135AM	Renault	20
TW 135AM	Renault	21
TW 135AM	Renault	22
TW 135AM	Renault	23
TW 135AM	Renault	24
TW 135AM	Renault	25
TW 139AM	Infiniti	1
TW 139AM	Nissan	14
TW 140AM	Acura	1
TW 140AM	Acura	2
TW 140AM	Acura	3
TW 140AM	Acura	4
TW 140AM	Acura	5
TW 140AM	Acura	6
TW 140AM	Acura	8
TW 140AM	Acura	9
TW 140AM	Honda	11
TW 140AM	Honda	12
TW 140AM	Honda	14
TW 140AM	Honda	15
TW 140AM	Honda	17
TW 140AM	Honda	18
TW 140AM	Honda	19
TW 140AM	Honda	21
TW 141AM	General Motors	4
TW 141AM	Isuzu	2
TW 141AM	Isuzu	7
TW 142AM	General Motors	9
TW 142AM	Isuzu	3
TW 142AM	Isuzu	8
TW 142AM	Isuzu	9
TW 142AM	Isuzu	10
TW 142AM	Opel	12
TW 143AM	Mitsubishi	9
TW 143AM	Mitsubishi	11
TW 144AM	General Motors	7
TW 144AM	Suzuki	6
TW 145AM	Daihatsu	4
TW 146AM	Isuzu	13

Set No.	Make	Line
TW 146AM	Isuzu	17
TW 147AM	Daihatsu	1
TW 147AM	Daihatsu	2
TW 151AM	Acura	10
TW 151AM	Acura	11
TW 152AM	Acura	7
TW 152AM	Honda	20
TW 154AM	Isuzu	4
TW 154AM	Isuzu	5
TW 154AM	Opel	6
TW 154AM	Opel	7
TW 156AM	Ford	33
TW 156AM	Mazda	12
TW 158AM	Mitsubishi	27
TW 159AM	Nissan	1
TW 160AM	Suzuki	1
TW 160AM	Suzuki	2
TW 162AM	American Motors	2
TW 162AM	Renault	13
TW 162AM	Renault	16
TW 162AM	Renault	17
TW 162AM	Renault	26
TW 163AM	General Motors	21
TW 163AM	Isuzu	11
TW 163AM	Isuzu	12
TW 164AM	Fiat	5
TW 166AM	Renault	11
TW 166AM	Renault	14
TW 166AM	Renault	15
TW 167AM	Chrysler	40
TW 167AM	Chrysler	44
TW 167AM	Jeep	10
TW 167AM	Jeep	14
TW 167AM	Mitsubishi	29
TW 168AM	General Motors	16
TW 168AM	Suzuki	7
TW 168AM	Suzuki	10
TW 170AM	Chrysler	31
TW 170AM	Chrysler	34
TW 171AM	Acura	12
TW 171AM	Honda	25
TW 171AM	Isuzu	21
TW 172AM	Ford	1
TW 172AM	Ford	2
TW 172AM	Ford	10
TW 173AM	Chrysler	20
TW 173AM	Hyundai	10
TW 173AM	Kia	8
TW 173AM	Mitsubishi	15
TW 174AM	Mitsubishi	20
TW 179AM	Citroen	12
TW 179AM	Citroen	13
TW 179AM	Ford	12
TW 179AM	Mazda	5
TW 179AM	Peugeot	9
TW 179AM	Peugeot	12
TW 179AM	Volvo	3
TW 182AM	Isuzu	4
TW 182AM	Isuzu	5
TW 185AM	General Motors	8
TW 185AM	Scion	1
TW 185AM	Toyota	5
TW 185AM	Toyota	21
TW 185AM	Toyota	22
TW 186AM	Land Rover	5
TW 186AM	Land Rover	6
TW 186AM	Land Rover	7
TW 186AM	Land Rover	10
TW 186AM	Land Rover	11
TW 186AM	Rover	6
TW 188AM	Fiat	14
TW 188AM	Fiat	20
TW 189AM	Honda	3
TW 191AM	Alfa Romeo	1
TW 191AM	Alfa Romeo	3
TW 193AM	Scion	2
TW 193AM	Toyota	29
TW 197AM	Fiat	10
TW 197AM	Lancia	3

Set No.	Make	Line
TW 198AM	Fiat	8
TW 199AM	Opel	15
TW 199AM	Renault	19
TW 204AM	Nissan	7
TW 204AM	Nissan	8
TW 204AM	Nissan	11
TW 205AM	David Brown	1
TW 205AM	David Brown	2
TW 205AM	David Brown	3
TW 205AM	Ford	51
TW 205AM	Reliant	2
TW 206CP	Austin	2
TW 206CP	Austin	4
TW 206CP	MG	1
TW 208AM	Perkins	2
TW 208AM	Perkins	4
TW 208AM	Perkins	12
TW 208AM	Perkins	13
TW 208AM	Perkins	14
TW 208AM	Perkins	18
TW 208AM	Perkins	20
TW 208AM	Perkins	21
TW 208AM	Perkins	22
TW 208AM	Perkins	23
TW 208AM	Volvo	13
TW 209AM	Toyota	9
TW 210AM	Toyota	27
TW 210AM	Toyota	39
TW 212AM	Citroen	17
TW 212AM	Fiat	22
TW 212AM	Perkins	9
TW 212AM	Peugeot	16
TW 212AM	Peugeot	20
TW 214AM	Ford	8
TW 214AM	Ford	13
TW 214AM	Ford	34
TW 214AM	Land Rover	4
TW 215CP	Austin	3
TW 215CP	Austin	4
TW 215CP	MG	1
TW 215CP	MG	4
TW 215CP	MG	5
TW 215CP	MG	6
TW 216AM	Austin	7
TW 216AM	Austin	8
TW 216AM	MG	11
TW 216AM	MG	12
TW 216AM	MG	13
TW 216AM	Rover	5
TW 219CP	Bedford	12
TW 219CP	Bedford	14
TW 219CP	Bedford	15
TW 222AM	Ford	24
TW 222AM	Mazda	4
TW 222AM	Mazda	6
TW 222AM	Mazda	11
TW 223AM	Ford	25
TW 223AM	Ford	64
TW 223AM	Ford	66
TW 223AM	Reliant	1
TW 225AM	Toyota	1
TW 225AM	Toyota	19
TW 226AM	Toyota	7
TW 226AM	Toyota	17
TW 226AM	Toyota	20
TW 226AM	Toyota	23
TW 226AM	Toyota	32
TW 226AM	Toyota	33
TW 227AM	Mazda	1
TW 230AM	Toyota	25
TW 231AM	General Motors	5
TW 231AM	General Motors	6
TW 231AM	Toyota	3
TW 231AM	Toyota	11
TW 231AM	Toyota	12
TW 231AM	Toyota	13
TW 231AM	Toyota	14
TW 231AM	Toyota	18
TW 232AM	Ford	72


Set No.	Make	Line
TW 232AM	Ford	78
TW 232AM	Ford	91
TW 232AM	Ford	109
TW 232AM	Ford	113
TW 232AM	Ford	124
TW 234AM	Toyota	25
TW 234AM	Toyota	26
TW 235AM	Fiat	23
TW 235AM	Fiat	41
TW 235AM	Fiat	47
TW 235AM	Fiat	48
TW 235AM	Iveco	10
TW 235AM	Iveco	13
TW 235AM	Iveco	16
TW 235AM	Iveco	18
TW 235AM	Iveco	21
TW 237AM	Massey Ferguson	1
TW 237AM	Triumph	6
TW 238AM	Alfa Romeo	2
TW 240AM	Fiat	49
TW 240AM	Fiat	50
TW 240AM	Iveco	22
TW 240AM	Iveco	26
TW 243AM	Perkins	10
TW 244AM	Citroen	25
TW 244AM	Citroen	26
TW 244AM	Citroen	27
TW 244AM	Peugeot	32
TW 244AM	Peugeot	33
TW 244AM	Talbot	9
TW 245AM	Citroen	24
TW 245AM	Citroen	28
TW 245AM	Fiat	31
TW 245AM	Perkins	8
TW 245AM	Perkins	25
TW 245AM	Peugeot	32
TW 245AM	Talbot	9
TW 246AM	Citroen	14
TW 246AM	Citroen	15
TW 246AM	Citroen	16
TW 246AM	Citroen	18
TW 246AM	Citroen	21
TW 246AM	Citroen	22
TW 246AM	Peugeot	13
TW 246AM	Peugeot	17
TW 246AM	Peugeot	18
TW 246AM	Peugeot	19
TW 246AM	Peugeot	22
TW 246AM	Peugeot	24
TW 246AM	Peugeot	25
TW 246AM	Talbot	6
TW 247AM	Chrysler	23
TW 247AM	Chrysler	29
TW 247AM	Chrysler	30
TW 247AM	Hyundai	13
TW 247AM	Hyundai	14
TW 247AM	Mitsubishi	21
TW 247AM	Mitsubishi	23
TW 247AM	Mitsubishi	24
TW 247AM	Mitsubishi	25
TW 248AM	Toyota	8
TW 249AM	Lexus	1
TW 249AM	Lexus	2
TW 249AM	Toyota	28
TW 249AM	Toyota	37
TW 249AM	Toyota	41
TW 250AM	Peugeot	27
TW 250AM	Peugeot	31
TW 251AM	Peugeot	27
TW 251AM	Peugeot	31
TW 252AM	Fiat	37
TW 252AM	Fiat	38
TW 252AM	Iveco	19
TW 254AM	Fiat	1
TW 255AM	Fiat	15
TW 255AM	Fiat	32
TW 255AM	Fiat	42
TW 255AM	Fiat	43
TW 255AM	Iveco	5

Set No.	Make	Line
TW 255AM	Iveco	9
TW 255AM	Iveco	14
TW 256AM	Ford	54
TW 256AM	Mazda	13
TW 256AM	Mazda	19
TW 256AM	Mazda	26
TW 257AM	Lexus	3
TW 257AM	Toyota	45
TW 257AM	Toyota	46
TW 260AM	Perkins	3
TW 260AM	Perkins	11
TW 260AM	Perkins	16
TW 261AM	Toyota	34
TW 261AM	Toyota	35
TW 261AM	Toyota	40
TW 262AM	Isuzu	18
TW 262AM	Isuzu	23
TW 263AM	Isuzu	18
TW 263AM	Isuzu	25
TW 263AM	Isuzu	29
TW 268AM	Ford	37
TW 268AM	Kia	5
TW 268AM	Kia	6
TW 268AM	Mazda	17
TW 269AM	Ford	55
TW 269AM	Mazda	22
TW 271AM	Infiniti	4
TW 271AM	Infiniti	5
TW 271AM	Nissan	21
TW 271AM	Nissan	40
TW 272AM	Nissan	18
TW 272AM	Nissan	19
TW 272AM	Nissan	26
TW 272AM	Nissan	29
TW 272AM	Nissan	30
TW 272AM	Nissan	34
TW 272AM	Nissan	39
TW 272AM	Nissan	41
TW 274AM	Nissan	42
TW 280AM	Toyota	2
TW 281AM	Toyota	42
TW 281AM	Toyota	43
TW 281AM	Toyota	47
TW 281AM	Toyota	48
TW 284AM	Toyota	36
TW 285AM	Toyota	31
TW 285AM	Toyota	38
TW 288AM	Lexus	4
TW 290AM	Toyota	44
TW 293AM	Isuzu	22
TW 296AM	Fiat	30
TW 296AM	Lancia	19
TW 296AM	Land Rover	1
TW 296AM	Peugeot	15
TW 298CP	MWM	1
TW 299AM	Mitsubishi	22
TW 309AM	John Deere	6
TW 309AM	John Deere	8
TW 309AM	John Deere	10
TW 309AM	John Deere	16
TW 309AM	John Deere	18
TW 309AM	John Deere	19
TW 310AM	John Deere	20
TW1003AM	Chrysler	48
TW1003AM	Jeep	17
TW1004AM	Audi	5
TW1004AM	Audi	26
TW1004AM	Audi	30
TW1004AM	Seat	12
TW1004AM	Skoda	10
TW1004AM	Volkswagen	29
TW1005AM	Alfa Romeo	5
TW1005AM	Alfa Romeo	6
TW1005AM	Alfa Romeo	11
TW1005AM	Fiat	24
TW1005AM	Fiat	33
TW1005AM	Lancia	12
TW1005AM	Lancia	13
TW1005AM	Lancia	20

Set No.	Make	Line
TW1005AM	Lancia	21
TW1005AM	Opel	14
TW1005AM	Suzuki	8
TW1005AM	Suzuki	9
TW1006AM	Renault	27
TW1008AM	Nissan	32
TW1009AM	Autobianchi	6
TW1009AM	Fiat	6
TW1009AM	Fiat	12
TW1009AM	Fiat	17
TW1009AM	Lada	1
TW1009AM	Lancia	6
TW1009AM	Lancia	7
TW1009AM	Lancia	8
TW1009AM	Seat	4
TW1015SI	Acura	14
TW1015SI	Honda	26
TW1017AM	Deutz	4
TW1018AM	Deutz	4
TW1019AM	Deutz	7
TW1019AM	Deutz	8
TW1019AM	Deutz	11
TW1019AM	Volvo	18
TW1019AM	Volvo	19
TW1020AM	Nissan	43
TW1021AM	Toyota	4
TW1027AM	Mercedes-Benz	29
TW1028AM	Chrysler	36
TW2001AM	Smart	1
TW2002AM	Nissan	5
TW2002AM	Nissan	12
TW2004AM	Mercedes-Benz	6
TW2004AM	Mercedes-Benz	13
TW2004AM	Mercedes-Benz	25
TW2005AM	David Brown	1
TW2005AM	David Brown	3
TW2007AM	Mercedes-Benz	1
TW2008AM	Chrysler	25
TW2008AM	Mercedes-Benz	5
TW2008AM	Mercedes-Benz	9
TW2008AM	Mercedes-Benz	11
TW2008AM	Mercedes-Benz	12
TW2008AM	Mercedes-Benz	14
TW2008AM	Mercedes-Benz	16
TW2008AM	Mercedes-Benz	17
TW2008AM	Mercedes-Benz	19
TW2008AM	Mercedes-Benz	23
TW2008AM	Mercedes-Benz	24
TW2009AM	Audi	32
TW2009AM	Audi	33

Set No.	Make	Line
TW2009AM	Audi	34
TW2009AM	Audi	35
TW2009AM	Audi	36
TW2009AM	Audi	37
TW2009AM	Audi	38
TW2009AM	Nissan	20
TW2009AM	Volkswagen	13
TW2009AM	Volkswagen	45
TW2009AM	Volkswagen	49
TW2009AM	Volkswagen	50
TW2009AM	Volkswagen	52
TW2009AM	Volkswagen	53
TW2009AM	Volvo	9
TW2010AM	Audi	1
TW2010AM	Audi	3
TW2010AM	Audi	4
TW2010AM	Audi	6
TW2010AM	Audi	8
TW2010AM	Audi	9
TW2010AM	Audi	10
TW2010AM	Audi	13
TW2010AM	Audi	14
TW2010AM	Audi	16
TW2010AM	Audi	19
TW2010AM	Audi	20
TW2010AM	Audi	21
TW2010AM	Audi	22
TW2010AM	Audi	23
TW2010AM	Audi	24
TW2010AM	Audi	25
TW2010AM	Audi	27
TW2010AM	Audi	28
TW2010AM	Audi	29
TW2010AM	Ford	28
TW2010AM	Nissan	13
TW2010AM	Seat	5
TW2010AM	Seat	6
TW2010AM	Seat	8
TW2010AM	Seat	10
TW2010AM	Seat	11
TW2010AM	Seat	13
TW2010AM	Seat	14
TW2010AM	Seat	15
TW2010AM	Seat	16
TW2010AM	Seat	17
TW2010AM	Seat	19
TW2010AM	Seat	20
TW2010AM	Skoda	2
TW2010AM	Skoda	3
TW2010AM	Skoda	4

Set No.	Make	Line
TW2010AM	Skoda	6
TW2010AM	Skoda	7
TW2010AM	Skoda	8
TW2010AM	Skoda	9
TW2010AM	Volkswagen	2
TW2010AM	Volkswagen	3
TW2010AM	Volkswagen	6
TW2010AM	Volkswagen	7
TW2010AM	Volkswagen	10
TW2010AM	Volkswagen	11
TW2010AM	Volkswagen	12
TW2010AM	Volkswagen	14
TW2010AM	Volkswagen	15
TW2010AM	Volkswagen	16
TW2010AM	Volkswagen	20
TW2010AM	Volkswagen	21
TW2010AM	Volkswagen	22
TW2010AM	Volkswagen	24
TW2010AM	Volkswagen	25
TW2010AM	Volkswagen	26
TW2010AM	Volkswagen	27
TW2010AM	Volkswagen	28
TW2010AM	Volkswagen	30
TW2010AM	Volkswagen	31
TW2010AM	Volkswagen	34
TW2010AM	Volkswagen	35
TW2010AM	Volkswagen	36
TW2010AM	Volkswagen	37
TW2010AM	Volkswagen	38
TW2010AM	Volkswagen	39
TW2010AM	Volkswagen	40
TW2010AM	Volkswagen	41
TW2010AM	Volkswagen	42
TW2010AM	Volkswagen	43
TW2010AM	Volkswagen	44
TW2010AM	Volkswagen	46
TW2010AM	Volkswagen	48
TW2011AM	John Deere	14
TW2012CP	Daf	3
TW2012CP	Daf	4
TW2013AM	Chrysler	24
TW2014AM	Ford	53
TW2017AM	MWM	5



6 115005 7435 18
MRK-AM002 Rev-01



King Engine Bearings, Inc.
371 Little Falls Road, Suite 5
Cedar Grove, NJ 07009
USA

Phone: 1-973-857-0705
Toll Free: 1-800-772-3670
Fax: 1-973-857-3228
Email: inquiry@kingbearings.com

www.kingbearings.com
www.kingracebearings.com

