

Let's Talk Plants!

Newsletter of the San Diego Horticultural Society

August 2014, Number 239

Creating Paradise Wherever You Live

SEE PAGE 1

SUBSCRIBE TO GARDEN DESIGN
PAGE 3

PRESIDENTIAL GARDENER
PAGE 4

LOTUSLAND AUCTION & SALE
PAGE 6

SUCCULENTS FOR THE SHADE
PAGE 7

PLUMERIA FESTIVAL
PAGE 8

**REBATES INCREASE FOR TURF
REPLACEMENT**
PAGE 9



On the Cover: Tom's Personal Paradise



Southern California Plumeria Society

Proudly Presents

Hawaiian Plumeria Festival 15th Annual Plant Sale & Flower Show



Flower Show


Saturday, August 30th Noon - 4 pm Sunday, August 31st 10 am - 1 pm
Entries accepted Saturday 8:30 am - 11 am

Balboa Park  Casa Del Prado  Room 104

Plant Sale

Saturday, August 30th 10 am - 4 pm Sunday, August 31st 10 am - 4 pm

Balboa Park  Casa Del Prado  Room 101

Cash & Check  **Now Accepting Visa & Mastercard**

For More Information

www.socalplumeriasociety.com

Kim Schultz 619-417-2282 schultz.kim@gmail.com Dawn Sullivan 619-507-3296 dawn.l.sullivan@gmail.com

▼ SDHS SPONSOR

GREEN THUMB SUPER GARDEN CENTERS

1019 W. San Marcos Blvd. • 760-744-3822
(Off the 78 Frwy. near Via Vera Cruz)

- CALIFORNIA NURSERY PROFESSIONALS ON STAFF
- HOME OF THE NURSERY EXPERTS • GROWER DIRECT



www.supergarden.com

Now on Facebook



WITH THIS VALUABLE **Coupon**

**\$10⁰⁰
OFF**

**Any Purchase of
\$60⁰⁰ or More!**

- Must present printed coupon to cashier at time of purchase
- Not valid with any sale items or with other coupons or offers
- Offer does not include Sod, Gift Certificates, or Department 56
- Not valid with previous purchases • Limit 1 coupon per household
- Coupon expires 8/31/2014 at 6 p.m.

sdhs



EXCEPTIONAL PLANTS:

Lotusland Auction & Sale

SATURDAY, SEPTEMBER 20 • 2 TO 5 PM



Encephalartos ferox

**A signature event for garden connoisseurs,
collectors, passionate gardeners and plant geeks.**

A spirited live auction featuring rare and hard-to-find plants.

A silent auction with collectible plants and unique garden items.

A “buy it now” section of interesting species, many propagated at Lotusland.

Also enjoy
specialty cocktails
and sumptuous
hors d'oeuvres.



Tickets and information:

Lotusland.org

or call

Felicity Larmour at
805.969.3767 x 109

Ganna Walska Lotusland: Cold Springs Road, Montecito California, 93108

(see reverse side for more information)

EXCEPTIONAL PLANTS: Lotusland Auction & Sale

SATURDAY, SEPTEMBER 20 • 2 TO 5 PM

More than just your average plant sale, this signature event is designed for garden connoisseurs, featuring rare and hard-to-find plants. The highlight of the event is a spirited live auction during which a more than a dozen very rare, very special plants will go under the gavel. Other collectible plants and garden items will be offered during a silent auction, and for those impatient plant lovers, there will be a "buy it now" section of interesting and not-so-common species, many propagated from Lotusland plants. Proceeds are used to care for and support Lotusland's botanical collection.

Tickets and sponsorships opportunities can be purchased online or by calling Felicity at (805) 969-3767, ext. 109.

We are currently accepting donations of a rare, unusual or exceptional specimen plants to be included in the silent or live auction.

Collections of several related plants (by groups or themes) and choice non-plant items will also be accepted. Plant donors may qualify for complimentary tickets to the event. Please contact Virginia Hayes to make a donation at (805) 969-3767, ext. 104 or vhayes@lotusland.org.

This list changes daily. For the most current listing, please visit www.lotusland.org.

- Acanthostachys pitcairnioides - 1 gal. Miniature "pineapples" form on the leaves of this spiny bromeliad
- Adenium somalense - large decorative pot Fine specimen, in bloom
- Aeonium arboreum v. holochrysum-1 gal Variety of this tall aeonium with subtle stripe on each leaf
- Aeonium lindleyi -1 gal. Reported to be the antidote to irritating Euphorbia sap
- Agave attenuata-Group of 3: 3 gal., 2 – 1 gal.s Beautiful variegated form of the oxtail agave
- Agave 'Sawtooth'-5 gal. Variegated form
- Agave franzosinii-5 gal. Nice specimen of one of Lotusland's signature plants
- Agave gypsophila - group: 10 gal., 5 gal., 2 gal. Forms small rosette with gray wavy leaves rimmed with soft spines
- Agave ocahui - 1 gal. ISI 1998 from Sonora, Mexico
- Agave titanota- 5 gal. Standard green form of this smallish agave
- Agave vizcainoensis -1 gal. Native to Baja California Sur, very heavily armed
- Aloe cheranganiensis -1 gal. Shrubby aloe from the Rift Valley
- Aloe classenii -1 gal. Wild collected
- Aloe confusa - 2 gal. Medium-sized, clumping aloe with pendant leaves
- Aloe cyrtophylla -1 gal. Shrubby aloe from Madagascar
- Aloe mubendiensis -1 gal. A choice aloe from Uganda. This plant was acquired from the Huntington whose original plant came from Harry Johnson
- Aloe ngobitensis -1 gal. Shrubby aloe from Kenya
- Aloe rebmanii -1 gal. Rarely available species from Madagascar
- Aloe rupestris-5 gal. Original Lotusland plant collected by Giddy
- Aloe scorpioides -1 gal. A seldom seen aloe from Angola. Originally collected by John Lavranos & donated by Charles Glass & Bob Foster
- Aloe tororana -1 gal. Clumping aloe, listed as Threatened (IUCN)
- Anthurium ottonis-2 gal. Uncommon, narrow leaved anthurium from Bolivia & Peru. Grown from seed collected by Bill Baker
- Anthurium podophyllum-5 gal. Unusual lacy/divided leaves
- Anthurium watermaliense-2 gal. Handsome foliage plant native to Central & South America. Grown from seed from Lorán Whitelock
- Araucaria cunninghamii-5 gal. A less common araucaria with ornamental peeling bark. This plant was grown from seed collected from the stately old tree at the Music Academy of the West.
- Beaucarnea cf. recurvata-40 gal. Live Auction. 10 feet tall
- Begonia 'Lotusland'-5 gal. Full size plant named by Ziesenhenné for Lotusland
- Begonia 'Madame Queen'-2 gal. Plate size leaves with frilly edges
- Begonia dregei -1 gal. Seed grown, endangered plant from South Africa
- Begonia gehrtii-2 gal. Distinctive crumpled leaves make this Brazilian species a great landscape plant
- Calibanus X Beaucarnea-36" box Live Auction. Charlie Glass found seeds on a Calibanus hookeri in the Lotusland garden. Calibanus is a dioecious plant & there were both male & female plants in the garden so he presumed that the seed was pollinated by a male flowering Calibanus but after germinating the seed & noting some unique characteristics he speculated that something else must have pollinated it and suspected the nearby Beaucarnea, that had also bloomed, was the pollinator and that these seed were spontaneous intergeneric garden hybrids.
- Ceropegia dichotoma -1 gal. Variegated form
- Colocasia 'Black Coral'-5 gal. Glossy black-leaved taro
- Colocasia 'Blue Hawaii'-5 gal. Taro with bright green leaves on icy blue stems
- Colocasia 'Hawaiian Punch'-5 gal. Taro with red stems & veins running across green leaves
- Colocasia 'Morning Dew'-5 gal. Taro with glossy green leaves & chartreuse markings
- Consoulea moniliformis -1 gal. Cuban cactus, originally from Huntington Garden
- Crassula ovata 'Gollum'-5 gal. Large plant
- Dedrocerus nudiflorus -1 gal. Arborescent Cuban cactus, from the Dunlap collection
- Didieria madagascariensis-decorative pot Thorny specimen from Madagascar
- Didieria trollii-decorative pot Beginning to branch nicely
- Dudleya pachyphytum -1 gal. Unusual dudleya endemic to Cedros Island, Baja Calif.
- Dyckia remotiflora v. montevidensis -1 gal. Small plant with very dark green leaves
- Echeveria 'Compton Carousel' Striking variegation on 4-6 inch rosettes
- Echinopsis bridgesii -1 gal. Monstrose form
- Encephalartos altensteinii X trispinosus-25 gal. Live Auction. Hybrid created at Lotusland in the 1980s
- Encephalartos heenanii -1 gal. Live Auction. Seedling from Lotusland plant 30 months old.
- Euphorbia bongolavensis -1 gal. Remarkable species from Bongolava, Madagascar
- Euphorbia esculenta -1 gal. Medusa type euphorbia with fragrant flowers
- Euphorbia horrida group -1 gal. E. horrida green form, v. striata, v. striata fma. spiralis
- Euphorbia horrida-30 gal. Live Auction. Large old plant from old Serra Nursery
- Euphorbia ingens-2 feet tall Seedling from Lotusland plants (most "weeping")
- Euphorbia milii hybrid -1 gal. White flowering
- Fockea edulis-decorative pot Nicely staged to show off the interestingly gnarled caudex
- Gasteria rawlinsonii -1 gal. Cliff dwelling & pendant from a narrow range in South Africa
- Graptopetalum paraguayense ssp. bernalense -1 gal. Originally discovered by Alfred Lau on Cerro Bernal in Tamaulipas, Mexico. Only known from this locality
- Hechtia carlsoniae -1 gal. Originally from Dutch Vandevoort
- Hechtia lanata -1 gal. From seed; fantastic plant
- Hechtia macdougallii -1 gal. Thick reddish leaves with big spines
- Hechtia stenopetala -1 gal. Spiny rosette of deep green leaves
- Hohenbergiopsis guatemalensis - 5 gal. Still uncommon in cultivation, but a great landscape bromeliad
- Impatiens congolensis -1 gal. Tropical looking plant with parrot shaped flowers
- Jatropha podagrica -1 gal. Yellow-flowering form
- Jubaea chilensis-5 gal. Grown from Lotusland seed
- Jubaeopsis caffra-5 gal. Seedling of Lotusland plant. Uncommon
- Opuntia megasperma v. mesophytica -1 gal. Arborescent cactus from San Cristobal Island, Galapagos. Dunlap ex David Walkington
- Opuntia microdasys-2 gal. Monstrose form
- Orthophytum 'Copper Penny' -1 gal. Really copper colored!
- Parodia magnifica Large old clump
- Pedilanthus macrocarpus 'Loop the Loop'-4 inch Unusual twisting form of succulent with nearly leafless stems
- Peperomia kinnachii -1 gal. An ISI introduction from Bolivia
- Pereskia cf. gr&flora -1 gal. Variegated form
- Platyterium cf. willinkii-decorative pot Not your typical display, but a nice staghorn fern from Java
- Plumeria acutifolia-decorative pot Live Auction. Old plant collected by Glass & Foster
- Plumeria sp.-2 feet tall White flower ex Huntington Botanic Garden ex Conrad Fleming. Colombia
- Pseudobombax ellipticum-decorative pot "bonsai" form of tree that can form a caudex
- Puya dyckiioides -1 gal. Seedling from Lotusland plant, uncommon species from Argentina
- Rhpsalis pachyptera -1 gal. Reddish or purplish foliage
- Tephrocactus aoracanthus -1 gal. Argentinian cactus species from the Dunlap collection
- X Calibanus-3 gal. Hybrid of Calibanus & Beaucarnea
- Zamia nesophila-2 gal.s Male & female plants of newly described Panamanian cycad
- Zamia obliqua -1 gal. In habitat (Panama & Colombia) this cycad forms a tall slender trunk. Greenhouse only
- Zamia kickxii -1 gal. Dwarf cycad from Cuba. Very ornamental.



SUBSCRIBE TO GARDEN DESIGN MAGAZINE



Garden Design is partnering with the San Diego Horticultural Society to support their efforts in promoting horticulture in the San Diego region.

\$12 for every order of Garden Design magazine will be donated to the San Diego Horticultural Society now until August 31, 2014.



Enjoy innovative landscapes, beautiful plants, and stylish solutions for outdoor living areas in the pages of Garden Design magazine

Published four times per year
132 pages with no advertisements
Expert insights and stunning photography

SUBSCRIBE TODAY AT
WWW.GARDENDESIGN.COM/SDHORT

GARDEN
DESIGN

MIRACOSTA COLLEGE

HORTICULTURE / FALL 2014

miracosta.edu/hort



Horticulture Associate Degree or Certificate Program

At MiraCosta College, you can earn an associate degree or a certificate in a variety of programs including irrigation technology, landscape architecture, landscape management, nursery production, wine technology and more. Some certificates take as little as two semesters to complete!

To receive a fall course schedule with complete details and enrollment information, call **760.795.6615**. For more info about MiraCosta College's Horticulture Program, call **Claire Ehrlinger** at **760.795.6704**.

Fall classes at MiraCosta College start August 18

Community colleges are still California's best buy in higher education. Enroll now!

See back for courses offered this fall.

Horticulture Department Open House

MONDAY, AUGUST 4, 5-7 PM

MiraCosta College Horticulture Building, Rm. 7001

1 Barnard Drive, Oceanside

Parking available in lots 7A and 4C, no permit required.

Join us for our Open House and find out how our program can get your life moving in a new direction. Come meet our professors; tour our facility; and learn about career, internship and scholarship opportunities. Everyone is welcome, including prospective and current students!

For more information contact **Jason Kubrock**, **760.757.2121, x6482** or jkubrock@miracosta.edu



**MiraCosta College
Oceanside Campus**
1 Barnard Drive
Oceanside, CA 92056

**MiraCosta College
San Elijo Campus**
3333 Manchester Avenue
Cardiff, CA 92056



Horticulture Credit Courses / Fall 2014

Class # Days Time Instructor Units **Room #**

HORT 110 Introduction to Sustainable Horticulture

This course introduces sustainable horticulture principles and practices in gardening, landscaping, nursery management, and floriculture. Students are required to attend field labs and field trips. CSU

OCEANSIDE CAMPUS Room #
2071 T 9:30am-2:30pm ALLISON M 3.0 OC7053

HORT 115 Soil Science

This course examines the physical, chemical, and biological properties of soil with an emphasis on solving issues related fertility, salinity, pH, high calcium, specific toxicities, and physical problems. Students are required to participate in field labs and trips. CSU; UC

OCEANSIDE CAMPUS Room #
1560 Th 5:00pm-10:00pm ALLISON M 3.0 OC7053

HORT 116 Plant Science

This course covers the basic principles of plant science pertaining to food and ornamental plants and addresses plant taxonomy and nomenclature. Students are required to attend field labs and field trips. CSU; UC

OCEANSIDE CAMPUS Room #
1562 MW 12:30pm-3:25pm KINNON C 4.0 OC7053
1564 W 5:00pm-7:50pm EHRLINGER C 4.0 OC7053
&ONL ONLINE
+3 hours weekly online.

HORT 117 Plant Identification: Trees, Shrubs, and Vines

This course covers the identification, growth habits, culture, and ornamental use of plants found in Southern California landscapes. It emphasizes botanical and common names, plant family relationships, and environmental adaptations. Students are required to attend field trips both on and off campus. CSU; UC

OCEANSIDE CAMPUS Room #
1566 Th 6:30pm-8:25pm EHRLINGER C 3.0 OC7051
&S 9:00am-11:55am OC7051

HORT 121 Landscape Management

This course introduces landscape management practices, including pruning, fertilization, irrigation, turf management, soil preparation, transplanting, fire safety, and pest management. Participation in field trips and field labs is required. CSU

OCEANSIDE CAMPUS Room #
2874 T 5:00pm-10:00pm ALLISON M 3.0 OC7053

HORT 126 Landscape Irrigation

This course introduces site analysis, component selection, and the operation and maintenance of water efficient landscape sprinkler systems. CSU

OCEANSIDE CAMPUS Room #
1568 M 5:00pm-10:00pm EHRLINGER C 3.0 OC7051

HORT 127 Landscape Design

This introduction to landscape design covers the principles and process of design, drafting, hand drawn graphics, and presentation methods. Projects emphasize residential and small commercial sites. Students are required to attend field trips. CSU; UC

OCEANSIDE CAMPUS Room #
1573 W 9:30am-2:20pm ALLISON M 3.0 OC7051

Class # Days Time Instructor Units **Room #**

HORT 144 Nursery Management and Production

This course covers nursery operations and management, including propagation methods, crop scheduling, cultural practices, soils, pest management, fertilization, and environmental issues. Students are required to attend field trips to local nurseries. CSU

OCEANSIDE CAMPUS Room #
1571 T 6:30pm-8:25pm KINNON C 3.0 OC7051
&S 8:00am-10:55am OC7053

HORT 145 Sensory Analysis of Wines

(Material Fee: \$85.00) This course surveys the history and development of winemaking and grape varieties produced in the world's major wine-producing regions. It covers tasting techniques and a wide variety of wines. Students must be 21 years old to enroll and pay a lab fee. They are also required to attend field trips to local wineries. CSU; UC

LATE-START/OCEANSIDE CAMPUS Room #
1570 F 6:30pm-9:50pm COLANGELO D 3.0 OC7053
THIS IS A LATE-START CLASS, (09/05-12/12).

HORT 147 Wines of California

(Material Fee: \$85.00) This course introduces the wines and major wine producing regions of California. Students must be 21 and are required to attend field trips. CSU
ADVISORY: HORT 145.

LATE-START/SAN ELIJO CAMPUS IN CARDIFF Room #
2073 W 6:30pm-9:35pm COLANGELO D 3.0 SAN406
THIS IS A LATE-START CLASS, (09/03-12/10).

HORT 148 Introduction to Wine Production

This course provides beginning winemakers with basic "how to" instructions and advanced technical training on aspects of winemaking. Students must be 21 and are required to attend field trips. CSU

OCEANSIDE CAMPUS Room #
2566 M 6:30pm-8:50pm HART J 1.5 OC7053

HORT 299 Occupational Cooperative Work Experience

This course is for students who are employed in a job directly related to their major and who seek to learn new skills or improve existing skills at work under the instruction of a MiraCosta faculty-mentor. CSU
COREQUISITE: Complete 75 hrs paid or 60 hrs non-paid work per unit.

Enrollment Limitation: Career Center approval. May not enroll in any combination of cooperative work experience and/or internship studies concurrently.
+2697 ARR STAFF 3.0

Go to miracosta.edu/dataform or the Career Center in Bldg 3700, OC, to complete an employer contact information form. Faculty mentor will visit your worksite twice, unless you are employed more than 25 miles from any of MiraCosta's three campuses. You then may be required to travel to a campus to meet with your instructor and to meet virtually. Call the Career Center if you have questions: 760.795.6772.

THIS IS A LATE-START CLASS, (09/02-12/13).

IN THIS ISSUE...

- 2 Volunteers Needed
- 3 To Learn More...
- 3 Subscribe to Garden Design
- 3 From the Board
- 4 The Real Dirt On... John Adams
- 4 Book Review
- 5 Trees, Please – Trees of a Different Shade
- 5 Volunteer Spotlight
- 6 Going Wild With Natives
- 6 Exceptional Plants: Lotusland Auction and Sale
- 7 Shady Characters: Succulents for Shade
- 7 SDHS Fundraising For The Balboa Park Restoration Project
- 8 15th Annual Plumeria Festival
- 8 Your Membership Renewal Important Change
- 9 Rebates Increase for Turf Replacement Projects
- 10 My Life with Plants
- 11 Welcome New Members!
- 11 Discounts for Members
- 11 What's Up At San Diego Botanic Garden?
- 14 Sharing Secrets
- 17 July 2014 Plant Display
- 19 Scent-sational Plumeria: Key Learning Points July Meeting Report
- 20 Pacific Horticulture Tours
- 20 Membership Renewal Rates
- 20 SDHS Note Cards
- 21 Recent SDHS Workshops

INSERTS:

Ganna Walska Lotusland
Garden Design Magazine
MiraCosta College
Calendar/Resources/Ongoing Events

SAN DIEGO HORTICULTURAL SOCIETY

OUR MISSION is to promote the enjoyment, art, knowledge and public awareness of horticulture in the San Diego area, while providing the opportunity for education and research.

MEMBERSHIP INFORMATION

Renewal information is on page 20 and at www.sdhort.org.
For questions contact membership@sdhort.org
or Jim Bishop at (619) 296-9215.

MEETING SCHEDULE

6:00 – 6:45 Vendor sales, lending library, plant display, silent auction
6:45 – 8:30 Announcements, door prizes, speaker

MEETING CHECK-IN EXPRESS LINE

Please have your membership card in your hand when you get on the EXPRESS Check-In Line at our monthly meetings. This will greatly speed up the process for everyone - thanks!

MEETINGS & EVENTS

(FW = Free Workshop; Register at www.sdhort.org)

- August 9 Dry Shade Gardening (FW)
- August 13 Featured Garden: Guided Walk at San Elijo Lagoon
(register at: www.sdhort.org)
- September 8 Randy Baldwin on New Australian Plants for California Gardens
- September 19 Welcome to the World of Bromeliads (FW)
- October 13 Lawn Replacement Ideas – Landscape Designer Panel
- October 18 Simple Diagnosing and Improving Your Garden Soil (FW)
- November 10 SDHS Holiday Marketplace



www.sdhort.org

COVER IMAGE: The personal paradise on the front cover is Tom Piergrossi's own garden, created over the last five years. This is just one of many fabulous photos that Tom took and will be sharing with us at the August meeting.



NEXT MEETING: AUGUST 11, 2014, 6:00 – 8:30 PM SPEAKER: TOM PIERGROSSI ON CREATING PARADISE WHEREVER YOU LIVE

Everyone is welcome. Admission: Members/free, Non-Members/\$15. Parking is free.

Meeting Place: Del Mar Fairgrounds, Surfside Race Place, Del Mar; Info: (619) 296-9215.

We are especially delighted to welcome former SDHS board member Tom Piergrossi, an award-winning landscape designer and horticulturist with a passion for plants, particularly tropicals. Tom is owner of Kaloli Landscape in Kea'au, on the Big Island of Hawaii, where he provides landscape design, installation and maintenance services. He is also owner of Vintage Green Farms, a wholesale and mail order nursery specializing in rare and unusual plants.

When Tom moved to Hawaii in 2009, he left behind a much-admired San Diego garden and closed his Vista nursery, a mecca for plant lovers around the county. Now, after five years on the Big Island of Hawaii, he has created a new garden suited to the tropical climate of his new home. "The climate and plants might be different, but the principles remain the same any place you garden," he says. In his talk, Tom will draw on his new garden to illustrate basics of inspired, sustainable garden design and plant combinations. He also will introduce some new tropical plants suited to gardens here, available through his new mail order nursery, Vintage Green Farms.

Tom studied Ornamental Horticulture at the University of Arizona, and after moving to San Diego, was mentored by Sinjen, a local landscape legend in Southern California and former SDHS Horticulturist of the Year, in the technique of lacing trees for sustainability and ornamental design. Tom was owner of Tom Piergrossi Landscape and Nursery in Vista, California for over 15 years, specializing in rare and unusual plants for our Mediterranean climate. He was host and co-producer of Down to Earth, an award-winning monthly gardening show that ran for five years on the local San Diego County television network. Tom has been a highly sought-after lecturer at home gardening seminars and gardening clubs.

For more information, see page 3 and visit <http://tom-piergrossi.squarespace.com>. ☞

SAN DIEGO HORTICULTURAL SOCIETY

Established September 1994

BOARD MEMBERS

Cindy Benoit – Member at Large
Patty Berg – Volunteer Coordinator
Jeff Biletnikoff – Meeting Room
Coordinator
Jim Bishop – President
B.J. Boland – Corresponding Secretary
Julian Duval – San Diego Botanic Garden
Representative
Bill Homyak – Member at Large
Mary James – Program Committee Chair
Dannie McLaughlin – Tour Coordinator
Princess Norman – Secretary
Susanna Pagan – Public Relations
Coordinator
Sam Seat – Treasurer
Susi Torre-Bueno – Newsletter Editor,
Past President

Let's Talk Plants!, the SDHS
newsletter, is published the fourth Monday
of every month.

Editor/Advertising: Susi Torre-Bueno;
(760) 295-2173; newsletter@sdhort.org

Calendar: Send details by the 10th of the
month before event to calendar@sdhort.org.

**Copyright ©2014 San Diego Horticultural
Society, Encinitas, CA. All rights reserved.
Not to be reproduced by any means for any
purpose without prior written permission.**

New Email? New Street Address?

Please send all changes (so you will continue
to receive the newsletter and important
notices) to membership@sdhort.org or
SDHS, Attn: Membership, PO Box 231869,
Encinitas, CA 92023-1869. We NEVER share
your email or address with anyone!

BECOME A SPONSOR!

Do you own a garden-related business?

SDHS sponsorships have high recognition
and valuable benefits, including a link to
your website, discounts on memberships
for your employees, and free admission to
SDHS events. This is a wonderful way to
show your support for the SDHS. Sponsors
help pay for our monthly meetings, annual
college scholarships, and other important
programs. Sponsorships start at just \$100/
year; contact Jim Bishop at sponsor@sdhort.
org. Sponsors are listed on page 10; look for
"SDHS Sponsor" above their ads. We thank
them for their support.

Do more than belong: participate.
Do more than care: help.
Do more than believe: practice.
Do more than be fair: be kind.
Do more than forgive: forget.
Do more than dream: work.

(William Arthur Ward)

VOLUNTEERS NEEDED

Fall Home/Garden Show Booth

We are looking for volunteers to staff our table at the Fall Home/Garden Show at the Del Mar Fairgrounds on Sept 13, 14, and 15th. This is part of our outreach to the community and a chance to show and tell San Diegans about all the great benefits of being an SDHS member. And it gets you free admission to enjoy the Show before or after your shift. We're looking for 12 members to help out. It's also your last chance to qualify for our sure-to-be-wonderful Volunteer Appreciation Party, which is coming up in October at the McLaughlins' Garden of the Year! To volunteer, please contact Patty Berg at PattyJBerg@gmail.com or (760) 815-0625.

Board Opening: Volunteer Coordinator

Our current Volunteer Coordinator's term ends this year, so we are looking for someone to fill that position. The primary commitment is organizing and scheduling volunteers for the events and community outreach we do on an ongoing basis. It's a great opportunity for anyone who enjoys people, plants, and creative collaboration. Time commitment averages 3-4 hours per month. Basic computer skills and good communication skills are all that is needed. Doesn't that sound like YOU? A team of two would also work great for this position. Patty Berg, current Volunteer Coordinator, will provide training, encouragement and help for an easy transition. For info, contact her at PattyJBerg@gmail.com or (760) 815-0625.

Board Opening: Garden Tour Co-Chair for 2015

We're already in the early planning stages for the 2015 Spring Garden Tour, even though the current year's event is still a few months away. That's because 2015 marks the Centennial Celebration at Balboa Park and we'll be featuring gardens in that area. If you love gardens and have strong organizational skills, consider co-chairing this exciting event. Tasks include identifying the tour area; scheduling the tour date; finding and reviewing tour gardens; and working with homeowners, sponsor(s), and vendors. You'll work with and supervise other volunteers who staff the gardens, create publicity materials, and sell tickets. Requires familiarity with email. Contact Jim Bishop at president@sdhort.org.

Tech Support Help at Meetings:

Do you have video and tech support skills, and also love to garden? We need a tech-savvy volunteer to help load speaker presentations onto a laptop prior to our monthly meeting, and to assist the speaker. Also, we are looking for an individual who can load past presentations onto the internet. Contact Jim Bishop: president@sdhort.org.

Newsletter Advertising Manager Needed

Here's a fun opportunity for members who like to work with local garden businesses and clubs: we need a detail-oriented person to be our newsletter advertising manager. This takes about 1-2 hours per month, and you'll be working with current advertisers, plus previous and potential advertisers. For details contact Susi Torre-Bueno at storrebueno@cox.net. 🌿

TO LEARN MORE...

Sustainable Gardens

By Ava Torre-Bueno

What does it really mean to garden sustainably? Is it just going organic? Is it about recycling? Composting? A 1987 United Nations report on sustainable development defined the movement as, "... design, construction, operations and maintenance practices that meet the needs of the present without compromising the ability of future generations to meet their own needs." <http://tinyurl.com/augplanetn>

Here's an inspiring Seattle city garden that provides food and beauty in a sustainable way: <http://tinyurl.com/augseatle>

Mother Earth News provides many tips for gardening sustainably: <http://tinyurl.com/augsustain>

And the Brooklyn Botanical Garden provides many articles on sustainable gardening: <http://tinyurl.com/augbbg>

This article about San Diego's sustainable movement includes a list of gardens you can visit: <http://tinyurl.com/augsustain2>

The San Diego Peace Garden is also always open: http://sdpeacegarden.org/Peace_Garden/about_us.html

And finally, "San Diego Roots Sustainable Food Project is a growing network of citizens, farmers, chefs, gardeners, teachers, and students working to encourage the growth and consumption of regional food. From farm to fork, we focus awareness and work toward a more ecologically sound, economically viable and socially just food system in San Diego." www.sandiegoroots.org/index.php 🌱

SUBSCRIBE TO GARDEN DESIGN AND SUPPORT THE SAN DIEGO HORTICULTURAL SOCIETY

Don't miss out on a very exciting offer! Our sponsor *Garden Design* magazine (see insert) is partnering with SDHS to support our efforts in promoting horticulture in the San Diego region. *Garden Design* will donate \$12 to SDHS for every new magazine subscription by members (or friends) until August 31. We have already received \$696 from *Garden Design* for folks who subscribed in the last few months.

To take advantage of this very generous offer, you must go to the link in their insert OR click the link on the home page of our website (www.sdhort.org). Don't delay; the offer ends August 31st.

Support SDHS and enjoy amazing gardens, beautiful plants, and expert insights inside the pages of *Garden Design*. (This is one of your editor's all-time favorite gardening magazines!) Every quarterly issue has 132 pages with no advertisements, several outstanding gardens showcased with inspiring stories and photos, new products, new plants, garden tours and exhibitions, and much more! Their summer issue is beautiful, and includes an article by SDHS member (and Queen of the Succulents) Debra Lee Baldwin, plus many inspiring photos of gardens and plants. 🌱



FROM THE BOARD

By Jim Bishop

Thank you to all the volunteers who served as garden hosts at our exhibit at the San Diego County Fair. This is one of our largest volunteer activities and outreach programs of the year. With the huge attendance at the Fair and a great garden in a wonderful location, we were able to engage with many individuals to share information about the San Diego Horticultural Society, the San Diego County Water Authority conservation programs, and just share our knowledge about plants and beautiful gardens. Thanks also to Kim Alexander, owner of Allée Landscape Design, and all of her volunteer time to create our award-winning display garden, "Imagine."

Featured Gardens

Thank you to Wanda Mallen and Gary Vincent for hosting the May featured garden. Despite the heat wave and fires, Wanda and Gary showed that a well-designed and tended garden can hold up well even with our unusual weather.

Thank you also to Lynlee Austell for sharing your colorful seaside garden with us in July. You are so lucky to live in such a wonderful place.

For the August featured garden we are trying something a little different. It is a Wednesday evening docent-led tour of San Elijo lagoon, between Encinitas and Solana Beach. This is a great opportunity to learn about this unique coastal environment. You can learn more and register on our website at www.sdhort.org.



Mary Yan-Lee

Wanda and Gary's Fallbrook garden

2015 Garden Tour

Planning for the 2015 Spring Garden Tour, to be held on April 11, has already begun. We will be partnering with the San Diego Floral Association to make this one of the best garden tours San Diego has ever seen. The tour will feature private gardens around Balboa Park.

We are looking for well-maintained historic gardens, and/or gardens of horticultural interest in neighborhoods near Balboa Park. We are also looking for volunteers who live in the area to help find and select gardens for the tour. If you have or know of a suitable garden, or live in the area and would like to help find the gardens, please email Jim Bishop at President@sdhort.org. 🌱

THE REAL DIRT ON...

John Adams

By Donna Tierney

John Adams (1735–1826) earned his living as a lawyer and was not wealthy. He inherited forty acres of land south of Boston. He was Vice President to George Washington for two terms, became the second U.S. President, and was the first to occupy the White House (much to his wife, Abigail's, displeasure!). Adams had the first vegetable garden planted there. Adams began life with the heart of a farmer, but developed into a gardener, with an appreciation for beauty and design, thanks to his relationship with Thomas Jefferson and his frequent visits to many European gardens.

Early in his career, Adams wrote articles for two Boston newspapers under the pseudonym of Humphry Ploughjogger. His writings advocated the growing of hemp, *Cannabis sativa*, for the manufacture of cord and cloth. He described in great detail how to cultivate and propagate it. Adams was a committed composter. He experimented with different combinations of organic material and compared notes with George Washington, who had recorded his own compost experiments for more than thirty years. He also shared his interest in soil improvement with New Jersey senator John Rutherford. Rutherford told Adams how to use lime to break down organic matter quickly. He also passed on a warning from German farmers, who said that lime makes fathers rich but grandsons poor because it exhausts the land.

The Adams home in Quincy, MA (Old House) was modest – nothing like Mount Vernon or Monticello. After losing his bid for re-election, Adams returned home and began modest improvements to his property. He installed ha-has – a popular English invention. The ha-ha was a banked ditch, five or six feet wide and five to seven feet deep. These ditches replaced the need for fencing to keep animals away from the main buildings. Without fences, landscape views were uninterrupted. The major portion of Adam's property was used as a working farm, but John and Abigail planted ornamentals near the house in long, triangular beds. According to family members, some of their ornamentals still exist today: a clump of *Magnolia virginiana*, a black willow, *Salix nigra*, and a white York rose, *Rosa x alba*.

Washington and Jefferson had been great collectors and admirers of native American trees. Adams was not passionate about growing large trees. He appreciated them mainly for their economic value. He used tree trimmings for cattle feed and firewood.

John Adams' son, John Quincy Adams, inherited his father's love of plants and gardening and became our sixth president. The younger Adams was the first President to develop the White House flower gardens that Jefferson had laid out, and was also the first to plant ornamental trees there. He was responsible for hiring John Ousley, who remained the White House gardener for the next thirty years.

Bibliography:

www.gardensit.com/garden/adams_national_historic_garden

<http://tinyurl.com/augarnold>

<http://davesgarden.com/guides/articles/view/2075/#ixzz33jovhOWg>

<http://www.whitehouse.gov/about/inside-white-house>

<http://tinyurl.com/augpublic>

Wulf, Andrea. *Founding Gardeners: The Revolutionary Generation, Nature, and The Shaping of the American Nation* 🌿

4 *Let's Talk Plants!* August 2014, No. 239

BOOK REVIEW

Corn: A Country Garden Cookbook

By David Tanis

Reviewed by Caroline McCullagh

Are you harvesting corn? You did plant corn, didn't you? If you didn't this year, you will next year after you read this book. It's one of a series. I have this one and also *Apples*. The series comprises those two and *Pears*, *Berries*, *Lemons*, *Summer Fruit*, *Onions*, *Tomatoes*, *Squash*, and *Potatoes*, each by a different author.

As I've written before, I think of gardening, whether you're growing edibles or decorative plants, as small scale farming. We are almost all the children or grandchildren or great-grandchildren of farmers. So, we're revisiting our heritage each time we put a seed in the ground. And once you grow it, you want to eat it. That's the obvious tie between gardening and recipe books, enough of a connection for me to write a review of this book.

That being said, what does this book, and by extension the rest of the series, have to recommend it?


First, the photographs by award-winning food photographer Deborah Jones are stunning. Other than that, I can't tell you much about her. The book and the Internet give her short shrift. They shouldn't. These pictures are special. Although she does have a website, it doesn't say much either. She's given us photos of fields of corn, collections of vegetables artfully and colorfully arranged, and of course, the completed recipes.

A short informative history of *Zea mays* starts the book. Corn, as we know it, is probably descended from a plant called Teosinte. The exact details of its heritage are still a matter of debate. The five classes of corn with which we're familiar (flint, flour, dent, pop, and sweet) had already been developed before the first contact between Native Americans and Spanish Conquistadores.

The author, chef David Tanis, currently writes for the *New York Times*. He gives us information on both planting and buying corn. He tells us the difference between open pollinated (such as Country Gentleman and Golden Bantam) and hybrid corn, as well as information on the five types of corn and on related products such as masa harina, cornmeal, and hominy.

Finally, we get to the recipes. There are 41, grouped as Openers, Accompaniments, and Main Courses. Of course, they include the classic ways of preparing roast corn, polenta, and various corn breads. Others that caught my eye were an East Indian dip "Fresh Corn Raita," "Cornmeal Blini with Smoked Salmon," "Yucatan Baked Fish with Corn, Rice and Black Beans," and "Fresh Corn and Roasted Duck Tamales." Are you drooling?

Corn: A Country Garden Cookbook (ISBN0-00-255450-X) was published hardbound in 1995 and is no longer in print, so you'll have to look for it second hand, but it's worth the search. I recommend it to you. 🌿



TREES, PLEASE

Trees of a Different Shade

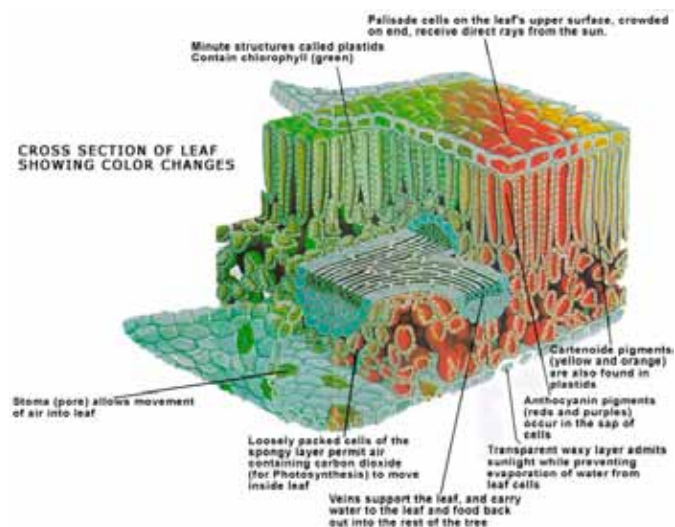
By Robin Rivet

Choosing tree species needs careful thought, since well-situated specimens should live several hundred years. Although many trees have gorgeous inflorescence, spectacular flowering periods are usually brief, so be wise and consider foliage character: more than the fleeting color of flowers. One feature nearly always ignored is year-round leaf color, especially since our climate exhibits minimal autumnal changes.

If our tree leaves are predominantly green, what's the fuss? Unlike cooler climates, diverse options of shades and tints flourish here year round, so we should select them appropriately, particularly since their visual effects vary considerably. Artists understand that blue is a cool color, while yellow and red lean toward warm. Green is most commonly found in nature due to chlorophyll, a green pigment that absorbs mostly blue and some red light during photosynthesis. Poets have long lauded nature's diversity evoking variations of green: think of avocado, mint, apple, lime, asparagus, pine, jade, moss, olive, sage, fern, or forest greens.

When bluish tones appear in foliage, the result is soothing. Cool colors have calming effects in the landscape, and many of those also mix in shades of gray, typically an adaptation for drought tolerance. Generally, when there is less chlorophyll, less water is needed to thrive, so silvery-green and blue-gray leaves are useful indicators that a tree may withstand drought conditions. Among broadleaf trees, Bailey's acacia, honey-scented eucalyptus, Englemann oak, olive, and the Vitex genus all share this quality, plus conifers like blue Atlas cedar and Arizona cypress, which have distinctly blue, needle-like foliage. To achieve a serene and tranquil space, use blue, gray and silvery tree foliage to harmonize with nearby plantings of white and lavender-colored shrubs and perennials.

Conversely, bright-green, chartreuse, or ruddy-toned leaves will appear warmer and more tropical, even when well adapted to our Mediterranean climate. Typical trees in this category include photinia, xylosma, magnolia, mayten, floss silk, pomegranate, ficus, bischofia, lemon-scented gum, and Nichol's willowleafed peppermint. Foliage from these species best complements adjacent plants with hot, colorful flowers in the red, orange and golden color schemes.



Continued on page 12

VOLUNTEER SPOTLIGHT

Meet Megan Boone

By Patty Berg, Volunteer Coordinator



What inspired you to volunteer for SDHS?

I love being around other individuals who share the same love for horticulture that I do. I also love educating people about the importance of preserving our natural resources, minimizing our carbon footprints and the benefits of being in touch with nature. ***Being a volunteer isn't just about helping because a job needs to be done; it's about***

being a part of something that benefits the community as a whole, your family and yourself. I have been a very active volunteer as a horticulture student as well as the Secretary of the Horticulture Club at MiraCosta College for a few years. It's because of those experiences I found my true passions within the industry, which led to both a career and a business of my own. I have gained new friends, learned new skill sets, gained increased self-confidence, and added fun and a sense of fulfillment to my life that I would have missed out on had I never been a volunteer. As my student career is coming to a close, I jumped at the opportunity to join the San Diego Horticultural Society and begin my new volunteer position. This is such a wonderful organization that I'm so proud to be a part of, and I look forward to working with for many years to come.

Have you gardened anywhere besides San Diego?

Although most of my gardening experience has been in North San Diego County, I have had the opportunity to garden in quite a few fantastic places. I have spent many hours pulling weeds, tending plants, and planting seeds throughout California, including Huntington Beach, Chico, and Temecula.

A little background and life history about you:

Originally from Huntington Beach, my family relocated to Fallbrook when I was in the 6th grade, and that's when my love of horticulture began. During high school I was an active member of the FFA. I participated on the Fruit and Vegetable Judging Team, Parliamentary Procedure Debate Team, held the Secretary officer position, and founded the turkey livestock Supervised Agricultural Experience (SAE) in Fallbrook. I won the local Agricultural Proficiency Award for Specialty Crop Production with my Macadamia Nut SAE project, in which I managed the growing, harvesting, and crop sales of 63 trees. I have been married to the love of my life, James, for nine years, and we have two beautiful children: Hunter, who is 8 and Hannah, who is 6. I have spent the last 13 years in college as a part time student searching for my true calling, and have majored in numerous concentrations including Journalism, Communications, Business Management, EMT/Paramedic Technology, Accounting, and Geology. Coming full circle in my life journey, I'm finally set to

Continued on page 8

GOING WILD WITH NATIVES

Mommie Nature and the Heat

By Pat Pawlowski

Who remembers the movie *Mommie Dearest*? It was about a movie star who threw a frightening tantrum concerning wire hangers and went into a frenzy when her children dared to disagree with her. In the movie, Mommie even took her anger out on an innocent rose bush, clipping away like a maniac – traumatizing, I am sure, gardeners everywhere. Anyway, to make a long story short (but it's probably too late for that), I think that this year Mother Nature has morphed into Mommie Dearest.

In mid-May temperatures soared and fires roared. It didn't rain enough. It got too darn hot too early. Then, thankfully, it cooled down. But by then, for some plants, it was too late. The excessive heat had already done them in.

There were numerous casualties in my yard. Knowing that more heat was to come, I decided to install extremely heat-resistant plants in their place. However, the Internet wasn't much help when I was looking for a list of heat-tolerant plants. The websites that turned up were all about drought-tolerant plants, which is not exactly the same thing. Anyway, I found success in a book entitled *Ornamental Plants for Subtropical Regions* by Roland Hoyt. (You can borrow a copy from the SDHS library.) It's a fabulous gardening reference book, and was first published in 1938! And is still timely. It has a slate of plants to cover every need. In the section called "Cultural Aspects," Hoyt lists plants that "... will survive close canyons, ravines, or a pocket in the garden subject to intensified heat."

The gardener who wants to attract wildlife (most kinds) using California native plants will have to pick through his lists, which include exotics. To save us all a little trouble, and to at least partially thwart Mommie Nature's plan to drive us gardeners crazier than we already are, here are some natives that will stand up (figuratively speaking) to the heat and at the same time nourish wildlife:

Trees: Oaks (*Quercus* spp.)

Shrubs: Indian mallow (*Abutilon palmeri*), Lakeside lilac (*Ceanothus cyaneus*), Hollyleaf cherry (*Prunus ilicifolia*), Sugarbush (*Rhus ovata*)

Perennials: Desert sand verbena (*Abronia villosa*), California poppy (*Eschscholtzia californica*), Mexican tulip poppy (*Hunnemannia fumariaefolia*), Penstemon (*Penstemon* spp.), Sages (*Salvia* spp.), Groundsel (*Senecio* spp.), Verbena (*Verbena* spp.).

There are surely many more heat resistant species, and don't forget some of the succulents. This is just a starter list that I can personally vouch for since I have most of these in my yard and they are still happily alive (take that, Mommie Nature!).

I found a helpful article (with lots of great advice and useful links) in the L. A. Times by Emily Green: *Helping Plants Survive a Heat Wave* (<http://tinyurl.com/augla>). You can help your plants beat the heat by watering early in the morning. If you live inland, a little shade usually helps. Plant near rocks or trees. Mulch. Tell your plants you care.

Then, with a clear conscience, retreat into your air conditioned house. (But if you're going to watch a DVD of *Mommie Dearest*, look out for the dreaded garden carnage scene.)

Member Pat Pawlowski is a writer/lecturer/garden consultant who tries not to fool with Mommie Nature. ☞

EXCEPTIONAL PLANTS: LOTUSLAND AUCTION AND SALE

Saturday, September 20, 2014

Planning is underway for another fabulous plant auction and sale at Lotusland. The first plants to hit the auction list are propagations from Lotusland and, as to be expected, there are some interesting and rare specimens. An unusual crassula that is rarely encountered at nurseries, a nicely rooted plant of *Crassula streyi*, will be offered. It has leaves that are glossy green on top and deep burgundy red on the underside. This succulent is somewhat unusual, as it prefers shade, a major selling point for anyone wanting succulents for darker corners of the garden.

Signature begonias from the collection will include *B. gehrtii*, which has extremely crumpled leaves, and the very frilly *B. 'Madame Queen'* among others. From the giant leaves of *Xanthosoma* (a relative of the taro plant) to the diminutive ones of a succulent *Peperomia kimmachii*, there will be a wide variety of plant forms to choose from. Subtropical aroids like *Anthurium watermaliense* and desert-loving aloes such as *Aloe confusa*, as well as cactuses and palms, will round out the list. Look for updates on the website starting July 11.

Previous auctions have also featured donated plants from some well-respected growers and collectors. There will once again be mature cycads, stunning bromeliads, specimen caudiciform succulents, and rare cacti.

Guests will be treated to specialty cocktails, wine, beer and sumptuous hors d'oeuvres to keep the mood festive. The live auction will once again feature the talents of auctioneer Jeff Chemnick, and for the impulse buyers there will be an expanded selection of fine plants available to "buy now." For ticket information, or to donate a specimen plant, go to www.lotusland.org/event/exceptional-plants-2014. Be sure to click on the link to a more complete listing of plants that will be offered. Or contact Virginia Hayes at (805) 969-3767, ext. 104, or vhayes@lotusland.org. ☞



Aloe confusa

SHADY CHARACTERS: SUCCULENTS FOR SHADE

By Don Newcomer

Serra Gardens Landscape Succulents

People often ask me what succulents do well in the shade. Unfortunately most do not. Aloes won't bloom. Agaves rot out. Cacti become etiolated (having long, weak stems; smaller, sparser leaves due to longer internodes; and a pale yellow color). But never fear. There are a few succulents that can thrive in shade. And some, like most members of the Sansevieria family, even prefer it. Creating a dry shade garden or trying to grow plants underneath an established tree can be challenging for gardeners. Shade tolerant succulents can do well in both conditions.



Here are some of our favorite shady characters: succulent beauties that can do well with minimal sun or in full or partial shade:

Aeonium urbicum, Saucer plant. A tender succulent that does well both in sun and in partial shade. Large rosettes of fleshy grey-green leaves with reddish edges. Pink flowers in late winter/early spring. Cold tolerant to 25°F.

Sempervivum arachnoideum, Cobweb Houseleek or Hen and Chicks. Hardy small succulent that forms tight rosettes with dense webbing of cobweb-like hairs that hold the snow in cold climates. Prefers partial sun or bright shade. Popular in rock gardens and containers. Extremely cold tolerant to 10°F.

Aloe aristata, Torch Plant or Lace Aloe. Extremely tough little aloe is known to survive cold wet winters. Features delicate variegate markings. Red blooms in early summer. Does well in full sun or light shade. Extremely cold tolerant to 5°F.

Echeveria derenbergii, Painted Lady. In shade the leaves retain their pale green color, while in sun the leaves develop red margins. It will spread to about 3 feet and can grow in full sun or light

SDHS FUNDRAISING FOR THE BALBOA PARK RESTORATION PROJECT

We are raising funds to restore the gardens adjacent to the lily pond in Balboa Park. Our goal is to raise \$10,000 to help complete this pilot project in 2014. Visit www.sdhort.org for information on making donations. You can also donate at meetings and other events. Every contribution is very welcome. As of July 15 we have raised \$4900. **Thank you to these generous donors:**

\$1000

Ellen Merewether

\$750

Scott Borden

\$210

Bruce & Myra
Cobbledick

\$50-100

Gleneva Belice
Linda Canada
(in honor of Dr.
and Mrs. Edgar D.
Canada)

Dinah & Scott Carl
Kathy and
Abby Esty

Fidelity Charitable

Dinah Dodds

Ed Fitzgerald
(in memory of
Eva Fitzgerald)

Anne Fletcher

Bill Homyak &
Meredith Sinclair

Christina Ivany

Gabrielle Ivany

Patricia Leon

Ellen McGrath-

Thorpe

Kathleen McKee

Mary Lou Meagher

Susan Morse

Jane Morton

Wendy Nash

Princess Norman

Frank & Susan

Odde

Ann and Jim Peter

Ida Rigby

Joan Roberts

(in honor of

Gerri Roberts

Christianson)

Sam & Terri Seat

Tammy Schwab

William &

Linda Shaw

Paula Taylor

Ed Thielicke

(in memory of
of SBT)

Grace Veltman

\$25 and above

Amy Carstensen

Deborah Dodds

Jean Emery

Robert Foster

Rudy & Julie Hasl

Brandon Holland

Joyce James

Linda Johnson

Anne Murphy

Deborah Polich

Diane Scharar

Linda Shaw

Barbara Whelan

\$10:

Gwenn Adams

Janet Ahrens

Jeanne Akin

John Beaudry

Landscape Design

Sandy Burlem

Molly Cadranell

Chuck & Barbara

Carroll

Blythe Doane

Cynthia Essary

Doris Gannon

Suzi Heap

Trisha Kolasinski

Brenda Kueneman

Barbara Lee-Jenkins

Jen-Jen Lin

Donna Mallen

Else Ottesen

Katie Pelisek

Cassidy Rowland

Peggy Ruzich

Don Schultz


Cindy Stewart

Bonnie Struzik

Renee Vallely

Salim Walji

Don Winans



Continued on page 13

15TH ANNUAL PLUMERIA FESTIVAL

Aug 30 – 31 in Balboa Park
Plant Sales, Demos, Much More!

The Southern California Plumeria Society cordially invites you to spend Labor Day weekend in beautiful Balboa Park at our 15th Annual Hawaiian Plumeria Festival. The festival runs from 10 am to 4 pm on Saturday, August 30 and Sunday, August 31 at the Casa Del Prado. The festival features the nation's largest plumeria flower show, the largest multi-vendor plumeria sale on the West Coast, and an amazing opportunity drawing. There will be live entertainment and lei making demonstrations. Admission is free. (See ad on inside front cover.)



Dawn Sullivan

SCPS is pleased to host the nation's largest adjudicated plumeria flower show, with more than 500 entries a year. Our thanks go to the San Diego Center of the Blind, who staffs a sight-impaired panel of judges to determine the winners of the fragrance categories. You need not be a member to enter; bring your blooms, inflorescences, and arrangements to Room 104, Casa Del Prado, between 8:30 am and 11 am on Saturday August 30. There is no entry fee. SCPS will provide the vases for your blooms and inflorescences. Classification information is available at www.socalplumeriasociety.com. Judging will begin at noon on Saturday. The show is open until 4pm on Saturday and from 10 am to 1 pm on Sunday; don't miss the opportunity to see thousands of plumeria blooms at once.

Our second annual plumeria photography contest will also be held in Room 104. Enter up to two of your best 5x7 prints in Room 104 between 8:30 am and 11 am on Saturday, August 30. There is no entry fee; SCPS will provide the mats for display.

The festival wouldn't be complete without our amazing plant sale. Last year, 20 vendors offered more than 340 plumeria varieties. Due to popular demand, this year's sale will include vendor tables in the courtyard as well as Room 101. Look for the sale's cultivar list to be posted online at www.socalplumeriasociety.com two weeks prior to the sale. If you're a collector looking for specific rare varieties, arrive early on Saturday for the best selection. To skip the lines, wait until Saturday afternoon and Sunday, since there will be plenty of plumerias left. For your convenience, we now accept Visa and MasterCard in addition to cash and checks. Knowledgeable volunteers will be on hand to answer your plumeria questions. Proceeds benefit the Southern California Plumeria Society. More than 5,000 people visited our festival last year; hope to see you there! 🌺

YOUR MEMBERSHIP RENEWAL IMPORTANT CHANGE

When the time comes, we hope you will renew promptly. About a month before your SDHS membership lapses you receive an email from us with information about how to renew; follow up emails are sent to members who haven't renewed by the deadline.

For those members who do not have email, we have been mailing a letter with this information. Due to the cost to mail renewals, and the low response, we are no longer doing this. Members without emails will get a phone call from a volunteer. Email notification for renewals will continue to members with emails.

By renewing promptly you will have no disruption in member benefits, which include free meetings, workshops, monthly featured garden invitations, this newsletter, nursery discounts, and much more. You can also save \$10 by renewing for three years instead of one year. 🌿

■ Volunteer Spotlight Continued from page 5

graduate from MiraCosta College with an AA degree in Nursery Management and Crop Production this fall, and couldn't be happier to be back in the horticulture community. I started my own business, Nature Containers, this past January, and was hired last March as an assistant nurseryman and sales associate at Serra Gardens Landscape Succulents in Fallbrook. I love working outdoors with my hands in the dirt, and can't imagine myself doing anything else.

What's the proudest achievement of your gardening life – either personal or professional?

My proudest achievement of my gardening life so far, was the day I was issued my license for Nature Containers, my business in which I plant succulent arrangements in vintage and repurposed items. A few of my favorite container items I've planted recently include a waterski, boat propeller, French horn, and a smudge pot. After every career change I have made, and detour I have come across in life, that was the moment it all came together and I knew I was where I wanted to be: owning my own business and being a part of an incredible industry in sunny, Southern California. Does it get any better than this?

Plants you most love to work with?

Succulents, of course! Their vast array of color and textures makes working with these water saving plants not only fun, but also rewarding. In a time where natural resources are in short supply and water conservation is a top priority, locally grown succulents offer an appealing alternative to both unsustainable landscape plants as well as short-lived flower arrangements. I also love composting and raising beneficial insects.

Any plants that bring out your black thumb?

Turf grass. I have had nothing but trouble keeping a healthy lawn, and if it were up to me, I wouldn't even have one at all. Unfortunately, the HOA I live in requires homeowners to maintain a front lawn, a

Continued on page 12

REBATES INCREASE FOR TURF REPLACEMENT PROJECTS

Receive up to \$3.50/square foot

In June, the San Diego County Water Authority, a sponsor of SDHS (see page 21), announced an increase for homeowners and others in the rebates available for replacing lawns with low-water options. The information below is taken from their website, www.watersmartsd.org. See the website for full details.

As San Diego County heads into summer and the peak season for water use, regional water-saving programs are growing thanks to two pieces of good news – a \$1 increase in the amount offered per square foot for replacing turf grass, and a major boost in grant funding to extend the San Diego County Water Authority's turf replacement program. Residents, businesses, homeowner associations and public agencies in San Diego County are now eligible for rebates of up to \$3.50 per square foot from regional programs for replacing turf grass with water-efficient landscaping options more suited to the county's semi-arid climate.

BEFORE



AFTER



"The increase in turf replacement rebates and additional money for our rebate program create a great opportunity to defray the cost of landscape upgrades that will increase the region's water savings," said Jeff Stephenson, a principal water resources specialist for the Water Authority. "Residents can improve the curb appeal of their homes and help the region respond to serious drought conditions at the same time."

In April, the Water Authority launched an outreach campaign – "When in Drought: Save every day, every way." – to promote voluntary water conservation efforts, thank residents and businesses for saving water, provide a one-stop resource for drought-related information in San Diego County, and raise awareness about efforts by the region's water agencies to make the region less vulnerable to water supply shortages. For more information, go to www.whenindrought.org.

Outdoor water use is a focal point of regional conservation efforts because about half of the water used at the typical home is for landscaping. WaterSmart landscapes can cut outdoor water use by up to 70 percent through a combination of plant

selection and irrigation technology. Turf replacement programs are designed to help residents, businesses and public agencies mitigate costs and other obstacles to making that conversion.

Turf replacement rebates of up to \$3.50 per square foot are the result of programs offered by the Water Authority and the Metropolitan Water District of Southern California. The Water Authority program offers \$1.50 per square foot. In May, MWD increased its incentive from \$1 to \$2 per square foot for its SoCal WaterSmart Turf Removal Program.

Water Authority and MWD rebates can be combined, though they require separate applications, and they include some differing requirements and limits. Both programs require participants to register and be approved for participation before removing turf grass. Details about the Water Authority's program and a link to MWD's program are at www.turfreplacement.watersmartsd.org.

"A lot of people don't really want their lawn, but they don't know what else to do with their yard," Stephenson said. "We offer lots of opportunities to help homeowners find a new look that will help stretch our limited water supplies."

Contact Information

San Diego County Water Authority's Turf Replacement Program, www.watersmartsd.org/programs/water-smart-turf-replacement-program, (866) 685-2322

Metropolitan Water District of Southern California's Turf Removal Program, www.socalwatersmart.com, (888) 376-3314





MY LIFE WITH PLANTS

By Jim Bishop

This is a continuing series of articles that chronicle Jim Bishop's experiences with plants and the effect they have had on his life.

1994 - Part I

1994 was a year of big changes and surprises for me. I was starting to be aware that there were other people in San Diego who shared my passion for gardening and plants. However, I knew very few of them. My backyard looked great, but almost no one other than me saw it. My father astutely noted that I wasn't going to make many friends gardening alone in the backyard. So I set out to find my fellow obsessive-compulsive garden and plant enthusiasts. Several years earlier I had joined the Rainbow Cyclists bike group and had made several new friends and biked many remote places in San Diego. So, when I heard of a new garden group called Rakes and Blades I quickly joined up.

Rakes and Blades was a group of gay men and their friends that met one Sunday a month, usually in a member's garden. It was here I met some colorful individuals and avid gardeners. At first I was intimidated by the Latin plant names they used and their insistence that we all learned them. I did learn a lot of Latin names, but I also learned that there are many people like me that had a somewhat limited capacity for learning words that they only heard once or twice. It seems to me that the visual, speaking and written word parts of my brain are not well connected. I can learn a plant name from reading a plant tag or article, but have no idea that it is the same name when I hear someone speak it.

Rakes and Blades seemed to run the gamut of gardeners and garden types. There were collectors who grew bromeliads, cactus, roses, or some other plant specialty. There were gardens of plants that were started by free cuttings, well-maintained gardens, gardens with chickens, and gardens that seemed to have no maintenance at all. At one of the latter gardens with broken pots, unplanted plants, waist-high weeds, piles of junk and several broken down trailers, the owners described their style as eclectic. However, someone in the crowd commented that it was better described as "Sanford and Son" (reminiscent of the 70's TV show).

We visited remote gardens tucked away in the back areas of the county, where the owners had created their own personal paradise. There were urban gardens full of tropical and exotic plants. All seemed impossibly creative and highly reflective of the owners' personal interests and tastes. Patrick Anderson hosted us in his then fairly new Fallbrook garden. The now famous succulent garden was still a citrus orchard, but you could already see his influence in the exotic and unusual plant choices. However, I recall him saying that he would never plant a prickly cactus in his garden. Tastes change, people change.

I also met the always entertaining Frank Mitzel; Laurie Connable, who at the time had a huge flower garden in Poway; Phil Favel, owner of an Elfin Forest garden with giant *Aloe dichotomas*; Tom Carruth, now curator of the roses at the Huntington; and the creative and artistic plant enthusiast, Alan Richards.




Jim's garden in 1994

I was fortunate and a little afraid to host a Rakes and Blades meeting at my own garden in Encinitas. I grew a lot more flowering plants than most the others in the club, but luckily the day I hosted was a spring day and everything was in bloom. The kind words and praise from everyone who attended provided inspiration to want to do even more.

In February of 1994, I was stung by a bee while bike riding, and somehow locked up my front wheel and plunged head first into the pavement on Carmel Valley Road. Among the injuries, most of my front teeth were chipped or cracked and one was knocked out. Several months later, I got much better-looking veneers and caps. That summer after a Rakes and Blades meeting I went to the beach and my car was stolen. It was found several weeks later and the stereo, my garden hat, and free plants from the meeting were gone, but, oddly, my checkbook and house keys were left behind.

In late August there was a Rakes and Blades meeting at Alan Richard's garden. Later in the day he was hosting a garden party to celebrate his mostly completed garden. It was a very hot and humid day and I puttered around in my garden so long that I missed the meeting. However, I did make it to the garden party. Alan's house and garden looked like something out of a magazine. He had a brightly colored rectangular koi pond at an angle across the back patio. From there paths led down into the garden. A group of three handsome men arrived and were paying a bit too much attention to me. Still a bit shy about my new teeth, I headed down into the garden to escape and ended up weeding crabgrass out of the cactus garden. When I returned to the house with cuts and scratches, one of the three in a navy blue tank top struck up a conversation with me. His name was Scott Borden.

To be continued...



Jim Bishop is President of San Diego Horticultural Society and a Garden Designer. 🌿

WELCOME NEW MEMBERS

We encourage our 1300+ members to be active participants and share in the fun; to volunteer see page 2. A warm hello to these new members:

We welcome the Leichtag Foundation as a sponsor.
Learn about them at www.leichtag.org.

| | |
|-------------------|--|
| Mary Davis | Else K. Sjostrand Ottesen |
| Paul Harrison | Donald Smith |
| Greg Howard | Marilynn Stoke |
| Kathleen Marshall | Carmen & Lois Vertullo, Carver Engineering and Manufacturing |

HORT BUCKS ARE GREAT!

Kudos to these members whose friends joined in 2014; they earned Hort Bucks worth \$5 towards name badges, garden tours, dues and more! To get your Hort Bucks ask your friends to give your name when they join.

| | | | | |
|-----------------------|---------------------|-----------------------|--------------------------|----------------------|
| Annette Beaty (1) | Cindy Essary (1) | Sonja Hunsaker (1) | Joan Oliver (1) | Laura Starr (1) |
| Gleneva Belice (2) | Kathy Esty (1) | Victoria Lea (1) | Gayle Olson Binder (1) | Susi Torre-Bueno (1) |
| Linda Bresler (1) | Kimberly Fraker (1) | Patricia Leon (1) | Laird Plumleigh (1) | Annie Urquhart (1) |
| Briggs Nursery (1) | Meredith Garner (1) | Suellen Lodge (1) | Barbara Raub (1) | Tami Van Thof (1) |
| Carol Donald (1) | Kelly Griffin (1) | Vicki Lugo (1) | Tammy Schwab (1) | Roy Wilburn (1) |
| Beatrice Ericksen (1) | Julie Hasl (2) | Dannie McLaughlin (2) | Stephanie Shigematsu (1) | |
| Dave Ericson (1) | Jenny Hawkins (1) | Rebecca Moore (1) | Cindy Sparks (1) | |
| Lori Davis (1) | Devon Hedding (1) | Anne Murphy (1) | Scott Spencer (1) | |

SPONSOR MEMBERS (names in bold have ads)

Agri Service, Inc.

Allée Landscape Design

Anderson's La Costa Nursery

Aristocrat Landscape, Installation & Maintenance

Barrels & Branches

Benoit Exterior Design

Botaniscapes by Tracey

Briggs Tree Company

Buena Creek Gardens

Cedros Gardens

City Farmers Nursery

Coastal Sage Gardening

Columbine Landscape

Cuyamaca College

Chris Drayer, ASLA

www.EasyToGrowBulbs.com

Evergreen Nursery Garden Design

Glorious Gardens Landscape

Grangetto's Farm & Garden Supply

Green Thumb Nursery

Kellogg Garden Products

KRC Rock

Legoland California

Leichtag Foundation

Mariposa Landscape and Tree Service

Moosa Creek Nursery

Multiflora Enterprises

Nature Designs Landscaping

Ornamental Gardens By Lisa

Pat Welsh

Renee's Garden

Revive Landscape Design

San Diego County Water Authority

San Diego Home/Garden

Lifestyles

San Diego Hydroponics & Organics

Serra Gardens

Landscape Succulents

Solana Succulents

Southwest Boulder & Stone

Sterling Tours

St. Madeleine Sophie's Center

Sunshine Care

Sunshine Gardens

The Wishing Tree Company

The Worms' Way

Walter Andersen Nursery

Weidners' Gardens

Waterwise Botanicals

Westward Expos

LIFE MEMBERS *Horticulturist of the Year

*Chuck Ades (2008)

*Walter Andersen (2002)

Norm Applebaum & Barbara Roper

*Bruce & Sharon Asakawa (2010)

Gladys T. Baird

Debra Lee Baldwin

*Steve Brigham (2009)

Laurie Connable

*Julian (2014) & Leslie Duval

*Edgar Engert (2000)

Jim Farley

Sue & Charles Fouquette

Penelope Hlavac

Joyce James

Debbie & Richard Johnson

*Vince Lazaneo (2004)

*Jane Minshall (2006)

*Brad Monroe (2013)

*Bill Nelson (2007)

Tina & Andy Rathbone

*Jon Rebman (2011)

Peggy Ruzich

San Diego Home/Garden

Lifestyles

Gerald D. Stewart

*Susi Torre-Bueno (2012)

& Jose Torre-Bueno

Dorothy Walker

Lucy Warren

*Evelyn Weidner (2001)

*Pat Welsh (2003)

Betty Wheeler

DISCOUNTS FOR MEMBERS

(see ads for more discounts)

Get a 15% discount at Briggs Tree Co.

(www.briggstree.com; tell them to look up the "San Diego Hort Society Member" account).

Get a 10% discount at San Diego Botanic Garden on Family/Dual or Individual memberships. Just state you are a current member of SDHS on your membership form. It cannot be done online, so mail it in or bring it to the Garden. Info: skubrock@sdbgarden.org.

Join Grangetto's FREE Garden Club for coupons and tips delivered to your inbox. www.grangettos.com/garden.

Davey Tree Expert Company offers a 10% discount to SDHS members.

Get a 25% discount at all 5 locations of San Diego Hydroponics & Organics (www.sdhydroponics.com). ☺



Low Water Gardening for Coastal San Diego

Gardening in Southern California brings much joy and some unique opportunities. We are lucky in the San Diego area to be able to cultivate such a wide assortment of plants and grow them year round. There is one area, however, as good gardeners where we also need to be good stewards – and that is water. We must control our impulses and think before we plant.

If you are planting a new garden, plan your garden to be water efficient. Using low water plants or native plants can significantly reduce water requirements. Grouping plants together that have similar water needs and using rock, mulch or patios as an alternative to turf can also save water (and money) in the long run. For more tips on low water gardening, check out the latest issue of our newsletter online at: <http://www.sdbgarden.org/newsletter.htm>.

Thursday Family Fun Night: Now through August 28

Pack up the kids and enjoy some outdoor family fun at Thursday Family Fun Nights, taking place at the Hamilton Children's Garden from 4:30 – 8 pm each Thursday, now through August 28. San Diego's own Buck Howdy performs August 7 from 6-7 pm. Local favorite Hulabaloo performs August 28, from 6-7 pm.

Thursday Family Fun Nights are funded in part by the City of Encinitas and the Mizel Family Foundation Community Grant Program, and are also sponsored in part by The Rancho Santa Fe Rotary Club. Event is free with paid admission or membership.

Sculpture in the Garden: Now through April 2015

This unique exhibition showcases sculptures from 33 regional artists installed in the lush, picturesque setting of the San Diego Botanic Garden. Curator Naomi Nussbaum has orchestrated an eclectic exhibition ranging from functional garden artwork to large abstract pieces, with an emphasis on diversity of media and scale. Visitors are invited to take a self-guided tour with the Garden's Sculpture Map. ☺

▼SDHS SPONSOR



Create a serene setting with landscape materials from SWB. Visit our two locations in San Diego.



Southwest Boulder & Stone
 Fallbrook - 760.451.3333
 Pacific Beach - 619.331.3120
 www.southwestboulder.com

▼SDHS SPONSOR



Like us!

got virgineum?

AEONIUM CANARIENSE VIRGINEUM. 1-GALS. *only* \$3.90!

*1 GALS. REG \$5.90. LIMIT 20. OFFER GOOD WHILE SUPPLIES LAST OR UNTIL 9/30/14.

Drought-tolerant...fire-resistant...exclusively succulents.

SERRA GARDENS
 LANDSCAPE SUCCULENTS
 760-990-4762



"One of San Diego County's finest nurseries."
 — San Diego Home/Garden Lifestyles Magazine

897 Quail Hill Road, Fallbrook. Entrance off Santa Margarita Drive.
 NEW HOURS: Tuesday through Saturday, 8:00 a.m. to 4:00 p.m.

YOU CAN BUY OUR PLANTS ONLINE! WWW.CACTI.COM

■ Volunteer Spotlight Continued from page 8

rule which I would love to have changed, especially since our state is experiencing a terrible drought.

Anything else you'd like to add?

Thank you for welcoming me to the SDHS with such open arms! I am so excited to be a part of this organization and look forward to meeting each and every member! Happy Gardening! 🌿

■ Trees Please Continued from page 5

Dark-green leaves typically result from higher amounts of chloroplasts and more absorption of sunlight, although it is common for the undersides to be much lighter than the uppers. These may create a perception of receding into a landscape, often looking best in backgrounds, unless a focal point is desirable. Examples are flooded gum, crape myrtle, California laurel, strawberry, carob, swamp mahogany, and avocado. If you are lucky enough to have room, a variety of juxtaposed trees creates amazing contrast and interest. Why not enhance a sense of peacefulness or excitement in your garden using trees?

Interesting articles:

Select tree attributes: <http://tinyurl.com/augtree1>

Read about tree color: <http://tinyurl.com/augtree2>

Member Robin Rivet is an ISA Certified Arborist & Tree Risk Assessor; UCCE Master Gardener; contact her at robin@sandiegotreemap.org.

三
 SAN DIEGO
 JAPANESE
 FRIENDSHIP
 GARDEN
 園
Docents sought for fall 2014
 For more information or to apply, visit:
<http://tinyurl.com/JFGDocent>

■ **Succulents for Shade** Continued from page 7


shade. Red-tipped yellow flowers on stalks appear in spring. Cold tolerant to 25°F.

Gasteria acinacifolia, Giant Gasteria. Grows to 2' tall with a 2' spread, and is the largest of the gasterias. Thick dark green leaves with attractive white spots. Three-foot red-orange nectar-rich flower in spring attracts hummingbirds and bees. Prefers partial sun or shade. Cold tolerant to 25°F.

Crassula ovata 'Gollum' is a hearty jade with interesting leaves that form suction-cup-shaped tips. Named for a J.R.R. Tolkien character. Develops thick trunks with age. Great for bonsai cultivation. Pinkish white star-like flowers appear in late fall and early winter. Plant in full sun or bright shade. Cold tolerant to 25°F.

Portulacaria afra, Elephant Food. Upright growing with delicate green leaves on reddish-brown stems. Can be kept almost any size with pruning. Does well in sun or shade. Cold tolerant to 25°F.

Agave attenuata, Foxtail agave. One of the few agaves that can thrive in shade. Known for its soft leaves, makes a good landscape plant along walkways. Grows to five feet tall with a six to eight foot spread. Cold tolerant to 35°F.



See more succulents at Serra Gardens Landscape Succulents (a sponsor of SDHS) in Fallbrook; address in ad on page 12. ☞

▼ **SDHS SPONSOR**

Over 500 types of stone and boulder for your **Water-Wise Garden.**

Flagstone
Pavers
Pathway DG
Boulders...
and so much more...

Our creative and knowledgeable staff will help you make the best selections for the garden of your dreams.

Natural Stone & Boulder Supply

San Marcos (760) 744-1036
Poway (858) 748-3953
Lakeside (619) 443-8153

1 800 KRC ROCK (1 800 572-7625) www.KCRCRock.com

▼ **SDHS SPONSOR**

Great Results Start with Great Soil!

KelloggGarden.com is proud to support the *San Diego Horticultural Society* for a greener world

EarthRich logo with social media icons for Facebook, Twitter, and YouTube.

▼ **SDHS SPONSOR**

Garden Design and Maintenance

619 223 5229 coastalsage.com

▼SDHS SPONSOR

Don't just dream it.
Grow it!




AGRISERVICE

Compost • Mulch • Organic Recycling

www.agriserviceinc.com
orders@agriserviceinc.com

Sharon May
(800) 262-4167

▼SDHS SPONSOR

NORTH COUNTY'S MOST UNIQUE
ASSISTED LIVING COMMUNITY



Call Anna for a Personal
Tour of our Homes,
Greenhouse and
Organic Fields.
858-674-1255 x 202

**SUNSHINE
CARE**

A Community of
Assisted Living Homes

Member of the
SD Horticultural Society

www.sunshinecare.com

12695 Monte Vista Road
Poway, CA 92064

Lic#374601087

*Specializing in Memory Care,
Intergenerational Programs
and Horticultural Therapy*

- 86 bed, 32 acre community featuring 5 organic gardens, a greenhouse, fruit orchards and California wildflowers.
- Organically grown fruits, vegetables and herbs used in our home cooked meals.
- Only 15 minutes from Del Mar and La Jolla on Route 56.
- FREE Ongoing *Garden Lecture Series* for serious garden enthusiasts. Join us!
- Composting & Vermiculture Program
- Intergenerational Seed to Table Program.



SHARING SECRETS

This column is written by you, our members! Each month we'll ask a question, and print your responses the following month. You can find copies of previous Sharing Secrets on our website at <https://sdhort.wildapricot.org/SharingSecrets?eid=1093874>. Also, you can continue the discussion by adding new replies online to Sharing Secrets topics. Here's your chance to comment on how the plants you mentioned two years ago are doing today, or to suggest another way to do something in the garden.

The question for August was:

What are you making with produce, flowers, or other things from your garden? (Thanks to Tandy Pfof for suggesting this topic.)

Evey Torre-Bueno: I'm making pesto with basil from the garden. I put it in zip-lock baggies, press it flat, and freeze it. It's so easy to break off a small piece of frozen pesto to use for pasta, salads, etc, and it keeps for a very long time once frozen. It makes a great hostess gift, too.

Enid Sherman: We make lemonade. Waiting for our tangerines, but in the meantime a friend gave us tangerines, blood oranges, kumquats and oranges. My husband loves to make jam and marmalade with all the above. Also candied kumquats. I squeezed some yummy OJ today!

Nancy Gordon: Last night I made zucchini frittata with a fire roasted tomato sauce, roasted green beans, huge garden salad; only the egg whites and rice flour were from the store. I don't know about chickens in downtown Cardiff, and have no room for rice on our tiny lot.

Linda Chisari: Well, the tomatoes have ripened earlier than ever before. I picked the first two, one 'Juliet' and one 'Carmello', on June 9th. I think the awful heat wave in May must have provided a boost. These tomatoes were planted on March 19th (from seedlings purchased from The Natural Gardening Company in Petaluma). Now I'm making and freezing tomato sauce daily in quart snap-baggies. This should assure an ample supply of tomato sauce/soup for the year to come! I also harvested 18 heads of elephant garlic a week ago and braided them. I have them hanging in the garage where it's very warm and dry.

Alan Benner: Having a hard time growing tomatoes and cukes. We enjoy feeding the birds and watching them in our garden, particularly drinking out of the water feature.

Candace Kohl: I don't grow anything edible, but do have flowers and greens I share. I have provided centerpieces for a number of dinners and lunches for non-profits I am involved with (mostly for scholarships for science or study abroad). I have lots of Protea family plants: leucodendrons and pincushions etc. These provide flowers and filler in large amounts and are materials that last a long time. The filler material is much in demand, and friends will call me up and ask for it. This is a very satisfying way to prune the bushes.

Dale Rekus: As a member of the Point Loma Garden Club, I volunteer to create a floral arrangement for the local library branch several times a year. The plant material that goes into those arrangements usually comes from what I grow. I also propagate plants from my garden to be donated to my garden club's annual spring plant sale.

Jim Stelluti: My friends Helen and Arthur grow lots of fruits and vegetables in their La Jolla garden. I am lucky enough to be the recipient of: zucchini, green peppers, broccoli, lemons, green beans, garlic and scallions. I make a frittata: I cook all the ingredients half way and then add 6 eggs. I use Mrs. Dash (no salt seasoning) and crushed

red pepper flakes. I heat until eggs are cooked. Thank you, Helen and Arthur Dawson.

Susan Pituch: I make the most delicious lemon verbena ice cream with leaves from my lemon verbena bush! Use the leaves to infuse the cream and/or the sugar before making the ice cream. Adds a wonderful dimension of lemon flavor. The Lemon verbena ice cream recipe is easy and no ice cream maker needed.

Lemon Verbena Ice Cream

Finely grated rind of 1 large lemon
3 Tbsp. lemon juice
1 cup sugar
1-1/2 cup half & half
1/2 cup heavy cream
1/8 tsp. salt

Combine first 3 ingredients and stir to mix. Stir in half & half, cream and salt, mixing well. Pour mixture into glass dish (8" x 8" or smaller), cover with plastic wrap, and put in freezer. Freeze until solid around the outside and mushy in the middle, about 4 hours. Stir well with wooden spoon to break up lumps, cover and return to freezer until firm. To add lemon verbena flavor add a few lemon verbena leaves to the dry sugar overnight and/or put leaves in cream overnight before making mixture.

Una Marie Pierce: I've been making fig/strawberry jam, steaming and eating Brussels sprouts, and making bouquets to give to my Meals on Wheels clients with the abundance of feverfew flowers. I also dry the feverfew for tea. Just starting to get tomatoes and I'm guarding every one for my lunch salad. What a lot of work organic gardening is.

Marilyn Wilson: I made a floral arrangement using only flowers and foliage from my garden, and won a blue ribbon at the Vista Garden Club standard flower show.

Connie Forest: Discovered a new way to use up yellow squash. Grated and drained they make wonderful pancakes, like potato pancakes only better. With a little sour cream, Yum!

William Skimina: I made three blackberry pies since the beginning of this month (June). We hope to make some jelly, too. The two Navaho plants here are loaded with hundreds of berries, and we pick almost every other day.

Annie Urquhart: I pick the squash flower in the morning and rinse and dry them. Then I use egg, rice flour, and panko crumbs to coat the flowers and then fry them up. Yummmm, good!

Susan Krzywicki: I am making "short-trajectory-supply-chain food packets." In other words, I am just popping the berries off the bushes and into my mouth.


Jane Coogan Beer: Ratatouille.

Al Myrick: Guardian angels, owls, other birds, fish, and murals, and old men faces and brooms, all carved from palm fronds and palm fruit sheaths.

Ruth Sewell: Took a picture of my "blooming" Dragon Tree and entering it in the senior photo contest.

Lynn Paine: I have a wonderful vegetable garden from which I can peas, tomatoes and green beans. I make and can a zucchini squash and tomato salsa, which is my favorite. I also can enough for my friends and myself. I make and can applesauce from my Granny Smith apple

▼SDHS SPONSOR

| | | |
|--|---|--|
| 12755 Danielson Court Poway, CA 92064 (858) 513-4900 FAX (858) 513-4790 Open 9-5, 7 days a week |  | 3642 Enterprise Street San Diego, CA 92110 (619) 224-8271 FAX (619) 224-9067 Open 8-5, 7 days a week |
| Free Garden Classes at both locations on Saturday mornings www.walterandersen.com | | |

▼SDHS SPONSOR

"It's the bible of local gardening."

Pat Welsh's
SOUTHERN CALIFORNIA
ORGANIC GARDENING:
Month-By-Month

COMPLETELY REVISED AND UPDATED
Available at select nurseries
and bookstores everywhere
Published by Chronicle Books
www.PatWelsh.com



▼SDHS SPONSOR

Sophie's Organic Garden



By purchasing garden items from Sophie's Organic Garden you are providing the opportunity for over 400 adults with developmental disabilities who attend St. Madeleine Sophie's Center to discover, experience and realize their full potential.

\$10 off with this coupon*

2119 E. Madison Ave. | El Cajon, CA 92019
www.stmsc.org | 619.442.5129

Open Mon - Fri 8 to 4 (year round) and Sat 9 to 3 (March 15th - Oct. 31st)
*With purchase of \$50 or more

▼ SDHS SPONSOR



Solana Succulents
 • Rare & Exotics • Container Gardens

Jeff Moore
 355 N. Highway 101
 Solana Beach, CA 92075
 (858) 259-4568
 www.solanasucculents.com



10% Discount for SDHS Members with this ad

▼ SDHS SPONSOR



Sunshine Gardens
 It's time to plant ... Come on Down!

We have just about everything the gardener in you is looking for:

- ☛ Bedding Plants ☛ Shrubs
- ☛ Citrus ☛ Houseplants
- ☛ Vegetables ☛ Fertilizers
- ☛ Soils ☛ Seed
- ☛ Trees ☛ Pottery

When you're here also visit Elizabethan Desserts & Twigs by Teri

www.sunshinegardensinc.com

Open 7 Days Monday-Saturday 7:00-5:00; Sunday 9:00-4:00



▼ SDHS SPONSOR

-YOUR ORGANIC HEADQUARTERS-
 Quality Products • Expert Advice • Friendly Service

- Plant Food & Nutrients
- Amendments & Mulch
- Seed & Sod
- Veggie & Flower Packs
- Garden Tools
- Water Storage
- Irrigation
- Vineyard Supplies
- Echo Power Tools
- Bird Feeders & Seed
- Pest & Rodent Control
- Weed Control



Visit Our New WEBSITE And Join The CLUB!!

gardenclub JOIN TODAY!!



www.granettosgardenclub.com
 A growing database of articles, tips, how-to's, workshops and more!

| | | | |
|--|---|--|--|
| ESCONDIDO 1105 W. Mission Ave 760-745-4671 | ENCINITAS 189 S. Rancho Santa Fe 760-944-5777 | VALLEY CENTER 29219 Juba Road 760-749-1828 | FALLBROOK 530 E. Alvarado St. 760-728-6127 |
|--|---|--|--|

trees, and juice from my citrus trees. Lastly, I grow flowers in with my vegetables for my flower arrangements. By canning when I have plenty, I have fruit and vegetables all year around.

Mel Conomikes: I'm helping set up a community garden on a private property in Rancho Santa Fe. We'll have a shared kitchen area where we can make juices and smoothies with fruits and veggies straight from the garden.

Melody Huelsebusch: I make blessings with the things in my garden, particularly the overabundance of fruit from my citrus and avocado trees. They bear more fruit than I possibly can consume or juice. My neighbors always get more than their fill, and I still have more than the trees and I can bear. My solution is to call Harvest CROPS (619/318-3423) or visit www.harvestcrops.org to arrange for volunteers to come and pick my fruit, which they then deliver to food banks or rescue mission. I am happy to share God's bounty.

Tandy Pfost: I freeze extra for soups in the winter; tomato jam, lemon marmalade, preserved lemons; teas from lemon grass, lemon verbena, feverfew and other herbs; basil pesto to freeze; grilled eggplants and peppers, chili rellenos and dilly beans; lemon and passion fruit curd to freeze; cold salads with cucumbers and all the other stuff growing along with balsamic berry crisp. I think that is most of it.

Barb Huntington: Most of my dinners!

Paula Suttle: I once made a heart wreath out of the California pepper tree berries. Since then, I try to remember (sometimes I can't help it and other times I'm too exhausted or hot) to pick a beautiful bouquet from a plant that is at its best. When our children come for a visit I pick a small bouquet for their bedside. The raccoon ate my four tomato plants right down to the ground this summer, and as that is the only vegetable I grew this year, I gave up. Maybe it was a possum, and I think the wild animals are thirsty.

Barbara Patterson: I have a multi-graft peach tree that's producing enough to share, eat and preserve. The June Pride peaches are especially delicious this year, so I'm experimenting with variations on peach jam. First on the list? Jalapeno-Peach Jam with Siracha for my son and daughter-in-law, who love anything hot.



Megan Boone: I made this succulent container arrangement using cuttings and rooted plants from my landscape.

Mike & Carol Brewer: We are growing a number of different kinds of Native American winter squash (Seminole, Ute, Acoma, Hidatsa, Chimayo, and Yoeme Segualca). We plan to use them for decoration and, of course, we will cook them to determine which are worth growing again next year. We are also growing three kinds of gourds (Small Dipper, Tennessee Dancing, and Hopi Rattle), which we will try to decorate

using the ancient Hawaiian method called *Pawehe*. [Here's a fascinating YouTube video: www.youtube.com/watch?v=esNXzjLbwIw.]

The question for September is: What spring-blooming bulbs have you successfully planted in fall, and where did you buy them?

Send your reply by August 5 to newsletter@sdhort.org.

JULY 2014 PLANT DISPLAY

By Pat Pawlowski and Susi Torre-Bueno

What is the Plant Display?

Each month members bring in plants, cuttings or flowers and put them in blue bottles on our display tables. What a great way to see what plants grow well in our area. EVERYONE is invited to participate. All plants are welcome. Write descriptions similar to those below, and put them with your plant(s).

Join the fun and bring something to the next meeting. We thank those people who brought in plants to show to other members.

Calliandra californica BAJA FAIRY DUSTER (Fabaceae) Mexico (Baja California)

This slow-growing evergreen shrub from Baja has tiny, dark green, ferny leaves, and grows to about 3-5' tall by 5-6' wide. The red flowers, which are borne nearly non-stop, look like powderpuffs and attract hummingbirds, bees and butterflies. Self-seeds gently in the garden. Tolerant of most soil types (including clay) and hardy to about 20°F. (Susi Torre-Bueno, Vista, 7/14) – S.T-B.

Peritoma arborea (= *Isomeris arborea*, *Cleome isomeris*) BLADDERPOD (Capparaceae) Arizona, California; northern Baja California (Mexico)

Recently renamed *Peritoma arborea*, but previously known as *Isomeris arborea* (and prior to that as *Cleome isomeris*), this adaptable drought-tolerant evergreen shrub (native to San Diego and most of California) makes a good landscaping plant and attracts hummingbirds to your garden. Indispensible for wildlife gardens. Butterflies and bees also take nectar from the abundant tubular yellow flowers. This is a host plant for Becker's White Butterfly. Has attractive (but odiferous) blue-green leaves. Grows in full sun to part shade to 3-6' tall and wide. [For an article about this plant see the February 2011 newsletter.] (Pat Pawlowski, El Cajon, 7/14) – P.P.

Proboscidea parviflora* ssp. *parviflora DOUBLECLAW, DEVIL'S CLAW, UNICORN PLANT (Martyniaceae) Southwest U.S.; Northern Mexico

And now for something completely different! The member who brought this plant to our meeting said that she hadn't planted it and it was a complete mystery as to how it came to be growing in her yard; this was the first year she had seen it. Fortunately, another member recognized the distinctive seedpod, which quickly led to an accurate

▼SDHS SPONSOR

Steve & Shari Matteson's

BUENA CREEK GARDENS

Not Just a Plant Nursery, A Botanical Destination!
Visit our website for details about special activities and sales.
WINTER HOURS: 9am - 4pm Friday, Saturday & Sunday



418 Buena Creek Road
San Marcos, 92069
(760) 744-2810

www.buenacreekgardens.com

10% discount for SDHS members

▼SDHS SPONSOR

botaniscapes by tracey
Landscape Design Services

760.644.4944
Tracey@botaniscapes.com
www.botaniscapes.com

▼SDHS SPONSOR

Nursery, Maintenance & Design
Unusual plants, pottery and gifts

10% discount for SDHS members

Barrels & Branches

Open daily 8am to 5pm
1452 Santa Fe Drive, Encinitas
(760) 753-2852
www.barrelsandbranches.com

▼SDHS SPONSOR

Anderson's La Costa Nursery & Garden Design Center

- ◆ Open daily 8AM to 5PM
- ◆ Full service Nursery and Garden Design Center
- ◆ Huge selection of unique indoor & outdoor plants
- ◆ Large selection of pottery, statuary & decor
- ◆ Experienced professionals to answer your questions

SDHS Members enjoy a 10% discount

**400 La Costa Avenue
Encinitas, CA 92024
760-753-3153**

Web: www.andersonslacostanursery.com
E-mail: info@andersonslacostanursery.com

Association of Professional Landscape Designers

Find A Designer Near You
Just Type In Your Zip Code
on www.APLDCA.org

Where Residential
Landscape Design Begins



Proboscidea parviflora ssp. *parviflora*

name. This unusual annual is quite sticky to the touch, and the foliage, when touched, has an unpleasant scent. For a fascinating article about Devil's Claws, see <http://waynesword.palomar.edu/ww0801.htm>. According to Wikipedia, "It is native to the desert southwest of the United States and northern Mexico, where it grows in sandy, dry, and disturbed habitat and blooms during the hot summer. This is an annual herb growing from a taproot and producing sprawling, spreading stems. The leaves have rounded, oval, or roughly triangular



Jose Torre-Bueno

Devil's Claw seedpods (from the plant displayed)

blades up to 15 centimeters long which have smooth edges or faint lobes or teeth. The inflorescence is an array of several showy bell-shaped flowers with five lobes flaring several centimeters wide. The flower is white to pink or purple, sometimes with mottling or lines of spots in the throat, and often a purple blotch on the upper lip. A yellow nectar guide extends along the lower lip. The fruit is a large seed pod many centimeters long, a cylindrical body tapering into a very long, thin, curving tail. As the fruit dries the tail cracks open and splits into two hooked, claw-like halves. The young fruits and seeds were used for food and the dark-colored hardened dry fruits were used in basketry local Native Americans." (Annie Urquhart, Lakeside, 7/14) – S.T-B.


In addition to the plants described above, those below were also displayed.

What's that in front of the plant name? Plants marked **3** are fully described in the *Plant Forum Compilation*. See www.sdhort.org for details on how to order this valuable reference tool.

Can you spot the phony plant this month? The phony plant in the May newsletter was *Cestrum fasciculatum* 'Newly Married'.

- Crinum* sp. or cv. (Susi Torre-Bueno, Vista, 7/14)
- 3 *Plumeria rubra* 'Penang Peach' (Gladys Baird, Encinitas, 7/14)
- 3 *Origanum* 'Bristol Cross' BRISTOL CROSS OREGANO (Susi Torre-Bueno, Vista, 7/14)
- 3 *Origanum* 'Double Cross' DOUBLE CROSS OREGANO (Plant Nutt, Vista, 7/14)
- Watsonia* sp. or cv. (Susi Torre-Bueno, Vista, 7/14) ☞





1650 El Prado #105,
San Diego, CA
92101-1684

\$30. *including tax*

Available Online.

Visit www.sdfloal.org

Learn the San Diego Floral Association history by reading articles written by the founding members and authors who came after them.

256 pages. See pictures of members, flower shows, early magazine covers and other activities.

Enjoy the long history of our magazine.
Available at SDFA office.

SDHS Nametags

Sturdy magnet-back nametags are just \$10

To order go to www.sdHORTSoc.org and click on **SHOP** or buy one at any monthly meeting.



SAN DIEGO HORTICULTURAL SOCIETY

Your Name Here

SCENT-SATIONAL PLUMERIA: KEY LEARNING POINTS

July Meeting Report

By Donna Tierney

Plumeria expert Mike Atkinson provided some wonderful information and helpful hints for growing plumerias in Southern California. Mike fell in love with plumerias twenty years ago when his father-in-law gave a broken piece to Mike's son. The piece was put into the ground and thrived! Mike now has over a hundred plants in the ground and over five hundred in pots on his property. Mike's presentation was focused around three non-negotiable principles for success with plumerias and on the most frequent questions he gets about plumerias. Plumerias love neglect! Leave them alone, but provide the appropriate growing conditions:

Non-negotiable Principles:

1. Full Sun 6-8 hours per day. They love the heat and it causes the roots to grow, which promotes blooming. Black pots work best because they provide additional heat.
2. Don't overwater! Water them, and don't water again until the plant is completely dried out. Wet feet will kill plumeria plants.
3. Feed potted plants and change the soil at least every 1-2 years.

Frequently Asked Questions:

1. How many plumeria varieties are there? 465 registered varieties, but there are thousands of actual varieties because each plant is unique based on 54-55 chromosomes in each plant. The chromosomes affect size, color, and scent.
2. When is plumeria season in Southern California? They begin leafing out in March/April; bloom late May-Oct; dormant from Nov-Feb.
3. How do they do in winter? They do fine outside as long as the temperature doesn't drop below low 30s(F). In-ground plants that are larger do better in the cold. Cover them with blankets or sheets if you suspect a hard frost. Move potted plants indoors.
4. Why are my plants not blooming? Plumerias need a well-developed root system and the appropriate growing conditions to bloom. (See non-negotiable principles.)
5. Do plumerias smell stronger in Hawaii? Yes. The humidity affects the scent production and causes it to smell stronger.
6. What fertilizers should I use? Mike recommends using Epsom Salts (Magnesium Sulfate). A diluted solution of ½ tablespoon to a gallon of water can be used each time plant is watered. Plants growing in the ground do not need to be feed. A balanced fertilizer (16-16-16) is good. Growers use seaweed extract, Superthrive, Osmocote, Miracle-Gro, and root stimulators. Plants can also be top dressed with composted horse or steer



Display from the
Plumeria Society
(closeup below)

- manure, coffee grounds, or Kellogg Patio Plus.
7. How do you propagate plumeria? Various methods can be used for propagation: grafting, water rooting, bag rooting, and moist perlite in pots. Seed propagation takes longer to produce blooming plants, but is great for creating hardy rootstock.
 8. What plants are complimentary to plumeria in landscape designs? Because plumeria are drought tolerant plants, California natives and succulents do well when planted together with them. Yarrow, elderberry, fairy duster, and giant chain ferns are also complementary. You may not want to use plumeria as a focal point in your landscape design because it loses its leaves in winter.
 9. What pests can affect plumeria? Aphids, ants, and white flies can affect plumeria. On rare occasions, borer beetles can infest a plant. Rust is sometime a problem in coastal areas because of high humidity. Gophers don't usually bother these plants because of their toxic sap.
 10. When is the best time to repot plumeria? To ensure that plants are healthy and strong before winter, finish repotting by July and don't put anything in the ground after June.

Got more questions? Check out the website for the Southern California Plumeria Society; better yet, become a member! www.socalplumeriasociety.com.

Thanks, Mike, for an excellent presentation! Members who missed this meeting can borrow a video of it at the next meeting they attend.

THANK YOU MEETING DONORS:

Thanks to the following for their generous door prize donations:

- Mike Atkinson (5-gallon plumeria)
- Stacy Atkinson (stunning lei made from their own flowers)
- Southern California Plumeria Society (5-gallon plumeria)
- Green Thumb Nursery (books & cutting board)



Some of the many shade of San Diego grown plumerias



PACIFIC HORTICULTURE TOURS

San Miguel de Allende

Pacific Horticulture Society heads south of the border in February 2015 for an exploration of Mexico's delightful colonial cities. San Miguel de Allende is a city that manages to be both quaint and cosmopolitan at the same time. Once an important stop on the silver route between Zacatecas and Mexico City, its historic center is filled with well-preserved buildings from the 17th and 18th centuries. With its narrow cobblestone streets, leafy courtyards, fine architectural details and sumptuous interiors, San Miguel de Allende is arguably the prettiest town in Mexico. Making San Miguel de Allende our base, we'll explore this charming village and nearby historic colonial cities Guanajuato and Dolores Hidalgo. The itinerary includes exclusive private garden visits and the famous Sunday Home and Garden tour. We'll enjoy the finest regional cuisine including lunches at Casa de Sierra Nevada and our farewell luncheon at Nirvana.



Due to popular demand, two trips are being offered: February 5-11 and February 11-17, 2015. At press time the trips were already over 50% full, so if you have always wanted to visit these charming colonial cities, get your reservations in now.

SDHS is an affiliate member of the Pacific Horticulture Society. Producers of *Pacific Horticulture* magazine, PacHort tours are operated by SDHS sponsor, Sterling Tours. For more information and reservations, please call 800-976-9497 or visit www.sterlingtoursltd.com.

Renew Now at www.sdhort.org - It's quick and easy!

| Membership Type | Online Newsletter | Printed Newsletter |
|-----------------------------|-------------------|--------------------|
| Individual - 1 year | \$30 | \$42 |
| Individual - 3 years | \$80 | \$116 |
| Household - 1 year | \$45 | \$57 |
| Household - 3 years | \$125 | \$161 |
| Group or Business - 1 year | \$50 | \$62 |
| Group or Business - 3 years | \$140 | \$176 |
| Student - 1 year | \$16 | \$28 |
| Life Member | \$700 | \$700 |

Pay online for dues or events: When paying online you do *not* need a PayPal account. To pay with a Credit Card, click on the "Don't have a PayPal account?" link at the bottom of the payment page and this brings up instructions for paying with a credit card.

**SDHS members...
SAVE \$4 on
*Pacific Horticulture***

Only \$24/year brings you a beautiful full-color magazine all about West Coast gardening!

Each fascinating issue has articles on places to visit, unique gardens, plant info, and lots more.

To get this great deal, go to www.pacifichorticulture.org/join and use discount code SDHS2013



**Purchase SDHS Note Cards at our meetings
10 cards/\$10**

Last year we had a photo contest for striking images to be used on a set of note cards. The photos used range from succulents to seeds to garden vistas. These lovely cards are blank inside, perfect for gift giving, thank you cards, holiday greeting cards, birthday cards, or any special occasion (or you can frame them). Buy a set (or several) at the next meeting you attend.



25 Years Experience in So. California



Daniel F. E. Cannou
Consulting Horticulturist

Sunset Horticultural Services
(760) 726-3276

Professional solutions to problems with plants, soil and irrigation

Landscape renovation
Complete landscape care

Recent SDHS Workshops



Barbara Raub

Ari Tenenbaum teaching the July Free Workshop on Edible Landscaping for the Mediterranean Climate



Carol Lane

Jeanne Meadow (in orange shirt) teaching SDHS volunteers at a special workshop on succulent containers.



Carol Lane

Jeannette Shields working on her succulent creation at Jeanne Meadow's workshop.

SDHS SPONSOR



San Diego County Water Authority eGuide to a WaterSmart Lifestyle



The "eGuide to a WaterSmart Lifestyle" is your go-to resource for living water-efficiently in San Diego County. This free digital magazine includes:

- Inspirational plant & garden photos
- Animated graphics
- Helpful videos
- Home & garden calculators
- Plant finders
- Design tools
- Interactive maps
- Rebates & Incentives

Visit watersmartsd.org/residential-guide



Change Service Requested



August Featured Garden: Guided Twilight Walk at San Elijo Lagoon Wednesday, August 13, from 5:30 PM - 7:00 PM

Escape the heat and join us for a cool docent-led early evening walk at San Elijo Lagoon. You'll learn about the ecology of this lagoon that makes this a special place. San Elijo Lagoon Ecological Reserve is located between Encinitas and Solana Beach, extending to Rancho Santa Fe.

We will explore part of the 979-acre reserve, home to hundreds of species of unique plants and animals. San Elijo Lagoon is one of the largest coastal wetlands in San Diego. Trails wind through 6 plant communities, home to:

- 400 species of plants * 300 species of birds
- 20 species of reptiles and amphibians
- 26 species of mammals

Learn more and register at:
www.sdhort.org




What's Happening? for AUGUST 2014

The SDHS is happy to publicize items of horticultural interest. See other side for resources & ongoing events.
Send calendar listings by the 10th of the month before the event to Neal King at calendar@sdhortsoc.org.

▼ SDHS Sponsor

DISCOVER EVERGREEN NURSERY



Landscaping? Relandscaping?
Just Sprucing Up Your Yard?

WHY PAY MORE?

BUY DIRECT FROM THE GROWER AND SAVE!

ONE STOP SHOPPING

Incredible selection. Over 500 varieties on 400 acres.
From small color packs to huge specimen trees.

DRIVE THRU SHOPPING

Use your car as a shopping cart!!!



UNBEATABLE VALUE

The discount houses and depots can't compete
with our grower direct prices.

Come on out and see for yourself!

- 1 gallon plants starting at \$2.90
- 5 gallon plants starting at \$9.00
- 15 gallon plants starting at \$35.00

PROMPT DELIVERY AVAILABLE

Summer Hours - call to confirm

Mon.-Thurs. 7:30-5:00; Fri.-Sat. 7:30-6:00, Sun. 9:00-5:00

Free Monthly Seminar

First Saturday of every month

*Starting at 10am at two locations:
Carmel Valley and Oceanside*

August 2: Landscaping With Succulents and Natives

Creating a beautiful landscape with succulents and natives without looking like a desert. Yes, it can be done and you'll also use a lot less water.

Each FREE seminar is approximately 1 hour long. Come to the location nearest you! Refreshments will be provided. Seminar attendees receive a coupon for an instant discount for any purchases made the day of the seminar!

To view our entire seminar schedule and check
our hours of operation, visit us at

www.evergreennursery.com

Send questions and comments to:
info@evergreennursery.com

Three Convenient Locations:

CARMEL VALLEY

13650 Valley Rd.
(858) 481-0622

OCEANSIDE

3231 Oceanside Blvd.
(760) 754-0340

*****NEW location (limited hours, call first):

EL CAJON

9708 Flinn Springs Rd., (619) 443-0873

Events at Public Gardens

❖ **Alta Vista Gardens** Contact info on other side
See www.avgardens.org for events & classes

❖ **San Diego Botanic Garden** Contact info on other side

Aug. 30, 9am-12pm, Build Your Own Hydroponic Fall Garden: Learn the principles of the hydroponic wick method by building your own sustainable garden. Members \$75, non-members \$90. Register by Aug. 22.

Aug. 30, Sept. 13, 27, and Oct. 11, WaterSmart Landscape Makeover Series: Designed to provide homeowners with a comprehensive overview and the basic skills necessary for the successful conversion of a traditional turf yard in to a WaterSmart Landscape. Info and register: (619) 295-5115 x221 or abenson@delorenzo-intl.com.

❖ **The Water Conservation Garden**

Contact info on other side

Aug. 2, 10am, Irrigation 101: Tips for retrofitting existing systems and installing a basic drip system. Members free, \$10 nonmembers. Register online or by phoning (619) 660-0614 x10.

Events Hosted by SDHS Sponsors

Please thank them for supporting SDHS!

◆ **Barrels & Branches Classes & Workshops**

Info: events.barrelsandbranches@gmail.com or (760) 753-2852.
See ad on page 17.

◆ **Cedros Gardens, Saturday & Sunday FREE classes.**

See www.cedrosgardens.com.

◆ **City Farmers Nursery Workshops**

See www.cityfarmersnursery.com.

◆ **Evergreen Nursery: FREE Seminar**

See column at left for details.

◆ **Sunshine Care FREE Seminar Each Month**

Aug. 16, 10:30am, Summer Fruit Tree Pruning and Care: Summer pruning to keep your fruit trees to a manageable size to improve overall fruit production and quality. After going over the basics, those that come prepared with gloves, clippers and loppers will get to apply their newly acquired talents. Address in ad on page 14. Info: www.sunshinecare.com.

◆ **Walter Andersen Nursery FREE Saturday Classes**

Details at www.walterandersen.com; addresses in ad on page 15.

Point Loma, 9am

Aug. 2 Plumeria: Grafting & Growing
Aug. 9 Blooming Perennials
Aug. 16 Fruit! With Richard Wright
Aug. 23 TBA
Aug. 30 TBA

Poway, 9:30am

Summer Fertilizing
Orchids for Everyone
Vanquishing common Weeds
Good Bug, Bad Bug
Cymbidium Orchid Care

◆ **Weidners' Gardens classes & workshops**

See www.weidners.com or call (760) 436-2194.

Next SDHS Meeting

August 11:

**Creating Paradise Wherever You Live
with speaker Tom Piergrossi**

See page 1 for details

More garden-related events on other side.

Free workshops for SDHS members!

Details & registration at www.sdhort.org

August 9: Dry Shade Gardening

Sept. 19: Welcome to the World of Bromeliads (registration opens Aug. 19)

Other Garden-Related Events: Check with hosts to confirm dates & details

- ◆ July 30 – Aug. 26, Tuesdays, 5:50pm-8pm, Solana Center's Master Composter Course: Gain a more in-depth understanding of the composting process. Priority to residents of Carlsbad. Free. 1580 Cannon Rd., Carlsbad. Info: www.solanacenter.org.
- ◆ Aug. 2 (1-4pm) & 3 (9am-3pm), Dahlia Society Show: Balboa Park, Casa del Prado, Room 101.
- ◆ Aug. 9 & 10, 9am – 5pm, Cactus & Succulent Society Intercity Show & Sale: LA County Arboretum, 9am-5pm daily, 301 N. Baldwin Ave, Arcadia. Info: Tom (626) 798-2430 or John (661) 297-5364.
- ◆ Aug. 16, 10am-noon, Solana Center's Free Composter Workshop: Barrels & Branches Nursery, 1452 Santa Fe Dr., Encinitas. Registration & info: www.solanacenter.org.
- ◆ Aug. 16 (noon-5pm) & Aug. 17 (10am-4pm), Fern Society Plant Show and Sale: Balboa Park, Casa del Prado, Room 101. Info: www.sandiegofernsociety.com.
- ◆ Aug. 23 (noon-5pm) & Aug. 24 (10am-4pm), Bonsai and Beyond Show and Sale: Balboa Park, Casa del Prado, Room 101 Info: (858) 259-9598.
- ◆ Aug. 30, 8:30am–5pm, Huntington Botanical Gardens Succulent Symposium: 1151 Oxford Rd, San Marino. \$75, including lunch. Info: www.huntington.org or (626) 405-3504.
- ◆ Aug. 30 & 31, 10am-4pm, Plumeria Society's Hawaiian Plumeria Festival, plant show and sale: Free. Balboa Park, Casa del Prado, Room 101. Info: www.socalplumeriasociety.com.

For an extensive list of garden club meetings and events, visit www.sdfloral.org/calendar.htm

Resources & Ongoing Events

ALTA VISTA BOTANIC GARDENS: Open Monday-Friday 7:00-5:00 ; 10:00-5:00 on weekends. Fee: members/free; non-members/\$2. 1270 Vale Terrace Drive, Vista. Info: www.avgardens.org or (760) 945-3954.

SAN DIEGO BOTANIC GARDEN (formerly QUAIL BOTANICAL GARDENS): Open daily 9-5 (closed Thanksgiving, Christmas, New Year's Day); 230 Quail Gardens Dr., Encinitas. Fee: \$12/adults, \$8/seniors, \$6/kids; parking \$2. Free to members and on the first Tuesday of every month. (760) 436-3036; www.SDBGarden.org.

THE WATER CONSERVATION GARDEN: Open 9-4 daily, FREE. Docent-led tours every Saturday at 10:00am. 12122 Cuyamaca College Drive West, El Cajon, (619) 660-0614 or www.thegarden.org.

MISSION TRAILS REGIONAL PARK: Guided hikes Wed., Sat. & Sun. Visitor Center open 9-5, off Mission Gorge Rd., San Carlos, (858) 668-3275.

MASTER GARDENER HOTLINE: Gardening questions answered by trained volunteers Mon.-Fri., 9-3, (858) 822-6910, www.mastergardenerssandiego.org.

SAN ELIJO LAGOON CONSERVANCY: Free 90-minute public nature walk 2nd Saturday of each month start at 9:00 am. Call (760) 436-3944 for details.

DESERT WILDFLOWER HOTLINE: Anza-Borrego Desert State Park: (760) 767-4684. For information, events, road conditions, etc. call (760) 767-5311 or visit <http://desertusa.com/wildflo/wildupdates.html>.

WILDFLOWER HOTLINE: March to May call the Theodore Payne Foundation hotline: (818) 768-3533 for info. on blooms in Southern California and elsewhere; visit <http://theodorepayne.org>.

BALBOA PARK:

Offshoot Tours: FREE 1-hr walking tour in Balboa Park every Sat., 10am. Meet at Visitors Center; canceled if rain or less than 4 people. (619) 235-1122.

Botanical Building is one of the world's largest lath structures, with 1200+ plants and lavish seasonal displays. FREE. Open Friday–Wednesday, 10am to 4pm.

Botanical Library: Room 105, Casa del Prado, Mon.-Fri. and first Sat., 10am-3pm, FREE. Info: (619) 232-5762.

Japanese Friendship Garden: Tues. to Sun., 10-4. Fees: free 3rd Tuesday; \$5/family; \$2/adult, \$1/seniors/students; (619) 232-2721, www.niwa.org

Canyoneer Walks: FREE guided nature walks Saturday & Sunday. (619) 232-3821 X203 or www.sdnhm.org

Balboa Park Ranger Tours: FREE guided tours of architecture/horticulture, Tuesdays & Sundays, 1pm, from Visitors Center. Info: (619) 235-1122.

San Diego Natural History Museum: Exhibits, classes, lectures, etc. (619) 232-3821; www.sdnhm.org

S.D. Zoo: Garden day 3rd Friday of every month from 10am. Pick up schedule at entry. Info: (619) 231-1515, ext 4306; www.sandiegozoo.org.

Garden TV and Radio Shows:

Garden Compass Radio Show (local). Saturday 9–10am. XEPE 1700AM radio, hosts Bruce and Sharon Asakawa, John Bagnasco. Call-in questions: (619) 570-1360 or (800) 660-4769.

GardenLife Radio Show (national). Saturday 8-9am and Sunday 8–10am. KCEO 1000AM radio, hosts Bruce and Sharon Asakawa, John Bagnasco. Call-in questions: 866-606-TALK. Hear it streaming live on lifestyletalkradio.com. GardenLife shows are also archived at lifestyletalkradio.com.

Do you belong to a club or organization whose events aren't listed above?

For a FREE listing (space permitting) send details by the 10th of the month before the event to Neal King, at calendar@sdhort.org.

San Diego County Farmers Markets
www.sdfarmbureau.org/BuyLocal/Farmers-Markets.php