

## Annotated list of taxonomic novelties of fungi and lichens published in “*Plantae cryptogamicae quas in Arduenna collegit M. A. Libert*” Fasc. 1 and 2 issued in 1830 and 1832

Uwe BRAUN & Konstanze BENSCH

**Abstract:** Braun, U. & Bensch, K. 2022: Annotated list of taxonomic novelties of fungi and lichens published in “*Plantae cryptogamicae quas in Arduenna collegit M. A. Libert*” Fasc. 1 and 2, issued in 1830 and 1832. *Schlechtendalia* **39**: 64–90.

New taxa and new combinations published by M. A. Libert in “*Plantae cryptogamicae quas in Arduenna collegit M. A. Libert*” Fasc. 1 to 2 in 1830 and 1832 are listed and annotated. References, citations and the synonymies are corrected when necessary. The combinations *Asteromella libertiae* and *Coronophora tulasnei* are introduced, and the combination *Sphaerulina cornicola* is validated.

**Zusammenfassung:** Braun, U. & Bensch, K. 2022: Kommentierte Liste taxonomischer Neuheiten von Pilzen und Flechten publiziert in „*Plantae cryptogamicae quas in Arduenna collegit M. A. Libert*” Fasz. 1 und 2, herausgegeben 1830 und 1832“. *Schlechtendalia* **39**: 64–90.

Neue Taxa und Kombinationen publiziert von M. A. Libert in “*Plantae cryptogamicae quas in Arduenna collegit M. A. Libert*” Fasz. 1 bis 2 herausgegeben 1830 und 1832 werden aufgelistet und annotiert. Referenzangaben, Zitate und Synonymien werden korrigiert falls notwendig. Die Kombinationen *Asteromella libertiae* und *Coronophora tulasnei* werden eingeführt und die Kombination *Sphaerulina cornicola* wird validiert.

**Key words:** Mycota, nomenclature, exsiccata, protologue.

Published online 9 May 2022

### Introduction

Marie-Anne Libert (1782–1865) was a Belgian botanist, born and deceased in Malmédy (Anonymous, *Botanische Zeitung* 23: 108, 1865). Between 1830 and 1837, she issued four fascicles of the exsiccata “*Plantae cryptogamicae quas in Arduenna collegit M. A. Libert*” [Leodii (Liège)], which contains algae, fungi, lichens and mosses. The specimens distributed in this exsiccata were collected in the Ardennes (Forest of Ardennes), a region mainly located in the south east of Belgium (Wallonia), and to a smaller extent in Luxembourg (Ösling) and France (Département Ardennes). Precise locations are not given on the labels. However, it is to be expected that most collections originate from the region around Malmédy, a city and municipality of Wallonia located in the province of Liège, Belgium. This exsiccata was distributed in bound book form with printed labels. Numerous taxonomic novelties are included, mostly new species or new combinations. New taxa published in “*Pl. Crypt. Arduenna*” are accompanied by (mostly brief) Latin descriptions, i.e., they are valid, according to ICN, Art. 30.8 (Ex. 12). In fasc. 1, Libert cited “N.” (= nob., nobis, to us), after all taxonomic novelties, which refers to her own name, since this exsiccata does not have co-authors and all specimens were collected by Libert herself. New taxa and new combinations published in fasc. 2 must also be ascribed to Libert, although they were distributed without adding “N.” or her name. Pfister (1985) provided basic data for “*Plantae cryptogamicae quas in Arduenna collegit M. A. Libert*”, supplemented by lists of fungi included in the particular fascicles, with references to taxonomic novelties published in this exsiccata. Fasc. 1 and 2 are maintained in herbarium HAL in the original bound book form. The following list contains taxonomic novelties published in fasc. 1 and 2 of this exsiccata, together with copies of the original labels.

It is necessary to discuss Libert’s general taxonomic and nomenclatural approach, which is relevant for the interpretation of some of the introduced new names. Libert provided direct bibliographic references for older species names in cases of identifications of her distributed collections. In these cases, Libert did not add descriptions on the labels or occasionally at most brief remarks to morphological features under notes. New species and new combinations are always supplemented by descriptions. In cases of new combinations, Libert cited the basionym and used the same epithet. However, in a number of cases Libert published new species names, added a description, but cited a single or several older names, sometimes with question mark, but not always. At first glance, these names (without question mark) could be interpreted to be superfluous, illegitimate names (Art. 52.1). However, in this context of Libert’s taxonomic-nomenclatural approach, the names concerned are

undoubtedly valid and legitimate. Libert intended to introduce new species, and the cited names were not meant to be taxonomic (nomenclatural) synonyms, but either referred to other morphs or were cited in the sense of “p.p.”, reflection Libert’s uncertain with regard to the synonymy of the names concerned.

## Annotated list of taxa

### Fasc. 1

*Lecidea hypnorum* Lib., Pl. Crypt. Arduenna, Fasc. 1, no. 12, 1830.

≡ *Mycobilimbia hypnorum* (Lib.) Kalb & Hafellner, in Wirth, Die Flecht. Baden-Württembergs. Verbreitungsatlas: 511, 1987.

≡ *Bryobilimbia hypnorum* (Lib.) Fryday, Printzen & S. Ekman, Lichenologist **46**(1): 31, 2014.

Notes: This is a new species name validly published on the label of Lib., Pl. Crypt. Arduenna 12 (fig. 1). Vězda (1974) designated the specimen in PRA as lectotype of this species.

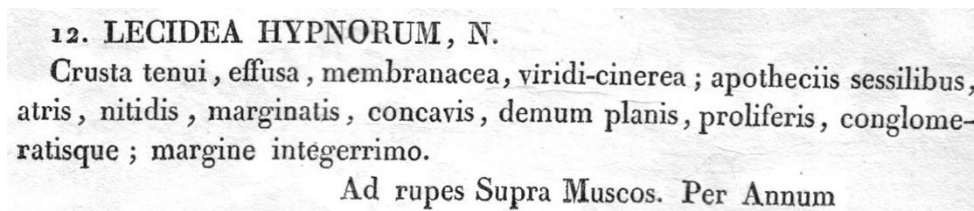


Fig. 1

*Opegrapha culmigena* Lib., Pl. Crypt. Arduenna, Fasc. 1, no. 15, 1830.

≡ *Alyxoria culmigena* (Lib.) Ertz, Bull. Soc. Naturalistes Luxemb. 113: 105, 2012.

Notes: This is a new species name validly published on the label of Lib., Pl. Crypt. Arduenna 15 (fig. 2).

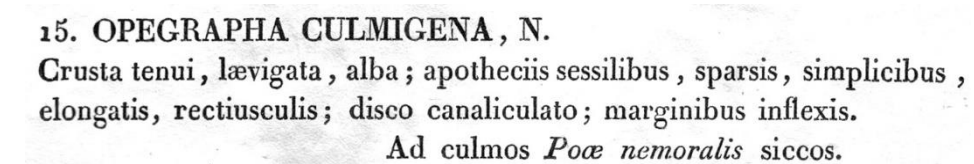


Fig. 2

*Peziza chavetiae* Lib., Pl. Crypt. Arduenna, Fasc. 1, no. 26, 1830.

= *Peziza caesia* Pers., Syn. meth. fung. **2**: 657, 1801.

≡ *Eriopezia caesia* (Pers.) Rehm [as “*Eriopeziza*”], Rabenh. Krypt.-Fl., Ed. 2, 1.3(Lief. 38): 695, 1892.

[Full synonymy, see: <http://www.indexfungorum.org/names/NamesRecord.asp?RecordID=172091>; <https://www.mycodb.fr/fiche.php?genre=Eriopezia&espece=caesia>; <https://www.mycobank.org/MB/232718>]

Notes: This is a new species name validly published on the label of Lib., Pl. Crypt. Arduenna 26 (fig. 3). Synonymy, see Korf (1951).

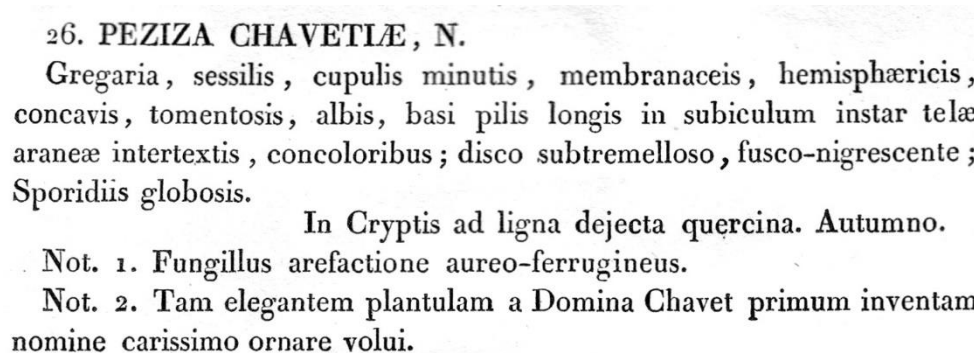


Fig. 3

*Peziza neglecta* Lib., Pl. Crypt. Arduenna, Fasc. 1, no. 29, 1830.  
 ≡ *Calloria neglecta* (Lib.) B. Hein, Willdenowia Beiheft 9: 54, 1976.  
 = *Tremella sepincola* [β] Willd., Bot. Mag. (Roemer & Usteri) 2: 18, 1788.  
 ≡ *Cylindrocolla sepincola* (Willd.) Bonord. (“*saepincola*”), Abh. Naturf. Ges. Halle 8: 116, 1864.  
 ≡ *Tremella urticae* Pers., Syn. meth. fung. 2: 628, 1801.  
 ≡ *Tremella miniata* Rebent., Prodr. fl. neomarch: 284, 1804, nom. illeg. (superfl.), Art. 52.1.  
 ≡ *Dacrymyces urticae* (Pers.) Mart., Fl. crypt. erlang.: 368, 1817 [nom. sanct. (Fries, Syst. mycol. 2(1): 231, 1822)].  
 ≡ *Cylindrocolla urticae* (Pers.) Bonord., Handb. Allgem. Mykol.: 149, 1851.  
 ≡ *Calloria urticae* (Pers.) J. Schroet., in Cohn, Krypt.-Fl. Schlesien 3(2): 121, 1893.  
 = *Fusarium tremelloides* Grev., Scottish Cryptogamic Flora 1: 10, 1822 [nom. sanct. (Fries, Syst. mycol. 3(2): 470, 1832)].  
 ≡ *Calloria tremelloides* (Grev.) L. Lombard, Stud. Mycol. 98 (no. 100116): 168, 2021.  
 = *Peziza fusarioides* Berk., Mag. Zool. Bot. 1: 46, 1837.  
 ≡ *Calloria fusarioides* (Berk.) Fr., Summa veg. Scand. 2: 359, 1849.  
 ≡ *Mollisia fusarioides* (Berk.) Gillet, Champ. France Discomyc. (5): 120, 1882.  
 ≡ *Callorina fusarioides* (Berk.) Korf, Phytologia 21(4): 203, 1971.  
 [Synonymy, see: <https://www.mycodb.fr/fiche.php?genre=Calloria&espece=neglecta>;  
<https://www.mycobank.org/MB/837723>]

Notes: This is a new species name validly published on the label of Lib., Pl. Crypt. Arduenna 29 (fig. 4). The nomenclature of *Calloria urticae* is confusing. *Dacrymyces urticae* as well as *Fusarium tremelloides* are sanctioned names. However, Fries (1832) gave preference to the latter name and cited *Dacrymyces urticae* as synonym. The name “*Dacrymyces urticae* Corda” (1838: 32) does not exist. Corda (l.c.) cited *Dacrymyces urticae*, but he neither intended to introduce a new species nor a combination. He referred to *Dacrymyces urticae* in Fries (1822) and cited *Tremella urticae* Pers. as synonym. Therefore, *Cylindrocolla urticae* (Pers.) Bonord. must be considered a combination based on *Tremella urticae*, introduced by indirect reference to *Tremella urticae* via Fries (1822), although Bonorden (1851) only provided a reference to “*Dacrymyces urticae* Corda” (1838: 32).

29. PEZIZA NEGLECTA, N.

Erumpenti-superficialis; cupulis primum concavis demum planiusculis marginatis; margine fusco; disco aurantio-rubro; ascis clavæformibus paraphysibus immixtis; sporidiis ovatis.

In caulibus *Urticæ dioicæ* exsiccatis et *Solani tuberosi*. Vere.

Not. Inter *Dacryomycem Urticæ* frequenter occurrit cum quo facile confundi potest; sed notis allatis valde differt.

Fig. 4

*Acrosporum graminum* Lib., Pl. Crypt. Arduenna, Fasc. 1, no. 33, 1830.

Notes: This is a new species name validly published on the label of Lib., Pl. Crypt. Arduenna 33 (fig. 5).

33. ACROSPERMUM GRAMINUM, N.

Sparsum, minutum, lineare, nigrescens.

In foliis exsiccatis *Elymi Europei* aliorumque *Graminum*. Vere.

Fig. 5

*Sclerotium tulipae* Lib., Pl. Crypt. Arduenna, Fasc. 1, no. 36, 1830.

≡ *Botrytis tulipae* (Lib.) Lind, Danish Fungi: [650], 1913.

= *Botrytis parasitica* Cavara, Atti Ist. Bot. R. Univ. Pavia, 2 Sér., 1: 432, 1888, nom. illeg. (Art. 53.1), non Pers., 1796.

Notes: This is a new species name validly published on the label of Lib., Pl. Crypt. Arduenna 36 (fig. 6). It is the sclerotial stage of *Botrytis tulipae*. Lind (1913: [650], Errata) realized that *Botrytis parasitica* Cavara being a younger homonym and introduced the name *B. tulipae*. It is not unequivocal if this name was meant to be a replacement name or combination based on *Sclerotium tulipae*.

However, the two names are based on asexual morphs, so that, according to the current Code, Lind's name should and must be considered a combination based on Libert's name.

**36. SCLEROTIUM TULIPÆ, N.**

Sparsum, adnatum, parvum, ovale, pallide fuscum, læve, demum nigrum, rugosum, intus album.

Ad caules, Pericarpia et semina *Tulipæ Gesnerianæ*. Autumno.

Fig. 6

*Sclerotium punctum* (Chevall.) Lib., Pl. Crypt. Arduenna, Fasc. 1, no. 37, 1830.

≡ *Xyloma punctum* Chevall., Fl. gén. env. Paris 1: 451, 1826.

≡ *Rhytisma punctum* (Chevall.) Sacc., Syll. fung. 8: 763, 1889.

Notes: This is a new combination validly published on the label of Lib., Pl. Crypt. Arduenna 37 (fig. 7).

**37. SCLEROTIUM PUNCTUM, N.**

*Xyloma punctum*, Chev. Par. p. 451.

Amphigenum, sparsum, punctiforme, rotundum, applanatum, nitidum, subrugosum, nigrum, intus fuscum.

In foliis dejectis *Convallariæ polygonati* et *Verticillatæ*. Autumno.

Fig. 7

*Sphaeria asteromorpha* Lib., Pl. Crypt. Arduenna, Fasc. 1, no. 43, 1830.

≡ *Venturia asteromorpha* (Lib.) E. Müll., Sydowia 11(1-6): 86, 1958.

= *Dothidea epilobii* Fr., Syst. Mycol. 2: 559, 1823, nom. sanct., [non *Venturia epilobii* (Desm.) Höhn., 1918]

≡ *Asteroma epilobii* (Fr.) Fr., Summa veg. Scand., Sectio Post.: 425, 1849.

≡ *Euryachora epilobii* (Fr.) Höhn., Sitzungsber. Akad. Wiss. Wien, Math.-naturw. Kl., Abt. 1, 128(7-8): 605, 1919.

≡ *Spilosticta epilobii* (Fr.) Petr., Ann. Mycol. 39(4/6): 301, 1941.

= *Asterina epilobii* Desm., Bull. Soc. Bot. France 4: 914, 1857.

≡ *Venturia epilobii* (Desm.) Höhn., Ann. Mycol. 16(1/2): 80, 1918.

= *Monascostroma epilobii* Bat., Maia & Peres, Publicações Inst. Micol. Recife 284: 12, 1960.

Notes: This is a new species name validly published on the label of Lib., Pl. Crypt. Arduenna 43 (fig. 8). Taxonomy, synonymy, description and illustration, see Sivanesan (1977: 40–41).

**43. SPHÆRIA ASTEROMORPHA, N.**

Maculæ e fibrillis innatis, centrifugis, radiantibus, fuscis formatae, demum nigræ. Peritheciis tectis, prominulis, sparsis, minutis, globosis, astomis, nigris, demum pertusis, intus albis, collabescendo basi umbilicatis; ascis elongatis; sporidiis ovatis.

Ad caules aridos *Epilobii angustifolii*. Vere.

Fig. 8

*Ascochyta quercina* Lib. [as "Ascoxyta"], Pl. Crypt. Arduenna, Fasc. 1, no. 46, 1830.

≡ *Hypoxylon quercinum* (Lib.) J. Kickx f., Fl. crypt. Louvain: 113, 1835.

≡ *Aglaospora quercina* (Lib.) Kuntze, Revis. gen. pl. 3(3): 441, 1898.

Notes: This is a new species name validly published on the label of Lib., Pl. Crypt. Arduenna 46 (fig. 9). The affinity of this species is unknown. Mel'nik (2000: 137) listed this name as excluded from *Ascochyta*.

**46. ASCOXYTA QUERCINA, N.**

Erumpens, subrotunda vel elliptica, subconvexa, nigra, epidermide lacerata cincta; stromate nigro; peritheciis immersis, confertis; ostioliis minutissimis, rotundis, depressis; cirrhis albis; ascis elongatis, extremitatibus obtusis, e duplici membrana compositis; sporidiis 6 pellucidis.

Ad corticem *Quercus*. Per annum.

Fig. 9

*Ascochyta vaccinii* Lib. [as "*Ascoxyta*"], Pl. Crypt. Arduenna, Fasc. 1, no. 47, 1830.

= *Dothidea latitans* Fr., Syst. mycol. 2(2): 552, 1823, nom. sanct.

≡ *Phyllachora latitans* (Fr.) Sacc., Syll. fung. 2: 610, 1883.

≡ *Dothiopsis latitans* (Fr.) P. Karst., Hedwigia 23(1): 20, 1884.

≡ *Dothiorella latitans* (Fr.) Sacc., Syll. fung. 3: 241, 1884.

≡ *Ceuthospora latitans* (Fr.) Grove, J. Bot., Lond. 56: 314, 1918.

Notes: This is a new species name validly published on the label of Lib., Pl. Crypt. Arduenna 47 (fig. 10). Synonymy, see Mel'nik (2000: 141).

**47. ASCOXYTA VACCINII, N.**

*Dothidea latitans*, Fr. Syst. Myc. 2. p. 552 ?

Erumpens, rotunda, planiuscula, pulvere cinereo oblecta, epidermide lacerata cincta; stromate fusco-atro; peritheciis immersis, confertis; ostioliis minutissimis, globosis; cirrhis albis; ascellis cylindraceutis; sporidiis 4 opacis.

Ad folia dejecta *Vaccinii Vitis idææ*. Æstate.

Fig. 10

*Ascochyta fraxini* Lib. [as "*Ascoxyta*"], Pl. Crypt. Arduenna, Fasc. 1, no. 48, 1830.

≡ *Dothiorella fraxini* (Lib.) Sacc., Malpighia 2(1): 19, 1888.

Notes: This is a new species name validly published on the label of Lib., Pl. Crypt. Arduenna 48 (fig. 11).

**48. ASCOXYTA FRAXINI, N.**

*Sphaeria Dothidea*, Fr. Syst. Myc. 2. p. 425 ?

Erumpenti-innata, difformis, atra; stromate ambiente effuso; peritheciis erumpentibus, connatis, globosis, papillatis; cirrhis albis; ascis ovatis, e duplici membrana compositis; sporidiis 2-3 pellucidis.

In cortice *Fraxini excelsioris*. Æstate.

Fig. 11

*Ascochyta aegopodii* (Pers.) Lib. [as "*Ascoxyta*"], Pl. Crypt. Arduenna, Fasc. 1, no. 49, 1830.

≡ *Sphaeria aegopodii* Pers., Ann. Bot. (Usteri) 15: 17, 1795.

≡ *Stigmatea aegopodii* (Pers.) Oudem., Ned. Kruidk. Arch., Sér. 2, 2: 185, 1876.

[Synonymy, see: <http://www.speciesfungorum.org/GSD/GSDspecies.asp?RecordID=220676>; <https://www.mycobank.org/MB/220676>.]

Notes: This is a new combination validly published on the label of Lib., Pl. Crypt. Arduenna 49 (fig. 12). According to Mel'nik (2000: 126), the material included in Lib., Pl. Crypt. Arduenna 49 pertains to *Septoria aegopodii* Desm. The nomenclature of this *Septoria* on *Aegopodium* has previously often been confused. Verkley et al. (2013: 238) provided a modern treatment of this species, which was cited as: "*Septoria aegopodii* Desm. ex J. Kickx, Pl. Crypt. Fland. 1: 427. 1876." However, this is not correct because this name was validly published by Desmazières in 1834 on the label of the exsiccatum. The oldest species name of this fungus, *Sphaeria podagrariae*, is not available under *Septoria* due to *Septoria podagrariae* Lasch ex Sacc., which is an illegitimate but validly published name. The name *Rhabdospora podagrariae* has to be ascribed to Kuntze (cited as "(Lasch) Kuntze"),

who published this name with indirect reference to Saccardo's (1884: 529) description. Saccardo (l.c.) added a description for *S. podagrariae* Lasch, but cited *Septoria aegopodii* Desm. as synonym, which rendered this name illegitimate (see Braun 2018). The nomenclature of this species is as follows:

- Septoria aegopodii*** Desm., Pl. Crypt. N. France, Ed. 1: no. 616, 1834.  
= *Sphaeria podagrariae* Roth, Catal. Bot. **1**: 230, 1797.  
≡ *Sphaeria aegopodii* var. *podagrariae* (Roth) Pers., Syn. meth. fung. **1**: 90, 1801.  
≡ *Dothidea podagrariae* (Roth) Fr., Syst. mycol. **2**(2): 556, 1823, nom. sanct.  
≡ *Phyllachora podagrariae* (Roth) P. Karst., Bidr. Känn. Finl. Nat. Folk **23**: 228, 1873.  
≡ *Oligostroma podagrariae* (Roth) Höhn., Ber. Deutsch. Bot. Ges. **35**: 553, 1917.  
≡ *Carlia podagrariae* (Roth) Höhn., Centalbl. Bakt. Parasitenk., Abt. II, **60**: 2, 1923.  
≡ *Mycosphaerella podagrariae* (Roth) Petr., Ann. Mycol. **19**(3/4): 203, 1921.  
= *Septoria podagrariae* Lasch, in Rabenh., Klotzschii Herb. Viv. Mycol., Cent. 5: no. 458, 1843, nom. nud.  
≡ *Septoria podagrariae* Lasch ex Sacc., Syll. Fung. **3**: 529, 1884, nom. illeg. (Art. 52.1).  
≡ *Rhabdospora podagrariae* Kuntze [as "(Lasch) Kuntze"], Revis. gen. pl. **3**(3): 513, 1898.  
≡ *Phyllachora podagrariae* (Kuntze) Traverso [as "(Lasch) Traverso"], in Saccardo & Trotter, Syll. fung. **22**(1): 130, 1913.  
≡ *Phloeochora podagrariae* (Kuntze) Höhn. [as "(Lasch) Höhn."], Ber. Deutsch. Bot. Ges. **35**(3): 253, 1917.  
= *Cryptosporium aegopodii* Preuss, Linnaea **24**: 719, 1853.  
≡ *Rhabdospora aegopodii* (Preuss) Kuntze, Revis. gen. pl. **3**(3): 509, 1898.  
≡ *Phloeospora aegopodii* (Preuss) Grove, British Stem- and Leaf-fungi (Coelomycetes) **1**: 434, 1935.  
≡ *Septoria aegopodii* (Preuss) Sacc., Syll. Fung. **3**: 529, 1884, nom. illeg. (Art. 53.1), non Desm. 1834.  
= *Phyllosticta aegopodii* Allesch., Hedwigia **34**: 256, 1895.  
≡ *Stictochorella aegopodii* (Allesch.) Höhn. [as "*aegopodia*"], Mitt. Bot. Inst. Tech. Hochsch. Wien **7**(2): 48, 1930.  
≡ *Asteromella aegopodii* (Allesch.) Petr., Sydowia **4**(1-6): 25, 1950.  
= *Mycosphaerella aegopodii* Potebnia, Ann. Mycol. **8**(1): 49, 1910.  
≡ *Sphaerella aegopodii* (Potebnia) Sacc. & Traverso, Syll. fung. **20**: 817, 1911.

49. ASCOXYTA ÆGOPODII, N.  
Sphaeria Ægopodii, Pers, Syn. p. 89.  
Ascospora Ægopodii, Fr. Syst. O. Veg. 1 p. 112.  
Epiphylla. Maculis lutescentibus; peritheciis immersis, prominulis, fusco-nigrescentibus, poro apertis; cirrhis albis; ascis linearibus, curvatis; sporidiis 7-9 opacis.  
In foliis languescentibus Ægopodii Podagrariæ. Autumno.

Fig. 12

*Ascochyta heraclei* Lib. [as "*Ascoxyta*"], Pl. Crypt. Arduenna, Fasc. 1, no. 51, 1830.

≡ ***Septoria heraclei*** (Lib.) Desm., Pl. Crypt. N. France, Ed. 1, **11**: no. 534, 1831.

[Full synonymy, see: <https://www.mycobank.org/MB/211660>.]

Notes: This is a new species name validly published on the label of Lib., Pl. Crypt. Arduenna 51 (fig. 13). Description, illustration and modern treatment, see Verkley et al. (2013: 261–262).

51. ASCOXYTA HERACLEI, N.  
Epiphylla. Maculis nullis; peritheciis subsolitariis, innatis, fuscis, ore orbiculari integro apertis; cirrhis albis; ascis longis, fusiformibus, curvatis; sporidiis 9-12 pellucidis.  
In foliis languescentibus Heraclei Sphondylii. Autumno.

Fig. 13

*Ascochyta ulmi* (Fr.) Lib. [as "*Ascoxyta*"], Pl. Crypt. Arduenna, Fasc. 1, no. 52, 1830.

≡ *Septaria ulmi* Fr., Novit. fl. svec. 5(cont.): 78, 1819.

≡ *Septoria ulmi* Fr., Elench. fung. **2**: 118, 1828, nom. sanct.

≡ ***Phloeospora ulmi*** (Fr.) Wallr., Fl. crypt. Germ. **2**: 177, 1833.

≡ *Septogloeum ulmi* (Fr.) Died., Krypt.-Fl. Brandenburg **9**(5): 836, 1915.  
≡ *Cylindrosporium ulmi* (Fr.) Vassiljevsky, Fungi Imperfecti Parasitici **2**: 580, 1950.  
= *Mycosphaerella ulmi* Kleb., Z. Pflanzenkrankh. **12**: [257], 1902.  
≡ *Sphaerella ulmi* (Kleb.) Sacc. & D. Sacc., Syll. fung. **17**: 642, 1905.  
[Full synonymy, see: <https://www.mycobank.org/MB/146563>.]

Notes: This is a valid new combination published on the label of Lib., Pl. Crypt. Arduenna 52 (fig. 14).

**52. ASCOXYTA ULMI, N.**

*Stilbospora?* *Uredo*, De Cand, Fl. fr. 6. p. 152.

*Septoria Ulmi*, Fr. El. fung. 2. p. 118.

*Hypophylla*. Maculis minutis, fuscis, demum confluentibus; peritheciis innatis, membranaceis, fulvis, ore orbiculari integro late apertis; cirrhis albis; ascis, aliis cylindricis rectis sporidiis 3, aliis longis curvatis sporidiis 5-7; sporidiis pellucidis.

In foliis languescens *Ulmis campestris*. Autumno.

Fig. 14

*Ascochyta ribis* Lib. [as "*Ascoxyta*"], Pl. Crypt. Arduenna, Fasc. 1, no. 53, 1830.

≡ *Septoria ribis* (Lib.) Desm., Ann. Sci. Nat., Bot., Sér. 2, **17**: 111, 1842.

≡ *Rhabdospora ribis* (Lib.) Kuntze, Revis. gen. pl. **3**(3): 513, 1898.

[Full synonymy, see: <http://www.speciesfungorum.org/GSD/GSDspecies.asp?RecordID=433721>; <https://www.mycobank.org/MB/235166>.]

Notes: This is a new species name validly published on the label of Lib., Pl. Crypt. Arduenna 53 (fig. 15). *Septoria ribis* is the correct name for this species. Amongst the synonyms cited in Index fungorum, there are two older sanctioned names, *Sphaeria grossulariae* Fr., 1823, and *Sph. ribicola* Fr., 1823. However, the two epithets are already preoccupied under *Septoria* by *S. grossulariae* (Lib.) Westend., 1857, and *S. ribicola* Berk. & M.A. Curtis, 1874.

**53. ASCOXYTA RIBIS, N.**

*Hypophylla*. Maculis purpurascens; peritheciis innatis, fusco-nigrescentibus, ore orbiculari integro apertis; cirrhis albis; ascis longissimis curvatis; sporidiis 12-16, opacis.

In foliis languescens *Ribis nigri*. Autumno.

Fig. 15

*Ascochyta aceris* Lib. [as "*Ascoxyta*"], Pl. Crypt. Arduenna, Fasc. 1, no. 54, 1830.

≡ *Septoria aceris* (Lib.) Berk. & Broome, Ann. Mag. Nat. Hist. Ser. 2, **5**: 379, 1850.

≡ *Phloeospora aceris* (Lib.) Sacc., Syll. Fung. **3**: 577, 1884.

≡ *Sphaerulina aceris* (Lib.) Verkley, Quaedvl. & Crous, Stud. Mycol. **75**(1): 294, 2013.

[Full synonymy, see: <https://www.mycobank.org/804473>; and Verkley et al. 2013: 294]

Notes: This is a new species name validly published on the label of Lib., Pl. Crypt. Arduenna 54 (fig. 16).

**54. ASCOXYTA ACERIS, N.**

*Hypophylla*. Maculis parvis, fuscis; peritheciis innatis, minutis, fuscis, ore orbiculari integro apertis; cirrhis dilute carneis, ascis linearibus, obtusis, rectis; sporidiis 5-4 pellucidis.

In foliis languescens *Aceris Pseudoplatani*. Autumno.

Fig. 16

*Ascochyta virgaureae* Lib. [as "*Ascoxyta*"], Pl. Crypt. Arduenna, Fasc. 1, no. 55, 1830.

≡ *Septoria virgaureae* (Lib.) Desm., Ann. Sci. Nat., Bot., Sér. 2, **17**: 109, 1842.

≡ *Rhabdospora virgaureae* (Lib.) Kuntze, Revis. gen. pl. **3**(3): 514, 1898.

[Full synonymy, see: <http://www.speciesfungorum.org/GSD/GSDspecies.asp?RecordID=181362>; <https://www.mycobank.org/MB/181362>.]

Notes: This is a new species name validly published on the label of Lib., Pl. Crypt. Arduenna 55 (fig. 17).

55. ASCOXYTA VIRGAUREÆ, N.

Epiphylla. Maculis irregularibus, albo, fuscoque variegatis; peritheciis innatis, prominulis, fusco-nigrescentibus, ore orbiculari integro apertis; cirrhis albis; ascis longissimis subrectis; sporidiis 14-18 opacis, parum distinctis.

In foliis languescentibus *Solidaginis Virgaureæ*. Autumno.

Fig. 17

*Ascochyta convolvuli* Lib. [as "*Ascoxyta*"], Pl. Crypt. Arduenna, Fasc. 1, no. 56, 1830.

= *Septoria convolvuli* Desm., Ann. Sci. Nat., Bot., Sér. 2, 17: 108, 1842.]

Notes: This is a new species name validly published on the label of Lib., Pl. Crypt. Arduenna 56 (fig. 18). Libert (l.c.) cited *Sphaeria filum* and *Phoma filium* in the protologue, but these names were undoubtedly not meant to be synonyms and were used in the sense of "p.p." (*Sphaeria filum* was published with a wide host range, including *Convolvulus sepium*). Therefore, *Ascochyta convolvuli* Lib. can be considered to be legitimate and valid. Mel'nik (2000: 130) examined type material and identified it as *Septoria convolvuli* Desm. However, the name *A. convolvuli* Lib. has nomenclatural consequences for *A. convolvuli* Fautrey, which is, according to Mel'nik (2000: 46), a genuine *Ascochyta* species, with *A. bataticola* as synonym:

*Ascochyta bataticola* Khokhr. & Dyr., Vrediteli i bolezni batat I: 226, 1933.

= *Ascochyta convolvuli* Fautrey, Rev. Mycol. (Toulouse) 17(68): 167, 1895, nom. illeg. (Art. 53.1).

≡ *Diplodina convolvuli* Allesch. [as "(Fautr.) Allesch."], Rabenh. Krypt.-Fl., Ed. 2, 1(6): 683, 1900

≡ *Hendersonia convolvuli* (Allesch.) S. Ahmad [as "(Fautr.) S. Ahmad"], Biologia, Lahore 8(2): 141, 1962.

56. ASCOXYTA CONVULVULI, N.

*Sphaeria Filum*, Biv. Bernh. Man. p. 15.

*Phoma Filum*, Fr. Syst. Myc. 2. p. 547.

Hypophylla. Maculis rufo-nigrescentibus; peritheciis innatis, minutis, sparsis, nervos occupantibus, e carneo-rufo-nigricantibus; poro apertis; cirrhis tenerrimis albis; ascis fusiformibus rectis; sporidiis 5-7 opacis.

In foliis languescentibus *Convolvuli sepium*. Autumno.

Fig. 18

*Ascochyta chelidonii* Lib. [as "*Ascoxyta*"], Pl. Crypt. Arduenna, Fasc. 1, no. 57, 1830.

≡ *Septoria chelidonii* (Lib.) Desm., Pl. Crypt. N. France, Ed. 1, Fasc. 24, no. 1176, 1842.

≡ *Spilosphaeria chelidonii* (Lib.) Rabenh., Klotzschii Herb. Viv. Mycol., Ed. Nov, Ser. Sec., Cent. 6: no. 552, 1857.

≡ *Rhabdospora chelidonii* (Lib.) Kuntze, Revis. gen. pl. 3(3): 510, 1898.

= *Sphaeria lichenoides* var. *chelidonicola* DC., Fl. franç., Ed. 3, 5/6: 148, 1815.

Notes: This is a new species name validly published on the label of Lib., Pl. Crypt. Arduenna 57 (Fig. 19). Mel'nik (2000: 129) examined type material of this species and confirmed that it is a species of *Septoria*. The combination *S. chelidonii* was first introduced in Desm., Pl. Crypt. N. France, Ed. 1, no. 1176 (see <http://sweetgum.nybg.org/images3/3111/283/03628251.jpg>), which was already cited in "Ann. Sci. Nat., Bot., Sér. 2, 17: 110, 1842", which is usually cited as original reference for this combination. Libert (l.c.) cited *Sphaeria lichenoides* var. *chelidonicola* (as "*Sphaeria chelidonicola* DC.") as synonym, so that the name *A. chelidonii* could be interpreted as new species or in the sense of a new name based on de Candolle's variety name. However, since Libert (l.c.) added a description for *A. chelidonii*, this name should rather be interpreted as new species name. This is also evident by the fact that he later used the name *Ascochyta chelidonii* Lib. (in Pl. Crypt. Arduenna, Fasc. 3, no. 204, 1834).



57. ASCOXYTA CHELIDONII, N.

*Sphaeria Chelidonicola*, De Cand. Fl. fr. 6. p. 148.

Hypophylla. Maculis parvis, fusco-albescentibus; peritheciis minutis, rufo-nigrescentibus, ore orbiculari integro apertis; cirrhis luteis; ascis cylindricis, rectis; sporidiis 5-7 pellucidis.

In foliis languescentibus *Chelidonii majoris*. Autumno.

Fig. 19

*Ascochyta corni* Lib. [as "*Ascoxyta*"], Pl. Crypt. Arduenna, Fasc. 1, no. 58, 1830, nom. nov. [non *Ascochyta cornicola* Sacc., 1878].

≡ *Sphaeria lichenoides* var. *cornicola* DC., Fl. franç., Ed. 3, 5/6: 148, 1815.

≡ *Sphaeria cornicola* (DC.) Fr., Syst. mycol. 2(2): 530, 1823, nom. sanct.

≡ *Septoria cornicola* (DC.) Desm., Pl. Crypt. N. France, Ed. 1, Fasc. 7: no. 342, 1828.

≡ *Sphaerulina cornicola* (DC.) Verkley, Quaedvl. & Crous, Stud. Mycol. 75(1): 295, 2013, nom. inval. (Art. 41.5, Note 1).

≡ *Sphaerulina cornicola* (DC.) U. Braun & Bensch, **comb. nov.** (Basionym: *Sphaeria lichenoides* var. *cornicola* DC., Fl. franç., Ed. 3, 5/6: 148, 1815. Mycobank, MB843842.

[Full synonymy, see: <http://www.indexfungorum.org/names/HomoSpecies.asp?RecordID=242108>; <https://www.mycobank.org/MB/843842>; Farr (1991)]

Notes: This name was superfluous when published on the label of Lib., Pl. Crypt. Arduenna 58 (fig. 20), because *Sphaeria lichenoides* var. *cornicola* and *Sphaeria cornicola* were cited as synonyms. However, this name is not illegitimate since it has a legitimate basionym (Art. 52.4). Since 1878, this name has to be considered a replacement name. The combination *Sphaerulina cornicola* in Verkley et al. (2013) was not validly published. The incorrect citation of the basionym as "*Depazea cornicola* DC." is a correctable mistake, according to Art. 41.6, but due to a wrong citation of the page (p. 48) in the original publication, this combination is invalid. The combination would have been valid with a reference to *Sphaeria cornicola* (DC.) Fr. [according to Art. 41.8, b, Ex. 23 (b)], but a reference to this name was not given in Verkley et al. (2013).

58. ASCOXYTA CORNI, N.

*Sphaeria Cornicola*, De Cand. Fl. fr. 6 p. 148. — Fr. Syst. Myc. 2. p. 530.

Epiphylla. Maculis suborbiculatis, griseis, nigro marginatis, in ambitu rubris; peritheciis innatis minutis, ore orbiculari integro apertis; cirrhis albo-fuscescentibus; ascis fusiformibus curvatis; sporidiis 5-7, Opacis.

In foliis *Corni sanguineæ*. Æstate.

Fig. 20

*Ascochyta pisi* Lib. [as "*Ascoxyta*"], Pl. Crypt. Arduenna, Fasc. 1, no. 59, 1830.

= *Didymella pisi* Chilvers, J.D. Rogers & Peever, Mycol. Res. 113(3): 396, 2009.

[Full synonymy, see: <http://www.speciesfungorum.org/GSD/GSDspecies.asp?RecordID=508297>; <https://www.mycobank.org/MB/177968>.]

Notes: This is a new species name validly published on the label of Lib., Pl. Crypt. Arduenna 59 (fig. 21). Phylogeny and taxonomy, see Aveskamp et al. (2010).

59. ASCOXYTA PISI, N.

Maculis orbiculatis, fuscescentibus, margine prominulo, obscuriore cinctis; peridiis congestis fulvis, poro apertis; cirrhis carneis; ascis ellipsoideis; sporidiis 2-3 pellucidis.

In leguminibus *Pisi sativi*. Autumno.

Fig. 21

*Cheilaria urticae* (Fr.) Lib. [as “*Xeilaria*”], Pl. Crypt. Arduenna, Fasc. 1, no. 62, 1830.  
≡ *Rhytisma urticae* Fr., Syst. mycol. **2**(2): 570, 1823, nom. sanct.  
≡ *Aporhytisma urticae* (Fr.) Höhn., Ann. Mycol. **15**(5): 318, 1917.  
≡ *Diaporthopsis urticae* (Fr.) Arx & E. Müll., Beitr. Kryptfl. Schweiz **11**(1): 373, 1954.  
[Full synonymy, see: <http://www.speciesfungorum.org/GSD/GSDspecies.asp?RecordID=296597>;  
<https://www.mycobank.org/MB/414733>.]  
Notes: This is a new combination validly published on the label of Lib., Pl. Crypt. Arduenna 62 (fig. 22). Generic taxonomy of *Aporhytisma* and its type species *A. urticae*, see Petrak (1971: 248).

**62. XEILARIA URTICÆ, N.**

*Rhytisma Urticæ*, F. Syst. Myc. **2**. p. 570.

Maculis effusis, aterrimis; perithëciis innatis, rotundis, elongatisve, confluentibus, atris, rima longitudinali dehiscentibus; cirrhis aurantio-rubris; ascis cylindricis, obtusiusculis; sporidiis 2 pellucidis.

Ad caules exsiccatos *Urticæ dioicæ*. Vere.

Fig. 22

*Cheilaria agrostidis* Lib. [as “*Xeilaria*”], Pl. Crypt. Arduenna, Fasc. 1, no. 63, 1830.  
≡ *Labrella agrostidis* (Lib.) Sacc., Malpighia **2**: 23, 1888.  
Notes: This is a new species name validly published on the label of Lib., Pl. Crypt. Arduenna 63 (fig. 23). Taxonomy of *Cheilaria* and its type species, see Wijayawardene et al. (2020: 48).

**63. XEILARIA AGROSTIDIS, N.**

Maculis fusco-albescentibus, aut nullis; peridiis immersis, utrinque prominulis, ovatis elongatisve atris, rima longitudinali dehiscentibus; cirrhis albis; ascis fusiformibus; sporidiis 2 pellucidis.

In foliis *Agrostidis vulgaris*. Autumno.

Fig. 23

*Cytospora foliicola* Lib. [as “*Cytispora*”], Pl. Crypt. Arduenna, Fasc. 1, no. 64, 1830.  
≡ *Phacidium foliicola* (Lib.) W.J. Li & K.D. Hyde, in Li et al., Fungal Diversity **100**: 647, 2020.  
[Full synonymy, see: <http://www.speciesfungorum.org/GSD/GSDspecies.asp?RecordID=557173>;  
<https://www.mycobank.org/MB/557173>.]  
Notes: This is a new species name validly published on the label of Lib., Pl. Crypt. Arduenna 64 (fig. 24).

**64. CYTISPORA FOLIICOLA, N.**

Conceptaculo nullo; peridiis 5-7, minutis, ovatis fuscis, in parenchymate folii nidulantibus, epidermide nigrefacta, pustulato elevata tectis; disco erumpente farinoso-albo; ostiolo centrali nigro, cirrho albo.

Ad folia emortua *Hederæ* et *Vincæ*. Autumno.

Fig. 24

*Rhytisma bistortae* (DC.) Lib., Pl. Crypt. Arduenna, Fasc. 1, no. 68, 1830.  
≡ *Xyloma bistortae* DC., Fl. franç., Ed. 3, **5/6**: 153, 1815.  
≡ *Pseudorhytisma bistortae* (DC.) Juel, Öfvers. K. Svensk. Vetensk.-Akad. Förhandl. **51**(9): 499, 1894.  
[Full synonymy, see: <http://www.speciesfungorum.org/GSD/GSDspecies.asp?RecordID=118768>;  
<https://www.mycobank.org/MB/118768>.]  
Notes: This is a new combination validly published on the label of Lib., Pl. Crypt. Arduenna 68 (fig. 25).

**68. RHYTISMA BISTORTÆ, N.**

Xyloma Bistortæ, De Cand. Fl. fr. 6. p. 158.

Hypophyllum. Maculis irregularibus, fusco-nigricantibus, in ambitu flavescens; peritheciis erumpentibus, congestis, rotundis, elongatisve flexuosis, confluentibus, rima longitudinale dehiscentibus; disco ceraceo-molle, flavo; ascis longis, apophysibus moniliformibus intermixtis; sporidiis ovatis.

In foliis vivis *Polygoni Bistortæ*. Æstate.

Fig. 25

*Phacidium ranunculi* (Fr.) Lib., Pl. Crypt. Arduenna, Fasc. 1, no. 69, 1830.

≡ *Dothidea ranunculi* Fr., Syst. mycol. 2(2): 562, 1823, nom. sanct.

≡ *Leptotrochila ranunculi* (Fr.) Schüepp, Phytopath. Z. 36: 251, 1959.

[Full synonymy, see: <http://www.speciesfungorum.org/GSD/GSDspecies.asp?RecordID=299697>; <https://www.mycobank.org/MB/299697>.]

Notes: This is a new combination validly published on the label of Lib., Pl. Crypt. Arduenna 69 (fig. 26).

**69. PHACIDIUM RANUNCULI, N.**

*Dothidea Ranunculi*, Fr. Syst. Myc. 2. p. 562.

Hypophyllum, minutum, nigrum, innato-superficiale, sphaeriæforme, gregarium, maculæ fuscae insidens, demum laciniis 4-6 dehiscentibus; disco pallido, planiusculo; ascis clavæformibus; sporidiis ovatis, pellucidis.

In foliis languentibus *Ranunculi acris*. Sero Autumno.

Fig. 26

*Leptostroma luzulae* Lib., Pl. Crypt. Arduenna, Fasc. 1, no. 75, 1830.

≡ *Leptostroma juncacearum* var. *luzulae* (Lib.) Grove, British Stem- and Leaf-Fungi (Coelomycetes) 2: 183, 1937.

Notes: This is a new species name validly published on the label of Lib., Pl. Crypt. Arduenna 75 (fig. 27).

**75. LEPTOSTROMA LUZULÆ, N.**

Perithecium rotundum, subumbonatum, nitidum, nigrum, totum secedens; macula fusca, sporidiis globosis.

In foliis *Luzulae maximæ*. Autumno.

Fig. 27

*Caeoma bistortæ* Lib., Pl. Crypt. Arduenna, Fasc. 1, no. 87, 1830.

= *Uredo polygoni* var. *bistortæ* F. Strauss, Ann. Wetter. Gesellsch. Ges. Naturk. 2: 103, 1811.

= *Puccinia bistortæ* DC., Fl. franç., Ed. 3, 5/6: 61, 1815.

Notes: This is a new species name validly published on the label of Lib., Pl. Crypt. Arduenna 87 (fig. 28). The type material of *Caeoma bistortæ* has been examined (uredinospores 18–25 µm diam.). It belongs to *Puccinia bistortæ* DC. Sydow & Sydow (1903) considered the latter name a combination based on *Uredo polygoni* var. *bistortæ*, but this variety was not cited in the protologue. De Candolle (l.c.) undoubtedly intended to introduce a new species name based on uredinia and telia.

**87. CAEOMA BISTORTÆ, N.**

Maculis lutescentibus; acervis rotundis, solitariis in macula, epidermide rupta cinctis, hypogenis; sporidiis globosis, flavis, aliis pedicellatis, aliis nudis.

In foliis *Polygoni Bistortæ*. Autumno.

Fig. 28

*Caeoma padi* Lib., Pl. Crypt. Arduenna, Fasc. 1, no. 89, 1830.

= *Xyloma areolatum* Fr., Observ. mycol. 2: 358, 1818.

≡ *Pucciniastrum areolatum* (Fr.) G.H. Otth, Mitt. Naturf. Ges. Bern 531-552: 85, [1863] 1864.

≡ *Thekopsora areolata* (Fr.) Magnus, Sitzungsber. Ges. Naturf. Freunde Berlin: 58, 1875.

[Full synonymy, see: <http://www.speciesfungorum.org/GSD/GSDspecies.asp?RecordID=232153>;  
<https://www.mycobank.org/MB/148250>.]

Notes: This is a new species name validly published on the label of Lib., Pl. Crypt. Arduenna 89 (fig. 29). The examination of the type material revealed that it belongs to *Thekopsora areolata*. Sequences obtained from *Thekopsora areolata*, the type species of *Thekopsora*, formed a distinct clade in phylogenetic trees (Aime et al. 2018), distant from *Pucciniastrum* (s. str.), i.e., this species does not pertain to *Pucciniastrum*.

**89. CAEOMA PADI, N.**

Maculis purpureis; acervis minutis, globosis, aggregatis, poro apertis, hypogenis; sporidiis ovatis, albis.

In foliis *Pruni Padi*. Autumno.

Fig. 29

*Puccinia senecionis* Lib., Pl. Crypt. Arduenna, Fasc. 1, no. 92, 1830.

Notes: This is a new species name validly published on the label of Lib., Pl. Crypt. Arduenna 92 (fig. 30).

**92. PUCCINIA SENECTIONIS, N.**

Maculis oblitteratis; acervis rotundis, minutis, in circulum dispositis, epidermide rupta cinctis, amphigenis; sporidiis ovatis, bilocularibus, fusco-nigricantibus; pedicellis brevibus.

In foliis *Senecionis Fuchsii*. Autumno.

Fig. 30

*Puccinia luzulae* Lib., Pl. Crypt. Arduenna, Fasc. 1, no. 94, 1830.

[Full synonymy, see: <http://www.speciesfungorum.org/GSD/GSDspecies.asp?RecordID=220399>;  
<https://www.mycobank.org/MB/220399>.]

Notes: This is a new species name validly published on the label of Lib., Pl. Crypt. Arduenna 94 (fig. 31).

**94. PUCCINIA LUZULÆ, N.**

Maculis purpureis, acervis sparsis, subrotundis, epidermide rupta cinctis, amphigenis; sporidiis elongatis trilocularibus, fuscis; pedicellis longis.

In foliis *Luzulae Vernalis*. Autumno.

Fig. 31

**Fasc. 2**

*Biatora cinereovirens* Lib., Pl. Crypt. Arduenna, Fasc. 2, no. 115, 1832.

Notes: This is a new species name validly published on the label of Lib., Pl. Crypt. Arduenna 115 (fig. 32).

**115. BIATORA CINEREO-VIRENS,**

Thallo orbiculari gyroso-plicato in ambitu inciso-lobato cinereo-viridi subtus albo nudo; laciniis subimbricatis depressis crenulatis; apotheciis centralibus sessilibus concavis e carneo-fuscis; margine obtuso demum irregulariter flexuoso.

In ericetis ad terram.

Fig. 32

*Agaricus graminum* Lib., Pl. Crypt. Arduenna, Fasc. 2, no. 119, 1832.

≡ *Marasmius graminum* (Lib.) Berk., Outl. Brit. Fung.: 222, 1860.

[Full synonymy, see: <http://www.speciesfungorum.org/GSD/GSDspecies.asp?RecordID=248929>; <https://www.mycobank.org/MB/248929>.]

Notes: This is a new species name validly published on the label of Lib., Pl. Crypt. Arduenna 119 (fig. 33).

119. AGARICUS GRAMINUM.

Tenellus, pileo convexo plicato rufo, siccitate subcorrugato; lamellis aequalibus distantibus albis membranæ stipitem libere ambienti adnexis, stipite fistuloso nigro apice albo.

Ad folia putrescentia *graminum*. Sero Autumnno.

Fig. 33

*Peziza pulverulenta* Lib., Pl. Crypt. Arduenna, Fasc. 2, no. 125, 1832.

≡ *Lachnellula pulverulenta* (Lib.) Sasagawa & Hosoya, in Hosoya et al., Mycoscience **51**(3): 177, 2010.

[Full synonymy, see: <http://www.speciesfungorum.org/GSD/GSDspecies.asp?RecordID=515284>; <https://www.mycobank.org/MB/515284>.]

Notes: This is a new species name validly published on the label of Lib., Pl. Crypt. Arduenna 125 (fig. 34).

125. PEZIZA PULVERULENTA.

Subconferta, primo globosa dein planiuscula alba extus villosa, villo aureo-pulverulento; stipite brevi crasso; ascis clavatis; sporidiis globosis.

Ad folia dejecta *Pini Sylvestris*. Vere.

Fig. 34

*Peziza millepunctata* Lib., Pl. Crypt. Arduenna, Fasc. 2, no. 128, 1832.

≡ *Hyalopeziza millepunctata* (Lib.) Raitv., Scripta Mycologica, Tartu **1**: 34, 1970.

≡ *Olla millepunctata* (Lib.) Svrček, Česká Mykol. **40**(4): 216, 1986.

[Full synonymy, see: <http://www.speciesfungorum.org/GSD/GSDspecies.asp?RecordID=315277>; <https://www.mycobank.org/MB/131039>.]

Notes: This is a new species name validly published on the label of Lib., Pl. Crypt. Arduenna 128 (fig. 35).

128. PEZIZA MILLEPUNCTATA.

Gregaria punctiformis sessilis globoso-urceolata tenerrima albo-hyalina extus exasperata; ascis cylindricis; sporidiis ovatis.

Ad caules putrescentes *Senecionis Fuchsii*. Vere.

Fig. 35

*Stictis sesleriae* Lib., Pl. Crypt. Arduenna, Fasc. 2, no. 132, 1832.

= *Stictis arundinacea* Pers., Mycol. eur. **1**: 336, 1822, nom. sanct. [Fr., Syst. mycol. **2**(1): 195, 1822].

≡ *Cyclostoma arundinaceum* (Pers.) P. Crouan & H. Crouan, Fl. finest.: 30, 1867

≡ *Schmitzomia arundinacea* (Pers.) W. Phillips, Man. Brit. Discomyc.: 380, 1887.

= *Stictis luzulae* Lib., Pl. Crypt. Arduenna, Fasc. 2, no. 133, 1832.

≡ *Schmitzomia luzulae* (Lib.) W. Phillips, Grevillea **18**(88): 85, 1890.

= *Stictis graminum* Desm., Ann. Sci. Nat., Bot., Sér. 2, **13**: 185, 1840, nom. illeg. (Art. 52.1).

≡ *Schmitzomia graminum* P. Karst. [as "(Desm.) P. Karst."], Not. Sällsk. Fauna et Fl. Fenn. Förh. **11**: 253, 1870.

= *Stictis arundinacea* f. *sesleriae* Rabenh., Fungi Eur. Exs. (Klotzschii Herb. Viv. Mycol. Continuatio, Ed. Nova, Ser. Sec.), Cent. 14: no. 1317, 1870.

[Synonymy, see: [https://inpn.mnhn.fr/espece/cd\\_nom/861858/tab/taxo](https://inpn.mnhn.fr/espece/cd_nom/861858/tab/taxo).]

Notes: This is a new species name validly published on the label of Lib., Pl. Crypt. Arduenna 132 (fig. 36).

**152. STICTIS SESLERIÆ.**

Immersa orbicularis excavata nigra, margine prominente crasso cinereo-pulverulento; disco atro; ascis tenerrimis linearibus elongatis; sporidiis minutissimis globosis.

In foliis exsiccatis *Sesleriae coeruleae*. Æstate.

Fig. 36

*Stictis luzulae* Lib., Pl. Crypt. Arduenna, Fasc. 2, no. 133, 1832.

= *Stictis arundinacea* Pers., Mycol. eur. 1: 336, 1822, nom. sanct. [Fr., Syst. mycol. 2(1): 195, 1822].  
[Synonymy, see above under *Stictis sesleriae* Lib., Pl. Crypt. Arduenna, Fasc. 2, no. 132, 1832.]

Notes: This is a new species name validly published on the label of Lib., Pl. Crypt. Arduenna 133 (fig. 37).

**153. STICTIS LUZULÆ.**

Immersa punctiformis orbicularis urceolata, margine prominente farinoso-albicante; disco nigro; ascis tenerrimis linearibus elongatis; sporidiis globosis.

In foliis exsiccatis *Luzulae maximae*. Vere.

Fig. 37

*Dacrymyces poae* Lib., Pl. Crypt. Arduenna, Fasc. 2, no. 135, 1832.

≡ *Ephelis poae* (Lib.) Sacc., Malpighia 2: 25, 1888.

Notes: This is a new species name validly published on the label of Lib., Pl. Crypt. Arduenna 135 (fig. 38). *Heterosphaeria poae* Fuckel, Fungi Rhen. Exs., Suppl. Fasc. 1: no. 1591, 1865 [Hedwigia 5(2): 28, 1866; Jahrb. Nassauischen Vereins Naturk. 23-24: 266 (1869-70) 1870] is sometimes cited as combination based on *Dacrymyces poae* Lib., which is, however, incorrect (see Braun & Bensch 2020: 90). This is also true for “*Naevia poae* (Fuckel) Rehm, Rabenh. Krypt.-Fl., Ed. 2, 1.3(Lief. 30): 148, 1888”, a name based on *Heterosphaeria poae* Fuckel.

**155. DACRYOMYCES POÆ.**

Hypophyllus minutus hemisphaericus albus maculae subquadratae nigrae insidens collabescendo concavus virescens.

Ad folia emortua *Poae sudeticae*. Sero Autumno.

Fig. 38

*Sclerotium eurotioides* Lib., Pl. Crypt. Arduenna, Fasc. 2, no. 138, 1832.

Notes: This is a new species name validly published on the label of Lib., Pl. Crypt. Arduenna 138 (fig. 39).

**158. SCLEROTIUM EUROTIOIDES.**

Congestum tectum minutissimum globosum laeve stramineum villo mucido albo demum evanescente insidens.

In cortice coriario sub dio coacervato. Autumno.

Fig. 39

*Sclerotium fibrillosum* Lib., Pl. Crypt. Arduenna, Fasc. 2, no. 139, 1832.

Notes: This is a new species name validly published on the label of Lib., Pl. Crypt. Arduenna 139 (fig. 40).

### 139. SCLEROTIUM FIBRILLOSUM.

Tectum magnum difforme durum, primo læve album, demum corrugatum umbrinum, intus stuppeo-fibrosus, fibrillis ramosis repentibus candidis instructum.

In cortice coriario sub dio coacervato. Autumno. Vere.

*Nota. 1.* Ex fibrillis ejus Agaricus arvalis Fr. sæpè oritur.

*Nota. 2.* Sclerotium Vaporariorum, Nees Syst. f. 136 huic simile, at fibrillis caret.

Fig. 40

*Sphaeria gregaria* Lib., Pl. Crypt. Arduenna, Fasc. 2, no. 145, 1832, nom. illeg. (Art. 53.1), non Weigel 1772.

≡ *Coronophora gregaria* Fuckel [as "(Lib.) Fuckel"], Fungi Rhenani Exsiccati Fasc. 10: no. 961, 1864.

≡ *Calosphaeria gregaria* (Fuckel) Nitschke [as "(Lib.) Nitschke"], Pyrenomyc. Germ. **1**: 103, 1867.

= *Sphaeria leveillei* Tul., Ann. Sci. Nat., Bot., Sér. 3, **20**: 138, 1853, nom. illeg. (Art. 53.1), non Durieu & Mont. 1848.

≡ *Sphaeria tulasnei* Ces., Hedwigia **1**(10): 70, 1855.

≡ *Coronophora tulasnei* (Ces.) U. Braun & Bensch, **comb. nov.** (Basionym: *Sphaeria tulasnei* Ces., Hedwigia **1**(10): 70, 1855). Mycobank, MB 843860.

≡ *Calosphaeria verrucosa* Tul. & C. Tul., Select. fung. carpol. **2**: 113, 1863, nom. illeg. (Art. 52.1).

= *Fracchiaea romelliana* Berl., Icon. fung. **3**(1-2): 26, 1900.

[Synonymy, see: [https://inpn.mnhn.fr/espece/cd\\_nom/867092/tab/taxo?lg=en](https://inpn.mnhn.fr/espece/cd_nom/867092/tab/taxo?lg=en).]

Notes: This is an illegitimate new species name published on the label of Lib., Pl. Crypt. Arduenna 145 (fig. 41). The phylogeny of *Coronophora gregaria* and its placement in the family *Coronophoraceae* was clarified by Mugambi & Huhndorf (2010). However, the nomenclature of this species is complicated and confused. *Sphaeria leveillei* Tul. was introduced with a description in 1853. This name had earlier been published by Tulasne in "Ann. Sci. Nat., Bot., Sér. 3, **15**: 376, 1851", "Compt. Rend. Hebd. Séances Acad. Sci. **32**: 471 and 474, 1851", and "Ann. Sci. Nat., Bot., Sér. 3, **17**: 85, 1852", but in all cases without any description. *Sphaeria leveillei* Tul. (non Durieu & Mont. 1848) is a younger homonym, but Cesati (Hedwigia **1**(10): 70, 1855) introduced the replacement name *Sphaeria tulasnei*, which is the oldest valid name for this species. *Calosphaeria verrucosa* was introduced by Tulasne & Tulasne (1863), but is superfluous since *Sphaeria tulasnei* was cited as synonym. Cesati's name influences the nomenclature of:

*Sphaeria tulasnei* P. Crouan & H. Crouan [as "*tulasni*"], Florule Finistère: 24, 1867, nom. illeg. (Art. 53.1), non Ces., 1855.

≡ *Rosellinia tulasnei* Sacc. [as "(P. Crouan & H. Crouan) Sacc."], Syll. fung. **1**: 276, 1882.

≡ *Julella tulasnei* (Sacc.) Berl. & Voglino [as "(P. Crouan & H. Crouan) Berl. & Voglino"], in Saccardo, Syll. fung., Addit. I-IV: 178, 1886.

### 145. SPHÆRIA GREGARIA.

Circinnata majuscula; peritheciis nudis confertis astomis corrugatis atris, aliis elongatis aliis subglobosis collapsis, subiculo fibroso fusco insidentibus; ascis obovatis longe pedicellatis; sporidiis ellipsoideis.

Sud epidermide ramorum exsiccorum *Pruni Cerasi* et *Sorbi aucupariæ*. Autumno.

Fig. 41

*Sphaeria padicola* Lib., Pl. Crypt. Arduenna, Fasc. 2, no. 149, 1832.

≡ *Gnomonia padicola* (Lib.) Kleb., Z. Pflanzenkrankh. **18**: 137, 1908.

≡ *Ophiognomonium padicola* (Lib.) M. Monod, Beih. Sydowia **9**: 158, 1983.

= *Ophiognomonium padi* Jaap, Verh. Bot. Vereins Prov. Brandenb. **47**: 87, 1905.

Notes: This is a new species name validly published on the label of Lib., Pl. Crypt. Arduenna 149 (fig. 42).

149. SPHÆRIA PADICOLA.

Sparsa. Peritheciis tectis globosis nigris, ostiolo elongato stricto nigro  
5-4. plo longiore; ascis tenerrimis; sporidiis minutissimis globosis.

Ad folia delapsa *Pruni Padi*. Autumno.

Nota. *Asteromatis Padi* semper comes; hoc epigenum, illa hypogena.

Fig. 42

*Ascochyta strobilina* Lib., Pl. Crypt. Arduenna, Fasc. 2, no. 150, 1832.

≡ *Hymenula strobilina* (Lib.) Roum. [as "Lib. in Herb."], Rev. Mycol. (Toulouse) 2(1): 15, 1880.

≡ *Hymenopsis strobilina* (Lib.) Sacc., Syll. fung. 4: 747, 1886.

≡ *Dothiorella strobilina* (Lib.) Sacc., Malpighia 2: 19, 1888.

Notes: This is a new species name validly published on the label of Lib., Pl. Crypt. Arduenna 150 (fig. 43). On the label of no. 150, Libert corrected the genus name "*Ascoxyta*" to *Ascochyta* under "Nota".  
Synonymy, see Mel'nik (2000: 139).

150. ASCOCHYTA STROBILINA.

Erumpens rotunda epidermide lacerata cincta, stromate nigro; peritheciis immersis confertis minutis; ostiolis globosis; cirrhis albis; ascis cylindricis; sporidiis 4, opacis.

In pagina exteriori squamarum *Pini Abietis* et *Piceæ*. Vere.

NOTA. Nomen ASCOXYTÆ in ASCOCHYTAM mutavi a vocibus Ἀσχοϋς, et ἄστρος.

Obs. Sine ordine naturali sequentur, donec quid species, quid varietas sit certe constiterit.

Fig. 43

*Ascochyta hippocastani* Lib., Pl. Crypt. Arduenna, Fasc. 2, no. 151, 1832.

≡ *Diplodina hippocastani* (Lib.) Sacc., Malpighia 2: 21, 1888.

Notes: This is a new species name validly published on the label of Lib., Pl. Crypt. Arduenna 151 (fig. 44). Mel'nik (2000: 133) excluded this name from *Ascochyta* and identified it as "?*Cytodiplodia* sp."

151. ASCOCHYTA HIPPOCASTANI.

Sparsa. Peritheciis tectis globosis rufo-fuscis, ore orbiculari apertis; cirrhis albis; ascis fusiformibus rectis; sporidiis 6 opacis.

In cortice ramorum *Æsculi Hippocastani*. Hieme.

Fig. 44

*Ascochyta oxyacanthæ* (Kunze & J.C. Schmidt) Lib., Pl. Crypt. Arduenna, Fasc. 2, no. 152, 1832.

≡ *Septoria oxyacanthæ* Kunze & J.C. Schmidt [as "*Septaria*"], Mykol. Hefte 2: 108, 1823.

≡ *Phloeospora oxyacanthæ* (Kunze & J.C. Schmidt) Wallr., Fl. crypt. Germ. 2: 117, 1833.

≡ *Sphaerulina oxyacanthæ* (Kunze & J.C. Schmidt) Quaedvl., Verkley & Crous, Stud. Mycol. 75: 345, 2013.

Notes: This is a new combination validly published on the label of Lib., Pl. Crypt. Arduenna 152 (fig. 45).



152. ASCOCHYTA OXYACANTHÆ.

Septaria Oxyacanthæ, Kunz. Mycol. Heft. 2. p. 109.— Link. Sp. Pl. 2. p. 88.

Epiphylla. Maculis purpurascensibus; peritheciis nigris poro dilatato apertis; cirrhis albo-flavescentibus; ascis longissimis subcurvatis utrinque attenuatis; sporidiis 8-10 opacis.

In foliis *Cratægi Oxyacanthæ*. Autumnò.

Fig. 45

*Ascochyta padi* Lib., Pl. Crypt. Arduenna, Fasc. 2, no. 153, 1832.

= *Pseudopeziza jaapii* Rehm, Ann. Mycol. 5(6): 465, 1907.

≡ *Blumeriella jaapii* (Rehm) Arx, Phytopath. Z. 42(2): 164 (1961)

[Full synonymym, see: <http://www.speciesfungorum.org/GSD/GSDspecies.asp?RecordID=327015>; <https://www.mycobank.org/MB/327015>.]

Notes: This is a new species name validly published on the label of Lib., Pl. Crypt. Arduenna 153 (fig. 46). *Ascochyta padi* is the oldest valid name for this species and has priority over *Pseudopeziza jaapii*, i.e., the latter name is in need of conservation to take precedence over *A. padi* and additional older anamorph-typified names. *Blumeriella jaapii* is an important, phytopathologically relevant plant disease with a huge amount of published literature.

153. ASCOCHYTA PADI.

Hypophylla. Maculis parvis fuscis; peritheciis prominulis fuscis poro apertis; cirrhis albis; ascis longissimis linearibus curvatis; sporidiis 10-12 pellucidis.

In foliis languescentibus *Pruni Padi*. Æstate.

Fig. 46

*Ascochyta aesculi* Lib., Pl. Crypt. Arduenna, Fasc. 2, no. 154, 1832.

≡ *Septoria aesculi* (Lib.) Westend., Bull. Acad. R. Sci. Belg., Cl. Sci. 18(2): 394, 1852.

≡ *Rhabdospora aesculi* (Lib.) Kuntze, Revis. gen. pl. 3(3): 509, 1898.

≡ *Phloeospora aesculi* (Lib.) Lind [as “*Phleospora*“], Danish Fungi as represented in the herbarium of E. Rostrup: 463, 1913, nom. illeg. (Art. 53.1), non Cooke, 1887.

= *Sphaeria aesculicola* Fr., Syst. mycol. 2(2): 530, 1823, nom. sanct.

≡ *Depazea aesculicola* (Fr.) Fr., Syst. mycol. (Index): 84, 1832.

≡ *Septoria aesculicola* (Fr.) Westend., Herb. Crypt. Belg.: no. 1384, 1859.

≡ *Rhabdospora aesculicola* (Fr.) Kuntze, Revis. gen. pl. 3(3): 509, 1898.

= *Septoria aesculicola* Fuckel, Fungi Rhen. Exs., Fasc. 6: no. 510, 1863, nom. illeg. (Art. 53.1), non (Fr.) Westend., 1859.

= *Sphaerella aesculi* Cocc. & Morini, Mém. R. Accad. Sci. Ist. Bologna, Ser. 4, 8: 23, 1887.

≡ *Mycosphaerella aesculi* (Cocc. & Morini) Tomilin, Novosti Sist. Nizsh. Rast., 1968 [5]: 163, 1968.

Notes: This is a new species name validly published on the label of Lib., Pl. Crypt. Arduenna 154 (fig. 47). The name *Sphaeria (Depazea) aesculicola* Fr. was cited in the protologue, but not meant to be a full genuine synonym of the new name (see comments in the introduction). The first valid publication of the combination *Septoria aesculicola* dates back to Westendorp (1859, see: [https://www.mycportal.org/portals/mycology/NY/03619/03619315\\_1566589818\\_web.jpg](https://www.mycportal.org/portals/mycology/NY/03619/03619315_1566589818_web.jpg)), which had already been pointed out by Teterevnikova-Babayan (1987: 225). The synonymy of *Mycosphaerella aesculi* goes back to Teterevnikova-Babayan (1987: 225). A discussion on *Septoria* spp. on *Aesculus*, including *S. aesculi*, has been published by Bedlan (2010).

#### 154. ASCOCHYTA ÆSCULI.

*Depazea Æsculicola*, Fr. Syst. Myc. 2. p. 550.

**Hypophylla.** Maculis parvis orbiculatis fusco-albicantibus; peritheciis 1-5, fusco-nigricantibus poro apertis dein irregulariter dehiscentibus; cirrhis albis; ascis linearibus curvatis; sporidiis 8-10 opacis.

In foliis *Aesculi Hippocastani*. Autumno.

Fig. 47

*Ascochyta cytisi* Lib., Pl. Crypt. Arduenna, Fasc. 2, no. 156, 1832.

≡ *Phyllosticta coniothyrioides* Sacc., Malpighia 2: 19, 1888, non *P. cytisi* Desm. 1847.

≡ *Phyllostictella coniothyrioides* (Sacc.) Tassi, Bull. Lab. Orto Bot. Reale Univ. Siena 4: 4, 1901.

= *Sphaeria leguminis-cytisi* Desm., Ann. Sci. Nat. Bot., Ser. 2, 19: 358 1843.

≡ *Diplodia leguminis-cytisi* (Desm.) Lév., Ann. Sci. Nat., Bot., Sér. 3, 5: 293, 1846.

≡ *Sphaerella leguminis-cytisi* (Desm.) Ces. & De Not., Comm. Soc. Crittog. Ital. 1(4): 237, 1863.

≡ *Mycosphaerella leguminis-cytisi* (Desm.) Lindau, in Engler & Prantl, Nat. Pflanzenfam., Teil. I, 1(1): 425, 1897.

≡ *Diplodina leguminis-cytisi* (Desm.) Höhn., Hedwigia 60: 139, 1918.

= *Ascochyta siliquastri* Pass., Hedwigia 17: 172, 1878.

≡ *Microdiplodia siliquastri* (Pass.) Sacc. & D. Sacc., Syll. fung. 18: 325, 1906.

= *Ascochyta leguminum* Sacc., Michelia 1: 530, 1879.

= *Marssonina carnea* Vesterg., Jahrekatalog der Wiener Kryptog. Tauschanstalt: 4, 1897.

≡ *Marssonina carnea* (Vesterg.) Magnus, Hedwigia 45: 91, 1906.

= *Phyllosticta laburni* Oudem., Ned. kruidk. Archf., Sér. 3, 2: 226, 1901.

≡ *Ascochyta laburni* (Oudem.) Petr., Fungi Polon. Exs. 1: no. 9, 1920, nom. illeg. (Art. 53.1), non Sacc., 1879.

= *Ascochyta laburni* Kabát & Bubák, Hedwigia 52: 347, 1912, nom. illeg. (Art. 53.1), non Sacc., 1879.

≡ *Ascochyta kabatiana* Trotter, Syll. fung. 25: 330, 1931.

= *Ascochyta laburni* Cejp, in Cejp & Zavřel, Zpr. Vlastivédného Ustavu v Olomouci 141: 13, 1968, nom. illeg. (Art. 53.1), non Sacc., 1879.

Notes: This is a new species name validly published on the label of Lib., Pl. Crypt. Arduenna 156 (fig. 48). Mel'nik (2000: 89) treated *Ascochyta cytisi* in detail and maintained this species as true *Ascochyta* species. He reduced several names to synonymy with *A. cytisi*, mostly based on the examination of type material. Recognised synonyms are listed above. Höhnel (1919: 139) discussed the nomenclature and taxonomy of *Sphaeria leguminis-cytisi* in detail. Mel'nik (l.c.) listed several additional synonyms, including *Ascochyta lathyri* var. *lathyri-odorati* Kabát & Bubák, *Diplodina rhachidiola* Bubák (≡ *A. rhachidicola* (Petr.) Bond.-Mont.), *Ascochyta astragali* f. *foliicola* Woron., and *A. lathyrina* Hollós. The synonymy of these taxa, described on host species of the genera *Astragalus* and *Lathyrus*, are unclear and in need of confirmation.

#### 156. ASCOCHYTA CYTISI.

**Epiphylla.** Maculis suborbiculatis cinereis in ambitu umbrinis; peritheciis globosis fuscis poro apertis, cirrhis rubellis, ascis ovoideis; sporidiis 2 pellocidis.

In foliis *Cytisi Laburni*. Autumno.

Fig. 48

*Ascochyta calamagrostidis* Lib., Pl. Crypt. Arduenna, Fasc. 2, no. 157, 1832.

≡ *Septoria calamagrostidis* (Lib.) Sacc., Malpighia 2(1): 22, 1888.

≡ *Rhabdospora calamagrostidis* (Lib.) Kuntze, Revis. gen. pl. 3(3): 510, 1898.

= *Septoria caballeroi* Gonz. Frag., Trab. Mus. Nac. Cienc. Nat., Ser. Bot., 7: 49, 1914.

Notes: This is a new species name validly published on the label of Lib., Pl. Crypt. Arduenna 157 (fig. 49). Synonymy of *Septoria caballeroi*, see Teterevnikova-Babayana (1987: 305).

157. ASCOCHYTA CALAMAGROSTIDIS.

Epiphylla. Maculis linearibus albis ; peritheciis nigris ore orbiculari apertis ; cirrhis albo-flavescentibus ; ascis linearibus subcurvatis ; sporidiis 8-10 opacis.

In foliis *Calamagrostidis sylvaticæ*. Autumno.

Fig. 49

*Ascochyta dianthi* Lib., Pl. Crypt. Arduenna, Fasc. 2, no. 158, 1832.

= *Sphaeria filum* Biv., Stirp. Rar. Sic. 3: 12, 1815.

≡ *Phoma filum* (Biv.) Fr., Systema mycol. 2: 547, 1823, nom. sanct.

≡ *Darluca filum* (Biv.) Berk. [as "Castagne"], Outl. Brit. Fung.: 318, 1860.

≡ *Sphaerellopsis filum* (Biv.) B. Sutton, Mycol. Pap. 141: 196, 1977.

Notes: This is a new species name validly published on the label of Lib., Pl. Crypt. Arduenna 158 (fig. 50). Mel'nik (2000: 131) examined type material of *A. dianthi* and pointed out that this name is a synonym of "*Darluca filum*" [modern treatment, see: <https://www.facesoffungi.org/sphaerellopsis-filum/>.] The valid name *Ascochyta dianthi* Lib. influences *Ascochyta dianthi* (Alb. & Schwein.) Berk.:

*Sphaeria dianthi* Alb. & Schwein., Consp. fung.: 47, 1805.

≡ *Depazea dianthi* (Alb. & Schwein.) Rabenh., Deutschl. Krypt.-Fl. 1: 137, 1844.

≡ *Septoria dianthi* (Alb. & Schwein.) Desm., Ann. Sci. Nat., Bot., Sér. 3, 11(2): 346, 1849.

≡ *Ascochyta dianthi* (Alb. & Schwein.) Berk., Outl. Brit. Fung.: 320, 1860, nom. illeg. (Art. 53.1), non Lib., 1832.

≡ *Rhabdospora dianthi* (Alb. & Schwein.) Kuntze, Revis. gen. pl. 3(3): 511, 1898.

158. ASCOCHYTA DIANTHI.

Epiphylla. Maculis indeterminatis pallidis ; peritheciis minutis fuscis poro apertis ; cirrhis albis ; ascis ellipsoideis ; sporidiis 5 pellucidis.

In foliis languescentibus *Dianthi barbati*. Autumno.

Fig. 50

*Ascochyta anemones* Lib., Pl. Crypt. Arduenna, Fasc. 2, no. 159, 1832 [non *Septoria anemones* Desm., 1838].

= *Septoria sylvicola* Desm., Pl. Crypt. France, Ed. 2, Ser. 2: no. 690, 1859.

≡ *Rhabdospora sylvicola* (Desm.) Kuntze [as "*sylvicola*"], Revis. gen. pl. 3(3): 513, 1898.

Notes: This is a new species name validly published on the label of Lib., Pl. Crypt. Arduenna 159 (fig. 51). Synonymy and taxonomy, see Teterevnikova-Babayana (1987: 355) and Mel'nik (2000: 127). The original spelling of the epithet was "*sylvicola*" [see:

[https://www.mycportal.org/portal/temp/images/store/BPI/web/BPI\\_127K\\_exsiccati/954/BPI%20954817.jpg](https://www.mycportal.org/portal/temp/images/store/BPI/web/BPI_127K_exsiccati/954/BPI%20954817.jpg).]

159. ASCOCHYTA ANEMONES.

Epiphylla. Maculis nullis ; peritheciis prominulis nigris collapsis poro apertis ; cirrhis albis ; ascis tenerrimis linearibus curvatis ; sporidiis 8-10 opacis.

In foliis *Anemones nemorosæ*. Vere.

Nota. Cavē ne cum *Dothidea Anemones* Fr. eam confundas.

Fig. 51

*Pilidium carbonaceum* (Fr.) Lib., Pl. Crypt. Arduenna, Fasc. 2, no. 160, 1832.

≡ *Xyloma carbonaceum* Fr., Observ. mycol. 2: 359, 1818.

≡ *Phacidium carbonaceum* (Fr.) Fr., Syst. mycol. 2(2): 574, 1823, nom. sanct.

≡ *Discella carbonacea* (Fr.) Berk. & Broome, Ann. Mag. Nat. Hist., Ser. 2, 5: 377, 1850.

≡ *Coccomyces carbonaceus* (Fr.) Quél., Enchir. fung.: 337, 1886.

Notes: This is a new combination validly published on the label of Lib., Pl. Crypt. Arduenna 160 (fig. 52). According to Berkeley & Broome (1850: 377), the material distributed as "*Pilidium carbonaceum*" by Libert in Pl. Crypt. Arduenna 160 belongs to *Cenangium fuliginosum* Fr. (now *Godronia fuliginosa* (Pers.) Seaver)

[see also: [https://www.mycodb.fr/fiche.php?genre=Godronia&espece=fuliginosa.](https://www.mycodb.fr/fiche.php?genre=Godronia&espece=fuliginosa)]

*Pilidium*. Kunze *Myc. Heft.* 2. p. 92.

160. **PILIDIUM CARBONACEUM.**

*Phacidium carbonaceum*, Fr. *Syst. Myc.* 2. p. 574.

Erumpens. Peritheciis subrotundis oblongisve confertis atris in lacinias irregulares dehiscens; pulpa alba; ascis fusiformibus; sporidiis 5 pellucidis.

Ad ramos *Salicinos*. Vere.

Fig. 52

*Leptothyrium tremulae* Lib., Pl. Crypt. Arduenna, Fasc. 2, no. 161, 1832.

≡ *Titaosporina tremulae* (Lib.) Luijk, *Ann. Mycol.* 17(2/6): 112, 1920.

= *Gloeosporium populi-albae* Desm., *Bull. Soc. Bot. France* 4: 799, 1857.

= *Leptothyrium circinans* Fuckel, *Fungi Rhen. Exs.*, Fasc. 6: no. 554, 1863.

≡ *Gloeosporium circinans* (Fuckel) Sacc., *Mycoth. Ven.*, Cent. 10: no. 966, 1876.

= *Gloeosporium tremulae* Pass., in Rabenh., *Fungi Eur. Exs.* (Klotzschii Herb. Viv. Mycol. Continuatio, Ed. Nova, Ser. Sec.), Cent. 19: no. 1880, 1874 [and *Hedwigia* 13(12): 187, 1874].

≡ *Gloeosporidium tremulae* (Pass.) Höhn., *Sitzungsber. Akad. Wiss. Wien, Math.-Nat. Kl., Abt. 1*, 125(1-2): 95, 1916, nom. inval. (Art. 35.2).

Notes: This is a valid and legitimate species name published on the label of Lib., Pl. Crypt. Arduenna 161 (fig. 53). This name is not superfluous, although Libert (l.c.) cited *Xyloma concentricum* Pers. and *Depazea frondicola* Fr. (now *Sphaerulina frondicola* (Fr.) Verkley, Quaedvl. & Crous) on the label, but these names were not meant to be genuine synonyms (see discussion in the introduction). *Gloeosporium tremulae* Pass. was not introduced with reference to *Leptothyrium tremulae*, i.e., this is a separate name and not a combination, based on the latter name. The affinity of *Titaosporina tremulae* is not quite clear. *T. tremulae* is the type species of *Titaosporina*. However, the latter genus name has been cited as synonym of *Asteroma* [see: <https://www.mycobank.org/MB/10241>; <http://www.indexfungorum.org/names/NamesRecord.asp?RecordID=10241>; <https://www.irmng.org/aphia.php?p=taxdetails&id=1312251>.] However, under these circumstances, *T. tremulae* should be a species of *Asteroma*.

*Leptothyrium* Kunze *Myc. Heft.* 2 p. 49.

161. **LEPTOTHYRIUM TREMULÆ.**

*Xyloma concentricum*, Pers. *Syn.* p. 107.

*Depazea frondicola*, Fr. *Syst. Myc.* 2 p. 529.

Epiphyllum. Maculis magnis irregularibus fusco-cinerascentibus; peritheciis planiusculis fuscis siccitate plicatis basi circumscissis; pulpa griseo-umbrina; ascellis cylindricis; sporidiis 3-4 opacis.

In foliis *Populi tremulae*. Autumno.

Fig. 53

*Leptothyrium fragariae* Lib., Pl. Crypt. Arduenna, Fasc. 2, no. 162, 1832.

≡ *Diplocarpon fragariae* (Lib.) Rossman, in Johnston et al., *IMA Fungus* 5(1): 99, 2014.

[Full synonymy, see: <http://www.speciesfungorum.org/GSD/GSDspecies.asp?RecordID=808805>; <https://www.mycobank.org/MB/808805>.]

Notes: This is a new species name validly published on the label of Lib., Pl. Crypt. Arduenna 162 (fig. 54).

162. LEPTOTHYRIUM FRAGARLÆ.

Epiphyllum. Maculis indeterminatis rubris; peritheciis planissimis rugosis nitidis nigris basi circumscissis; pulpa grisea; ascellis cylindricis; sporidiis 4-5 pellucidis.

In foliis *Fragariæ vescæ*. Autumno.

Fig. 54

*Leptothyrium betulæ* Lib., Pl. Crypt. Arduenna, Fasc. 2, no. 163, 1832.

≡ *Marssonina betulæ* (Lib.) Magnus, Hedwigia 45: 90, 1906.

[Full synonymy, see: <http://www.speciesfungorum.org/GSD/GSDspecies.asp?RecordID=100639>; <https://www.mycobank.org/MB/100639>.]

Notes: This is a new species name validly published on the label of Lib., Pl. Crypt. Arduenna 163 (fig. 55).

165. LEPTOTHYRIUM BETULÆ.

Epiphyllum. Maculis irregularibus subradiatis fuscis; peritheciis planiusculis rugosis oblongo-diformibus confluentibus basi circumscissis fuscis; pulpa alba; ascellis cylindricis; sporidiis 4-5 pellucidis.

In foliis *Betulae albæ*. Æstate.

Fig. 55

*Leptothyrium juglandis* Lib., Pl. Crypt. Arduenna, Fasc. 2, no. 164, 1832.

≡ *Marssonina juglandis* (Lib.) Sacc. [as "*Marsonia*"], Michelia 2(6): 119, 1880.

≡ *Gloeosporium juglandis* (Lib.) Trel., Trans. Wis. Acad. Sci. Arts Lett. 6: 120, 1883.

≡ *Marssonina juglandis* (Lib.) Magnus, Hedwigia 45: 90, 1906.

≡ *Marssoniella juglandis* (Lib.) Höhn., Sitzungsber. Akad. Wiss. Wien, Math.-Naturw. Kl., Abt. 1, 125(1-2): 82, 1916.

≡ *Neomarssoniella juglandis* (Lib.) U. Braun, Nova Hedwigia 53(3-4): 304, 1991.

= *Sphaeria leptostyla* Fr., Syst. mycol. 2(2): 517, 1823, nom. sanct.

≡ *Gnomonia leptostyla* (Fr.) Ces. & De Not., Comm. Soc. Crittog. Ital. 1(4): 232, 1863.

≡ *Ophiognomonia leptostyla* (Fr.) Sogonov, Stud. Mycol. 62: 62, 2008.

= *Sphaeria juglandis* DC., Fl. franç., Edn 3, 5/6: 130, 1815.

≡ *Gnomonia juglandis* (DC.) Traverso, R.C. Congr. Bot. Palermo, 1902: 3 (extr.), 1902.

Notes: This is a new species name validly published on the label of Lib., Pl. Crypt. Arduenna 164 (fig. 56). Libert (l.c.) cited two names in the protologue, but intended to publish a new species, accompanied by a Latin description. The cited names were undoubtedly used in the sense of "pro parte".

164. LEPTOTHYRIUM JUGLANDIS.

Xyloma Juglandis, De Cand. Fl. fr. 6. p. 158.

Depazea Juglandicola, Fr. El. fung. 2. p. 110.

Hypophyllum. Maculis orbiculatis griseis, peritheciis planiusculis minutis rugosis fuscis basi circumscissis; pulpa grisea; ascellis ellipsoideis; sporidiis 2 opacis.

In foliis *Juglandis Regiæ*. Autumno.

Fig. 56

*Sphaeronaema anemones* (DC.) Lib. [as "*Sphaeronema*"], Pl. Crypt. Arduenna, Fasc. 2, no. 167, 1832.

≡ *Sphaeria anemones* DC., Fl. franç., Ed. 3, 5/6: 143, 1815.

≡ *Dothidea anemones* (DC.) Fr., Syst. mycol. 2(2): 563, 1823, nom. sanct.

≡ *Chytridium anemones* (DC.) de Bary & Woronin, Ber. Verh. Naturf. Ges. Freiburg 3(2): 50, 1863.

≡ *Synchytrium anemones* (DC.) Woronin, Bot. Zeitung 26: 100, 1868.

[Full synonymy, see: <http://www.speciesfungorum.org/GSD/GSDspecies.asp?RecordID=224845>; <https://www.mycobank.org/MB/224845>.]

Notes: This is a new combination validly published on the label of Lib., Pl. Crypt. Arduenna 167 (fig. 57). A detailed treatment of this fungus was published by de Bary & Woronin (1864). The combination "*Chytridium ? anemones* (DC.) de Bary & Woronin" was introduced on page 50. In an addendum on page 61, de Bary mentioned that he had examined Lib., Pl. Crypt. Arduenna 167 and confirmed that the distributed material also belongs to *Chytridium anemones*.

167. SPHÆRONEMA ANEMONES.

*Sphæria Anemones*, De Cand. Fl. fr. 6. p. 143.

*Dothidea Anemones*, Fr. Syst. Myc. 2. p. 565.

Peritheciis sparsis aggregatisve hemisphæricis rugosis nigris ore orbiculari apertis; globulo sporidiorum mucoso in sacculo membranaceo purpureo-fusco incluso dein erumpente; sporidiis minutissimis globosis nudis.

In petiolis et foliis *Anemones nemorosæ*. Vere.

Fig. 57

*Cytospora aucupariae* Lib. [as "*Cytispora*"], Pl. Crypt. Arduenna, Fasc. 2, no. 168, 1832, nom. illeg. (Art. 52.1).

Notes: This is a new species name validly published on the label of Lib., Pl. Crypt. Arduenna 168 (fig. 58). In the protologue, Libert (l.c.) cited *Sphaeria cespitosa* and added a description, with reference to Tode's original description. However, he also added a separate description for his *Cytospora aucupariae*, suggesting that he intended to introduce a new species for another morph of the fungus that he considered *Sphaeria cespitosa*. Therefore, Libert's name can be considered a new, separate species name (Art. F.8.1).

168. CYTISPORA AUCUPARIÆ.

*Sphaeria cespitosa*, composita, hydnoides, lamellata, globoso-cespitosa, aggregata, atra; lamellis radiatis inferne connatis, apice sphæruliferis. Tode *Fung. Meckl.* 2. p. 41. t. 14. f. 113.

Cespitosa nigra. Peritheciis elongatis erectis basi connatis apice distinctis poro perviis; cirrhis hyalinis; sporidiis minutissimis globosis nudis.

In ramis exsiccatis *Sorbi Aucupariæ*. Vere.

Fig. 58

*Cytospora tumida* (Pers.) Lib. [as "*Cytispora*"], Pl. Crypt. Arduenna, Fasc. 2, no. 170, 1832.

≡ *Sphaeria tumida* Pers., Syn. meth. fung. 1: 41, 1801.

≡ *Thyridium tumidum* (Pers.) Fuckel, Jahrb. Nassauischen Vereins Naturk. 25-26: 314, 1871.

≡ *Fenestella tumida* (Pers.) Sacc., Syll. fung. 2: 329, 1883.

Notes: This is a new combination validly published on the label of Lib., Pl. Crypt. Arduenna 170 (fig. 59). Modern description, see Selçuk & Hüseyin (2014). The material distributed in Lib., Pl. Crypt. Arduenna 170 belongs to *Cytospora ceratosperma* (Tode) G.C. Adams & Rossman, see [https://nt.ars-grin.gov/sbmlweb/onlineresources/nomenfactsheets/rptBuildFactSheet\\_onLine.cfm?thisName=Valsa](https://nt.ars-grin.gov/sbmlweb/onlineresources/nomenfactsheets/rptBuildFactSheet_onLine.cfm?thisName=Valsa) species (Anamorph *Cytospora*) on Rosa&currentDS=specimens

170. CYTISPORA TUMIDA.

*Sphæria tumida*, Pers. Syn. p. 11.

Majuscula, subrotunda, erumpens, in series parallelas approximata confluens; conceptaculo fusco-nigrescente. Peritheciis elongatis congestis olivaceo-cinerascentibus; collis latentibus dein teretibus spinulosis cirrhis crassis aurantio-ferrugineis; sporidiis minutissimis globosis nudis.

In ramis *Quercinis*. Hieme. Vere.

Fig. 59

*Dothidea stellariae* Lib., Pl. Crypt. Arduenna, Fasc. 2, no. 172, 1832.

≡ *Omphalospora stellariae* (Lib.) Theiss. & Syd., Ann. Mycol. **13**(3/4): 361, 1915.

[Full synonymy, see: <http://www.speciesfungorum.org/GSD/GSDspecies.asp?RecordID=181905>;  
<https://www.mycobank.org/MB/181905>.]

Notes: This is a new species name validly published on the label of Lib., Pl. Crypt. Arduenna 172 (fig. 60).

172. DOTHIDEA STELLARIÆ.

Elongato-lanceolata confluens atra; cellulis immersis minutis globosis  
albis; ascis oblongis fixis; sporidiis globosis.

In foliis *Stellariæ nemorum*. Æstate.

Fig. 60

*Dothidea veronicae* Lib., Pl. Crypt. Arduenna, Fasc. 2, no. 173, 1832.

≡ *Asterina veronicae* (Lib.) Cooke, Grevillea **5**(35): 122, 1877.

[Full synonymy, see: <http://www.speciesfungorum.org/GSD/GSDspecies.asp?RecordID=119621>;  
<https://www.mycobank.org/MB/119621>.]

Notes: This is a new species name validly published on the label of Lib., Pl. Crypt. Arduenna 173 (fig. 61).

173. DOTHIDEA VERONICÆ.

Fibrillis e centro radiantibus ramosis nigris; peritheciis hemisphæricis  
minutis in cespitulum orbicularem stipatis, apice in lacinias irregulares  
dehiscentibus; ascis globosis fixis; sporidiis oblongis uniseptatis hyalinis.

In foliis *Veronicæ officinalis*. Autumno.

*Nota.* Transitus ad LASIOBOTRYDEM cui forte melius adscribenda.

Fig. 61

*Phacidium medicaginis* Lib., Pl. Crypt. Arduenna, Fasc. 2, no. 176, 1832.

≡ *Pseudopeziza medicaginis* (Lib.) Sacc., Malpighia **1**(10-11): 455, 1887.

≡ *Pseudopeziza trifolii* f. *medicaginis* (Lib.) Rehm, in Rabenh. Krypt.-Fl., Ed. 2, **1.3**(Lief. 36): 598,  
1891.

= *Phyllachora medicaginis* Sacc., Atti Soc. Veneto-Trent. Sci. Nat. **2**(1): 145, 1873.

Notes: This is a new species name validly published on the label of Lib., Pl. Crypt. Arduenna 176 (fig. 62).

176. PHACIDIUM MEDICAGINIS.

Epiphyllum, minutum maculæ orbiculari fuscæ insidens sphæriæforme  
dein in lacinias 5-4 dehiscentibus; disco planiusculo fusco-pallido; ascis elon-  
gatis, sporidiis ovoideis hyalinis.

In foliis *Medicaginis Willdenovii*. Autumno.

Fig. 62

*Didymium michelii* Lib., Pl. Crypt. Arduenna, Fasc. 2, no. 180, 1832.

≡ *Physarum michelii* (Lib.) Corda, Icon. fung. **5**: 57, 1842.

≡ *Chondrioderma michelii* (Lib.) Rostaf., in Fuckel, Jahrb. Nassauischen Vereins Naturk. **27-28**: 74,  
1873.

≡ *Diderma michelii* (Lib.) Morgan, J. Cincinnati Soc. Nat. Hist. **16**: 153, 1894.

= *Reticularia hemisphaerica* Bull., Herbar de la France **10**: tab. 446, fig. 1, 1790.

≡ *Diderma hemisphaericum* (Bull.) Hornem., Fl. Danica **13**: 13, 1829.

Notes: This is a new species name validly published on the label of Lib., Pl. Crypt. Arduenna 180 (fig. 63). Synonymy, see "Annotated Checklist for the Myxomycota of Germany" [<http://www.gbif-mycology.de/DatabaseClients/GBIFmyxchecklist/details.jsp?jsessionid=074ED1DBAE6C9E0FD006F03DA431CBE4?AcceptedName=Diderma+hemisphaericum+%28Bull.%29+Hornem.>]

180. DIDYMIUM MICHELII.

Mucilago n. 5 Mich. Nov. Pl. gen. p. 216. Tab. 96. f. 5.

Peridiis appianatis crusta calcarea fragili, velatis, venis exsiccatis Mesentericæ insidentibus subtus stipiteque crassiusculo striatis rufis; floccis densis griseis; sporis globosis fuscis.

Gregarium in foliis vivis et emortuis, stipulis, lignis, etiam in fimi equini aggeribus. Autumno.

Fig. 63

*Coniosporium violae* Lib., Pl. Crypt. Arduenna, Fasc. 2, no. 184, 1832.

≡ *Laestadia violae* (Lib.) Sacc., Syll. fung. 1: 431, 1882.

≡ *Carlia violae* (Lib.) Kuntze, Revis. gen. pl. 2: 846, 1891.

≡ *Phyllosticta libertiana* Sacc. & Marchal, Rev. Mycol. (Toulouse) 7(26): 147, 1885, replacement name [non *Phyllosticta violae* Desm., 1847].

Notes: This is a new species name validly published on the label of Lib., Pl. Crypt. Arduenna 184 (fig. 64). *Phyllosticta libertiana* is a replacement names based on *Coniosporium violae* (non *Phyllosticta violae* Desm.). Saccardo & Marchal (1885) described pycnidia and conidia (60–70 µm diam., conidia 3–4 × 2–2.5 µm), which probably pertain to a *Phoma*. Van der Aa & Vanev (2002: 289) examined a collection from BR that they erroneously considered the holotype for this replacement name, but only found sterile ascomata. Libert's syntypes of *C. violae* distributed in Pl. Crypt. Arduenna 184, including the material deposited at HAL, contain leaf spots densely covered with sterile ascoma initials (25–80 µm diam., brown, cells 3–10 µm diam., walls somewhat thickened). They might pertain to *Mycosphaerella violae* Potebnia. Libert's original description undoubtedly referred to these ascoma initials (spores were not described).

*Phyllosticta libertiae* Sacc., Malpighia 2(1): 18, 1888, is an additional species name based on Libert's Pl. Crypt. Arduenna 184 (p.p.). Based on the minute narrow spores (pycnidia 80–90 µm diam., spores ellipsoid, 1–1.5 × 0.7–1 µm), this name undoubtedly belongs to an *Asteromella*, which has also been confirmed by van der Aa & Vanev (2002: 289), who discussed a possibly relation of this taxon as spermogonial stage of *Mycosphaerella violae* Potebnia. This is, however, quite unclear and unproven. So far, only a single, morphologically quite distinct *Asteromella* species has been described from *Viola* spp., viz., the North American *Asteromella nigrescens* (Bonar & W.B. Cooke) van der Aa & Vanev (2002) with larger spermogonia, 100–130 µm diam., and conidia, 5–6 × 1.5–2 µm. Therefore, the name *Phyllosticta libertiae* should rather be treated under *Asteromella*: *Asteromella libertiae* (Sacc.) U. Braun & Bensch, **comb. nov.** (basonym: *Phyllosticta libertiae* Sacc., Malpighia 2(1): 18, 1888; MycoBank, MB843905).

184. CONIOSPORIUM VIOLÆ.

Peridiis minutis globosis atris in maculam orbicularem stipatis.

In foliis emortuis *Violæ odoratæ*. Hieme.

Fig. 64

*Illosporium fagineum* Lib., Pl. Crypt. Arduenna, Fasc. 2, no. 185, 1832.

≡ *Myxosporium fagineum* (Lib.) Corda, Icon. fung. 3: 2, 1839.

≡ *Phylloedium fagineum* (Lib.) Sacc., Syll. fung. 4: 661, 1886.

Notes: This is a new species name validly published on the label of Lib., Pl. Crypt. Arduenna 185 (fig. 65).

185. ILLOSPORIUM FAGINEUM.

Effusum difforme coccineum, siccitate in areolas polygonas diffractum; Sporangiiis globosis pedicello instructis aut destitutis.

Inter folia putrescentia *Fagi Sylvaticæ*. In serum Autumnum.

Fig. 65



*Sporotrichum fallax* Lib., Pl. Crypt. Arduenna, Fasc. 2, no. 187, 1832.  
 ≡ *Piloderma fallax* (Lib.) Stalpers, Stud. Mycol. **24**: 53, 1984.  
 = *Corticium bicolor* Peck, Bull. Buffalo Soc. Nat. Sci. **1**(2): 62, 1873.  
 ≡ *Terana bicolor* (Peck) Kuntze, Revis. gen. pl. **2**: 872, 1891.  
 ≡ *Athelia bicolor* (Peck) Parmasto, Eesti NSV Tead. Akad. Toim., Biol. Seer, **16**(4): 379, 1967.  
 ≡ *Piloderma bicolor* (Peck) Jülich, Ber. Deutsch. Bot. Ges. **81**: 417, 1969.  
 = *Piloderma croceum* J. Erikss. & Hjortstam, Cort. N. Europe **6**: 1201, 1981.  
 Notes: This is a new species name validly published on the label of Lib., Pl. Crypt. Arduenna 187 (fig. 66).

**187. SPOROTRICHUM FALLAX.**

Thallo effuso fibrilloso-byssino; floccis ramosis densissime intricatis septatis albis; sporidiis creberrimis minutissimis globosis primo aureis tum sulphureis demum albis.

In fagetis, ad folia dejecta, truncos et radices herbarum muscorumque. Autumno.

Fig. 66

*Helminthosporium pyrorum* Lib., Pl. Crypt. Arduenna, Fasc. 2, no. 188, 1832.  
 = *Venturia pyrina* Aderh. [as “*pirina*”], Landw. Jahrb. **25**: 875, 1896, nom. cons. prop. (Rossman et al., Taxon **67**: 1209–1211, 2018).  
 [Full synonymy, see: <https://www.mycobank.org/MB/121260>; see also Schubert et al. (2003: 82).]  
 Notes: This is a new species name validly published on the label of Lib., Pl. Crypt. Arduenna 188 (fig. 67).

**188. HELMINTHOSPORIUM PYRORUM.**

Flocci tenuissimi laxè aggregati simplices olivaceo-nigri septati obtusi fibrillis e centro radiantibus ramosis innascentes; sporidia ad basin coarctata pellucida ovato-clavata; sporæ 3–4 globosæ serie unica longitudinali positæ.

In foliis adhuc vivis *Pyri Mali* et *communis*. Autumno.

Fig. 67

*Puccinia scrophulariae* Lib. [as “*scrofulariae*”], Pl. Crypt. Arduenna, Fasc. 2, no. 193, 1832.  
 = *Uromyces scrophulariae* Fuckel, Fungi Rhen. Exs., Fasc. 4: no. 395, 1863.  
 [Full synonymy, see: <http://www.speciesfungorum.org/GSD/GSDspecies.asp?RecordID=235779>; <https://www.mycobank.org/MB/235779>.]  
 Notes: This is a new species name validly published on the label of Lib., Pl. Crypt. Arduenna 193 (fig. 68). The name *Uromyces scrophulariae* was introduced as new species, and not as new combination based on *Aecidium scrophulariae* (see Braun & Bensch 2019: 117).

**193. PUCCINIA SCROFULARIE.**

Maculis pallidis, acervis subrotundis, oblongis aut linearibus confluentibus epidermide rimatim rupta cinctis; sporidiis confertissimis subglobosis ovalibusve fuscis longe pedicellatis, plicis instructis sed non septatis.

In foliis et caulibus *Scrophulariæ nodosæ*. Autumno.

Fig. 68

*Sporisorium colchici* Lib., Pl. Crypt. Arduenna, Fasc. 2, no. 194, 1832.  
 = *Caeoma colchici* Schldtl., Linnaea **1**: 241, 1826.  
 ≡ *Polycystis colchici* (Schldtl.) Lév., Ann. Sci. Nat., Bot., Sér. 3, **8**: 372, 1847.  
 ≡ *Urocystis colchici* (Schldtl.) Rabenh., Fungi Eur. Exs. (Klotzschii Herb. Viv. Mycol. Continuatio, Ed. Nova, Ser. Sec.), Cent. 4: no. 396, 1861 [Bot. Zeitung 19: 296, 1861], nom. inval. (Art. 35.1).  
 ≡ *Urocystis colchici* (Schldtl.) A.A. Fisch. Waldh., Bull. Soc. Imp. Naturalistes Moscou **40**: 258, 1867.  
 ≡ *Tuburcinia colchici* (Schldtl.) Liro, Ann. Univ. Fenn. Aboënsis, Ser. A, **1**(1): 52, 1922.

≡ *Ustilago colchici* (Schldl.) Sacc. & Trotter, Syll. fung. **23**: 607, 1925.

Notes: This is a new species name validly published on the label of Lib., Pl. Crypt. Arduenna 194 (fig. 69).

*Sporisorium Link Sp. Pl. 2. p. 86.*

194. SPORISORIUM COLCHICI.

Maculis nullis, acervis elongatis epidermide rupta cinctis; acervulis sporidiorum subglobosis fusco-fuligineis floccis raris simplicibus septatis immixtis; sporidiis mole inæqualibus.

In foliis *Colchici autumnalis*, Æstate.

Fig. 69

*Sporisorium ranunculi* Lib., Pl. Crypt. Arduenna, Fasc. 2, no. 195, 1832.

≡ *Tubercinia ranunculi* (Lib.) Liro, Ann. Univ. Fenn. Aboënsis, Ser. A, **1**(1): 69, 1922.

≡ *Urocystis ranunculi* (Lib.) Moesz, A Kárpát-medence üszöggombái: 213, 1950.

Notes: This is a new species name validly published on the label of Lib., Pl. Crypt. Arduenna 195 (fig. 70).

195. SPORISORIUM RANUNCULI.

Maculis nullis; acervis subrotundis bullatis epidermide lacerata cinctis; acervulis sporidiorum globosis nigro-fuligineis, floccis raris simplicibus septatis immixtis; sporidiis diaphanis mole variis.

In foliis *Ranunculi repentis*. Autumno.

Fig. 70

## Literature

- Aa, H. A. van der; Vanev, S. 2002: A revision of the species described in *Phyllosticta*: 1–510.
- Aime, M. C., Bell, C. D. & Wilson, A. W. 2018: Deconstructing the evolutionary complexity between rust fungi (*Pucciniales*) and their plant hosts. *Studies in Mycology* **89**: 143–152.
- Aveskamp, M. M., de Gruyter, J., Woudenberg, J. H. C., Verkley, G. J. M. & Crous, P. W. 2010: Highlights of the *Didymellaceae*: A polyphasic approach to characterise *Phoma* and related pleosporalean genera. *Studies in Mycology* **65**: 1–60.
- Bary, H. A. de & Woronin, M. S. 1864: Beitrag zur Kenntnis der Chytridieen. *Berichte über die Abhandlungen der Naturforschenden Gesellschaft zu Freiburg im Breisgau* **3**(2): 22–61.
- Bedlan, G. 2010: *Septoria eferdingensis* PLENK – a new *Septoria*-species on *Aesculus hippocastanum*. *Journal für Kulturpflanzen* **62**(10): 383–385.
- Berkeley, M. J. & Broome, C. E. 1850: Notices of British fungi (380–437). *Annals and Magazine of Natural History* **5**: 365–380.
- Bonorden, H. F. 1851: *Handbuch der allgemeinen Mykologie als Anleitung zum Studium derselben: nebst speciellen Beiträgen zur Vervollkommnung dieses Zweiges der Naturkunde*. Stuttgart.
- Braun, U. 2018: Annotated list of taxonomic novelties published in “Herbarium Vivum Mycologicum” issued by J. F. Klotzsch and G. L. Rabenhorst between 1832 and 1855. *Schlechtendalia* **34**: 3–90.
- Braun, U. & Bensch, K. 2019: Annotated list of taxonomic novelties published in “Fungi Rhenani Exsiccati” Fasc. 1 to 7, issued by K. W. G. L. Fuckel in 1863. *Schlechtendalia* **36**: 103–131.
- Braun, U. & Bensch, K. 2020: Annotated list of taxonomic novelties published in “Fungi Rhenani Exsiccati” Supplementi Fasc. 1 to 5, issued by K. W. G. L. Fuckel between 1865 and 1867. *Schlechtendalia* **37**: 80–133.
- Corda, A. C. J. 1838: *Icones Fungorum hucusque Cognitarum*. Prague.
- Farr, D. F. 1991: *Septoria* species on *Cornus*. *Mycologia* **83**: 611–623.
- Fries, E. M. 1822: *Systema Mycologicum* **2**(1). Lund.
- Fries, E. M. 1832: *Systema Mycologicum* **3**(2). Greifswald.
- Höhnle, F. von 1919: Fungi imperfecti. Beiträge zur Kenntnis derselbigen. *Hedwigia* **60**: 129–209.
- Korf, R. P. 1951: A monograph of *Arachnopezizeae*. *Lloydia* **14**(3): 129–180.
- Lind, J. 1913: Danish Fungi as represented in the Herbarium of E. Rostrup. Copenhagen.
- Mel'nik, V. A. 2000: Key to the fungi of the genus *Ascochyta* Lib. (Coelomycetes). *Mitteilungen aus der Biologischen Bundesanstalt für Land und Forstwirtschaft Berlin-Dahlem* **379**: 1–192.
- Mugambi, G. K. & Huhndorf, S. M. 2010: Multigene phylogeny of the *Coronophorales*: morphology and new species in the order. *Mycologia* **102**(1): 185–210.

- Petrak, F. [1970-1971] 1971: Ergebnisse einer Revision der Grundtypen verschiedener Gattungen der Askomyzeten und Fungi imperfecti. *Sydowia* **24**: 249–255.
- Pfister, D. H., 1985. A Bibliographic Account of Exsiccatae Containing Fungi. *Mycotaxon* **23**: 1–139.
- Saccardo, P. A. 1884: *Sylloge fungorum omnium hucusque cognitum*, Vol. 3. Patavii.
- Saccardo, P. A., Marchal, E. 1885: *Reliquiae mycologicae Westendorpianae*. *Revue Mycologique Toulouse* **7**: 140–149.
- Schubert, K., Ritschel, A. & Braun, U. 2003: A monograph of *Fusicladium* s. lat. (Hyphomycetes). *Schlechtendalia* **9**: 1–132.
- Selçuk, F. & Hüseyin, E. 2014: New records of microfungi from mountain Starndha in Turkey (south-eastern Europe). II. *Mikologiya i Fitopatologiya* **48**(3): 202–208.
- Sivanesan, A. 1977: The taxonomy and pathology of *Venturia* species. *Bibliotheca Mycologica*, Band 59. Vaduz.
- Sydow, H. & Sydow, P. 1903: *Monographia Uredinearum seu Specierum Omnium ad hunc usque Diem Descriptio et Adumbratio Systematica*. 1. Genus *Puccinia*, Fasc. 3: 385-592. Lipsiae.
- Teterevnikova-Babayan, 1987: *Griby roda Septoriya v SSSR*. Erevan.
- Tulasne, E. L. R. & Tulasne, C. 1863: *Selecta Fungorum Carpologia* **2**. Paris.
- Verkley, G. J. M., Quaedvlieg, W., Shin, H.-D. & Crous, P. W. 2013: A new approach to species delimitation in *Septoria*. *Studies in Mycology* **75**: 213–305.
- Vězda, A. 1974. *Lichenes Selecti Exs.*, Fasc. 50 (No. 1233).
- Wijayawardene, N. N., Dai, D. Q., Tang, L.-Z., Fiuza, P. O., Barbosa, F. R., Cantillo-Perez, T. & Rajeshkumar, K. C. 2020: The genera of Coelomycetes; including genera of lichen forming, sexual morphs and synasexual morphs with coelomycetous morphs (A–C). *MycoAsia – Journal of Modern Mycology* **2020/03**: 1–92.
- Zhang, K., Shivas, R. G. & Cai, L. 2015: Synopsis of *Phyllosticta* in China. *Mycology* **6**(1): 50–75.

#### Addresses of the authors

Uwe Braun, Martin-Luther-Universität, Institut für Biologie, Bereich Geobotanik und Botanischer Garten, Neuwerk 21, 06099 Halle (Saale), Germany.  
(E-mail: uwe.braun@botanik.uni-halle.de)

Konstanze Bensch, Westerdijk Fungal Biodiversity Institute, P.O. Box 85167, NL-3508 AD Utrecht, The Netherlands.  
(E-mail: k.bensch@wi.knaw.nl)