



The Wisconsin Mycological Society
NEWSLETTER

Volume 31

Number 3

Fall 2014

A Riot of Autumnal Colors!



Photo by P. Kammer; Adams Co., WI.

Inside this issue:

- *Reports from summer and fall WMS forays
- *Calendar for 2015: January Potluck, Lectures, Forays
- *Photo submissions from WMS member
- *Report from the 2014 Annual NAMA Foray in Washington



Wisconsin Mycological Society
c/o Fred Kluhsman
5315 S. Sunnyslope Road
New Berlin, WI 53151

Bob Kaplan proudly shows off an *Albatrellus* found at the annual Devil's Lake Foray. For details on this and other events, see inside. Photo by B. Bunyard.



President's Message

Fall mushroom season is upon us. For all of September and the first part of October, the WMS had a busy calendar, with forays scheduled for every weekend. I hope you were able to join us for a few of these forays, or at least get out in the woods somewhere. Precipitation has not been the problem this year that it has been in some of the past years, so there were lots of mushrooms out there.

So why do we so look forward to this time of year? Many things can motivate people to look for mushrooms. Most of our membership is interested in collecting mushrooms for their great culinary possibilities. Many are interested in learning to identify fungi accurately, either because they want to feel safe about the mushrooms they eat or just because they want to have a better understanding of the natural world. Some are also interested in the capturing the beauty and variety of fungi in photographs. A variation on this interest is to draw or paint mushrooms. A few of our members have tried their hand at that, and in some cases over the years, their work was showcased on the cover of our newsletter. Some of the members whose drawings have been featured in the newsletter include our former president Chuck Fonaas, as well as Cheryl Rausch, Bill Blank, Sunny Rupnow, and Ed Pasek. We even had an event a number of years ago, led by our long-time mushroom guru Tula Erskine, where members copied by hand a mushroom picture key (designed by Kit Scates) so as to have a copy for their own use. [Some of you may have received a copy of this picture key in your intro packet when you joined the Wisconsin Mycological Society.]

Drawing mushrooms can be a great way to learn the profile of a mushroom and its significant features. I myself have never

been artistic, but right now, I'm trying to work my way through copying from *The Mushroom Trail Guide* by Phyllis Glick. This is an older book that contains only line drawings and no photographs whatsoever. When doing something like this, it is probably a good idea to also look at another mushroom guide with photos so that you can see a more realistic depiction of the mushroom that you are trying to draw and compare it to the line drawing. Of course, during mushroom season, you can draw from direct observation of specimens in the field. There are also a number of web pages that give advice on how to draw a mushroom, but often it is a cartoonish mushroom.

Before ending this message, I would like to sincerely say thank you to all of our foray leaders for sharing their time and expertise this summer and fall: John Steinke (22nd Midsummer Foray), Britt Bunyard (sixth Northwoods Foray and 2nd annual Devil's Lake Foray), Bob and Judy Kaplan (12th Coral Woods Foray), Pat Leacock (Northwoods Foray and Coral Woods), Al Bunde (South Kettle Moraine), Susan and Jim Selle (2nd Glacier Hills Foray) and John Fetzer (stepping in for Chuck Soden, 30th(?) Point Beach Foray). And of course, a big thank you to all of those who helped put together the June picnic and annual meeting, including but not limited to Bill and Bob Blank, Al Bunde, Tina Samuels, John Dean, Fred Kluhsman, Kris Ciombor, and Secretary Peg Oberbeck.

Colleen Vachuska

2015 Winter / Spring EVENTS CALENDAR (all dates tentative)

Wednesday, January 21....Annual Membership Slide Show & Potluck Winter Social
7 pm, Greenfield Park Pavilion, 2028 South 124th Street, Milwaukee, Wisconsin.

2015 Winter Lecture Series...All lectures 7 pm at New Berlin Library

Wednesday, February 18..... Patrick Leacock, PhD, mycologist of Field Museum, Chicago.

Wednesday, March 18.....Lisa Grubisha, PhD, mycologist of UW-Green Bay.

Thursday, April 2.....Joe Krawczyk from Field and Forest Products of Peshtigo, WI, will present “**Specialty Mushroom Cultivation in Japan and China**” with scenes and tales from his travels.



Wednesday, May TBD.....Robert Cummings, PhD, presents "Red Amanitas, Black Trumpets, and White Porcini: Mushrooms of California's Central Coast." Retired California professor Bob Cummings will pay us a visit and discuss beautiful mushrooms in his neck of the woods. Bob is a wonderful lecturer and educator for audiences of every level. You will really enjoy coming out to see Dr. Cummings!

2015 Spring / Summer Forays...and More!

Sunday, May 17.....Spring foray in the Madison area

Saturday, May 23.....Spring Foray in North Kettle Moraine

Saturday, June 27.....Annual WMS Picnic, Bunyard Farm Always a great time! More info as the date draws near.

July 23-26 (Thur-Sun).....Annual Northwoods Foray Bigger and better every year! You won't want to miss out this year. Details and registration coming soon...stay tuned!

Saturday, August 1.....A Midsummer's Foray

Foray leader: John Steinke. Meet at 9:45 am sharp at South Kettle Moraine Ranger Station and drive to the foray location. Bring a lunch. Directions at WMS website.

Saturday, September 5.....Sami Saad Foray at Mauthe Lake

Foray leaders: Peter and Colleen Vachuska

Saturday, September 12.....Glacier Hills Foray

Foray leader: Susan Selle. Third year for this popular fall foray!

Sunday, September 13.....Devil's Lake / Wollersheim Foray

Foray leader: Britt Bunyard. Two consecutive years, a great success!

Saturday, September 19.....Walking Iron County Park Foray

Foray leaders: Bob and Judy Kaplan

Sunday, September 26.....Annual Foray at Coral Woods (with the Illinois Myco Assoc)

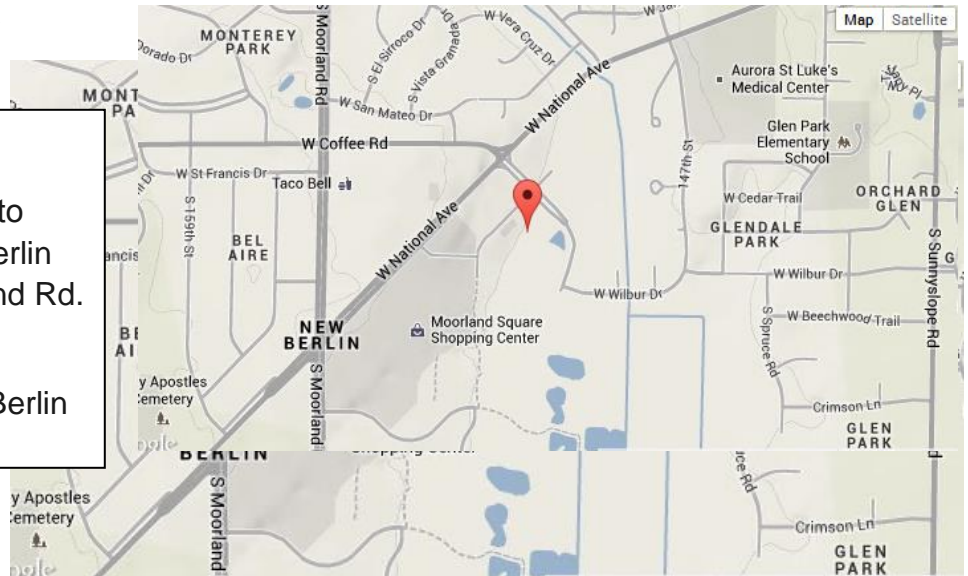
Foray leader: Bob and Judy Kaplan and the IMA.

Saturday, October 3.....Fred Hainer/Tula Erskine Foray at Point Beach

Foray leader: Chuck Soden. Bring a picnic!

Saturday, October 10.....Monches Woods Foray

Foray leader: Bill Blank



Where is the New Berlin Public Library? It's easy to find, located in the New Berlin City Center, (E. of Moorland Rd. and S. of National Ave.)

15105 Library Lane New Berlin

HAVE YOU PAID YOUR DUES?


Wisconsin Mycological Society annual membership dues are collected in December and January. If you have not yet paid, please mail in your dues. Prompt payment of dues helps us better plan Society events.

Unless you have a change in address, email, etc., or if you want to send comments, you do not need to fill out another application form.

To renew membership, just send a check (with your name) made out to WMS for \$20.

You can mail your check to:

**Peg Oberbeck
WMS Secretary/Treasurer
6707 Maple Terrace
Wauwatosa, WI 53213**



The Summer Foray

John Steinke

This was not a great day for collecting, if you looked in one individual's basket. But unload twenty baskets on picnic tables and it was a great day. Another not so great part of this day—the mosquitoes. Many of the unprepared had to exit the woods early and a few wished they had.

In hopes of having a more diverse collection of fungi I asked John Fetzer to take a group to our regular site by the railroad tracks and I stayed at the ranger station and collected with the remaining members and newcomers.

The fungus that was the biggest hit at the ranger station was what I have been calling *Tylopilus plumbeoviolaceus*. This bolete is very common in our area. In wet years its size and violet color make it very hard to miss. Years ago I made a large collection of this thinking it would be great table fare. After getting the collection home I noticed the pores were turning pink. That's when a lightbulb went on and I put the tongue to work and tested the pores for bitterness. The bolete was a big disappointment that day, but that is just part of Mycology. It was also disappointing to find out that I have been calling this bolete by the wrong name. Apparently the larger size, the pores changing color when touched, should make the name *Tylopilus rubrobrunneus*, or "bitter bolete" works for both names. [Both handsome boletes are very common in our area; both have a violet to violet-brown cap but *T. plumbeoviolaceus* has a purple stem compared to *T. rubrobrunneus* which has a brown stem, never purple.—Ed.]

Another fine "show and tell" fungus turned up at the table that day as well: *Lactarius psammicola*. This fungus (shown



above) has so many clues to its identity it makes a good learning tool for beginners and we had some beginners on this day. First and foremost it bleeds when cut, separating it from almost all other fungi but the *Lactarius* – Genus. Now comes the taste, this had most of the audience wondering what this crazy man was doing, but with a little explanation on how to taste fungi and what they were going to experience when they tasted this particular specimen, one by one they stepped to the plate and took a taste (or at least pretended to). This species has very hot latex but it comes on very slow. My first experience with this species, I went back for seconds before the heat of the first taste showed up. Other outstanding characteristics are the wooly cap margin and orange rings, forming a bull's eye on top of the cap.

It was good to see my old friends and welcome new ones, from both the Wisconsin Mycological Society and the Fungal World.

Annual Coral Woods Foray

Robert Kaplan

The WMS had its Coral Woods Foray on Sunday, Sept. 28, 2014. About 30 people showed up, seven were from the WMS with the rest from the Illinois Mycological Association. It was a pleasant sunny but cool



day. Patrick Leacock, the mycologist from the Illinois club and his assistant were present. As far as edibles are concerned, a few Hens of the Woods (*Grifola frondosa*, pictured below) were found, as well as deer mushroom (*Pluteus cervinus*), and Aborted Entolomas (*Entoloma abortivum*). There were however, quite a number of other species found and identified (97 in all). There were some common genera such as *Irpex*, *Trametes*, and *Stereum*. We found *Stereum hirsutum* and *Stereum gausapatum* as well as the usual *Stereum ostrea*. *Stereum complicatum* was also found although it somehow escaped being on the list. In addition to the more well-known species, many less common species were identified by Patrick Leacock who also gave an excellent mushroom ID talk for the group.

It turned out to be an interesting and productive foray. My wife, Judy, and I stayed for about two hours after the foray was over to assist Patrick and his assistant. All in all a good day and I believe Tom Simpson and Laurie Ryan from the McHenry County Conservation District were pleased with the species list. The species list is available from Peter and Colleen Vachuska.




2nd Annual Glacial Hills Foray *Susan Selle*

It was overcast skies when about 30 or 40 mushrooms hunters showed up for the second annual Glacier Hills foray. It had rained during the night and the woods were damp. Just the kind of weather that mushrooms love. A large number of species were found even though the weather had been dry earlier in the week.

Glacier Hills is an excellent example of a glacial moraine with rugged terrain, wooded trails, 1200 feet of Friess Lake frontage, and picturesque views of Holy Hill. The forest is mixed hardwoods with a large number of oaks. The park is excellent for bird watching or picking mushrooms and has seven color coded trails. A park map was given out at the start of the foray so no one would get lost.

We started out on the yellow trail but everyone was free to go on any trail that you choose. A large number of individuals set off on the red trail. The trails are hilly but the scenery is beautiful. On the yellow trail was found the annual *Hericium americanus* fruiting directly on dead wood. Further down the trail a very large *Calvatia gigantea* was found. It seemed that *Cortinarius* mushrooms were everywhere.

We all met back at the shelter at noon to eat our lunches and identify what mushrooms were found. Many of the mushrooms ended up being taken for show and tell the next day. The giant puffball was definitely the star of the show. I heard the puffball made its way to Illinois. I wonder where it is now? Perhaps it is in Florida sitting on the beach with sunglasses on! 

The foray was enjoyed by all and I cannot wait for next year.

2nd Annual Devil's Lake Foray Sept. 20, 2014

Britt Bunyard

Last fall we tried something new: a foray at Devil's Lake State Park—but with a twist. The plan was to do a foray and winery trip (the Wollersheim Winery is a short drive from the park). Staging a foray in south central Wisconsin in the fall can be a chancy undertaking, as many years it will be too dry for mushrooms. Thus the idea to combine with a winery trip; if it's too dry for mushrooms, we can always fall back to Plan B and go taste Wisconsin wines. That's what I call a win-win.

In our inaugural year, the weather was fantastic, the ground was very moist. Mushrooms were everywhere. And no one was interested in traveling to the winery. What would the weather have in store for us in 2014?

In short: mushrooms 2—winery 0. Yep, the weather and mushrooms cooperated once again and the WMS faithful had a great foray. (There must have been at least 60 people turn out.) Many of the mushrooms were the same we'd seen last year but there were many surprises as well. My personal favorite was the *Albatrellus cristata* that had me scratching my head. With a little effort, Bob Kaplan was able to key it out—the clincher was the bright orange color change with the addition of KOH.

Wisconsin woods are loaded with Amanitas in the fall, and Devil's Lake was no exception. Robert Wernerehl took some excellent shots of a pristine *Amanita citrina* (see below). Another Amanita, of sorts, and a real treat to see was the *Limacella illinata*. And it was a large troop of them. My first time to see them in Wisconsin, and it was memorable. If you've never seen *Limacella*, imagine a big white destroying angel, but instead of a membranous universal



vein covering the cap, stem, and bulb, this one's covered in slime. I mean serious slime...so much that it's all but impossible to pick them!

Devil's Lake SP Species List

Albatrellus ovinus
 Albatrellus cristatus
 Amanita bisporigera
 Amanita jacksonii
 Amanita citrina var lavendula
 Amanita magnivelaris
 Amanita multisquamosa
 Amanita pantherina
 Amanita russuloides
 Amanita vaginata
 Apiosporina morbosa
 Armillaria mellea
 Artomyces (Clavicornia) pyxidata
 Bisporella citrina
 Bovista pila
 Camarops petersii
 Cantharellus cibarius
 Clavulinopsis laeticolor
 Clitocybe gibba
 Clitocybe odora
 Coltricia cinnamomea
 Coprinus sp
 Cortinarius spp.
 Craterellus fallax
 Crepidotus applanatus
 Crucibulum laeve
 Dacrymyces palmatus
 Daedalea quercina
 Ductifera (Exidia alba) pululahuana
 Polyporus (Favolus) alveolaris
 Fomes fomentarius
 Ganoderma applanatum
 Geastrum saccatum
 Gomphidius glutinosus
 Gyrodon merulioides
 Helvella acetabulum
 Helvella compressa***I think this one should be Helvella sulcata; also I recall personally finding quite a few of these last year in the gravel just beyond the RR tracks...I checked last year's species list but did not see it on there. I looked for them again this year in the same spot but found none.
 Helvella macropus
 Hohenbuehelia angustata
 Hygrocybe conica



Photo courtesy, Robert Wernerehl, PhD, Ecologist Native Thumb Environmental Consulting.

Hygrocybe flavescens/chlorophanous complex
 Hygrocybe acutoconica
 Hygrophorus eburneus
 Hygrophorus praetensis
 Hygrocybe psittacina
 Hygrophorus russula
 Hymenopellis (Xerula) furfuracea
 Hymenopellis (Xerula) megalospora
 Inocybe sp.
 Irpex lacteus
 Ischnoderma resinosum
 Laccaria amethystina
 Laccaria laccata
 Laccaria ochropurpurea
 Lactarius camphoratus
 Laetiporus cincinnatus
 Lentinellus cochleatus
 Leotia lubrica
 Limacella illinata
 Lycogala epidendrum
 Lycoperdon pyriforme
 Macrolepiota procera
 Marasmius capillaris
 Marasmius siccus
 Mycena haematopus
 Mycena leaiana
 Mycena luteo-pallens
 Mycena sp.
 Omphalina ericetorum
 Omphalotus illudens
 Otidea onotica
 Panellus serotinus
 Panellus stipticus
 Paxillus atrotomentosus
 Pholiota squarrosa
 Piptoporus betulinus
 Pleurotus dryinus
 Plicaturopsis crispa
 Pluteus cervinus
 Polyporus badius


Polyporus radicata
Polyporus squamosus
Pycnoporus cinnabarinus
Russula spp.
Scleroderma areolatum
Scleroderma citrinum
Scleroderma michiganense
Stereum complicatum
Stereum ostrea
Strobilomyces floccopus
Stropharia kauffmanii
Suillus americanus
Trametes elegans
Trametes versicolor

Tremella concrescens c.f.
Tremella foliacea
Tremella reticulata (Sebacina sparassoidea)
Tremellodendron pallidum
Trichaptum biforme
Tricholoma sejunctum
Tricholoma sulphureum
Tricholoma terreum
Tricholomopsis (Megacollybia rodmani) platyphylla
Tricholomopsis rutilans
Tylopilus felleus
Tyromyces caesius
Xeromphalina campanella



RECENT FINDS
AROUND WISCONSIN

With its mysterious brain-like “neural net” atop a beautiful pink cap, this one is a showstopper. The very rarely seen netted rhodotus, *Rhodotus palmatus*, courtesy of Fern Springs, Black River Falls, WI. Ms. Springs had the incredible luck to note this fruiting on wood at her home! With luck, it should fruit again in 2015. There are few sightings of this gorgeous pink mushroom in Wisconsin.






RECENT FINDS
AROUND WISCONSIN



WMS member Peg Oberbeck recently found these lovely elfin saddles, *Helvella crispa* (above).

A worm-like coral (sort of), *Clavaria vermicularis*, spotted by WMS member Gary Schlapinski. These gracile clubs are typically snow white with yellow tips, making identification pretty easy.



Report from the 2014 Annual North American Mycological Association (NAMA) Foray

The Wisconsin Mycological Society is just one of some 60 clubs that are a part of the North American Mycological Association, NAMA. Each year, NAMA holds an Annual Foray in a different place throughout North America. This year's Foray was held at Eatonville, Washington, in the shadow of Mt. Rainier, which is the biggest (most prominent) mountain in the USA after Mount McKinley in Alaska. Known as the "Evergreen State," Washington is rich in stands of Douglas fir, hemlock, ponderosa and white pine, spruce, larch, and cedar, all of which supports a wide diversity of fungi. Especially fungi. The 2015 foray surpassed all estimates with an astounding 500 mushroom

and lichen species being collected and identified! (If you're keeping score, I think only one other NAMA foray had more species IDed.) Numerous experts were on hand to lead forays and educate; Dr. Steve Trudell of Seattle (and the host Puget Sound Mycological Society) was the Chief Mycologist. I thoroughly enjoyed myself and saw many mushrooms for the first time and even learned how to recognize a few others. The foray was a bittersweet one as it was a memorial to a dear friend and past president of the PSMS, Patrice Benson. With a foray as large as the annual NAMA event, there is so much to learn and see and do; many lectures of course, plus workshops on basics of hunting and collecting, identification and taxonomy, mycophagy, toxicology, as well as some artistic endeavors with workshops in dyeing with mycopigments, mushroom-portrait watercolor painting, and photography. I wish I could share my entire experience but there isn't enough space. If interested in seeing highlights, this Editor could be talked into putting together a slide show for the January Social.

More news from the 2014 NAMA Foray. Do you know about the NAMA awards? If you're like most members of mycological clubs, you probably don't know much about them. Steve Trudell won this year's most prestigious award for Contributions to Amateur Mycology, joining a storied list of past winners. You can see the list of past winners for this and other awards and the criteria at the NAMA website. I think our club is supposed to review all this with the membership annually and so what better time than the present.



Paul Stamets hefts a large "agarikon" specimen during his Keynote speech during the NAMA Foray. (Poor quality cell phone photo by B. Bunyard.)