

MARCH 24, 1981

ELECTRO/81: SPOTLIGHT ON A RESURGENT NORTHEAST/141

TI mounts massive drive to raise quality and reliability/95

Standardizing on software for the IEEE-488 bus/ 131

SIX DOLLARS A Mc GRAW-HILL PUBLICATION

Electronics®

Microprocessors graduate to a sophisticated operating system



Get Your 8-Inch Winchester Success Kit Today.

Only \$1950.

 Shugart




Get up and running now. Our special 8-inch Winchester Kit could be the best investment you'll ever make in new product development. This off-the-shelf kit provides a quick and easy upgrade in system capacity and throughput, using field-proven Winchester technology. And it operates with a variety of host adapters currently on the market, so most systems can be up and running within just a few days.

Everything you need. With our kit you get a configured SA1002 5-megabyte drive, cables, an SA1400 intelligent controller, thorough documentation, and the technical support to back it up. All at an affordable price. And you're getting the 8-inch Winchester drive with the lowest cost-per-megabyte in its class. Plus it's the proven one too, with more OEM installations than all other 8-inch fixed disk drives combined.

The controller of choice. The SA1400 is the most versatile intelligent controller series available. It provides a choice of back-up solutions utilizing either single- or double-sided 8-inch floppy drives, so you can evaluate your system performance today.

Call today. For only \$1,950, you not only save a thousand dollars or more when compared to other complete solutions, but you get the only low-cost 8-inch Winchester drive available in production quantity. So get to market fast while others wait for something that may never come. Contact your local Hamilton/Avnet distributor today. Or call **Toll-free (800) 824-7888; in California (800) 852-7777, Operator 112.**

Shugart Associates, 475 Oakmead Parkway, Sunnyvale, CA 94086. Telephone (408) 733-0100.



The Professional Alternatives: The HP-41C And The NEW HP-41CV.

Now Hewlett-Packard offers you a choice in full performance alphanumeric calculators. The new HP-41CV has five times more built-in memory than the HP-41C. Both calculators are powerful yet easy to use. You can communicate with words as well as numbers. For example, label and call up programs by name and receive meaningful prompts while executing programs. Continuous Memory retains programs and data even while the machines are off. Need lots of memory? Choose the HP-41CV. If your needs are more modest, select the HP-41C. The HP-41C can grow with you by adding memory modules.

BOTH OFFER CONTINUAL GROWTH POTENTIAL

By themselves the HP-41C and HP-41CV may be all the calculator you'll ever need. But if you need more capability, you can expand your calculator into a complete computational system. Each calculator has four ports which allow you to plug in a Printer/Plotter, an "Extra Smart" Card Reader or an Optical Wand for reading bar codes. Application Pacs and Solution Books offering complete solutions are also available. And now, HP offers a new service: Custom Modules (ROM's) from your software for high volume, unique problem-solving needs. Costs are reasonable. Call us.

ONLY FROM HEWLETT-PACKARD

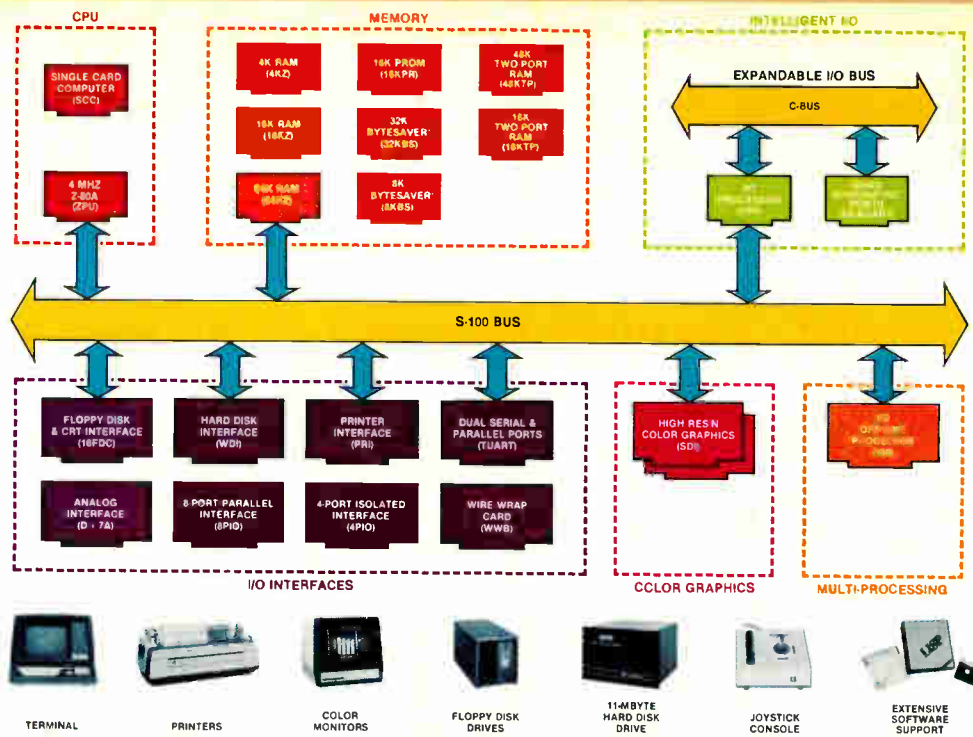
Powerful yet easy to use calculators. A full line of peripherals and software. A time-proven logic system-RPN. No equals key. Less keystrokes. Computation is displayed as you proceed. The new HP-41CV and the HP-41C are available now, with new low prices. For details and address of nearest dealer, CALL TOLL-FREE 800-547-3400, Dept. 214J; except Hawaii/ Alaska. In Oregon, 758-1010. Or write Hewlett-Packard, Corvallis, OR 97330, Dept. 214J.

611/07

HP-41C, \$250; HP-41CV, \$325; Optical Wand, \$125; Printer/Plotter, \$385; Plug-in Card Reader, \$215; Quad Memory Module (brings HP-41C to HP-41CV memory capacity), \$95; Memory Module, \$30; Application Pacs, most are \$30; Solution Books, \$12.50.

Prices are suggested retail excluding applicable state and local taxes—Continental U.S.A., Alaska and Hawaii.

 **HEWLETT
PACKARD**



What Cromemco computer card capability can do for you

The above diagram shows in a functional way one of the most complete lines of computer cards in the industry.

Look it over carefully. It could be well worth your while.

These are all cards that plug into our S-100 bus microcomputers.

You can also assemble them into a custom system in convenient Cromemco card cages.

MULTI-PROCESSING AND INTELLIGENT I/O

The range of capabilities and versatility you can draw upon is enormous.

In processors, for example, you have a choice of CPU's including our extremely useful new I/O Processor. This can be used as a satellite processor to do off-line processing, multi-processing, and to form intelligent I/O. It opens the door to a whole new group of applications and tasks. Ask us about it.

HIGH RESOLUTION COLOR GRAPHICS

Again, you can have beautiful high-resolution color graphics with our color graphics interface. You can select from over 4000 colors and have a picture with a resolution at least equal to quality broadcast-TV pictures.



You have an unprecedented selection of memory including our unusual 48K and 16K two-port RAMs which allow high-speed color graphics.

LOTS OF STORAGE

These days you often want lots of disk storage. So you can select from our disk controller card which will operate our 5" and 8" floppy disk drives (up to 1.2 megabytes). Or select our WDI interface to operate our 11-megabyte hard disk drives.

POWERFUL SOFTWARE AND PERIPHERAL SUPPORT

There's much more yet you can do with our cards. And, of course, there's an easy way to put them to work in our 8-, 12-, and 21-slot card cages. Our PS8 power supply makes it simple to get the system into operation.

Finally, Cromemco offers you the strongest software support in the industry

with languages like FORTRAN, C, COBOL, ASSEMBLER, LISP, BASIC and others. There is also a wide choice from independent vendors.

To top it all off, you can draw from a substantial array of peripherals: terminals, printers, color monitors and disk drives.

CONTACT YOUR CROMEMCO REP

There is even more capability than we're able to describe here.

Contact your Cromemco rep now and get this capability working for you.

CROMEMCO COMPUTER CARDS

- **PROCESSORS** — 4 MHz Z-80 A CPU, single card computer, I/O processor
- **MEMORY** — up to 64K including special 48K and 16K two-port RAMs and our very well known BYTESAVERS® with PROM programming capability
- **HIGH RESOLUTION COLOR GRAPHICS** — our SDI offers up to 754 x 482 pixel resolution.
- **GENERAL PURPOSE INTERFACES** — QUADART four-channel serial communications, TU-ART two-channel parallel and two-channel serial, 8PIO 8-port parallel, 4PIO 4-port isolated parallel, D+7A 7-channel D/A and A/D converter, printer interface, floppy disk controller with RS-232 interface and system diagnostics, wire-wrap and extender cards for your development work.



Cromemco™
i n c o r p o r a t e d

280 BERNARDO AVE., MOUNTAIN VIEW, CA 94040 • (415) 964-7400

Tomorrow's computers today

Circle 2 on reader service card

119 Technical Articles

MICROSYSTEMS & SOFTWARE

Adapting Unix to a 16-bit microcomputer, 120

Unix-like system runs on mini- and micro-computers, 125

INSTRUMENTS

In-house standards fill gaps in instrument-computer interface, 131

CONFERENCES

Electro/81 spotlight is on the Northeast, 141

DATA ACQUISITION

C-MOS a-d converter interfaces easily with many microprocessors, 150

COMPUTERS & PERIPHERALS

Compact controller can run any Winchester disk drive, 155

DESIGNER'S CASEBOOK: 136

ENGINEER'S NOTEBOOK: 162

39 Electronics Review

- SOFTWARE: New language updates Pascal, 39
- MICROSYSTEMS: SOS processor has 2- μ m rules, 40
- SOFTWARE: Operating systems suppliers turn to applications, 41
- SPEECH RECOGNITION: Multiboard systems shrink down to chip sets, 42
- PERIPHERAL EQUIPMENT: Computer, video disk link into system, 42
- Terminal generates Chinese characters, 47
- SPEECH SYNTHESIS: Low data rate yields lifelike voice, 48
- NEWS BRIEFS: 48
- MICROSYSTEMS: Signetics to add to 68000 family, 58

71 Electronics International

- GREAT BRITAIN: Liquid-crystal shutter changes monochrome TV images into color, 81
- JAPAN: Casio woos public with novel products, 82
- FRANCE: Speech synthesis lab to take on 11 European languages, 84
- WEST GERMANY: Post office to install phones with sophisticated features, 86

95 Probing the News

- QUALITY & RELIABILITY: Quality and reliability top Texas Instruments' list, 95
- ABROAD: Composants shows anxious mood, 99
- SOFTWARE: Relational data bases can do it more easily, 102
- PRODUCTION EQUIPMENT: Projection aligners are stepping out, 104
- AUTOMOTIVE: Auto slump drags IC prices down, 108

175 Electro/81 New Product Review

- Instrument gives logic analyzer emulating front end, 175
- Low-cost fiber-optic receiver chips are versatile, 176
- Digital oscilloscope with floppy-disk plug-in has increased data-manipulation capabilities, 178
- D-a converters have fewer parts for reliability, 180
- Fiber-optic modem conforms to RS-232-C, 182
- Master and slave drive four-level multiplexed LCDs, 184
- Programmable relay bank makes data-acquisition system of panel meter, 186
- D-a converters are TTL-, C-MOS-compatible, 190
- Switching supplies have low-ripple output, 192
- Panel-mount unit prints 2 lines per second, 194

207 New Products

- IN THE SPOTLIGHT: System tests SLICs fully, 207
- PRODUCTION: Unit aids even wafer exposure, 212
- COMMUNICATIONS: 10-Mb/s transceiver interfaces with Ethernet coaxial cable, 230
- MICROSYSTEMS: N-MOS 8048L draws 25 mA, 246
- COMPUTERS & PERIPHERALS: Eight-channel multiplexer plugs into LSI-11's Q-bus, 258
- COMPONENTS: C-MOS regulators use only 10 μ A, 266

Departments

- Highlights, 4
- Publisher's letter, 6
- Readers' comments, 8
- News update, 12
- People, 14
- Editorial, 24
- Meetings, 26

- Electronics newsletter, 33
- Washington newsletter, 65
- Washington commentary, 66
- International newsletter, 71
- Engineer's newsletter, 166
- New literature, 282
- Products newsletter, 291
- Career outlook, 297

Services

- Employment opportunities, 297
- Reader service card, 313

EDITOR-IN-CHIEF: Samuel Weber

MANAGING EDITORS

Technical: Raymond P. Capece,
Alfred Rosenblatt
News: Gerald M. Walker
International: Arthur Erikson

ASSISTANT MANAGING EDITORS:

Howard Wolff, Margaret Eastman

SENIOR EDITORS: Ray Connolly, Bruce LeBoss

ART DIRECTOR: Fred Sklenar

ASSOCIATE EDITOR: Benjamin A. Mason

DEPARTMENT EDITORS

Aerospace/Military: Ray Connolly
Careers: Pamela Hamilton
Circuit Design: Vincent Biancomano
Communications & Microwave:
Harvey J. Hindin
Computers & Peripherals: Tom Manuel
Industrial/Consumer: Gil Bassak
Microsystems & Software: R. Colin Johnson
New Products: Jeremy Young,
Ana Bishop
Packaging & Production: Jerry Lyman
Solid State: John G. Posa
Test, Measurement & Control:
Richard W. Comerford

CHIEF COPY EDITOR: Margaret Eastman

COPY EDITORS: Mike Robinson,
Charlotte Wiggers, David Kach

ART: Charles D. Ciatto, *Associate Director*
Paula Piazza, *Assistant Director*

EDITORIAL ASSISTANT: Penny Reitman

EDITORIAL SECRETARIES: Patricia Randall,
Dawn Ramsay, Janice Jung
Christina Lindauer

REGIONAL EDITORS

Boston: James B. Brinton,
Linda Lowe (617) 262-1160
Chicago: Wesley R. Iversen (312) 751-3806
Costa Mesa: Terry Costlow (714) 557-6292
Dallas: J. Robert Lineback (214) 742-1747
New York: Pamela Hamilton (212) 997-2666
Los Angeles: Larry Waller (213) 487-1160
Palo Alto: Bruce LeBoss, *Manager*
Martin Marshall, *Computers & Instruments*
(415) 968-2712
Washington: Ray Connolly (202) 624-7592
Frankfurt: John Gosch 72-5566
London: Kevin Smith 493-1451
Paris: Arthur Erikson,
Kenneth Dreyfack 720-20-70
Tokyo: Charles Cohen 581-9816

McGRAW-HILL WORLD NEWS

Michael Johnson, *Editor*; James Smith, *Brussels*
Jeff Ryser, *Milan*; Peter Hann, *Moscow*
Robert Skole, *Stockholm*; Robert Neff, *Tokyo*

PUBLISHER: Paul W. Reiss

GENERAL MANAGER, DIRECT MARKETING
OPERATIONS: Horace T. Howland

CIRCULATION MANAGER: Herbert A. Hunter

RESEARCH MANAGER: Margery D. Sholes

PROMOTION MANAGER: Jane De Court

MARKETING ADMINISTRATION MANAGER:
Frances M. Vallone

BOOKS & SPECIAL PROJECTS MANAGER:
Janet Eylar

Cover: Unix operating system keeps winning adherents, 119

The Unix operating system, written by Bell Laboratories, is being adopted by so many firms that it could well be on the way to becoming an industry standard. Two articles illustrate the implementation of a Unix-based operating system. The first discusses the adaptation of the Bell operating system to a software development system for the 16-bit Z8000 (p. 120). The second explains an original implementation for PDP-11 and LSI-11 computers that looks identical to Unix to the programmer (p. 125).

The cover construction is by Robert Strimban.

Users take to data bases that know how to relate, 102

Relational data-base management systems—those that organize and access large groups of interrelated files—are gaining popularity, thanks to their two key advantages over other types: simplicity and flexibility. IBM is the most recent of some dozen firms to offer such software for mainframe computers, and a number of new firms have written or are working on relational data-base packages for small computers.

Company's standards supplement IEEE-488, 131

The Institute of Electrical and Electronics Engineers' standard for interfacing instruments with computers is finding a ready reception in the commercial world, but IEEE-488 does not go all the way in specifying how to use the bus. Undefined are the language sent over it and how the physical communications system is to be employed. One instrument maker has devised a set of standards for its own use that fill this void and may help others.

Electro/81 shows the Northeast's strength, 141

The success of this year's Electro show and exhibition, to be held in New York, April 7-9, the largest one yet, is indicative of the Northeast region's continued vitality as a center of electronic high technology, says this preview, which also discusses the major technical papers that will be given.

C-MOS a-d converter works with most microprocessors, 150

Given the spread of microprocessors in the analog world, an analog-to-digital converter chip that interfaces easily with almost all microprocessors is a welcome arrival. This successive-approximation device can be used in 12-bit applications and offers the low power of complementary-MOS as well.

And in the next issue . . .

A new multifunction analog integrated circuit . . . private branch exchanges for voice and data: a special report . . . a sophisticated color graphics control IC . . . low-cost rf power transistors . . . a complementary-MOS single-board computer that is compatible with the Multibus.

March 24, 1981 Volume 54, Number 6
105,765 copies of this issue printed

Electronics (ISSN 0013-5070). Published every other Tuesday except the issue of Monday, Nov. 30, by McGraw-Hill, Inc. Founder: James H. McGraw 1860-1948. Publisher: Paul W. Reiss. Second class postage paid at New York, N.Y., and additional mailing offices.

Executive, editorial, circulation and advertising addresses: Electronics, McGraw-Hill Building, 1221 Avenue of the Americas, New York, N.Y. 10020. Telephone (212) 987-1221. Teletype 12-7960 TWX 710-581-4879. Cable address: MCGRAW HILL NEW YORK.

Subscriptions limited to professional persons with active responsibility in electronics technology. No subscriptions accepted without complete identification of subscriber name, title or job function, company or organization, and product manufactured or services performed. Based on information supplied, the publisher reserves the right to reject non-qualified requests. Subscription rates: in the United States and possessions \$19 one year, \$32 two years, \$47 three years; company addressed and company libraries \$24 one year, \$42 two years, \$59 three years; Canada and Mexico \$20 one year, \$33 two years, \$48 three years; Europe \$50 one year, \$85 two years, \$115 three years; Japan, Israel and Brazil \$70 one year, \$115 two years, \$165 three years; Australia and New Zealand \$95 one year, \$170 two years, \$240 three years, including air freight; all other countries \$50 one year, \$85 two years, \$125 three years. Limited quota of subscriptions available at higher-than-basic rate for persons allied to field served. Check with publisher for these rates. Single copies: \$5.00. Please allow four to eight weeks for shipment.

Officers of McGraw-Hill Publications Company: Paul F. McPherson, President; Executive Vice Presidents: James E. Boddorf, Gene W. Simpson; Group Vice President: Daniel A. McMillan; Senior Vice President:

Editorial: Ralph R. Schultz; Vice Presidents: Kemp Anderson, Business Systems Development; Robert B. Doll, Circulation; James E. Hackett, Controller; Eric B. Herr, Planning and Development; H. John Sweger, Marketing.

Officers of the Corporation: Harold W. McGraw, Jr., President, Chief Executive Officer, and Chairman of the Board; Robert N. Landes, Senior Vice President and Secretary; Ralph J. Webb, Treasurer.

Title registered in U.S. Patent Office; Copyright © 1980 by McGraw-Hill, Inc. All rights reserved. The contents of this publication may not be reproduced in whole or in part without the consent of copyright owner. Where necessary, permission is granted by the copyright owner for libraries and others registered with the Copyright Clearance Center (CCC), 21 Congress Street, Salem, MA 01970, to photocopy any article herein for the base fee of \$0.50 per copy of the article plus \$0.25 per page. Payment should be sent directly to the CCC. Copying done for other than personal or internal reference use without the express permission of McGraw-Hill is prohibited. Requests for special permission or bulk orders should be addressed to the publisher. ISSN 0013-5070/81\$0.50+.25.

Subscribers: The publisher, upon written request to our New York office from any subscriber, agrees to refund that part of the subscription price applying to copies not yet mailed. Please send change-of-address notices or complaints to Fulfillment Manager; subscription orders to Circulation Manager, Electronics, at address below. Change-of-address notices should provide old as well as new address, including zip codes. Attach address label from recent issue. Allow one month for change to become effective. Subscriber Service: call (609) 448-8110, 9 a. m. to 4 p. m. EST.

Postmaster: Please send form 3579 to Fulfillment Manager, Electronics, P.O. Box 430, Hightstown, N.J. 08520.



the miser



\$395
100 PIECES
\$4.50 (10-49)

lowest priced mixer in the world
for demanding industrial applications
the SBL-1 from Mini-Circuits only \$395 (1-100)

Don't let the low price mislead you. As the world's number one manufacturer of double-balanced mixers, Mini-Circuits has accumulated extensive experience in high-volume production and testing, a key factor in achieving a successful low cost/high performance line of products.

The tough SBL-1 covers the broad frequency range of 1-500 MHz with 6 dB conversion loss and isolation greater than 40 dB. Only well-matched, hot-carrier diodes and ruggedly constructed transmission-line transformers are used. Internally, every component is bonded to the header for excellent protection against shock, vibration and acceleration.

Here are some of the steps taken to ensure quality: Every SBL-1 is RF tested two times, every solder connection is 100 per cent inspected under a high power microscope, all transformer leads are double-wrapped, and all components are rated for more than +85° C operation.

Of course, our one-year guarantee applies to these units.

 **Mini-Circuits**

A Division of Scientific Components Corp
World's largest manufacturer of Double Balanced Mixers
2625 East 14th Street, Brooklyn, New York 11235 (212)769-0200
Domestic and International Telex 125460 International Telex 620156

SBL-1 SPECIFICATIONS

FREQUENCY RANGE, MHz

LO 1-500 RF 1-500 IF DC-500

CONVERSION LOSS, dB

	TYP.	MAX.
One Octave from Band Edge	5.5	7.5
Total Range	6.5	8.5

ISOLATION, dB

	TYP.	MIN.
Lower Band Edge to LO-RF	50	35
One Decade Higher LO-IF	45	30
Mid Range LO-RF	45	30
LO-IF	40	25

Upper Band Edge to LO-RF	35	25
One Octave Lower LO-IF	30	20

SIGNAL 1dB COMPRESSION LEVEL +1dBm

IMPEDANCE, ALL PORTS 50 ohms

ELECTRONIC ATTENUATION (20mA) 3dB Min.

METAL CASE Non hermetic-seal

Never before...

200 watts of RF power with incredible versatility.

3200 L spans
250 kHz to 150 MHz.



Now there's a completely solid state power amplifier that provides 200 watts of linear power over a frequency range from 250 kHz to 120 MHz. And at 175 watts, the range extends to 150 MHz.

Imagine the wide range of applications you can cover with this single Class A linear unit. All you need is any standard signal or sweep generator and you have the ultimate in linear power for RFI/EMI testing, NMR, RF Transmission, and general laboratory applications.

And, like all ENI power amplifiers, the 3200 L features unconditional stability, instantaneous failsafe provisions, and absolute protection from overloads and transients.

The 3200 L represents a breakthrough in RF power versatility and packaging. Never before has there been anything like it commercially available anywhere!

Contact us for a demonstration of the 3200 L and our complete catalog on the other amplifiers in our wide line. ENI, 3000 Winton Road South, Rochester, NY 14623.

Call 716/473-6900, or Telex 97-8283 ENI ROC.

ENI



The advanced
design line of
power amplifiers

Publisher's letter

Variants of Bell Laboratories' Unix operating system are turning up with increasing frequency in the microelectronics field. If you doubt that, turn to page 119 for the introduction to a pair of technical articles that detail two such versions: Zilog's Zeus for its Z8000-based development system and Whitesmiths' user-transparent Idris. Our software editor, Colin Johnson, who edited the articles, expects that Unix interest will spread.

But does the spread of the operating system and its programming language, C, surprise their authors, Ken Thompson and Dennis Ritchie of Bell Labs in Murray Hill, N. J.? In a way, no, says Ken, for the key event was their spread to the universities in the mid-1970s, about five years after work on Unix began.

The Unix operating system is well suited to academic problems, he says. "It was sort of courageous of these people to abandon manufacturer-supported operating systems and take up this undocumented system." With students introduced to Unix and C, it's not surprising that now it's beginning to pop up in the microprocessor system world, he notes.

The academic orientation of Unix also suits it to smaller computer systems for business and professional uses, say its authors. "But it's not going to take over with mainframes running large numerically oriented programs," Dennis says.

The personal computer is fast on its way to becoming as vital an engineering tool as the hand-held calculator. In recognition of this fact, we are inaugurating a new occasional feature in *Engineer's Notebook*,

which we're calling *Computer Notes*. The inspiration is, of course, our *Calculator Notes*, but since we've moved up a level or so in complexity, we're looking for hardware ideas as well as software tips for the popular machines.

"Actually, we've been running notebooks on personal computers all along," says Vince Biancomano, our circuit design editor. "It's just that now we've decided to call them out." In the March 10 issue, for example, Peter Bradshaw advised on adapting a personal computer for data acquisition. This issue, on page 163, we have Michael A. Wyatt's program for calculating inverse Laplace transforms and plotting them with the Apple II.

"I do want to stress that programs should be about 100 lines maximum—more won't fit on a page," says Vince. "Also, they should be aids for the engineer in his work, not recreational programs." So fall to, out there, and remember we pay \$75 for each article published.

For our annual Electro preview, we take a look at the electronics business in the Northeast and find it surprisingly vigorous and growing. The show itself—April 7 to 9 in New York—is the biggest since it started alternating between New York and Boston. The preview, which also reviews Electro's technical sessions, begins on page 141.

Wanted: an EE who wants to be an editor

We have a challenging position available for an electronics engineer who can combine writing ability and technical know-how into a rewarding career as an editor on *Electronics* magazine in New York. Candidates should have a BSEE and some linear design experience. We offer excellent salary and fringe benefits. If you are interested, send your résumé to Raymond P. Capece, Managing Editor, Technical, *Electronics*, 1221 Avenue of the Americas, New York, N. Y. 10020.

SMART, SMALL, LIGHT, COST-RIGHT.



Model 1861

Model 1860 P-ROM Programmers

New Series 1860 P-ROM Programmers. New Model 1860 Series for the age of P-ROM diversification. Minato Electronics New Series 1860 P-ROM programmers meet the demands for wide applications. They are super compact, light weight and inexpensive.

Model 1860 has two standard interfaces. MOS and bipolar P-ROM can be easily programmed by simply changing personal modules. Serial I/O data editing, optional high-speed 400 ch/sec. PTR, and other economical, efficient, and flexible functions are provided.

Model 1861 simultaneously programs 8 ganged MOS.

Model 1861 is a special program-only programmer for simultaneous ganged programming of 8 MOS. Data editing, PTR and other specifications are identical to those of the Model 1860.



		Model 1860	Model 1861
Programmable devices		i2716 (i2758), i2732, i2732A, i2764, TMS2532, TMS2564, i8755A, i8748A, i8741A and compatible.	Exclusively for simultaneous ganged programming of 8 MOS. i2716, i2732, TMS2532, and compatible.
Inter- face	Serial	RS-223C and 20mA current loop (or TTL level) switch selectable.	RS-232C, 20mA current loop, or TTL level selectable as specified when ordering.
	Parallel	Baud rate: 110, 300, 600, 1200, 2400, 4800, 9600	PTR parallel interface
Size, weight		280 (W) x 208 (D) x 65 (H) mm, 2.5kg	280 (W) x 208 (D) x 75 (H) mm, 3.5kg



MINATO ELECTRONICS INC.


4105, Minami Yamada-cho, Kohoku-ku,
Yokohama, 223, Japan Phone: 045-591-5611
Cable: MINATOELEC YOKOHAMA
TELEX: 3822-244 MINATO J

Circle 7 on reader service card

World Radio History

Plastic Film Capacitors

Lead Spacing 5 mm



- Space saving design up to 1 μ F
- High capacitance/temperature stability
- Suitable for automatic insertion; available on tape for volume usage

WIMA MKS 2

Metallized

polyester type providing extremely small dimensions at maximum capacitance/volume efficiency.

Ranges also include WIMA FKS 2/WIMA FKC 2/WIMA FKP 2: polyester/polycarbonate/polypropylene with metal foil electrodes.

WIMA PCM 5 mm
Capacitors:

Tomorrow's technology!



WILHELM WESTERMANN

Spezialvertrieb elektronischer Bauelemente
P. O. Box 2345 · D-6800 Mannheim 1
Fed. Republic of Germany

U.S. Sales Offices:

THE INTERNATIONAL GROUP INC.

North Dearman Street · P. O. Box 23
Irvington · New York 10533 · (914) 591-8822

TAW ELECTRONICS CO.

4215 W. Burbank Blvd., Burbank
California 91505 · (213) 846-3911

Readers' comments

Fixing Fortran

To the Editor: Wolfgang Nooss makes some debatable points in "Adapting Fortran to top-down programming" [Dec. 4, p. 150].

First, he connects the rule "never use a GO TO statement" to structured programming. But it is well known that structured programming does not mean programming without GO TO statements. The key is to use the Fortran GO TO statements and their related statement numbers only in a disciplined fashion—that is, to implement only the structured programming constructs: IF... THEN... ELSE, DO... WHILE, REPEAT... UNTIL, FOR... I, REPEAT... EXIT, CASE, and so on.

Secondly, as far as "the extra time the structured programming code takes to write" is concerned, it is my opinion that Mr. Nooss has introduced an incorrect structured programming strategy. Implementing it by subroutines wastes program execution time, takes up additional memory, and, as the author points out, decreases the programmer's overall performance.

I suggest that it would be more suitable for real-time applications and program readability to take the usual approach to structured programming in Fortran and use versions of the language that have been designed for it.

Gregory Prokter
Haifa, Israel

■ **The author replies:** *Many people seem to like dear old Fortran. We all feel that much can be done to keep this popular instrument up to date. In 1976 J. L. Wagener suggested "structured Fortran—an evolution of standard Fortran" as an extended, upwardly compatible compiler because he considers what Mr. Prokter calls "the usual approach to structured programming in Fortran" to be only an interim solution to the situation.*

For those who cannot utilize a new compiler, I tested in the direction of downward compatibility (something I call poor people's security structuring), with CALL... WHILE (ON, SUB, and so on) as an ordinary Fortran statement and with the subroutine's name as a block identifier that frees the designer

from "thinking deeper" during top-down program design.

This approach did not "decrease the programmer's performance" if test and maintenance are taken into account. The additional computation time is a compromise, like a safe but slow vehicle. In microcomputers, saving computation time often produces nothing but more idling.

I agree that disciplined programmers can afford to use GO TO, but will others resist the temptation of the statement numbers in such a program when they have to alter it? Breaking the task into so many extremely small subroutines is a radical cure, indeed. With real-time applications it can be necessary to step backward from transparency toward efficiency. But that is usually done by rigorously writing critical parts of the program in the assembler.

Wrong division

To the Editor: The consumer section of the Technology Update issue [Oct. 23, 1980, p. 214] indicated that the Project Green Thumb terminal was designed by the Motorola Communications division.

In fact, that effort was directed by the Consumer Strategic Marketing division of the Motorola Semiconductor Group in Phoenix.

Don Sheppard
Motorola Semiconductor
Products Inc.
Phoenix, Ariz.

In more ways than one

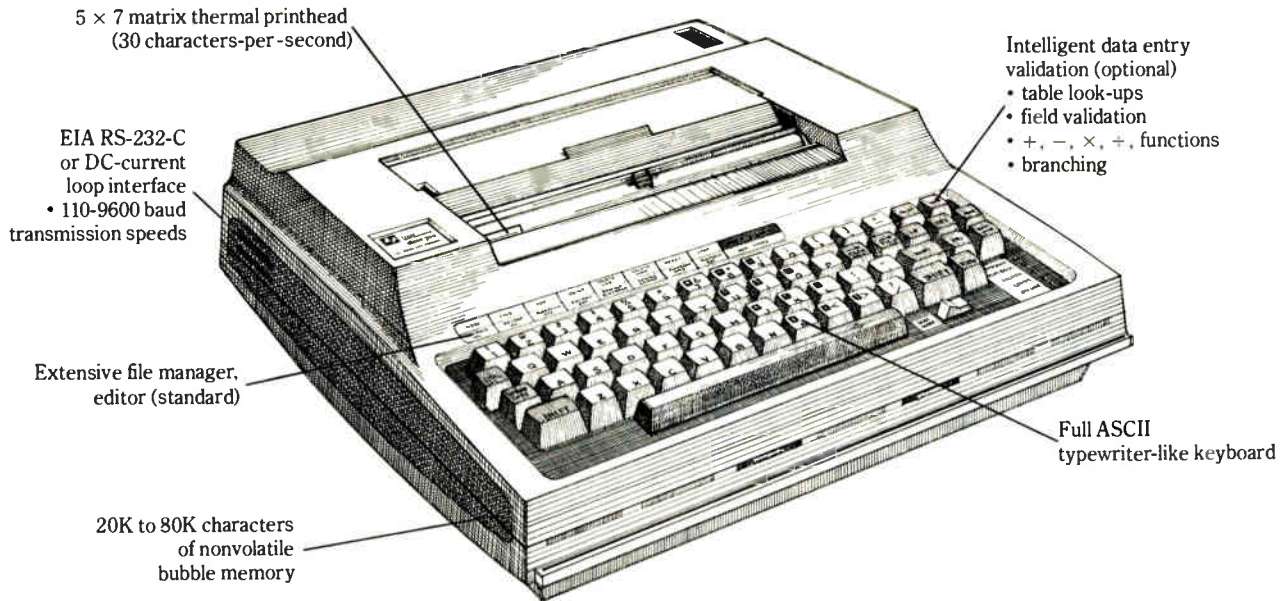
To the Editor: In response to the Publisher's Letter on the Ada programming language [Feb. 10, p. 6], it is perhaps noteworthy that Jean Ichbiah, the originator of Ada, is reported to see Ada as "the last computer language." As Ada is designed especially to meet the needs of the U. S. Department of Defense and as the needs of the Department of Defense are to wield weapons of awesome power, Ichbiah's predictions may well come true in a way rather more unfortunate than originally intended.

William F. Clocksin
Department of Artificial Intelligence
University of Edinburgh
Edinburgh, Scotland

IMMEDIATE
DELIVERY

Memory Expert.

763 KSR Bubble Memory Data Terminal



TI's *Silent 700** Model 763 Bubble Memory Data Terminal is ideal for remote data capture, and off-line data preparation and manipulation applications. Storing up to 20 typewritten pages of information in its built-in non-volatile bubble memory, the 763 eliminates the need for more costly data storage devices and allows users to batch transmit data at their convenience. A Data Entry Validation option on the 763 provides program execution, file management interface, arithmetic operations and data verification. The 763 with its other features and

options, is a specialist when it comes to quick, accurate data entry and transmission.

TI is dedicated to producing quality, innovative products like the Model 763 Bubble Memory Data Terminal. TI's hundreds of thousands of data terminals shipped worldwide are backed by the technology and reliability that come from 50 years of experience, and are supported by our worldwide organization of factory-trained sales and service representatives.

For more information on the 763 terminal, contact the TI sales of-

fice nearest you, or write Texas Instruments Incorporated, P.O. Box 1444, M/S 7884, Houston, Texas 77001, or phone (713) 373-1050. In Canada, write Texas Instruments Incorporated, 41 Shelley Rd., Richmond Hill, Ontario L4C 5G4, or phone (416) 884-9181.



*We put computing
within everyone's reach.*

*Trademark of Texas Instruments Copyright © 1981, Texas Instruments Incorporated

TEXAS INSTRUMENTS

INCORPORATED

World Radio History

Circle 9 on reader service card

It's the least we can do. On April 1st, every part you buy from us will be INT-STD-123 or better. Guaranteed. With all the talk about these new AQLs, we didn't want anyone to miss the point: These are worst case. This industry doesn't need any ceilings. It just needs a new floor.

Advanced Micro Devices 

901 Thompson Place, Sunnyvale, CA 94086 · (408) 732-2400

The International
guarantees these ele
parameters over the
ture range: 0.1% on M
0.2% on Bipolar Logi
on Linear, LSI Logic

DATA STD. 1253

Standard of Quality
Statistical AQLs on all
operating tempera-
tures
OS RAMs & ROMs;
I/O & Interface; 0.3%
& other memories.

News update

■ Less than a year after its creation, Telesensory Speech Systems is out of the chute and running with a speech synthesis product for original-equipment manufacturers. Of course, the Palo Alto, Calif., operation has a built-in advantage: it is a division of Telesensory Systems Inc., which has been building end-user talking systems, primarily for the blind.

The parent company wants to take advantage of the proliferation of uses for speech synthesis technology, so it set up its new division last summer [*Electronics*, July 31, 1980, p. 14]. The new operation plans to exploit Telesensory Systems' linear-predictive-coding technology that synthesizes high-quality, humanlike speech. Thus, its first product is a programmable talking board.

More coming. Designated the Speech 1000, the board has a large vocabulary with a typical data rate of 2,200 bits a second, allowing it to deliver 3½ to 5 minutes of synthesized speech in either a male or female voice [*Electronics*, March 10, p. 33]. Already, the division has developed a prototype of a text-to-speech board, a complex stand-alone unlimited-speech system peripheral, says Gabriel F. Groner, vice president and general manager of the division.

Slated for mid-1982 availability, it will incorporate a dictionary of 1,500 exceptional words that do not follow typical phonetic rules, he notes. "Although this first-generation product produces highly intelligible speech, it does not sound completely natural."

The next step in the development program will be products "that will ultimately allow real-time generation of natural, human-sounding speech from character-storing input," Groner says. The first will let Speech 1000 users create individual words in the same voice used for their original vocabularies encoded by Telesensory Speech Systems. Next will come a similar product that will allow development of naturally inflected phrases, and then the firm will produce a second-generation text reader that will generate real-time speech as a natural-sounding voice.

—Christina Lindauer



To help build a better timer Eagle Signal signaled Plenco

Eagle Signal Industrial Controls, Davenport, Iowa, a division of Gulf + Western, builds an HP5 Cycle-Flex timer for heavy-duty use in packaging equipment, injection machines, conveyor systems and a wide variety of other control systems.

The timer features a 15-point terminal ring once molded of a 30% reinforced thermoplastic polyester material that didn't stand up to the job. "Tests proved that a thermosetting compound was needed," reports Eagle, "and your Plenco 500 improved impact phenolic was selected. Its compressive strength permits twice the jack-in force of the reinforced thermoplastic used previously.

"Plenco 500 gives the molded ring dimensional stability required for the mating of pin and socket connections, and is U.L. and CSA approved for this application."

"Excellent electrical properties. Easy to mold," adds the molder, Dickten & Masch, Nashotah, Wis., who have been using Plenco phenolics for forty years.

Why not take the time to send Plenco your signal? Dial (414) 458-2121.

PLENCO
THERMOSET PLASTICS

PLASTICS ENGINEERING COMPANY
SHEBOYGAN, WI 53081

Through Plenco research... a wide range of ready-made or custom-formulated phenolic, melamine-phenolic, alkyd and polyester thermoset molding compounds and industrial resins.

Pin up of the year. The 28-pin 64K ROM from Synertek.

Make a smooth transition to the new standard in ROMs with the JEDEC-approved 28-pin 64K ROM from Synertek. Smooth because our pin up from 24 pins to 28 pins takes into account today's — and tomorrow's — board design needs.

Now you can make the move to flexibility in new board layouts with a whole new generation of 64K ROMs. The SY2365A offers you two-way compatibility — step down to the 24-pin SY2333 32K ROM of today or up to the 28-pin 128K/256K ROMs of the future.


Not only that, but it's fast too. At 200nsec (max), the SY2365A delivers the kind of high performance you need to meet the demands of today's system designs. With the organization to match — 8192x8.

The SY2365A also features automatic power down through its Chip

Enable (\overline{CE}) input that translates into system level power savings of up to 85 percent. And because it's pin-for-pin compatible with 2764 EPROMs already in your system, it's your answer when it comes to making a cost-effective — and quick — move from EPROM prototyping to high volume ROM production.

A true beauty, for now and the future — that's the SY2365A 64K ROM from Synertek. We're the company that built its name in servicing the ROM marketplace. Call Memory Product Marketing direct at (408) 988-5611 or contact your area Synertek representative.

Synertek is a major MOS supplier of high volume parts with advanced technologies and techniques behind everything we make. ROMs. Static RAMs. Custom circuits. Single-chip Microcomputers. Systems. 6500 Microprocessors and Peripherals.




SYNERTEK

3001 Stender Way, P.O. Box 552
Santa Clara, California 95052
(408) 988-5600
TWX: 910-338-0135

SY2365A

200nsec





New Textool MINI GRID ZIP Sockets

**Versatile standard series
accepts most devices...**

Lead configurations pose no real challenge to the unique flexibility of Textool's new standard MINI GRID ZIP socket series.

The MINI GRID ZIP socket is capable of testing almost any plug-in device fitting within its 10 x 10 grid (100 mil). You get optimum versatility without extra tooling costs. And, since only those positions actually required are available to the operator (100 maximum), the possibility of incorrect lead positioning is eliminated.

Simple mechanical action, characteristic of all Textool zero insertion pressure sockets, allows a user to literally "drop" a device into the MINI GRID ZIP's funnel entries which guide the leads to socket contacts. Then, simply flip a lever to test or age. Another flip of the lever allows extraction of the device with zero contact pressure, thus virtually eliminating mechanical rejects caused by bent or distorted device leads.

Regardless of device configurations — TO's, DIP's, Pin Grid's, platform — the versatile MINI GRID ZIP socket accepts them all! And, if required, Textool's larger size GRID ZIP (14 x 21 grid) is capable of accepting up to 294 positions.

Detailed information on these and other products from Textool... IC, MSI and LSI sockets and carriers, power semiconductor test sockets, and custom versions... is available from your nearest Textool sales representative or the factory direct.

**Textool Products Department
Electronic Products Division/3M**
1410 W. Pioneer Dr., Irving, TX 75061
214/259-2676



People

**Prothro may lead Mostek
into custom-logic gate arrays**

Don't be surprised if Mostek Corp. starts showing up in custom-logic gate-array markets, hints Charles V. Prothro, recently named chairman of the United Technologies Corp. subsidiary. That could be one of the results of Mostek's involvement with UTC's Microelectronics Center in Colorado Springs, Colo.—work that Prothro sees as fulfilling a duty to the parent company and "giving us terrific leverage with our existing customer base."

Traditionally, the Carrollton, Texas, MOS maker has dealt in high-volume, commodity markets. "One of the big pluses of last year's UTC acquisition is that the strategy of Mostek is unchanged," says the 38-year-old Texan, a former production planner at Texas Instruments Inc. He joined TI after receiving a Harvard master's degree in business administration and a bachelor's in industrial engineering from Stanford.

The UTC deal was forged by then-chairman L. J. Sevin, founder of Mostek, who in late 1979 was fighting an unfriendly takeover bid by Gould Inc. UTC took on the role of white knight and also took over Mostek. Prothro, who was president, was later promoted to chairman after Sevin's resignation in January.

"We leaders at Mostek and UTC have converted a potential negative in the early days of the acquisition into a positive," says Prothro, referring to the present relationship between his company and the Hartford, Conn., conglomerate.

A key element in the hands-off approach, says Prothro, has been the creation of the center in Colorado, which now reports to the new Mostek chairman. The center, opened in June 1980, serves the internal needs of UTC divisions by designing parts.

"As I said, you've got to be a realist, and if the center is not a success, it will reflect badly on Mostek because it's our people and our process," he states. "United Technologies needs access to the semicon-

ductor-processing technology we have at Mostek, and it needs access to people who know how to hire the computer-aided design specialists to make gate array programs successful," explains Prothro, who has been with the firm since its creation in 1969. "Gate arrays use complementary-MOS. We, of course, know about C-MOS, but gate arrays are a low-volume product—something we have not been into."

But therein lies the advantage of the custom-logic gate-array project: "It will give us much closer ties with existing customers. That's why I say it's feasible. It has the advantage of serving UTC needs as well as Mostek needs," says Prothro.

**Interstate's Hoffman sees
three major growth areas**

Moving to operations vice president for systems of Interstate Electronics Corp. of Anaheim, Calif., gives Jim Hoffman a "fivefold expansion of view and a change of overview," altering his concern about one division to "looking for a balanced position instead of having a parochial, short-term outlook."

In his new post, he will be in charge of the five operations of Interstate, his employer for the past five years. Hoffman, who received his Ph. D. in physics and bachelor of



Delay. Hoffman of Interstate does not see very low-cost plasma soon.

PDP-11/23[®]



FIRSTAR[™] ARRAY PROCESSOR SYSTEM



FIRST COMPUTER CORPORATION INTRODUCES A NEW CONCEPT IN COST EFFECTIVE HIGH-SPEED ARITHMETIC PROCESSING SYSTEMS

First Computer Corporation, one of the world's largest System integrators, has married Digital Equipment Corporation's advanced PDP-11/23 Computer Systems with the new Floating Point System's FPS-100 Arithmetic Processor. This complete packaged Array Processor System provides the power to tackle tough computational problems which were previously the domain of the "Super Computers".

SUPER COMPUTER COMPUTATIONAL SPEED

The FPS-100 is capable of up to eight million floating point operations per second with an effective throughput of up to forty million operations per second.

PROVEN ARCHITECTURE + REAL-TIME ENHANCEMENTS = UNBEATABLE PERFORMANCE

The FPS-100 is based on the proven parallel pipeline architecture of the FPS AP-120B. New enhancements such as extensive Real-Time capabilities provide maximum computational efficiency with a minimum host computer interaction. The cost-performance of the New FIRSTAR System is unbeatable in the universe.

EXTENSIVE DEVELOPMENT SOFTWARE— SAVES PROGRAMMING COST

With every FIRSTAR System you can select from an extensive library of easy to use software consisting of an Assembler, Debugger, Simulator, Utilities, Math Libraries, Signal Processing Libraries, Image Processing Libraries, and Host Executives. It's easy to start using your FIRSTAR System quickly.

NEW SUPER-100 MULTI-TASKING REAL-TIME SUPERVISOR

This new Real-Time Supervisor permits

the execution of multiple Real-Time tasks on a priority basis. SUPER-100 can virtually place the FPS-100 in a stand-alone multi-tasking mode for the processing of multiple streams of input data with a minimum of host computer dependency.

CHOICE OF DEC HOST COMPUTER OPERATING SYSTEMS

Select the Digital Equipment Corporation Operating System which best matches your application needs. FIRSTAR is available with either the RT-11 Real-Time Executive or the RSX-11M Resource-Sharing Executive. All Operating Systems are fully supported by Digital.

INSTALLATION AND FIELD SERVICE WORLDWIDE BY DEC AND FPS

FIRSTAR Systems are jointly installed and maintained by DEC's and FPS's own Field Service Organizations. No third party maintenance to worry about.

© Registered trademark of Floating Point Systems Inc.

© Registered trademark of Digital Equipment Corporation

™ Trademark First Computer Corporation

FS-1

SOUTHERN REGION
Houston, TX (713) 960-1050

Electronics / March 24, 1981



TM

computer corporation

corporate square / 825 north cass avenue / westmont, illinois 60559 / (312) 920-1050

WESTERN REGION
California (To be announced)

TWX NUMBER 910-651-1916

NORTH CENTRAL REGION
Chicago, IL (312) 920-1050

Circle 15 on reader service card

15

Now CMOS cuts your design time.

COSMAC System IV with FULL-SCREEN EDIT for fast, easy program editing.

This is the complete 1802 hardware, software Microprocessor Development System. Just look what the \$12,000 system price gives you:

- A 12-inch integral CRT that displays program entries and corrections instantly.
- New high-performance ASM8 macroassembler for much faster assembly time.
- Fully-encoded ASCII keyboard with 72 ASCII keys and 14 dedicated full-screen edit keys.
- "Go-anywhere" Micromonitor: the portable in-circuit emulator.
- Micromonitor Operating System software (MOPS), to allow interrogation of the system under test.
- 60k bytes of user-accessible RAM.
- Dual-drive floppy disk.
- Built-in PROM programmer.
- Exclusive RCA CDOS file management system.

All this, plus "Total Design Support" from the people who brought you CMOS, for only \$12,000.*

For more information on the CDP18S008, contact any RCA Solid State sales office or appointed distributor.

Or contact RCA Solid State headquarters in Somerville, N.J. Brussels, Belgium. Hong Kong. Sao Paulo, Brazil.

Or call Microsystems Marketing toll-free (800) 526-3862.

Total hardware, software development system \$12,000.

* U.S. suggested resale.



**Another reason to
switch to CMOS.**

RCA

Electro 80 Booth 2502, 2504, 2506

science in engineering from the University of Kansas, sees military equipment, plasma displays, and voice recognition as the major growth areas over the near term, but advanced systems and display products will also get attention.


Too high. Although Interstate is a key U.S. supplier of plasma displays, Hoffman feels that it will be years before industrial and military developments will lower the cost of plasma significantly, and he also "doubts seriously whether they'll ever reach \$200 to \$300 for consumer applications." Another drawback to widespread use of plasma is the lengthy development cycle anticipated for color displays.

On the bright side, however, Hoffman believes that "plasma will replace black and white cathode-ray tubes for full military requirements" in a short time. Interstate's sales in that area should exceed \$10 million in about two years, he says.

Developments in voice recognition are expected to be a major factor in diversification into commercial markets. Although speaker-independent, conversational chips are a long way off, Interstate now has a limited-vocabulary chip set and markets board-level systems. Hoffman thinks that the market at the current state of the art is huge and predicts rapid growth as prices drop.

Hoffman anticipates heavy use of voice recognition in computer-aided design and for terminals in such high-intensity areas as airport control towers, because both applications require much concentration and can benefit from the quickness and accuracy of voice commands.

Military contracts, once Interstate's only business and still about three quarters of its sales, appear promising under the Reagan Administration. Interstate has several ongoing contacts and expects to be included in the new push in defense spending. "But I hope they don't dump a lot of money into defense," Hoffman says. "I'd rather see a more rational approach instead of throwing out a lot for a couple of years and seeing it drop off again for the next two." □



32 TO 64 Channels...with a Battery

Dolch Logic Instruments' third generation logic analyzer, the LAM 3250, lets you meet your troubleshooting needs now, and expand for the future. The LAM 3250 records up to 32 channels of information at sampling rates to 50 MHz, and with optional Channel Expansion Probes, its capability can be extended to 64 channels. And there's more.

Sophisticated clocking.

Since it incorporates dual 16-channel X 1000-bit recording blocks, the LAM 3250 can accept up to two independent external clocks for sampling data, letting you independently monitor both address and data on a multiplexed bus.

Powerful triggering.

Four-level sequential triggering, each level with an independent pass counter ranging from 1-255 counts, lets you debug programs containing nested subroutines. There's even a Restart function to guide you through data on the bus. All of this is easily programmed in a separate trigger menu.

Battery back-up.

The LAM 3250's revolutionary new BATTERY-BACKED MENU MEMORY feature allows you to store up to 6 separate files of display and menu parameters in CMOS RAM for up to three months without power. This means that

you can recall complete test set-ups in a matter of seconds. No more time wasted rewriting menus.

Check these features and compare:

- 32 channels X 1000-bit memory
- Expandable to 64-channel X 500-bit memory (optional)
- Sampling rates to 50 MHz
- 5 ns glitch capture
- Timing capability for 16 or 32 channels
- Hex, octal, binary and ASCII displays
- Powerful word search feature
- Window triggering
- Real-time trigger tracing
- Non-volatile menu memory
- GPIB and RS-232 interfaces standard
- Personality probes and disassemblers for many popular uP's and bus systems (optional)

This is only part of the story. For more details on this and other dynamic troubleshooting tools, contact the logic analyzer experts today. Dolch Logic Instruments, 230 Devcon Drive, San Jose, CA 95112. Or call toll free (800) 538-7506. In California (408) 946-6044.

DLI **DOLCH**
LOGIC INSTRUMENTS


REPRESENTATIVES: Austria 02236/866310. Belgium 022192451-53. Canada (514) 336-0392. Denmark 02804200. Finland 08090520311. France 069302880. Germany 0893901-1. Great Britain 0734694944. Greece 0218219470. Holland 040533725. Israel 03453151. Italy 024158746. Norway 02356110. Spain 052213199. Sweden 08879490. Switzerland 013632188. East Europe-U.K. 093252121. Singapore 0637944. South Africa 01227739.

Circle #73 for further information

World Radio History

Circle #114 for demonstration

RS 232 and RS 449, bring them together with our subminiature Ds. It's easy.




Save your systems from obsolescence. Bring them up to the standard with AMPLIMITE subminiature D adapters.

They interface RS 232 with the new RS 449 cable-to-cable or directly to your equipment. One way or the other, you save the cost of major redesign.

Our subminiature Ds also give you the widest choice. Metal shell and





all-plastic connectors. Filtered assemblies. Mass termination styles. Standard, high density and MIL-C-24308 versions. And the most complete selection of accessories made.

You bring a lot together with our AMPLIMITE connector system.



AMP Facts

Plated-through hole damage is avoided with ACTION PIN contacts. Gas-tight connection without soldering is also assured.



Two styles of slide latch clips simplify plug and receptacle mating.

Metal-shelled shielded connector provides EMI protection.

Spring latch assembly allows easy harness hook-up to RS 449 standards.

For more information, call the AMPLIMITE Connector Desk at (717) 780-8400.


AMP Incorporated, Harrisburg, PA 17105.

AMP, AMPLIMITE and ACTION PIN are trademarks of AMP Incorporated.

AMP means productivity.

CIRCLE
NUMBER
125





When C. Columbus challenged the status quo, a surprising thing happened to our world.

Surprising things do happen when people challenge the status quo. And often, good things happen as a result.

HP would like to ask you to challenge the status quo . . . in oscilloscopes. You may discover some pleasant surprises, and displace some earlier disappointments too. Because, like the shape of the 15th century world, HP Oscilloscopes have changed . . . dramatically. Here's how:

Triggering. Today, HP Oscilloscopes offer excellent triggering on difficult signals because of HP advances in micro-circuit design. That also means triggering that's essentially unaffected by changes in trace position or temperature variation. Third channel trigger view, on many HP scopes, lets you see the fidelity of the triggering waveform, and also make timing measurements from it.

Reliability. You've told us you wanted improved reliability. We listened. The result is improved MTBF. Today, thousands of quality 1700 Series Oscilloscopes are delivering the reliable, day-to-day performance you expect from HP.

Signal fidelity. With most scopes, matching input impedances requires an external 50 Ω termination. On the HP 1700 Series, and our new fully programmable 1980 Oscilloscope Measurement System, switchable 50 Ω input terminations are built in to insure faithful reproduction of input signals.

Value. Put a 1700 Series Oscilloscope next to any comparable general-purpose scope of your choice

and compare the price/performance ratio for yourself. Because HP designs and builds the critical components, you get quality performance. Many HP scopes have Delta Time capability that provides fast time interval measurements while minimizing errors. The 1743A incorporates HP counter technology for precision and semi-automatic timing measurements. For viewing low-rep-rate signals and single-shot events, HP's 1741A, 1744A, and 1727A Storage Oscilloscopes, with fast writing, integrating, variable persistence operation, provide well-defined, easily viewed traces in applications which may otherwise result in annoying flicker, or require a viewing hood or camera. What's more, with HP's storage technology there is no transfer time or reduction of variable persistence writing speed, so you won't miss the signals you're after.

See for yourself. HP scopes have changed. And you owe it to yourself to challenge the status quo before you buy another general-purpose oscilloscope. But don't take our word for it. Call an HP Field Engineer for a hands-on demonstration of a new 1700 Series Oscilloscope. Then judge for yourself. Ask about the

1980 Oscilloscope Measurement System, too. Find out how its fully programmable operation can help you deal with some of today's productivity problems.



Challenge the status quo and get a square-world mug. Free.

If you're considering the purchase of an oscilloscope, call an HP Field Engineer or use our coupon for a no-obligation demonstration. In return, we'll give you a distinctive square-world coffee mug.



HEWLETT PACKARD

I would like to challenge the status quo. Contact me for a no-obligation demo of an HP Oscilloscope. And yes, I want a square-world mug. E-3/24

NAME _____ TITLE _____

COMPANY _____

PHONE _____


ADDRESS _____

CITY/STATE _____

I initiate and/or approve oscilloscope purchases Yes No

Mail coupon to: Hewlett-Packard, P.O. Box 2197, Colorado Springs, CO 80901, Attn: Oscilloscope Marketing Manager. Offer expires April 30, 1981. Valid in U.S.A. and Canada only.

BIOMATION K100-D



World Radio History

Get a glitch?
FIXER
FROM GOULD

Compare this general purpose logic analyzer with the currently accepted industry standard.

The K100-D wins over Hewlett-Packard's 1615A hands down!

Logic designers have made Gould's powerful Biomation K100-D our fastest selling logic analyzer

mode to catch glitches as narrow as 4 ns. It gives you the most precise logic analysis for today's high speed minicomputer, main-frame and microprocessor systems. Best of all, you're already prepared for faster designs as they arrive.

binary or ASCII. And the list goes on and on.

The final analysis.

To help you evaluate these two fine instruments before you buy, we've prepared a point-by-point *competitive comparison* of the two. If you're designing and debugging high-performance digital systems, you'll want to read this document carefully. To get your free copy, just use the reader service number or write Gould Inc., Biomation Division, 4600 Old Ironsides Drive, Santa Clara, CA 95050. For faster response, call 408-988-6800.

Compare capacity.

The K100-D's 1024 word memory is *four times as deep as the 1615A's*. This dramatically extends the length of data you can trap from your system at any one time. And that means faster, more accurate debugging. In addition, the K100-D's standard 16 channel format can be expanded to 32 channels for work on the new generation of 16-bit microprocessors.

Compare your productivity.

Finally, the K100-D makes designers more productive with convenience features superior to those of the 1615A. The K100-D has a larger keyboard, plus an interactive video display. Comprehensive status menu. Data domain readout in hexadecimal, octal,

ever. You'll see why once you compare it to its nearest competitor, the 1615A from Hewlett-Packard.

Compare clocking speed.

With a 100 MHz clock rate, the K100-D gives you resolution to 10 ns—*five times better than the 1615A's*. Use the K100-D's latch



Hewlett-Packard 1615A
A very good logic analyzer



Speed: to 20 MHz
Resolution: 50 ns
Memory: 256 words
Channels: 8 timing & 16 data
or 24 data

Biomation K100-D
The industry's finest logic analyzer



Speed: to 100 MHz
Resolution: 10 ns
Memory: 1024 words
Channels: 16 timing or 16 data
or 32 data

 **GOULD**

An Electrical/Electronics Company

Circle 31 on reader service card

Quality is a design parameter

The quality issue in the semiconductor and computer industries is being settled—not from atop soap boxes, but from executive offices, fabrication lines, production floors, and shipping desks. American companies challenged by Japanese producers to compete on quality as well as performance are doing just that. The results are bound to be healthy for all concerned.

Quality is good business because it contributes to profits and raises competition to a new level. Price alone, although it will always be important, is not the driving force it used to be.

Today, quality plus performance is a vital part of the product value equation. Companies are no longer content to “test in” quality or reliability. Now the objectives are to design in quality, as well as ways to predict reliability, starting at the drawing board.

As an executive at Texas Instruments points out in the story on that company’s quality-reliability program (p. 95), when parts are returned by customers it is too late to fix a quality problem. To make quality a competitive tool, in TI’s view, it is necessary to seek out indicators that can be read before shipment.

How to stagnate while growing

In the U. S., baseball teams head for Florida or Arizona and electronics engineers head for Electro. But in France, spring means it’s time for Composants—le Salon International des Composants Electroniques, to give it its proper title—at the Porte de Versailles. Composants is a get-together, a sales meeting, and a curiosity, as our European editors point out in their preview of the 1981 show on starting page 99.

This year, however, those gathering at the site in suburban Paris will have to temper their spring joyousness because Europe has not been able to escape the global hard times affecting the

If the task becomes a common practice, it will in large part be the responsibility of the design engineering functions. It means very close relations with customers, not only at the purchasing level, but also at the engineering level. What’s more, it means tracking quality from design to shipping and tweaking quality levels at each stage.

There are situations in which changing a test specification at outgoing inspection to improve quality actually causes a drop in yield. But if a performance specification is tightened as a result, yield not only recovers, but improves. The resultant devices exhibit performance test results that are tightly spaced in the middle of the test parameters rather than scattered. Confidence that there will be fewer or even no defects in a lot increases. Testing is reduced. Cost savings mount.

For those companies in which programs are supported from the top, where everyone is involved and everyone understands the new expectations, these are exhilarating times indeed. For many years the objective was simply, “Ship it.” Now it’s, “Ship it right the first time.”

growth of electronics markets. Interestingly, electronics component makers will not face the slumps that their bretheren in the traditional industries—steel, textiles, autos—must handle but actually will see a certain amount of growth. Still, this is not enough in electronics, where investment for innovation demands a high growth rate. As one executive says, “We can function only when the market is expanding by 15% to 20% a year.”

Electronics is one of the few industries in this world that can stagnate while growing—a sobering fact for those planning expansion.

***DIFFERENCES:** (1) Memory editing. (2) Battery-backed buffer memory to hold data for 7 days without power. (3) Single-stroke duplicating in manufacturing mode. (4) Key-selectable standard RS232 formats. (5) 8-digit HEX display for future 16-bit memories. (6) Built-in self-test functions. (7) Five times faster operation of standard functions (such as Compare, Blank Check and Checksum). Plus many more—see for yourself in our "hands-on" demo.



**Call now to win a prize and an M980 demo!
(contest line: (408) 646-3649)**


**NEW Pro-Log M980 PROM
Programmer**
The next generation—loaded with
new performance features to
make your PROM programming
easier, faster and error-free. Can
you find at least seven?
1. _____
2. _____
3. _____
4. _____
5. _____
6. _____
7. _____
(It's okay to take a peek at the answers
below—we want everyone to win.)

**Pro-Log M900 PROM
Programmer**
The universal PROM programmer
that has become the industry
standard. Rugged, portable, field-
proven, with over 7,500 units and
15,000 interchangeable modules
in use worldwide.



**FIND 7 DIFFERENCES IN
THESE TWO PROGRAMMERS
AND WIN!**

LOW POWER Switchers



More Power, Less Package, from Power Products.

Specify encapsulated switching power supplies from Power Products. And get 25 watts of cool, regulated DC power — neatly packaged to fit even those extra-tight spaces.

FEATURES

Regulation:

Line 0.1%, Load 0.2%

Ripple/Noise:

100mV Peak-to-Peak, max.

Efficiency:

80% Typical

Case Size (PC-Mount Models):

3.5" x 2.5" x 1.25"

Two-Year Warranty

Quick Delivery —

Small Quantities Shipped Three Days ARO

Volts	Amps	1-9 Price	OEM Qty. Price
5VDC	5A	PC-CARD Mountable \$169	PC-CARD Mountable \$109.85
12VDC	2.2A	Chassis Mountable \$179	Chassis Mountable \$116.35
15VDC	1.8A		

Consult Factory for OEM Discount Schedules

Find us in EEM!

Power Products

Division of
Computer Products, Inc.

2801 GATEWAY DR
POMPANO BEACH, FL 33060
(305) 974-2442 • TWX 510-956-3098

Meetings

IOCC '81—Third International Conference on Integrated Optics and Optical Fiber Communication, IEEE and Optical Society of America, Hyatt Regency Hotel, San Francisco, April 27–29.

ISCAS '81—1981 IEEE International Symposium on Circuits and Systems, IEEE, Radisson Chicago Hotel, Chicago, April 27–29.

29th Annual National Relay Conference, National Association of Relay Manufacturers and the School of Electrical Engineering, Oklahoma State University (Engineering Extension, 301 EN, Oklahoma State University, Stillwater, Okla. 74078), OSU, April 27–29.

1981 International Tool and Manufacturing Engineering Conference and Exposition, Society of Manufacturing Engineers (P. O. Box 930, Dearborn, Mich. 48128), Cobo Hall, Detroit, April 27–30.

1981 National Design Engineering Show and Conference, American Society of Mechanical Engineers (Clapp & Poliak Inc., 245 Park Ave., New York, N. Y. 10167), McCormick Place, Chicago, April 27–30.

Powercon 8—International Power Electronics Conference, Power Concepts Inc. (P. O. Box 5226, Ventura, Calif. 93003), Loews Anatole Dallas Hotel, Dallas, April 27–30.

27th Annual International Instrumentation Symposium, Instrument Society of America (P. O. Box 12277, Research Triangle Park, N. C. 27709), Hyatt Regency Hotel, Indianapolis, Ind., April 27–30.

Society for Information Display International Symposium, SID (654 N. Sepulveda Blvd., Los Angeles, Calif. 90049), Grand Hyatt Hotel, New York, April 27–May 1.

26th National SAMPE Symposium and Exhibition, Society for the Advancement of Material and Process Engineering (P. O. Box 613,

Azusa, Calif. 91702), Hyatt Hotel, Los Angeles Airport, Los Angeles, April 28–30.

12th Annual Pittsburgh Conference on Modeling and Simulation, School of Engineering, University of Pittsburgh (Modeling and Simulation Conference, 348 Benedum Engineering Hall, University of Pittsburgh, Pittsburgh, Pa. 15261), University of Pittsburgh, April 30–May 1.

NCC '81—National Computer Conference and Personal Computing Festival, American Federation of Information Processing Societies (P. O. Box 9658, 1815 N. Lynn St., Arlington, Va. 22209), McCormick Place, Chicago, May 4–7.

PICA/81—12th Power Industry Computer Applications Conference, IEEE Marriott Philadelphia, Philadelphia, May 5–8.

AAMI 16th Annual Meeting and Exhibit, Association for the Advancement of Medical Instrumentation (1901 N. Fort Myer Dr., Suite 602, Arlington, Va. 22209), Sheraton Washington Hotel, Washington, D. C., May 10–13.

The European Consumer Electronics Show, Industrial and Trade Fairs Ltd. (Radcliffe House, Blenheim Court, Solihull, West Midlands B91 2BG, England), Nuremberg, West Germany, May 10–13.

34th Annual Conference, Society of Photographic Scientists and Engineers (7003 Kilworth Lane, Springfield, Va. 22151), Grand Hyatt Hotel, New York, May 10–14.

CICC '81—Custom Integrated Circuits Conference, IEEE, Americana Hotel, Rochester, N. Y., May 11–13.

31st ECC—Electronic Components Conference, EIA and IEEE, Colony Square Hotel, Atlanta, May 11–13.

Intermag 81—International Magnetism Conference, IEEE *et al.*, Alpes-Congrès, Grenoble, France, May 12–15.

Z80 COMBO CHIP

Four functions in one
reflects design simplicity
at its best.

MOSTEK.



A serial I/O port. 256 bytes of RAM. Two programmable timers. Three external interrupt channels. Now you can get all of them in one integrated circuit: The MK3886 Combo Chip from Mostek.

This 5-volt only, 40-pin DIP is design simplicity at its best. The kind that means superior cost efficiency, fewer parts count, less board space, and higher reliability. With just three chips (Combo, Z80 CPU and Memory), you can configure a variety of highly versatile Z80 systems.

A sampling of application

examples: As an intelligent remote data logger. Or an interrupt driven intelligent peripheral controller. Or an industrial security system with serial interface. Or as a building block in a "two-way" cable TV network. Or for a patient monitoring system. That's the versatility of the Combo Chip. In fact, no other chip simplifies Z80 design so efficiently. Find out why. Contact Mostek, 1215 West Crosby Road, Carrollton, TX 75006 (214) 323-1801. In Europe, contact Mostek Brussels 762.18.80.

GET A STEP AHEAD WITH THE IC SYSTEMS GROUP.

GCA/IC Systems Group is the largest worldwide organization dedicated solely to serving the IC manufacturing industry. So in a time when productivity is more critical than ever, we can help you step ahead with the finest systems and service available today.

As the leader in our field, we've set a lot of standards for automated VLSI manufacturing equipment, including the DSW Wafer Stepper™ and Wafertrac™ fully automated wafer processing system.

You should know, too, that we presently have over a half million square feet of space for manufacturing, product engineering, and research and development. We've also added hundreds of people to produce and service our products. And we have what is probably the most extensive training program in existence for the operation and maintenance of our systems.

So if you're looking to step up productivity, look to the GCA/IC Systems Group. You'll find us at the leading edge of technology, a step ahead of everyone else.

1. The DSW Wafer Stepper™ direct step on the wafer system can produce more good bits per hour at a lower cost per bit than any other system available today. It's the most precise system of its kind ever developed.

2. Automatic Wafer Handling virtually eliminates wafer breakage and contamination, holds transfer time to a minimum, and can handle the new 5" wafers right now.

3. Our DSW Automatic Reticle Changer allows random selection and alignment of any of up to ten reticles. Each reticle is automatically inspected for particles. Before transfer to the platen, the particles are mapped on the video terminal, and a go-no-go decision is given.

4. The high yield Wafertrac™ is a completely automatic, microprocessor-controlled wafer processing system. It gives you total process control, and its modularity lets you design your own system. It can perform a variety of wafer processes simultaneously.

5. Our Wafertrac™ Positive Develop Module incorporates low pressure spray nozzles and an open bowl design which, in conjunction with metal-ion-free developers, eliminates many former limitations of positive spray develop.

6. The Reticle Stepper clusters many 1:1 images of a single circuit pattern onto one reticle, thus increasing reticle productivity. 6a. Detail of Reticle Stepper.

7. Our new interface combines the Wafertrac™ and DSW Wafer Stepper™ into a single, integrated wafer production system.

If you're ready to step ahead, call or write the GCA/IC Systems Group at one of these addresses: Burlington Road, Bedford, Massachusetts 01730, Tel: (617) 275-9000. Sumisho Electronic Systems, Inc., Tokyo, Japan, Tel: 03-234-6211. GCA International, Kreuzlingen, Switzerland, Tel: 41-072-71-1585.




GCA CORPORATION
IC Systems Group


209 Burlington Road
Bedford, Mass. 01730
(617) 275-9000
Telex: 92-3350

© 1981 GCA Corporation

Circle 29 on reader service card

**A STEP
AHEAD.**





Take a closer look at

The 100 MHz, 465B.

For years, our 465 portable scope had been considered the standard by those who service high performance or computer-based electronic systems.

Until we introduced the 465B.

Performance you can see.

The 465B still does everything that made the 465 so popular.

The big difference is, it does a lot more.

An alternate switching capability between intensified and delay sweeps lets you view both displays for analysis.

There's third channel trigger view with delay adjustable to zero, so you can view both data channels and the trigger signal simultaneously.

Improved trace selection switching provides unmatched flexibility in waveform display.

And we've upgraded the magnified sweep speed to 2 ns/div, so you can analyze signals in even greater detail.

It's the kind of performance that'll help you interpret complex timing signal relationships more clearly.

Quality you can trace.

Though it looks like a 465 on the outside, the 465B is different inside. We've used modern IC's in place of discrete components. That means improved performance, reliability and trace quality for you.

Service that'll see you through.

Our worldwide service team goes where you go. We're with you all the way, with more than 500 service personnel at 46 Tektronix centers in the U.S.A. and hundreds of Tektronix-supported service engineers in over 50 other countries to calibrate and maintain your Tektronix scope.

Seeing is believing.

Contact your Tektronix Sales Engineer. Or write or call us toll-free for a brochure. 1-800-547-1512.

It pays, when you take a closer look.

U.S.A., Asia, Australia, Central & South America, Japan
Tektronix, Inc.
P.O. Box 1700
Beaverton, OR 97075
Phone: 800/547-1512
Oregon only 800/644-9051
Telex: 910-467-8708
Cable: TEKTRONIX

Europe, Africa, Middle East
Tektronix International, Inc.
European Marketing Centre
Postbox 827
1180 AV Amstelveen
The Netherlands
Telex: 18312


Canada
Tektronix Canada Inc
P.O. Box 6500
Barrie, Ontario L4M 4V3
Phone: 705/737-2700



**We're
going
places**



the industry standard.



Tektronix
COMMITTED TO EXCELLENCE



INTRODUCING

the DSD 880.

A DEC®-compatible disk system combining eight-inch Winchester and flexible disks.

For DEC users who need more capacity and performance than a dual RX02, the DSD 880 now offers a more cost effective alternative than a dual RL01.

- significantly lower initial and total life-cycle costs
- the reliability of a Winchester, with 7.5 Mbytes, emulating RL01
- the removability of a flexible disk, with 1 Mbyte, emulating RX02
- valuable saving in rack space (5¼" vs. 21" for dual RL01)
- unique "hyperdiagnostics" enabling fast and easy troubleshooting to the modular level

- built-in bootstrap eliminating the need for an expensive DEC bootstrap board and saving a backplane slot
- one half-quad backplane slot vs. two quad boards for the RLV11
- versatile interface card for easy integration with any LSI-11 backplane, unlike DEC's RLV11 interface that needs a special backplane and cannot be used with the VT 103 terminal

Compare for yourself and see why nothing compares to the DSD 880.



The Intelligent Alternative to DEC Disk Systems

To get more information on the DSD 880, call or write:

Corporate Headquarters:
2241 Lundy Avenue
San Jose, CA 95131
Tel: (408) 946-5800
TWX: 910-338-0249

Western Region Sales:
2560 Mission College Blvd., Suite 108
Santa Clara, CA 95050
Tel: (408) 727-3163
TWX: 910-338-0249

Eastern Region Sales:
51 Morgan Drive
Norwood, MA 02062
Tel: (617) 769-7620
TWX: 710-336-0120

International Sales:

Australia: Melbourne (03) 543-2077, Sydney (02) 848-8533; Canada (416) 625-1907; Denmark 01/83 34 00; Finland 90/88 50 11; France 03/956 81 42; Israel 03/298783; Italy 02/4047648; Japan: Osaka (06) 323-1707, Tokyo (03) 345-1411; Netherlands 020/45 87 55; New Zealand 4/693-008; Norway 02/78 94 60; Sweden 08/38 03 70; Switzerland 01/730 48 48; United Kingdom 01/207-1717; West Germany and Austria (089) 1204-0.

®Registered trademark of Digital Equipment Corporation

Circle 32 on reader service card

World Radio History

DEC readies 'KO' In personal computers

Digital Equipment Corp. is moving quickly toward its long-expected entry into the personal computer market now dominated by Apple Computer and Radio Shack. Observers say that the computers could be on the market by 1981's third quarter and that DEC's moves will be carefully timed to **acquire a major share of market before the Japanese enter the domestic personal computer field.** The effort, called "Knockout," or "KO," by the Maynard, Mass., firm, involves developing several small system configurations with code names like Mighty Mouse and Tiny. Systems with varying amounts of main and bulk memory are being readied and compared; one would use 5¼-in. soft disks, others 8-in. floppies. Two Winchester disk configurations are also reported to be under study. Industry observers say that DEC is considering using the CP/M operating system, indicating that DEC's initial entries would be 8-bit machines.

Osborne tackles low-cost computers

Formerly a publisher of books on microprocessors and systems, Adam Osborne has founded his own company, Osborne Computer Corp., to compete in the low-cost computer market. His first entry, to be announced next month and to be shown May 4-7 at the National Computer Conference, is a **Z80-based system that is portable and incorporates an unusually large number of features** in a \$1,795 package. The Osborne I computer system will include a CP/M operating system, two 100-K-byte minifloppy-disk drives, keyboard, numeric keypad, and 5-in. cathode-ray tube, as well as the WordStar word-processing system. It will support CBasic and MBasic and will also have RS-232 and IEEE-488 interfaces. Options are a modem; battery pack; 12-in., 80-column display; and double-density, dual-sided floppy disks.

Alphas spread to bipolar RAMs

Chip makers hoping to crack the market for 64-K MOS dynamic random-access memories have been forced to apply polyimide coatings to protect against alpha radiation. Now, surprisingly, the same may be happening with bipolar RAMs—TTL and emitter-coupled-logic—at the 4-K density levels. Alpha-induced soft errors are causing problems with these devices, says an official at one major Midwestern computer company. **Chip vendors are "taking too long to recognize they are going to need a coating,"** he complains, though he does report that several have begun supplying some coated 4-K bipolar parts. However, several Silicon Valley sources say they know of no such problems.

Thin-film 5¼-in. drive doubles load

Just as it is reaching volume production levels of its pioneering 5¼-in. Winchester disk drive, the ST 506 [*Electronics*, June 19, 1980, p. 105], Seagate (formerly Shugart) Technology of Scotts Valley, Calif., plans to introduce next month the first 5¼-in. Winchester drive using thin-film head technology. **This represents a leap for thin film from 14-in. drives, bypassing the 8-in. versions altogether.** The two-platter drive, the ST 512, will cost about 25% more than the ST 506 but will have twice the unformatted capacity, or about 12 megabits. The new drive does not use thin-film disks, but its thin-film head design, supplied by Dastek Corp. of Los Gatos, makes it possible to double the number of tracks. The same number of bytes per track as the ST 506 is maintained. Samples of the first ST 512 drives will be available in the last quarter of 1981.

TI to unveil development system

Texas Instruments Inc. is about to introduce its first multiuser microcomputer development system, called multi-AMPL, which will support the Dallas-based firm's 16-bit 9900 family and TM 990 modules. Available in three versions, **the largest of which can support up to eight users**, the network can reduce the cost per user to as little as \$10,000.

Qume to introduce Sprint 3, 5 successors

After nearly three years of development work, Qume Corp. of San Jose, Calif., will announce next month the first successors to the Sprint 3 line of printers and the Sprint 5 line of printing terminals. The Sprint 7/45, at 45 characters/s, and 7/55, at 55 characters/s, are the daisy-wheel printers; the Sprint 9/45 and 9/55 receive-only printing terminals, with the same respective speeds, will be based on the Sprint 7 printers. **The key to the new offerings is Qume's MicroDrive mechanism, which eliminates four drive-alignment pulleys used in earlier models.** Both the printers and the terminals use 30% fewer electrical parts than their predecessors and an 8085-type microprocessor instead of the Fairchild F8 used on previous models. The Sprint 9/45 and 9/55 are expected to be priced in the \$2,000-to-\$3,000 range; competitors estimate the Sprint 7 models will be about \$1,200 to \$1,500 in large quantities.


Hoernl launching new C-MOS firm

Jean Hoernl, who has helped found Fairchild Camera & Instrument's semiconductor operations, Intersil, Eurosil, and several other semiconductor companies, is setting up yet another new venture. Called Telemos, the new firm will have headquarters in France, but it is understood to be establishing a beachhead in Silicon Valley as well. **Initially, Telemos will manufacture and market complementary-MOS metal-gate arrays**, but it also plans a thrust into the high-speed telecommunications market, primarily with C-MOS large-scale integrated circuits.

Addenda

Toshiba Semiconductor (USA) Inc., the Japanese firm's year-old American subsidiary born out of its takeover of Maruman Integrated Circuits Inc., will soon start producing **2-k-by-8-bit static random-access memories at its Sunnyvale, Calif., plant.** . . . Japanese sources report that Nippon Electric Co. **will build a second semiconductor plant in the U. S.** The site is to be named within weeks. Its other plant is Electronic Arrays Inc. in Mountain View., Calif., a wholly owned subsidiary. . . . The local network standards committee of the Institute of Electrical and Electronics Engineers' Computer Society **has decided to use the new programming language Ada** for the emerging standard's media-access methods. . . . Standard Microsystems Corp. of Hauppauge, N. Y., has completed an agreement with Hitachi Ltd. **that includes worldwide cross licensing of patents as well as payment to SMC.** . . . Western Digital Corp. of Newport Beach, Calif., has dropped its backing of the Ada compiler being developed by Telesoftware of San Diego, Calif., and **will develop its own**, says William Carlson, Western Digital's general manager. . . . **Add to the proliferating versions of the Unix operating system for the Z8000** one for its development system from Advanced Micro Computers of Sunnyvale, Calif., and another, Xenix, from Microsoft of Bellevue, Wash.

A full range of products... a name to rely on!



Daytime - Night-time - Thermal imaging

• Vidicons • Silicon-target vidicons • Pyroelectric-target vidicons • Nocticon®
L3 TV tubes • Supernocticon® L3 TV tubes.
Potted, integral-coil, and ruggedized models available.

 **THOMSON-CSF**
COMPONENTS

THOMSON-CSF ELECTRON TUBES / 750 BLOOMFIELD AVENUE / CLIFTON NJ 07015 / TEL.: (1.201) 779.10.04 - TWX: 710.989.7149

BRAZIL - Sao Paulo
THOMSON-CSF COMPONENTES DO BRASIL Ltda
TEL.: (11) 542 4722
FRANCE - Boulogne-Billancourt
THOMSON-CSF DIVISION TUBES ELECTRONIQUES
TEL.: (1) 604 81 75

GERMANY - München
THOMSON-CSF GmbH
TEL.: (89) 75 10 84
UNITED KINGDOM - Basingstoke
THOMSON-CSF COMPONENTS AND MATERIALS LTD.
TEL.: (256) 29 155

ITALY - Roma
THOMSON-CSF TUBI ELETTRONICI SRL
TEL.: (6) 638 14 58
SPAIN - Madrid
THOMSON-CSF COMPONENTES Y TUBOS S.A.
TEL.: (1) 419 88 42

SWEDEN - Stockholm
THOMSON-CSF KOMPONENTER
& ELEKTRONRÖR AB TEL.: (8) 225815
JAPAN - Tokyo
THOMSON-CSF JAPAN K.K.
TEL.: (3) 264 36 46

**You don't have
to be an IBM
to cash in on
custom IC's.**

Item: Of course, all the big guys are heavy users of custom IC's, but most of our clients have sales volumes from \$10 million to \$100 million per year.

Item: SSI can provide you with cost-effective custom circuits even when your annual usage is only \$100,000 per year. From circuit concept through design and on-going production, call SSI, Director of Marketing, or write today. 14351 Myford Road, Tustin, CA 92680. Phone: (714) 731-7110 or TWX 910-595-2809.

If you send for our Silicon Systems California

**Standard designs-
use catalog IC's.
"Hot" designs-
use SSI customs!**

Item: If there's nothing special about your design, you can't need our custom IC's. Use standards.

Item: If you've got a special design that gives you a competitive edge and you want to discourage imitators, come to SSI. At SSI, you get it your way, analog or digital, or both.

Item: MOS, bipolar, linear, digital, combinations on a single chip. If you want it your way, call SSI, Director of Marketing, or send for our capabilities brochure today. 14351 Myford Road, Tustin, CA 92680. Phone: (714) 731-7110 or TWX 910-595-2809.

**Dedicated to
custom IC's.
Committed
to excellence.**

Item: The only difference between a typical IC company and SSI is our attitude and their catalog - they sell you what they've got, we give you what you want.

Item: 92% of all the integrated circuits we now have in production were custom designed for individual clients.

Item: MOS, bipolar, linear, digital, combinations on a single chip - we give you exactly what you need.

If you want it your way, call SSI, Director of Marketing, or send for our capabilities brochure today.

Silicon Systems Incorporated, 14351 Myford Road, Tustin, California 92680. Phone: (714) 731-7110 or TWX 910-595-2809.

**Silicon Systems
incorporated**

Our headlines don't make us the leader in custom IC's - but our record does.

Fact: As the innovators in combining analog and digital functions on the same chip, we were the first to fully integrate a Dual Tone Multiple Frequency (DTMF) Receiver on a single IC.

Fact: We have produced custom circuits in all the major processes - CMOS, NMOS, PMOS, as well as many Bipolar processes.

Fact: Our custom chips are the "standards" in the Winchester disc memory business.

For the full story on SSi, call the Director of Marketing; or send for our capabilities brochure today.

Silicon Systems incorporated, 14351 Myford Road, Tustin, California 92680. Phone (714) 731-7110 or TWX 910-595-2809.

Silicon Systems
incorporated

Economy. Accuracy. Portability. Versatility. Whatever's important to you, count on us.



When it comes to frequency counters, we've cut the industry giants down to size. Whatever and wherever you're counting, we offer you far more performance for far less money.

In handheld, start with our portable MAX-50 and MAX-550 counter. At just \$77* and \$165*, they deliver precision six-digit frequency readings to 50 and 550 MHz respectively. They feature easy, instant operation, ideal for audio, VHF and UHF applications and are available with a complete line of accessories and input cables.

For a larger (0.43") display, greater accuracy or TTL compatibility, our portable eight-digit MAX-100 is the natural choice. With a range of 5Hz to 100MHz, it's perfect for audio, video, microprocessor and RF applications, in lab, production line or field. Especially when you consider its ± 4 ppm accuracy, versatility and complete line of accessories at a low \$149* price.

For more demanding challenges in process control, audio applications and low frequency counting, our remarkable Model 5001 Universal Counter-Timer, priced at only \$360*, offers a range of DC through 10MHz. Measuring frequency (selectable gate

times .01, .1, 1.0, 10 sec), frequency ratio, period, multiple period average, time interval, time interval average and event count—on a bright, 0.43" eight-digit LED display. All, with full input signal conditioning on two input channels, and variable display sampling rate.

For the ultimate in high-precision, our Model 6001 is your best value. It covers a range of 5Hz to 650MHz with a unique NBS-traceable 10MHz TCXO with 0.5ppm accuracy. And boasts selectable gate times, switchable low-pass filter, external timebase input, buffered timebase output and a bright 0.43" eight-digit LED display. Priced at just \$425*, its performance is unequalled by counters at twice the price!

When you consider that all our counters are guaranteed to meet or surpass published specifications, isn't it time you had a Global Specialties' counter on your bench?

70 Fulton Terr., New Haven, CT 06509 (203) 624-3103, TWX 710-465-1227
OTHER OFFICES: San Francisco (415) 421-8872, TWX 910-372-7992
Europe: Phone Saffron-Walden 0799-21682, TLX 817477
Canada: Len Finkler Ltd., Downsview, Ontario

GLOBAL SPECIALTIES CORPORATION

Call toll-free for details
1-800-243-6077
During business hours

*Suggested U.S. resale. Prices, specifications subject to change without notice. © Copyright 1981 Global Specialties Corporation.

Wirth updates Pascal brainchild in new language

by R. Colin Johnson, *Microsystems & Software Editor*

Definition of Modula-2 includes facilities for structured programming that are Pascal extensions

Niklaus Wirth, the author of Pascal, has just introduced to the software community Modula-2, his answer to the widely perceived deficiencies in that landmark structured-programming language. At the Fifth International Conference on Software Engineering in San Diego this month, Wirth also demonstrated his all-Modula personal computer.

Modula-2 adds the three facilities that have emerged over the past five years as absolutely necessary extensions of Pascal for writing large structured programs: independent modules, separate compilation, and multitasking. These facilities have been added to most Pascal implementations, including those of Texas Instruments and SofTech Microsystems, and have also appeared in the standard definition of Ada, the U. S. Department of Defense's similar language designed for universality [*Electronics*, Dec. 18, p. 39].

Adds facilities. The new language's modules (called units in one well-known implementation, UCSD Pascal, and packages in Ada) allow procedures and data sets to be encapsulated into a single segment, thus eliminating the need for cumbersome global variables or common blocks. The separate compilation of modules makes for more convenient software development, and multitasking (co-tasking in Modula-2) allows simultaneous execution of

more than one program.

The new language is a complete redefinition of Pascal, rather than a simple extension that tacks new functions onto an existing compiler. However, given that so many companies have already made commitments to Pascal and its extended versions, Modula-2 may evoke little response. Also, it is going up against Ada, which the Defense Department is promoting as a standard.

Hardware. Wirth has not been working solely on software. He also brought to San Diego a microprogrammed microcomputer system, called Lilith, that he and Richard Ohran, his co-worker at the Swiss Federal Institute for Technology in Zurich designed to execute Modula-2. "There is no assembler for Lilith, and we don't want one," Wirth says.

All the computer's software, including the compiler, graphics editor, and operating system, are written in Modula-2. Lilith directly exe-

cutes the pseudocode produced by the compiler.

The machine's architecture was designed to match the language closely. For example, Modula-2 makes extensive use of register stacks in performing operations, and so the computer has a stack implemented in high-speed cache memory. Also, Lilith's microprogram functions closely track the kinds of operations the language performs.

Based on the 2901 bit-slice processor, Lilith requires a 2-K-by-40-bit microcode store and cycles in a fast 150 nanoseconds. Its architecture, based on a 16-word-deep hardware stack with 16-bit-wide data paths, also uses a barrel shifter, 256-K bytes of main memory, and a 10-megabyte cartridge disk.

Wirth conceives of Lilith as a personal work station for programmers, and he has dedicated much hardware to a sophisticated graphics display that includes a 64-bit path to



New language. The father of Pascal, Niklaus Wirth, has devised a successor language that incorporates structured-programming facilities that had previously been extensions.

memory. The software was developed on a Digital Equipment Corp. PDP-11/40 minicomputer. Information on compilers and on Lilith is available from the Institute.

Other participants at the tool fair—a demonstration annex to the conference—showed such program-

mer productivity aids as structured front ends for nonstructured languages, sophisticated full-screen editors, data-base managers, and query languages. Also on display were higher-level utilities for software project planning, management, and maintenance.

Microsystems

SOS 16-bit microprocessor has 2- μ m rules; speed nudges that of bipolar predecessor

A 16-bit C-MOS-on-sapphire microprocessor from Rockwell International Corp. shrinks the minimum design rules for complementary-MOS technology to a new low: 2 micrometers. The proprietary design, meant for avionics applications, may actually outperform a similar bit-slice design now in use.

The part contains 68,175 devices on a 214-by-261-mil die and runs off a 20-megahertz clock for a throughput of 300,000 instructions a second (using 12% floating-point operations). Dubbed the AAMP, for advanced architecture microprocessor, it is software-compatible with the CAPS-7 (Collins adaptive processing system) built from 2901 bit slices—and selected 30-MHz versions

should be marginally faster than the bipolar predecessor.

The AAMP comes from the Avionics Advanced Technology and Engineering division in Cedar Rapids, Iowa, formerly the Collins Radio operation. Like the CAPS-7, the new processor has a stack-intensive architecture (see figure), notes the manager of computer technology, Charles E. Kress.

sos expertise. Rockwell's Microelectronics Research and Development Center in Anaheim, Calif., has extensive experience in military grade C-MOS silicon-on-sapphire technology [*Electronics*, July 31, 1980, p. 84] that was put to good use in developing the part. The company had been using 4- μ m design rules,

with lab work at the 2- μ m level. Many of the present AAMP layout rules are conservative, so there is room to shrink the part further, thereby boosting performance more.

As many semiconductor makers are doing, Rockwell uses self-aligned silicon gates to greatly reduce parasitic capacitances. Interconnection layers with aluminum and high-conductivity molybdenum-doped polysilicon result in high circuit densities and typical gate delays under 1 nanosecond.

For operations on 8-, 16-, 32-, and 48-bit data, the AAMP is highly microprogrammed, with a 1-K-by-40-bit control-store read-only memory having a 50-ns access time. It can perform a 16-bit multiplication in 4.85 microseconds and a 32-bit multiplication in 15.05 μ s.

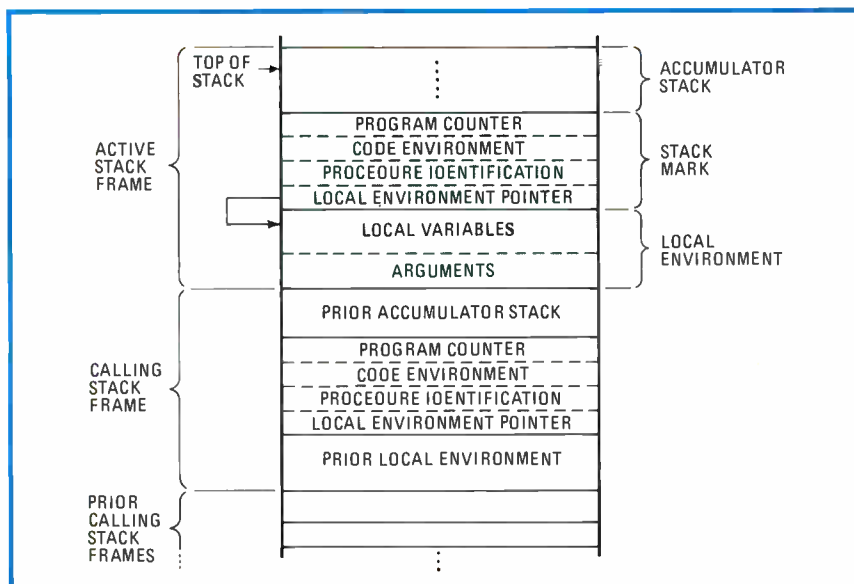
Other chips. However, the speed does not match that of the Toshiba Corp. proprietary 16-bit C-MOS processor discussed along with a number of new machines at last month's International Solid State Circuits Conference [*Electronics*, March 10, p. 39]. Toshiba gives the time for a 16-bit multiplication as 1.6 μ s.

The Toshiba part uses relatively relaxed 3.5- μ m design rules, since it will be turned out in far greater numbers than Rockwell's avionics gear. Hardware is a major contributor to the speed of the Japanese processor: it uses both a parallel multiplier and a barrel shifter.

Even a multiplier alone can give a significant speedup. National Semiconductor Corp.'s n-channel MOS 16-bit 16000 uses one for 5- and 8- μ s speeds for the 16- and 32-bit multiplications, respectively.

In the Rockwell AAMP, operations are speeded along by an on-chip register file that serves as a cache for the most often used stack locations from external memory. The stack-intensive architecture causes the processor to operate only on values that are on the top of the last-in, first-out accumulator-stack.

The processor maintains an internal top-of-stack pointer, along with pointers to the code and local data pointers that are held in main memory. Hence, everything necessary for



Stacked up. Process stacks in Rockwell's 16-bit C-MOS-on-sapphire processor intended for avionics applications can build frames for new operations on top of existing ones.

an operation—stack values, local data, and code—are grouped together in the active stack frame.

When a new task is called from the current one, a new stack frame is built above the existing one, enabling easy handling of multitasking. In addition, a special executive process stack schedules interrupt service on the chip.

The Λ AMP will address 16 megabytes of memory with its 24-bit addressing and dissipates only 0.4 watt from its 5-volt power supply. Rockwell is just seeing first silicon and expects to produce samples, packaged in a 64-pin leadless chip carrier, in the second half of the year. A paper on the Λ AMP will be given at Naecon '81, the National Aerospace and Electronics Conference, to be held in Dayton, Ohio, May 19-21.

-R. C. J.

Software

Op systems suppliers turn to applications

Acting largely in self-defense, a number of major companies that sell operating systems to the manufacturers of computer-based products are promoting the efforts of third-party vendors that write applications software. They predict they will gain a competitive edge in their operating systems sales by alleviating the applications software bottlenecks in systems development.

Among these companies is Digital Research, originator of the popular CP/M operating system, which boasts more than 200,000 installations to date. It has started a concentrated effort to aid the applications houses in developing reliable and compatible programs, kicking it off early this month with the first of a series of intensive seminars near its Monterey, Calif., operation.

"The crisis in the commercial software market can only be solved by third-party vendors," says Digital Research president Gary Kildall. "In fact, we have found that the large OEMs have virtually given up writing

Making a high-level choice

An important preliminary step for Digital Research in its effort to support third-party vendors was selecting a high-level programming language. "We started out with Pascal but soon concluded that large modular commercial programs could not be written in the standard version, and we felt we had to have an international standard," president Gary Kildall explains.

The company settled on the ANSI standard subset G of PL/1, which Kildall feels is "the perfect commercial programming language because it supports structured programming and separate compilation of modules and, to top it off, can also be run on Data General, Prime, Wang, and now even Digital Equipment Corp. computers."

Digital Research now considers itself an alternative source for PL/1G. "Choosing PL/1 also gives our software OEMs [the third-party vendors] a larger market base, since they can sell to microcomputer and minicomputer users and perhaps even IBM mainframe users," Kildall remarks.

Seminar attendees seemed to agree with his assessment of the programming language. "PL/1 offers a graceful migration path, since I can embed the code I already have in my new expanded PL/1 programs and thus don't waste any past effort," says one applications specialist.

-R. C. J.

all their own applications software. It extends their product development time so much that they just can't compete."

Thus the third-party vendors fill a consultant's role, bringing their expertise to bear on a particular project. But their expertise is partly a function of their familiarity with the operating system to be used, and so companies like Digital Research, Microsoft, and SofTech Microsystems are planning to ensure that familiarity exists.

Others' routes. Microsoft, developer of the Xenix operating system, is taking a middle path in support of original-equipment manufacturers of microprocessor-based systems. The \$7.5 million Bellevue, Wash., operation is actively supporting third-party vendors with technical assistance but will not compete with them in the end-user applications market. Instead it is concentrating on producing software development tools and system-level utilities, like database managers, that will make the third-party software vendor's task much more manageable.

SofTech, on the other hand, is going all the way in actively seeking third-party applications packages to license and promote. In fact, C. A. "Al" Irvine, vice president and director of engineering, says one of the driving forces behind the San Diego company's choice of UCSD

Pascal for its operating system was to build up the current 70,000-installation customer base to which applications packages could be sold.

Digital Research gave attendees at its early-March seminar a comprehensive look at using the PL/1 programming language (see "Making a high-level choice"), but the company plans other forms of aid for the third-party vendors as well. It is helping set up an independent company to test and approve the potential applications programs so that users will have confidence in the vendor's offerings.

It also will oversee the printing of consistent-looking documentation from the different vendors. Moreover, it will prepare an applications software catalog for buyers of its operating systems.

More. Another important step for Digital Research is to expand the machines it supports with PL/1 subset G. Next in line are the VAX-11/750 and /780 and the forthcoming microcomputer version of this powerful Digital Equipment Corp. minicomputer line and then either Intel's iAPX-432 or Motorola's 68000. The company also will release Z8000 and 8086 versions of PL/1, the latter offering utilizing the 8087 arithmetic coprocessor.

For the long-term solution to the programmer crunch, Kildall sees "automatic program generation as

the way things will definitely go. In fact, we have one customer now who has a graphics-terminal-drawn flow-chart-to-PL/1 program generator that they use in house." -R. C. J.

Speech recognition

Multiboard systems shrink to chip sets

Speech recognition can now be added to the technologies seeing a dramatic price reduction as they shrink from multiboard to single-board systems. Interstate Electronics Corp. is introducing two chip sets, as well as a single-chip limited-vocabulary implementation, and following shortly will be Threshold Technology's Auricle Inc. subsidiary.

Both companies are starting with board-level systems and paring away at the chip counts. Thus Interstate Electronics has reduced its 100-word \$2,000 voice recognition module to a 10-chip system priced at under \$500. Its other set comprises six chips and recognizes 25 words.

In both sets, the company supplies two key chips, and the other integrated circuits are off-the-shelf products that the original-equipment manufacturer buys. The Anaheim, Calif., subsidiary of ATO Inc. expects one of its major markets will be computer and terminal makers, where speech recognition systems could replace special-function keys.

Characteristics. Like the board-level system, the equivalent 100-word chip set will recognize words with 99% accuracy—the 25-word set is to have a 95% accuracy level. Both chip sets will be speaker-dependent with a vocabulary in random-access memory determined by the user—characteristics identical to those of the board system.

For the 100-word VRC 21 set, the company developed a switched-capacitor IC that replaces 200 discrete chips. It performs front-end processing, acting as a bandpass filter to reduce speech to its frequency and amplitude characteristics.

Interstate Electronics' other con-

tribution to the chip set is a read-only memory containing the algorithm that performs spectrum analysis and pattern recognition. The algorithm requires less than 4-K bytes of memory, and the ROM is the same as in the board-level system.

A 6802 8-bit microprocessor controls the system, and the vocabulary is stored in two 8-K static RAMs, replacing eight 4-K RAMs. The remaining components are a quad amplifier and interfacing ICs.

Interstate Electronics will sell its two chips for \$120 in quantities of 1,000, and the total component cost will be about \$150, says Edward F. O'Neil, voice products marketing manager. The final system, as completed by the OEM, will cost under \$500, he says.

Another plan. The plan at Auricle is to offer systems to the OEM. The Cupertino, Calif., company is following much the same philosophy as Interstate Electronics in reducing chip count, but its single-board system (to be introduced by year's end) will be speaker-independent and recognize 40 words, expandable to 128, with 99% accuracy.

Interstate Electronic's 25-word system, the VRC 11, uses a filter IC and a 8-bit microcomputer that holds the algorithm in its on-chip ROM. Both cost \$80 in quantities of 1,000. The OEM adds a 1-K-by-8-bit RAM, a quad amp, and two interfacing ICs.

The single chip, the VRC 01, is aimed at toys primarily and will cost \$10.50 in 25,000-unit quantities. The VRC 01 is a microcomputer, with the vocabulary programmed by Interstate, and works with a quad amp and an interface IC.

The company is not ready to release other details, but it does say that the accuracy level is 85%. It is considering a 6805 or similar microcomputer for this implementation and for the 25-word chip set.

Interstate has set a July delivery date for all three products, which will be manufactured by custom houses. Though it is clearly ahead with its announced plans, the cutting edge is chip design and technology, in which it has no track record.

O'Neil thinks price drops will expand speech recognition applications vastly, with half of the smart-terminal production in two years including recognition capabilities. However, Texas Instruments Inc., a potential major competitor, does not expect the market for speech products, including synthesis chips, to take off until 1985.

But by 1990, the Dallas firm foresees speech recognition absorbing about half the \$3 billion annual sales it predicts for voice products. TI is following its pioneer synthesis work with ongoing development in recognition, but it will not comment on its status at this time. -Terry Costlow

Peripheral equipment

Computer, video disk link to form system

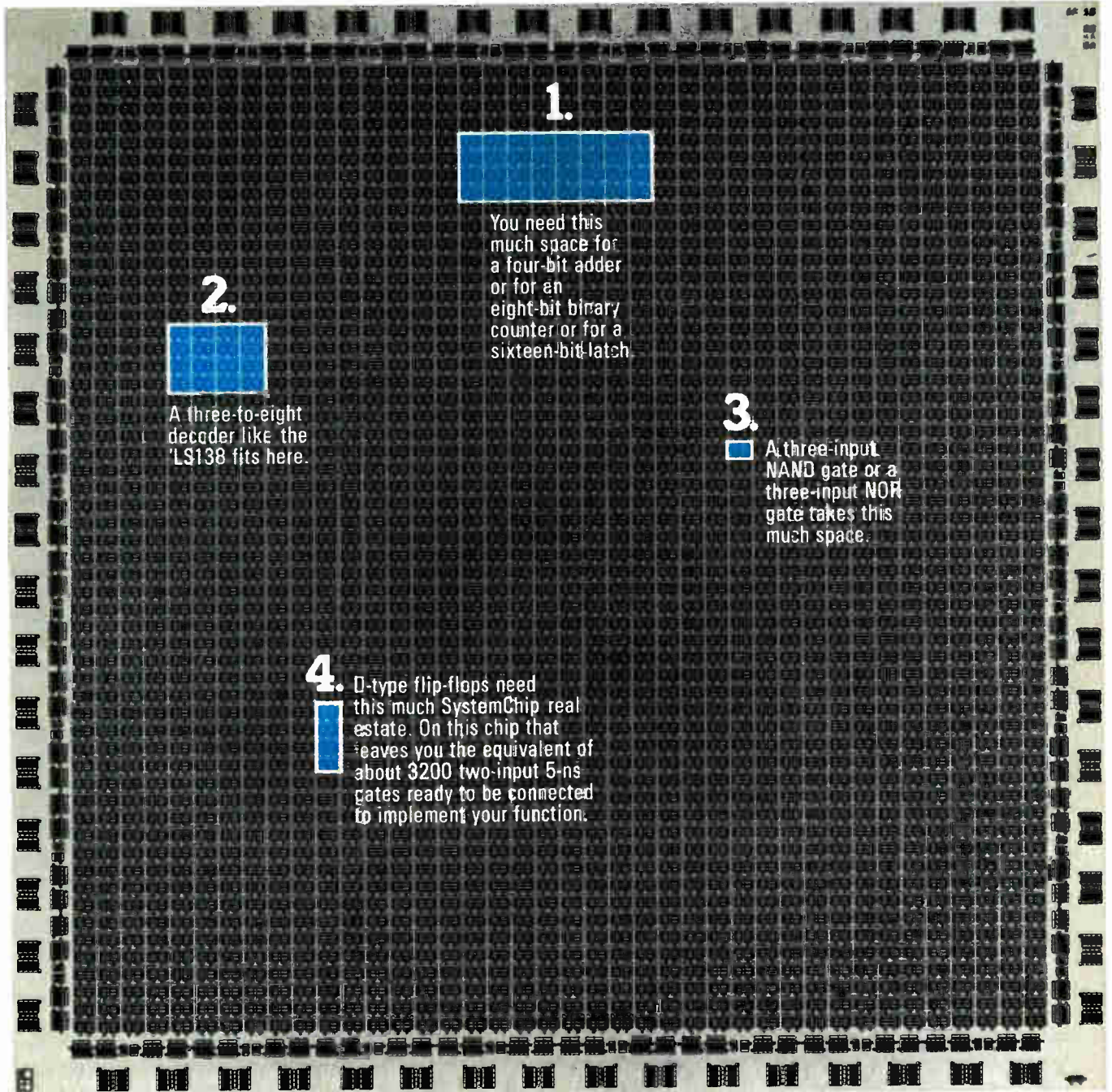
A number of companies around the world are looking forward to the day when laser video disk players will serve both as storage peripherals for computers and as an entertainment medium. Prominent among them is Discovision Associates, which is about to introduce two laser-disk-to-computer interface units that promise to make such links widely accessible.

The two Universal External Interfaces are simple black boxes like the one atop the Apple II in the photograph on page 44. They put the player's video disk under control of the computer, giving the operator direct access to any of the 54,000 video frames stored on either side.

Two types. Designed and to be built by SSM Microcomputer Products Inc. of San Jose, Calif., the interfaces meet either the RS-232-C or IEEE-488 bus standard. Discovision, a Costa Mesa, Calif., joint venture of IBM Corp. and MCA Inc., anticipates that the link will typically be between a small-business system or personal computer and the new version of its industrial laser disk player intended for such applications.

Initially, the disk's video-channel

The SystemChip™ Gate Array



1.

You need this much space for a four-bit adder or for an eight-bit binary counter or for a sixteen-bit latch.

2.

A three-to-eight decoder like the 'LS138 fits here.

3.

A three-input NAND gate or a three-input NOR gate takes this much space.

4.

D-type flip-flops need this much SystemChip real estate. On this chip that leaves you the equivalent of about 3200 two-input 5-ns gates ready to be connected to implement your function.

Unretouched photo of the new G82240 gate array before metalization.

Nearly anything digital you can do on an LSTTL board we can do on our big gate array SystemChips. For your smaller boards, we've got dozens of smaller CMOS chips too, each with proven reliability. If you want to leapfrog your competition, send us your logic diagram for a quick confidential quotation.

**INTERNATIONAL
MICROCIRCUITS
INCORPORATED**

Gate Array Leadership

3350 Scott Blvd., Santa Clara, CA 95051
Tel: (408)727-2280, TWX: 910-338-2032



Tie-in. Discovision Associates will offer a system, with either an RS-232 or IEEE-488 link, that puts a laser video disk player under computer control, making the player a storage peripheral.

data will down-load into the computer's random-access memory. That will require another module, which a source at SSM Microcomputer describes as "not a difficult task." However, the disk's two audio channels can load into the RAM, most likely with control information.

Typical applications will be instructional in nature, either directly for training or education or for running through work procedures as in a point-of-sale terminal. To facilitate such uses, Discovision has added two-way digital communications and more commands to the player.

The user can seek out a specific frame of information with the computer, and the computer can follow various branches of data on the disk, depending on the user's answers to queries posed on the TV screen. The new commands include one that turns individual audio channels on and off and one for overlaying a digital display on the video frame.

The company is not alone in its interest in the laser disk player as a data bank. Thomson-CSF in France has already introduced a 488-type link for its industrial player; but Discovision anticipates that such control applications will be less important than the data-transfer uses possible with an RS-232 link.

Japanese companies appear to agree. Sony Corp., for example, discussed its RS-232 link to a laser-

based player at a recent meeting of the National Association of Broadcasters and has already demonstrated its prototype of a player to potential key customers in the U.S. Its introduction is expected at this summer's Consumer Electronics Show in Chicago, as is a similar announcement from the Victor Co. of Japan (JVC).

Bit storage. Such systems are likely to store analog video frames, as does the Discovision setup, and the 54,000 frames on each side of a disk correspond to about 350 megabytes of storage. However, the full potential lies in digital storage.

With digital storage and a 4.8-megahertz bandwidth, each disk could theoretically store 50 gigabytes, SSM Microcomputer engineers calculate. Discovision's new player, the PR-7820-2, has an average access time of about 1.2 seconds and a maximum of 3 s. Hard disks and floppy disks are much faster, at 35 milliseconds and 250 to 350 ms.

However, by the time that disk players are developed to the point where they can store gigabytes of data, the servomechanisms guiding the read head will be closer in performance to those of the disk drives. Laser storage will offer a big capacity advantage—hard disks can store from 5 megabytes to 2 gigabytes and floppy disks store about a megabyte—but, for now, laser video disks

are a read-only storage medium.

When the competition with magnetic media begins, cost will be a vital factor. At present, Discovision is planning to sell the PR-7820-R for \$2,000 in quantity and the interface for \$225.

-Martin Marshall

Terminal generates Chinese characters

Attacking the fiendishly complex task of generating Asian print characters on a computer system, a fledgling U.S. company has developed a setup it says can generate 40,000 Chinese characters with only 64-k bytes of semiconductor memory. Also, Global Integration Technologies Inc.'s technique can be implemented with a keyboard format much like a typical terminal's.

The Fairfield, Iowa, firm says its approach will make possible significantly lower-cost Asian character systems than those on the market today, which generally require vast amounts of off-line disk storage to generate typically no more than 2,000 to 6,000 characters. Many existing systems use unwieldy non-standard keyboards or pen-touch tablets, and those that do have typewriterlike keyboards do not have the potential for a multilingual capability that will mix Chinese, Japanese, and Korean characters—as does the Global Integration approach.

Back to basics. The technique's key element is a set of 38 essential structures in the Chinese characters, identified by company president Douglass White, a Chinese language scholar. These building blocks are actually a subset of the 214 radicals used in some Asian dictionaries for character classification, and they differ from the language primitives used in any other approach.

Whereas existing Chinese language systems generally rely upon storage of entire characters, thereby eating up vast amounts of memory, the new system simply stores the 38 basic components plus a set of intermediate structures, which are used to build up the characters. Data-



STD-BUS BOARDS

Announcing
a major price
reduction.

MOSTEK®


Mostek, the world's largest manufacturer of STD-Z80 BUS microcomputer boards, is cutting board prices by an average of 30%. How can we do it? High volume. Automated equipment. Advanced manufacturing techniques.

Our price reduction is evidence that STD-Z80 BUS microcomputer boards are following traditional VLSI learning curve trends. And now, more than ever, these system level components are the cost-effective edge. For prototyping. For new designs. For redesigns. For volume applications.

STD-Z80 BUS microcomputer boards give you faster turnaround. More flexibility. More options. More effective use of an engineer's time. And now a price reduction that puts all other systems, and all other design options, in the same category: *over-priced*.

Send for our new price list. Call or write Mostek Micro Systems, 1215 West Crosby Road, Carrollton, Texas 75006. Phone (214) 323-1829. In Europe, contact Mostek Brussels, phone 762.18.80.

**STD-BUS
BOARD PRICES
REDUCED BY 30%**



We build these components into all our switchers so you don't have to add them on.

And when schedules and budgets are tight, that means real savings for you.

The Acme Power House lines of AC to DC — and DC to DC — modular switchers are the complete power supplies you need for system applications, such as data processing, telecommunications and control equipment, interface and add-on/peripheral devices.

Here are just some of the standard features we build into Power House switchers, so you don't have to add them on: Conformance to all EMI suppression requirements of FCC Part 15, Class A; VDE 0871, Class A; MIL-STD-461A Adjustable overvoltage and overcurrent protection Load monitor signal Overvoltage trip signal Re-

mote sense Total enclosure protective covers Acceptance of world-wide inputs UL component recognition

With 150 different models, ranging from 25 to 1200 watts, Power House is sure to have the right voltage, right current for your needs.

Besides, we provide the industry's best engineering support and application assistance, plus off-the-shelf *immediate* availability.

Call or write today for Acme's free 64-page Power Supply Handbook and Catalog that provides you with detailed specifications, application notes, measurement hints and techniques, and a problem-solving guide.



Acme Electric Corporation

Cuba, NY 14727, Phone (716) 968-2400, TWX 510-245-2700, TELEX 91-6451

Represented in Canada by Avotronics, Ltd., Toronto: (416) 493-9711, Ottawa: (613) 236-2125



Asian characters. Prototype terminal uses a keyboard format, derived from computer practice, representing basic building blocks that combine into Asian print characters.

compression techniques also help reduce memory requirements.

An operator using the Global Integration system bases the initial keystroke in a character word on what he sees when looking at a particular portion of the character. He then looks at other portions and follows five basic rules to determine the successive keystrokes.

An average of 3.2 keystrokes is required per character. Because the input conforms to natural thought processes associated with Chinese-character handwriting, the system can be quickly learned for touch typing at speeds up to 70 characters a minute, White says.

Language-free. Since the operator is looking at character shapes, the technique is language-independent, as are the various corner-encoding approaches in which the operator keys in numeric or alphabetic codes assigned to the corners of the characters. But corner encoding suffers from ambiguity, since more than one character shares similar corner shapes, a problem that White says his approach overcomes.

Ambiguity also can occur in techniques that rely upon phonetic approaches in which syllabary characters are keyed in for conversion to Chinese characters. The problem is

that, in Asian languages, more than one word can have the same pronunciation. Also, this method depends on knowing the language.

Fujitsu has a syllabary system that gives the user a key to push in order to run through all the words of the same pronunciation. The company says a trained operator can reach a speed of about 60 characters/min. Toshiba has gone a step further with a system that allows the user to type in phrases, and a computer program then helps select the characters based on the context.

System plans. The prototype terminal in the photograph, demonstrated last November at the U. S. National Economic and Trade Exhibition in Beijing (Peking), uses a 6502 8-bit microprocessor with 4-K bytes of scratchpad random-access memory and 60-K bytes of erasable programmable read-only memory. The company is developing the code to add some 8,000 Japanese-only characters and about 1,870 Korean-only characters, which would lift the system's ROM requirement to 85-K bytes, says David Clark, the company's software development director.

One official from a prominent U. S. terminal and minicomputer maker says he was "quite impressed" with the system he saw in Beijing. He cited the low memory requirement, the keyboard format, and the multilanguage capabilities.


The system does hit a new low in memory requirements, says another Beijing showgoer, Judy Poon, an electrical engineer and president of CPTS-USA, a San Francisco company that publishes a computer journal geared to end users in China. Poon notes, however, that the system does need refinement in the characters' appearance.

Company officials concede that constraints of a 21-by-21-dot matrix and a low memory requirement do mean sharply angular characters. For more refinement, the system could be connected to a mass character storage medium and a high resolution printer, White says.

The company is not ready to specify a likely price tag for a production system. But vice president Alex G.

programmable microvolts dc calibrator

EDC model 501 Series J



IEEE 488 (GP/IB) or
Parallel/Serial

Outputs:
±0.1µV to ±1000 Vdc
±10nA to 10 Amps dc

Resolution (1ppm)
24 Bits (BCD) or
20 Bits (Binary)

Prices* start at
\$1995

Output specifications

Range: 10µV to 10 Vdc
Accuracy: ±0.005%
Speed: 50µS
Isolation:
10¹¹Ω, 130pf, 500 Vdc
Stability: ±0.0005%

Optional functions

100 mV Range: 0.1µV to 100 mVdc
200 V Range: 10µV to 200 Vdc
1000 V Range: 10µV to 1000 Vdc
100 mA Range: 10µA to 100 mA
10 Amp Range: 10µA to
10 Amps dc

Programming options

BCD or Binary, Parallel or Serial entry,
ASC II Code, IEEE 488 (GP/IB)

*U.S. Basic Price. Options, Accessories
and Auxiliary Instruments additional.

Call Bob Ross for additional information.

SEE EEM PGS 2724-26
GOLD BOOK PGS 280-62



ELECTRONIC
DEVELOPMENT
CORPORATION

11 Hamlin St., Boston, MA 02127, Tel: (617) 268-9596
TLX: 951596 (ELECDEVCO); Cable Addr: "ELECDEVCO"

Green does say it could come in significantly lower than the \$5,500 price of some Asian-character small computer systems.—Wesley R. Iversen

Speech synthesis

Low data rate yields lifelike voice

High-quality speech at low bit rates is the talking point of a new voice-output system called LISA, for logically integrated speech annunciator. Designed for original-equipment manufacturers who want to add speech synthesis to low-volume computer-based products, it processes speech data from a host computer at rates of up to 4,800 bits a second and can store a virtually unlimited vocabulary in the computer's main memory.

The manufacturer, Centigram Corp. of Sunnyvale, Calif., uses a proprietary speech-encoding and data-compression technique to produce the highly intelligible speech at the low bit rate. The technique also lends itself to a real-time vocabulary development service, costing the OEM only \$25 a word.

In use. In a typical application, a host computer program contains the digitized sentences. The computer downloads the sentence or sentences needed at a specific moment into LISA's random-access memory, which can store one minute of speech. The synthesizer has an internal speaker, but it can be hooked up to an external speaker or to a telephone line. Its output is almost indistinguishable from a voice recorded on an analog tape recorder.

Centigram says the low-cost vocabulary development will be important: its \$25 cost contrasts with the \$200 to \$500 per word that semiconductor makers charge for developing the vocabulary for their chip-level speech products. "That discourages OEMs from using a large vocabulary and becomes a significant portion of the overall cost of incorporating voice output, especially when low volumes are planned," says Gerard

News briefs

Stanford gathers in \$7.5 million for IC research center

Stanford University has received \$7.5 million in gifts and pledges for its new center for integrated systems from 10 high-technology electronics companies: IBM, Hewlett-Packard, Texas Instruments, Tektronix, Xerox, GE, Honeywell, Fairchild Camera & Instrument, TRW, and Northrop. The center's goals are to increase dramatically the complexity of silicon integrated circuits, to design the software needed to program and use these ICs, and to turn out each year 100 master's degree holders and 30 doctoral degree holders able to design radically new communications and computational systems using such ICs [*Electronics*, Feb. 28, p. 33]. The initial funds will be used to construct the first phase of the center's laboratories and to provide lab facilities for early development of computer-aided design and systems support.

EDS buys business-systems manufacturer

Electronic Data Systems Corp., the Dallas specialist in data-processing services for government and industry headed by H. Ross Perot, is moving into the computer manufacturing business. It is buying Centurion Computer Corp., which was founded in 1970 as the Warrex Consultant Service and later called Warrex Computer Corp. Centurion will continue to concentrate on sales of its small-business systems, but it will also provide Electronic Data Systems with an in-house source of minicomputers. No purchase price in the transaction was disclosed.

Tiny burglar alarm uses piezoelectric technology

A low-cost, matchbox-sized intrusion alarm looking for a manufacturer uses neither battery power nor wires to trip up burglars. Instead, it contains a piezoelectric material that detects any movement of a door or window to which it is attached. When triggered, the alarm emits a radio-frequency signal to a range of about 200 feet, activating sirens, lights, or police-calling systems. The detector also is virtually immune to jamming or accidental triggering, says its developer, Bolt Beranek & Newman Inc. The Cambridge, Mass., research and consulting firm will seek an outside licensing agreement for commercial development of the alarm, which it estimates will list for between \$10 and \$20.

AVX plans to up Japanese ceramic capacitor production

AVX Corp. of Great Neck, N. Y., is expanding its Japanese manufacturing operation. The Tokyo-based AVX KK subsidiary began assembly operations only last October, but it is ready to begin construction by July of a new 50,000-square-foot facility, at a cost near \$10 million. AVX hopes to bring its share of the Japanese market, now at 1%, closer to the 16% it holds of the European market; it claims a 33% share of the U. S. market. The 1980 worldwide total consumption of \$500 million is expected to grow to \$1.2 billion in 1983.

Currie, president of the Sunnyvale, Calif. company.

Behind LISA's low cost and high intelligibility is Centigram's data-conversion process, called parametric waveform coding. It combines the advantages of two other popular digital speech technologies: linear predictive coding [*Electronics*, Aug. 31, 1978, p. 109] and waveform digitization [*Electronics*, April 10, 1980, p. 113].

Like linear predictive coding, PWC

has a moderate data rate, using a minimum of memory for word storage. But unlike LPC, it does not lose the tonal qualities of the speech because it retains the phase relationships of the spectral elements, or frequency components.

The speech quality is comparable to that of waveform digitization, which also reconstructs the amplitude waveform of the voice signal, rather than just the frequency components. However, waveform digiti-

NATIONAL ANTHEM[®]

SEMICONDUCTOR NEWS FROM THE PRACTICAL WIZARDS OF SILICON VALLEY.

National's 74C900 Series. The fusion of innovation and practicality.

SINGLE-CHIP CMOS SOLUTIONS FOR MULTIFUNCTIONAL DESIGNS.

Series/80 BLCs
save time
and money

A dependable
ROM supplier

Two new
precision
references

Taking the RAM
market head on

Fully armed
for data
acquisition

Practical octal
peripheral drivers

The 8050
breakthrough

INS8073 μ P
executes
Tiny BASIC

8070 ISE[™]
speeds program
development

Two new
adjustable
voltage
regulators

Free literature
from the National
Archives

CMOS

Digitalker COPS Data Acquisition Logic Transistors Hybrids Linear Interface Bubble Memory
RAMs/ROMs/PROMs Transducers Displays Custom Circuits Optoelectronics
Memory Boards Microprocessors Development Systems Microcomputers Modules

The CMOS logic population explosion.

National's commitment to CMOS has made them the fastest growing supplier in the industry.

National first introduced the 74C Family back in 1972. And since that time, the Practical Wizards have been steadily reinforcing their commitment to these and other high quality, low power CMOS logic components, including the CD4000 Family. Simply because they have consistently proven themselves in the marketplace.

As a result, National is the fastest growing CMOS logic supplier in the business.

The advanced 74C900 Series.

Much of the growing 74C Family's success is due to the approach National took in developing the line. In addition to offering pin-for-pin, function-for-function CMOS replacements for the most popular 7400 Series logic components, the Practical Wizards went one step further.

The expanding 74C900 Series offers carefully selected useful functions in powerful single-chip form. Including the National-designed industry standard A/Ds (ADC0808, ADC0816).

The sheer practicality of this approach shows up in the ease with which the 74C900 parts are designed in. They offer all the benefits of CMOS – most notably the ultra-low power consumption – while minimizing parts count and system costs.

And the microprocessor compatibility of many of the 74C devices stretches their versatility that much further, as in the case of National's TRI-STATE® octal buffers (MM74C240/244/941), octal latches (MM74C373) and octal D flip-flops (MM74C374).

The functionally complex CMOS 74C900 Series was designed to provide high performance single-chip CMOS building blocks for the full range of battery operated and battery back-up applications. The series includes such devices as:



A/D converters.

- ADC0808/09 (MM74C949/49-1): μ P-compatible 8-bit A/Ds with 8-channel input analog mux.
- ADC0816/17 (MM74C948/48-1): μ P-compatible 8-bit A/Ds with 16-channel input analog mux.
- ADC3511/3711 (MM74C937/38): 3½-digit and 3¾-digit μ P-compatible A/Ds.
- MM74C905: 12-bit successive approximation register.

DVMs.

- ADD3501/3701 (MM74C935/36): 3½-digit and 3¾-digit DVMs with multiplexed 7-segment LED drives.

LED display controllers.

- MM74C911/12/17: 4-digit and 6-digit μ P-compatible LED display controllers.
- MM74C956: Alphanumeric LED display controller (samples available soon from any NSC sales office).

Keyboard encoders.

- MM74C922/23: 16-key and 20-key keyboard encoders.

LED/LCD direct drive counters.

- MM74C925/26/927/28: 4-decade counters with multiplexed 7-segment LED drivers.
- MM74C945/46/47: 4-decade up/down counters with direct drive 7-segment LCD drivers (samples available soon).

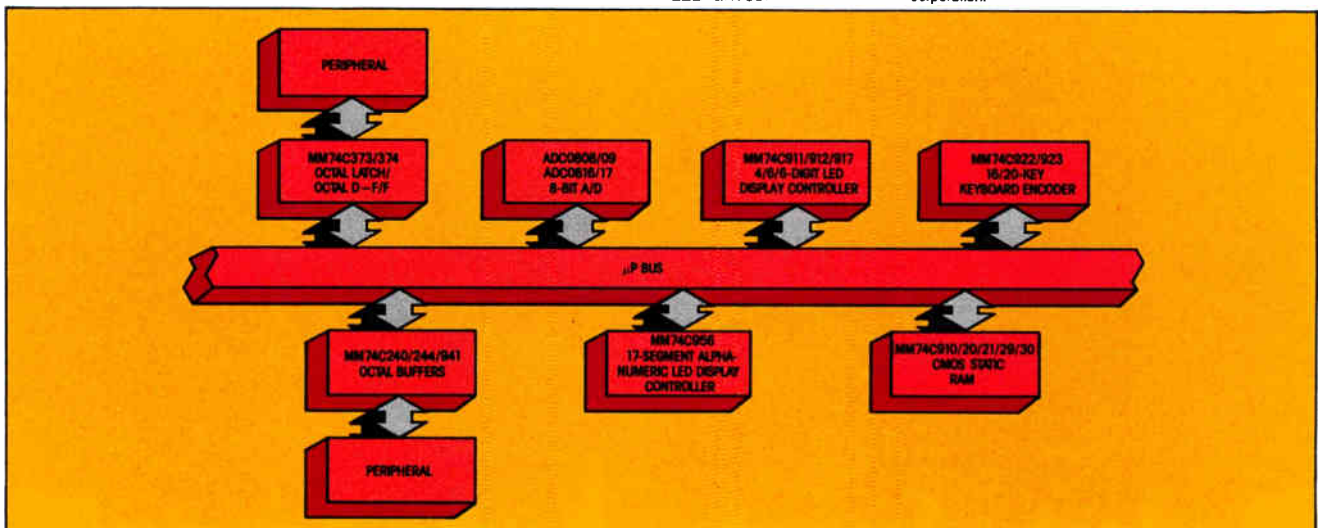
Memories.

- MM74C910: 256-bit static RAM.
- MM74C920/21: 1024-bit (256 x 4) static silicon-gate RAM.
- MM74C929/30: 1024-bit (1024 x 1) static silicon-gate RAM.

A commitment to innovation and practicality. National has been advancing CMOS products and technology for a long time. It represents a commitment to combining innovation and practicality that keeps on getting stronger as time goes by. They can already fill your CMOS needs for microprocessors, linear, Mil/Aero, MOS/LSI and additional memories.

To get the details on all of National's CMOS logic devices, check box number O61 on this issue's coupon.

TRI-STATE is a registered trademark of National Semiconductor Corporation.



Fully armed for Mil/Aero data acquisition.

National's product breadth, performance and volume production add up to shorter lead times and lower system costs.

National Semiconductor is the broadest based Mil/Aero data acquisition supplier. No longer must design engineers fight with intermittent supply lines and long lead times for high performance parts. The big guns have arrived.

It's all part of a double-barrelled commitment to serve the total system needs of Mil/Aero DEs, the men and women who've been struggling to find a company that can equip them with everything they need for hi-rel data acquisition systems.

Adding capacity cuts costs. National brought two major resources to bear in their efforts: the broadest product line in the industry and sheer brute force.

Specifically, they've substantially increased their hi-rel production capacity and are strategically stockpiling inventories of components, every one totally compliant with MIL-STD-883 Class B processing.


So not only can National offer the full range of high performance data acquisition parts, they do it with shorter lead times and more attractive prices.

System knowledge: the brains behind the brawn. The third major resource that National has to offer is a complete understanding of data acquisition and process control systems and environments.

And they use every bit of this knowledge in designing the most practical and cost-effective components available.

More Mil/Aero DEs are turning to the Practical Wizards than ever before. Because they know that National is fully armed for


data acquisition.

For more information on their hi-rel data acquisition arsenal, check box number 062 on the National Archives coupon. 

BIFET is a trademark of National Semiconductor Corporation.

A SAMPLING OF THE NATIONAL ARSENAL

PART NUMBER	DESCRIPTION
LF198H/883	This monolithic sample and hold circuit used BIFET™ technology for very high DC accuracy (0.002%) and fast acquisition time (<10μs).
ADC0808CJ/883, ADC0816CJ/883	These low-cost 8-bit A/D converters offer high accuracy ($\pm \frac{1}{2}$ LSB max), low power (3mA max), a fast 100 μs, a fast conversion time and easy μP interfacing.
ADC1210HD/883	CMOS 12-bit A/D converter combining low power (210 mW max) with a 26μs conversion time.
LM131AH/883	This precision voltage-to-frequency converter combines low cost, guaranteed linearity (0.01% max) and excellent temperature stability (± 50 ppm/°C max).
DAC1285HD/883	A completely self-contained 12-bit accurate DAC with voltage out and reference.
LH0038D/883	A precision 12-bit accurate instrumentation amp with 100μV max offset voltage, 0.25μV/°C max offset drift and ultra-low input noise of 0.2μV p-p.
LH0091D/883	This low-cost true rms-to-DC converter features reading accuracies of 0.05% (trimmed) and 0.5% (untrimmed).
LM135H/883	This hi-rel linear IC temperature sensor offers low impedance and linear output to make interfacing to a readout or control circuitry especially easy.
LM199H/883	A precision temperature stabilized monolithic zener with temperature coefficients (.5ppm max) factor of ten better than high quality reference zeners.



How to turn a μP bus into high current, high voltage peripheral drivers.

The new DP8310/11 octal peripheral drivers make interfacing easy.

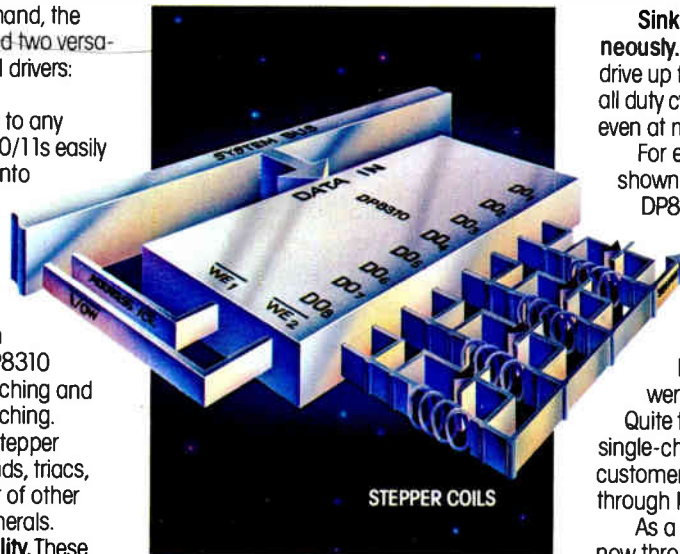
In response to popular demand, the Practical Wizards have produced two versatile new octal latched peripheral drivers: the DP8310 and DP8311.

Since they interface directly to any microprocessor bus, the DP8310/11s easily and economically turn the bus into high current, high voltage peripheral drivers.

Both devices latch eight bits of data with open collector outputs, each output driving up to 100mA DC with an operating range of 30V. The DP8310 is designed for positive edge latching and the DP8311 for fall through latching.

So they're ideal for driving stepper motors, fiber optic LEDs, solenoids, triacs, relays, displays and any number of other high current, high voltage peripherals.

Maximum design-in flexibility. These unique logic interface circuits provide truly maximized design-in flexibility. In addition to the open collector outputs, the DP8310/11s operate from a single 5V supply with $\pm 10\%$ tolerance.



They also feature internal "glitch free" power-up clear to enhance the integrity and safety of the application design.

Sink 100mA in all outputs simultaneously. And even though each device can drive up to 8 peripherals simultaneously, all duty cycle considerations are eliminated – even at maximum ratings.

For example, consider the application shown to the right. Here, a single 20-pin DP8310 with parallel outputs is providing 200mA drive for a four-phase bifilar stepper motor.

Practical Wizardry means listening, too. These unique ICs were not born of "ivory tower" R&D. Quite the contrary, the demand for these single-chip functions came directly from customer design engineers and relayed through National's FAEs.

As a result, both are available right now through your local NSC sales office or distributor.

The DP8310/11. Because Practical Wizardry means listening, too.

For free data sheets, check box number 063 on this issue's National Archives coupon.

The 8050 breakthrough.

The new pin-compatible apex of the INS8048 Series carries a full 256 bytes RAM and 4K ROM for the most intelligent single-chip solution to 8048 applications.

National Semiconductor announces the largest step forward in microprocessor technology since the 8048.

Their new INS8050, with a full 256 x 8 RAM and 4K x 8 ROM, is the industry's first single-chip solution for more complex 8048 applications.

XMOS™ makes it all possible. National's new INS8050s are pin-for-pin architecturally and software compatible with their entire line of 8048 Series μP s. This includes 27 I/O lines (expandable with the INS8243), an 8-bit timer/counter, binary and BCD arithmetic, the same 96 instructions and a built-in clock oscillator.

As a direct replacement for 8048s and 8049s, the 8050 provides a degree of convenient upward flexibility that until now was simply unavailable.

And because of their leading edge XMOS technology, the 8050s consume over 50% less power in full operation (max 75mA at 5V) and 12 to 35 times less power in standby mode (8.5mA) than do competitive 8048 series devices.

More speed, intelligence and versatility. National's INS8050 is currently available in a fast 6MHz version with a cycle time of 2.5 μ sec. An 11MHz version (1.36 μ sec cycle time) will be available very soon.

So an 8050-based design is not only more intelligent and versatile, it's faster too.

Available now at competitive prices. But the 8050 is only one of several microcomputer devices already in production at National – all of which may be programmed using their STARPLEX™ development system with ISE™ (In-System Emulation).

For prototyping or low volume usage, they also offer a ROMless version of the 8050 called the INS8040. And both are available right now at very competitive prices.

The INS8050 breakthrough. Just another reason why they're called the Practical Wizards of Silicon Valley.

Check boxes 029 and 037 on this issue's National Archives coupon for additional literature.

XMOS, STARPLEX and ISE are trademarks of National Semiconductor Corporation.

8050 emulation made simple.

National's STARPLEX development system with real-time ISE (In-System Emulation) is the time-saving solution for 8050 software and hardware development.

Made by the same people who designed the 8050, STARPLEX with ISE includes 32K bytes of real-time map memory, plus all the necessary logic for breakpoints, tracing and memory mapping.

The 8050 ISE can be used to emulate any 8048 series microprocessor. ISE support is also available for the 8070, 8080, 8085 and NSC800 μP s.

All told, STARPLEX is the easiest system for both hardware and software development of μP s, μC s, microcontrollers and programmable logic circuits.

For complete information on 8050 emulation, circle box 037 on the National Archives coupon.

STARPLEX. The fully developed development system.

Adjustable voltage regulators: two new cost/performance alternatives.

The LM317L and LM350 fill out the industry's broadest line of adjustable voltage regulators.

In 1976 National developed the first 3-terminal adjustable voltage regulator. And now they've further strengthened their lead in linear with the introduction of two new inexpensive versions of their time-proven adjustables.

The LM317L is a 100mA version of the well-known 1.5A LM317 now available in the low-cost TO-92 plastic package.

Similarly, the LM350 is the 3A positive adjustable regulator now in the popular TO-220 plastic package. So it extends the line of inexpensive plastic devices to 3 Amps.

Better performance, lower costs.

Three-terminal adjustable voltage regulators offer performance that's a factor of 10 better than fixed regulators. Line regulation, for example, is a low 0.01%/V and load regulation is 0.1%.


Another advantage of adjustable regulators is the standardization they bring to any design.

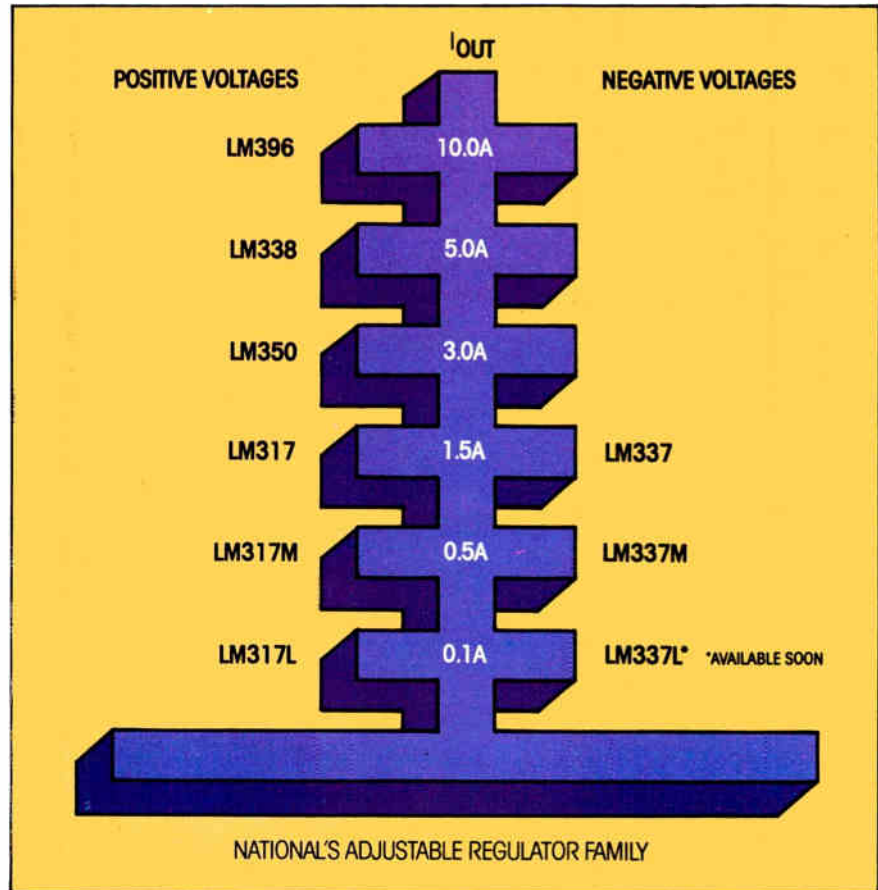
The output voltage is easily adjusted by two external resistors. This approach eliminates the expense and trouble of ordering and stocking many different fixed voltage regulators in low quantities.

On-chip protection circuitry. All of National's adjustable voltage regulators feature the same on-chip protection, including current limiting, thermal overload protection and safe area protection.

Additionally, thermal regulation, a new parameter guaranteed for both devices, gives the designer details on the effects of power dissipation caused by line and load changes on the regulator output.

For data sheets and other information on the LM317L and LM350, check

boxes 055, 056 and 060 on the National Archives coupon. 



Improved MAXI-ROM™ quality and reliability with E-beam mask tooling.

Over the last decade National has been building a solid reputation in the ROM business. A reputation based on a major corporate commitment to be the most reliable high-volume supplier of the most reliable MAXI-ROMs.


So far, the response has been tremendous. And it's largely because so few of their competitors are able or willing to commit the kind of engineering and manufacturing resources to ROM production that National has.

Take, for example, their electron beam masking process. This high-precision technique yields ROMs of the highest quality and reliability. E-beam mask tooling provides fewer mask defects, sharper circuit definition and better inter-mask alignment.

Another advantage of utilizing the advanced E-beam masking process is that it reduces the amount of time spent in the mask shop. As a result, National's high volume production capacity assures each customer of a steady supply of highly reliable ROMs.

Which only goes to prove that the Practical Wizards are busy setting new trends in ROM production. Trends toward National's continued leadership in MAXI-ROM quality and reliability.

Trends that can only stem from an all-out corporate commitment to be the best in the ROM business.

Check box number 044 on this issue's coupon for further information. 

MAXI-ROM is a trademark of National Semiconductor Corporation.

STARPLEX™ with ISE™ speeds 8070 product development.



STARPLEX with real-time 8070 ISE (In-System Emulation) is yet another complete development system offering from National.


The ISE module uses an 8070 target card that plugs directly into the microprocessor socket on the 8070-based prototype.

The cost-efficient target card approach allows three modes of operation: program development, single processor emulation and multiprocessor emulation.

So 8070 ISE can be used to emulate one or more 8070 Family μ P. ISE support is also available for National's 8048, 8080, 8085 and NSC800 microprocessor families.

Also, with ISE's in-line assembler and disassembler, programmers can modify object code and display it in assembly language without having to leave the debug and emulation environment. And without reassembling the entire source program.

For complete information on STARPLEX, ISE and the 8070 emulator package, circle box 037 on the National Archives coupon.

STARPLEX. The fully developed development system. 

STARPLEX and ISE are trademarks of National Semiconductor Corporation.

National carries the broadest line of cost-effective microcomputer boards.

Save time and money with over 85 Series/80 board level computer products from the Practical Wizards.

When it comes to selecting board level computer products, it never pays to gamble on boards that don't easily lend themselves to practical application.

This is precisely why National offers over 85 MULTIBUS™-compatible Series/80 products. Because the Practical Wizards believe that no product should have to be forced into an application.

And although many customers come to National for plug-compatible replacements for Intel™ SBC products, their Series/80 BLC line is hardly just a second source supply.

In fact, a full two-thirds of their Series/80 Family is made up of proprietary products, including CPUs, memories, analog and digital I/Os, peripheral controllers, rack-mounted systems, a full complement of card cages, power supplies, cables and other accessories.

And each one features high reliability, functionality of design, and the longest

warranty coverage in the business.

Setting a good example. The depth and breadth of the Series/80 product line can best be illustrated by examining just a few of its members.

The BLC-8222 Double Density Floppy Disc Controller can handle up to four dual- or single-sided drives (either standard or mini). It features CRC error checking with programmed re-try, user definable sector sizes and switch selectable base addresses that allow multiple controller systems.

The BLC-8737 Analog I/O board with 12-bit resolution makes each input and output channel appear to be a RAM address. On-board logic eliminates the need for the system CPU to drive the analog circuitry through its conversions. Its 16 single-ended (8 differential) input channels are easily expandable to twice that capacity.


The BLC-8715 Intelligent Analog I/O board was specifically designed for industrial

and process control systems. This new product offloads all of the analog data processing and many of the control functions normally performed by the host CPU.

And in doing so, the CPU may then devote more of its valuable resources to the rest of the control system.

The BLC-8064 A/B Family offers parity and Error Checking and Correction (ECC) on 16K, 32K, 48K and 64K RAM boards. In all, they can deliver a dramatic improvement in reliability over conventional RAM boards. The kind of reliability only minicomputers could supply in the past.

Check box 035 on this issue's National Archives coupon for free literature on these and all of the practical Series/80 products from National Semiconductor.

With the strength of the industry's broadest selection to choose from, you can't go wrong. 

Intel and MULTIBUS are trademarks of Intel Corporation.

The first μ P that directly executes Tiny BASIC.

National's new INS8073 microinterpreter significantly reduces software development time and costs.

The INS8073 is the newest member of National's growing family of microprocessors.


The Tiny BASIC Microinterpreter™ speeds the development cycle because it allows users to program in Tiny BASIC instead of assembly language. So now source code manipulation and program revision can be done faster and more easily than ever before. It also pays off in quicker hardware check out.

The new INS8073 directly executes high-level programs from ASCII characters stored in external ROM or RAM.

National's Tiny BASIC is a streamlined high-level language that powerfully optimizes application software without compromising capabilities.

The INS8073 features string handling, logical operators, DO loops and allows program access to the status register. An 8073 based system includes powerful features that are expected of μ Ps such as full interrupt, multiprocessing and assembly language capabilities.

Requires no development system. The INS8073 completely eliminates the need for




a dedicated, full-blown software development system. Rather, it's programmed directly through any RS232C compatible terminal.

STARPLEX™ National's complete development system, can also be used to develop Tiny BASIC applications, with full emulation capability.

A new universe of applications. The INS8073 incorporates 2.5K of internal ROM committed to the Tiny BASIC interpreter. It also features an 8-bit MICROBUS™ compatible data bus and a 16-bit address bus with 64K bytes of addressing capability. So it interfaces easily with National's broad range of memories and μ P peripherals.

Now programmers can develop and debug new microprocessor applications in the quickest turnaround time ever. And do it with less development hardware. That means a new universe of cost-effective microprocessor applications. And it means that they'll get to the marketplace faster.

For more information check box number 046 on the National Archives coupon. 

Tiny BASIC Microinterpreter, MICROBUS and STARPLEX are trademarks of National Semiconductor Corporation.

National takes the RAM market head on.

Only National has the technical expertise and manufacturing muscle to produce the industry's most popular high performance RAMs.

It takes a great deal of manufacturing and technical know-how to satisfy the ever-increasing demand for static and dynamic RAMs. And National Semiconductor has a lot of both.

In fact, National offers the most popular line of high performance MOS RAMs in the business.

Having just stepped up their production capacity even further, National is able to ship more parts in one month than most suppliers can ship in six. At volumes like these, you can be sure that their prices are competitive.

Vastly superior test facilities. Between the production and shipment of each RAM order come National's high-caliber test procedures.

In addition to their use of conventional component level electrical testing from wafers to tested packages, many dynamic RAM customers request National's unique MST™ (Memory Systems Test) program.*

MST eliminates or greatly reduces your

RAM SUMMARY TABLE		
STATIC RAMS		
Part Number	T _{AA} (ns)	Organization
MM2114	150-450	1K x 4
MM5257	250-450	4K x 1
NMC2114A†	120-250	1K x 4
NMC5257A†	120-250	4K x 1
NMC2141	120-250	4K x 1
NMC2142†	120-250	1K x 4
NMC2147	45- 70	4K x 1
NMC2147H†	35	4K x 1
NMC2148	55- 70	1K x 4
DYNAMIC RAMS		
Part Number	T _{AA} (ns)	Organization
MM5280	200-270	4K x 1
MM5298	150-250	8K x 1
MM5290	120-250	16K x 1
NMC5295†	80-150	16K x 1
NMC4164††	120-250	64K x 1

*Pat. Pending.

†Production in 2-4 months
††Production in 4-6 months


World Radio History

own requirements for internal testing. So your incoming test, board test, and system rework costs are substantially reduced. Because MST parts have already been debugged in a 9 megabyte memory system.

The future looks even brighter. In the months to come, National's MOS RAM product line will grow even broader. They will soon add new low-power XMOS™ static RAMs and new dynamic RAMs incorporating their exclusive polysilicon capacitors.

The new dynamic RAMs will feature (among other things) improved refresh characteristics and a high immunity to soft errors.

To find out just how competitive National really is, contact your local distributor or NSC sales rep or enter number 043 on this issue's coupon.

Between their technical expertise, their high volume production capacity and their high-quality RAMs, it's easy to see that the Practical Wizards are taking the RAM market head on. 

MST and XMOS are trademarks of National Semiconductor Corporation.

National Semiconductor - the best reference for references.

2.5V micropower and low cost 5.0V references join the industry's broadest line of high performance IC voltage references.

The Practical Wizards at National have a linear IC voltage reference for every application. No one else can offer it all:

- Broadest line - over 35 references to choose from
- Lowest power - $12\mu\text{W}$ (LM385-1.2V)
- Lowest drift - $5\text{ppM}/^\circ\text{C}$ (LM199AH)
- Lowest prices - $\$.45^*$ @ 100 pcs. (LM329D2)
- Widest range of voltages - 1.2V to 10.24V
- Tight tolerance - $\pm 0.01\%$ (LH0070)

That's why National is the industry's best reference for references.

The LM385-2.5V micropower reference. The LM385-2.5's low power drain ($50\mu\text{W}$) enables battery life to actually approach shelf life.

And with an operating range from $20\mu\text{A}$ to 20mA, older references can now be replaced by this tight tolerance part. Because the LM385 Family's 1.5% to 3% initial tolerance and its low drift with temperature means high performance operation in almost any reference application.

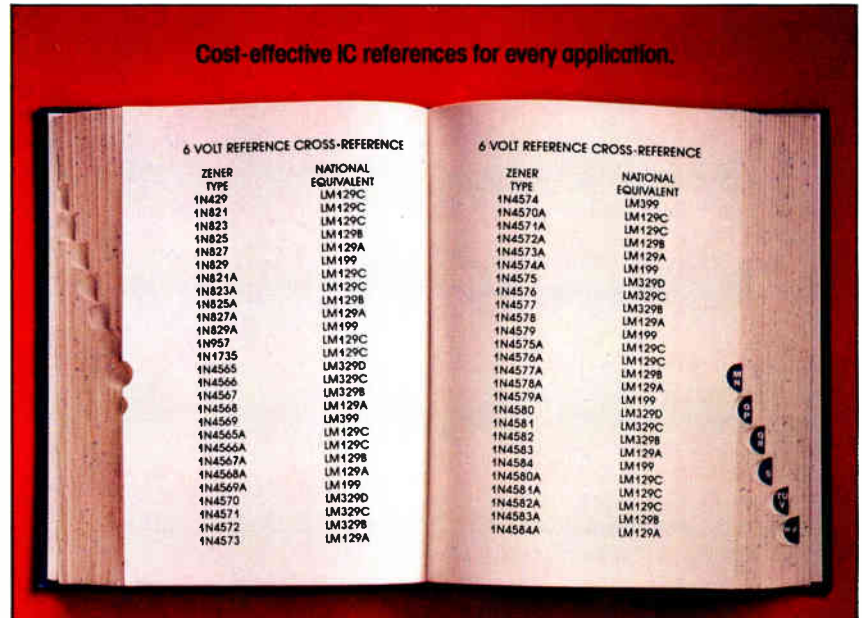
The LM336-5.0V precision reference. With guaranteed temperature stability and $\pm 1\%$ initial tolerance available, the LM336 Family is a very practical reference for digital voltmeters, power supplies and op amp circuitry.

The addition of a third terminal allows the output voltage to be easily set from 4V to 6V. It can also be used for easy trimming to minimize temperature drift.

The LM336-5.0 is available in the low-cost TO-92 package with prices starting at $\$.75^*$ @ 100 pcs. And since it operates as

a shunt regulator, it can be used as either a positive or negative voltage reference.

Be sure to check boxes 053, 058 and 059 on this issue's National Archives coupon for complete details on the new LM385-2.5, LM336-5.0 and all the rest of the superior linear references.



*Prices shown are U.S. prices only.

What's new from the National Archives?

- | | | |
|---|--|---|
| 006 <input type="checkbox"/> Special Functions Data Book (\$6.00) | 044 <input type="checkbox"/> 1980 MOS Data Book (\$6.00) | 056 <input type="checkbox"/> LM350 Adjustable Regulator Data Sheet |
| 007 <input type="checkbox"/> 1980 Interface Data Book (\$6.00) | 046 <input type="checkbox"/> INS8073 Data Sheet | 058 <input type="checkbox"/> LM185-2.5 Reference Data Sheet |
| 029 <input type="checkbox"/> INS8050 Data Sheet | 050 <input type="checkbox"/> 1980 48-Series Microcomputers Handbook (\$3.00) | 059 <input type="checkbox"/> LM136-5.0 Reference Data Sheet |
| 035 <input type="checkbox"/> Series/80 BLC Data Sheets | 051 <input type="checkbox"/> Data Conversion/Acquisition Handbook (\$7.00) | 060 <input type="checkbox"/> 1980 Voltage Regulator Handbook (\$6.00) |
| 036 <input type="checkbox"/> Optoelectronic Handbook (\$3.00) | 052 <input type="checkbox"/> Free Subscription to the Data Update | 061 <input type="checkbox"/> 1981 CMOS Data Book (\$6.00) |
| 037 <input type="checkbox"/> STARPLEX™ and ISE™ Information | 053 <input type="checkbox"/> 1980 Linear Data Book (\$9.00) | 062 <input type="checkbox"/> 1980 Reliability Handbook (\$12.50) |
| 043 <input type="checkbox"/> 1980 Memory Data Book (\$6.00) | 055 <input type="checkbox"/> LM317L Adjustable Regulator Data Sheet | 063 <input type="checkbox"/> DP8310/11 Data Sheets |

For desired information, mail coupon to:
National Semiconductor Corporation
2900 Semiconductor Drive
Mail Stop 16251
Santa Clara, CA 95051

In Europe, mail coupon to:
National Semiconductor GmbH
Industriestrasse 10
D-8080 Fürstfeldbruck
West Germany

Enclose check or money order based upon appropriate currency. Make checks payable to National Semiconductor. All prices shown are U.S. prices only. Add applicable state and local sales tax to your order. Allow 4-6 weeks for delivery. This coupon expires on June 30, 1981.

NAME _____

TITLE _____ PHONE _____

COMPANY _____

ADDRESS _____

CITY _____ STATE _____ ZIP _____

 **National Semiconductor**
The Practical Wizards
of Silicon Valley

Electronics review

zation without speech compression has a prohibitively high data rate.

Another advantage of parametric waveform encoding is that it is event-driven. Segments of voice information are delineated by natural changes of the spoken passages, rather than artificial time frames, as with linear predictive coding.

That capability bodes well for the future. Centigram's PWC more easily adapts to packet-switched telecommunication networks, because its naturally segmented voice produces better-sounding speech when reconstructed at the destination, thus opening the potential for store-and-forward systems.

LISA's low bit rate of 4,800 b/s reduces the cost of storage and transmission and compares very favorably with the 56,000 b/s required by other methods producing high-quality digital voice. The system comes in a package that measures 12.5 by 11.4 by 4.2 inches yet contains self-test and host-driven diagnostics, as well as the RS-232-C interface. The single-quantity price is \$3,450, and a single-board OEM configuration costs \$1,800. LISA will be on display at the National Computer Conference in Chicago in early May.

-Gil Bassak

Microsystems


Signetics to add to 68000 family

Motorola Inc.'s 68000 microprocessor is getting more than an alternative source in the just concluded agreement with Signetics Corp. As well as building the 16-bit processor, the Sunnyvale, Calif., subsidiary of NV Philips Gloeilampenfabrieken and Motorola will design better than two dozen support chips that both parties will have the right to make.

Both Signetics and parent Philips will be producing 68000 samples by the end of the year. Three of the support chips are already identified, since they are data-communications parts in the Signetics catalog.

The agreement [*Electronics*,

CIRCUIT DESIGNER'S MESS KIT.



The Logic Timing Recorder gets you out of one mess after another. It eliminates all the erasing and rewriting you do while preparing a timing chart.

It's an ingenious board, with 320 slides arranged in eight horizontal rows. All you do is move the slides up and down, between two click stops — between the logic "1" and "0" levels — to create the logic state of your circuitry. You can represent as many as eight signals simultaneously.

When the circuit is right, simply take it to your office copier to make a crisp, neat chart for your files or to make a presentation. If there is a need to identify the signal names, simply write them on a piece of cellophane tape and attach near the row of signals you wish to label.

The Logic Timing Recorder measures 11-3/4" x 8-1/4" x 1/4". Its price is \$44.95. **For the name of the Distributor nearest you, call 800-321-9668, TOLL FREE. (In Ohio, call collect (216)-354-2101.)**



A P PRODUCTS INCORPORATED
9450 Pineneedle Drive
P.O. Box 603
Mentor, Ohio 44060
(216) 354-2101
TWX: B10-425-2250

In Europe, contact A P PRODUCTS GmbH
Baumlesweg 21 • D-7031 Weil 1 • W. Germany

Circle 57 on reader service card

Leaders in Electronics

The only reference devoted solely to biographies of the most influential people in electronics

• corporate executives • technical managers • designers and developers • government and military officials • academics • editors/publishers • securities analysts • trade/professional group directors • consultants... plus an 80-page index of biographees by affiliation.

Prepared by the staff of *Electronics* magazine. 5,240 biographies. 651 pages, clothbound. \$39.50

Electronics Magazine Books

P.O. Box 669, Hightstown, NJ 08520
(609) 448-1700, ext. 5494

Send me _____ copies of *Leaders in Electronics* @ \$39.50 plus applicable sales tax. McGraw-Hill pays regular shipping and handling charges on pre-paid orders.

Payment enclosed Bill firm Bill me

Name _____

Company _____

Street _____

City _____ State _____ Zip _____

Signature _____

Assure Superior Performance in High Quality Radio and Sound Equipment

Our computer controlled test systems – which increase both quality and productivity – are in use, on-line, today!

They are checking the complete range of high performance parameters in thousands of AM/FM Stereo radios, amplifiers, tape players and associated equipment.

Ease of use and cost effectiveness allow faster and more comprehensive testing than ever before.

Contact us for complete information.

We're programmed
to help you



re Radiometer Electronics U.S., Inc.

31029 Center Ridge Road • Westlake, Ohio 44145 (216) 871-7617

Circle 58 on reader service card

Electronics review

March 10, p. 53] brings to five the number of sources making the 68000—including Motorola's Integrated Circuits division in Austin, Texas. It also puts the considerable resources of Philips squarely behind Motorola in what is a fierce battle for the 16-bit marketplace.

The unquestioned leader in the arena is Intel Corp., whose 8086 has 60% of the market—not surprising since the company has been in volume production for some time, a point Motorola is just reaching. Zilog Corp. is now in volume production with its Z8000, and Texas Instruments Inc. has updated its pioneering 16-bit 9900 with the 99000.


More parts. Support circuits can be a big help to the 68000 in its drive for market penetration, although it not clear whether Motorola's three other alternate sources—Hitachi, Rockwell and France's EFCIS—will have rights to them. In the 1982-83 time frame, the two companies will develop nine more ICs, in addition to the three Signetics already has.

These three parts are the 2652 multiprotocol communications controller, the 2653 polynomial generator/checker, and the 2661 programmable communications interface. Designed for the company's 2600 microprocessor family, the chips are compatible with the 68000 with only four additional small-scale ICs needed to glue all three to the processor, Signetics claims.

A fourth chip in the 2600 family, a data-communications receiver/transmitter, is likely to be added to Signetics' tally by the end of the year. Future designs will benefit from the common commitment to achieve an architectural compatibility among family members, in spite of a competitive attitude towards the market place on both sides.

A major question on the part of industry observers is whether Signetics will be able to ramp up its n-channel MOS capability in time to become an effective market contender. Long known for its bipolar expertise, the company is benefiting from a widening channel of n-MOS capability from parent Philips.

One result is the 16-bit micropro-



HOPE The project a ship launched.

First there was the hospital ship S.S. HOPE, now retired. Today HOPE is an established project which has carried its goal of improving health through education to 24 developing countries of the world and the United States.

Give to:

**PROJECT
HOPE**

Department A
Washington, D.C. 20007

THE FASTEST WAY TO GET COMPLETE FACTS ABOUT OUR SPACE-SAVING 500-TO-10K WATTS DC POWER SUPPLIES:

CALL TOLL-FREE 800-631-4298*



You'll reach our top people fast, with *all* the information you need to satisfy your technical requirements ... whether end-user or OEM, industrial or commercial. Whether you need single- or three-phase, rack or bench mounting, constant voltage or constant current output, E/M has *your* solution... all supported by our 5-year warranty and over 40 years of technical experience. Ask for our free catalog.

 **ELECTRONIC
MEASUREMENTS
INC.**

405 Essex Road, Neptune, N.J. 07753
*AK, HI, NJ and Canada,
call 201-922-9300

NEW NICKEL FLAKE OUTSTANDING FOR RFI-EMI SHIELDING.

NOVAMET* Ni-HCA-1 Nickel Flake Pigment Newly Developed for Electronics Applications

Ni-HCA-1 is especially suited for RFI-EMI shielding as well as conductive adhesives. Specially developed for electronic applications, this new nickel flake pigment has been treated to yield metal-filled epoxy, acrylic and urethane paint and adhesive formulation with low surface resistance (1-3 ohms/sq).

Due to the high aspect ratio of the flake morphology (33:1 average) equivalent electrical or shielding performance can be obtained with lower pigment loadings of Ni-HCA-1 than conventional powders. This means

easier handling and improved application characteristics of the coating or adhesive system.

NOVAMET Ni-HCA-1 flake gives you outstanding environmental stability. You also gain significant economies over silver filled coatings.

You can take advantage of lower pigment loadings than conventional powder with Ni-HCA-1 and still maintain equivalent electrical or shielding performance. This is the result of Ni-HCA-1's high aspect ratio of flake morphology (33:1 average). And lower pigment loadings mean easier handling and application characteristics for both coating and adhesive systems.

You should know more about NOVAMET's new nickel flake pigment. Call Sharon Perkins at (201) 891-7978. Or write to Sharon Perkins, NOVAMET 7, 681 Lawlins Road, Wyckoff, N.J. 07481

Typical Properties of NOVAMET Ni-HCA-1	
Specular Reflectance (R_g)	>40%
Average Flake Thickness	1.2 microns
Typical Size Distribution:	
-44 μm (-325 mesh)	97%
-30 μm	90%
-20 μm	80%
-10 μm	35%
Approx. Bulk Value	.033 gal/lb
Approx. Specific Gravity	3.66
Approx. Apparent Density	1.30 g/cc

*TM of an INCO Company

NOVAMET

DIV OF MPDTECH CORP.

Circle 60 on reader service card

**a job
that'll get you
somewhere** Professionally trained

Navy people are serving throughout the world.

For adventure, security and a challenging career, see your Navy recruiter or call toll-free: 800-841-8000 (in Georgia, 800-342-5855)

Navy

Electronics review

cessor implementation of a Philips minicomputer [*Electronics*, Feb. 24, p. 50]. To fuel the n-MOS effort, Signetics and Philips are spending \$250 million to beef up the former's capabilities, including \$100 million for the new Albuquerque, N. M., fabrication plant where three of the four lines will turn out n-MOS parts on sub-4-micrometer scales.

In developing 68000 support ICs, Signetics plans on offering highly sophisticated peripheral chips that can shoulder many of the processor's complex chores. "When we speak of distributed processing, we mean the distribution of function, and not a network of general-purpose microprocessors," says Gabe Moretti, Signetics' manager of software engineering in the microsystems group.

Special-purpose ICs. Signetics and Motorola engineers will take often used software routines like data-base management and will design special-purpose chips to do them. "This should significantly reduce the product development time of manufacturers using the 68000," Moretti adds.

The significance for 68000 users is the relatively small amount of software to be written when the special-purpose peripheral chips are used. The special-function chip is becoming increasingly popular among microprocessor makers, as illustrated in TI's attached processor concept.

For software, it is expected that Philips' current universal development systems marketed in Europe will support the 68000 and that new programs will be compatible with those from Motorola. A complete Signetics low-cost development system for the 68000 is likely, and it will be compatible with an evaluation board that will appear first.

There also seems to be a developing consensus among Motorola, Intel, Zilog, and other microprocessor makers that third-party software houses need to be stimulated into providing much more software support in the area of applications programs. Subcontracting jobs for these houses may be a sure-fire way to do it, IC makers think. -R. Colin Johnson

KONTRON

Introduces The First GPIB Fully Programmable 20 MHz Transient Recorder With These Features!

NEW

TRANSIENT RECORDERS:

DL1080 Programmable Transient Recorder

See us at the
WESCON Show
Booth No's.
101 & 103



The DL1080 two channel transient recorder will aid the user in defining many types of spontaneous events from electrical insulation breakdown to power supply testing. Event parameters can be programmed, executed and transferred via the RS232 or GPIB. Recordings show both pretrigger and post trigger events. Settings can be stored for recall via EAPROM from the front panel. The DL1080 is easily adapted to systems use as well as in the hands of the user.

Standard Features Include:

- RS232, GPIB, DMA interfaces for full programmability
- All numeric values controlled via master knob with "analog" feel
- 20 MHz sampling/channel
- Dual 4096 x 8 bit memories
- 7 recording modes including real

- time zoom
- 2 cursors for data identification and numeric readout
- Full waveform expansion capability
- Integral magnetic tape cassette back up memory
- Versatile triggering including wide window mode
- CRT and plotter output
- Linear and quadratic interpolation for visual reconstruction of sample data
- Powerful waveform analysis and automatic sequencing options.

Get complete details and the name of a Kontron sales and service organization near you. Write or call:

Kontron Electronic, Inc.
630 Price Avenue
Redwood City, CA 94063
Tel: (415) 361-1012

TRANSIENT RECORDERS:

For data on Kontron® Computer/Controllers, Digital Multimeters, Counters, PROM Programmers, Logic Analyzer and Printers, call (800) 227-8834. In California call (415) 361-1012.



Circle #61 for literature

Circle #55 for a demonstration

NEW ONE-CHIP °C OR °F WITH



ICL 8073

Temperature Sensor (for °C) Or

ICL 8074

Temperature Sensor (for °F)

Your choice of A/D Converter.



TEMP SENSORS: NO TRIMMING.

AT LAST—OUTPUT PROPORTIONAL TO °C OR °F.

Until now, all IC temperature sensors gave you one output—degrees Kelvin. Which only made life difficult for design engineers, since ninety percent of their applications called for Centigrade or Fahrenheit.

What they really needed was sensors that read out directly in °C or °F. Eliminating all the conversions and extra parts and errors and hassles...

Introducing the ICL8073 and ICL8074. With 100-piece prices starting at \$3.65.

NO EXTRA PARTS, NO TRIMMING: LOWER SYSTEM COST.

Now Intersil has put temperature-sensing and voltage-reference functions together on one chip. So by using a single temperature sensor plus a standard A/D (such as Intersil's CL7106, 7107 or 7109) you can read out directly in degrees C or F.

And these new sensors are already laser trimmed. So you can forget about external trimming and scaling. Forget about precision resistors and amplifiers. Forget about multiple-part assemblies and the errors that creep in. Forget about interchangeability problems.

The bottom line is a better system at lower cost.

NO ADJUSTMENTS.

It's simple. Output voltage from the ICL8073 is directly proportional to degrees Centigrade. From the ICL8074, output is directly proportional to degrees Fahrenheit. So you can go directly to a numeric readout of degrees, for example, or send control information

directly to a system in engineering units. Without intermediate conversions.

REMARKABLE ACCURACY.

Laser trimming gives you a choice of three grades of accuracy: ICL8073 is available in accuracies of 1°, 1.5° and 3°C, with 0.5°, 1° and 1.5°C linearity. ICL8074 comes in 1.8°, 2.7° and 5.4°F accuracies, with 0.9°, 1.8° and 2.7°F linearity.

AND WE'VE GOT KELVIN COVERED TOO.

There may still be times when you'll want a Kelvin-output sensor. Or a current-output sensor you can move a greater distance from your system. For those times, Intersil's AD590 is your part. It's laser trimmed to 1°C accuracy. Its linearity is 0.5°C over the full range. And it's available in cans and miniature packages.

FROM THE DATA ACQUISITION INNOVATORS.

Now there's a better way to get °C and °F. From the people who make it their business to give you better options—in everything from A/Ds and D/As to op amps to analog switches to multiplexers to display drivers. And now, no-trim monolithic IC temp sensors.

Put Intersil technology to work. Give us a call.

INTERSil SALES OFFICES:

CALIFORNIA: Sunnyvale (408) 744-0618, Long Beach (213) 436-9261 • COLORADO: Aurora (303) 750-7004 • FLORIDA: Hollywood (305) 920-2442 • ILLINOIS:

Hinsdale (312) 986-5303 • MASSACHUSETTS: Lexington (617) 861-6220 • MINNESOTA: Minneapolis (612) 925-1844 • NEW JERSEY: Englewood Cliffs (201) 567-5585 • OHIO: Miamisburg (513) 866-7328 • TEXAS: Dallas (214) 369-6916 • CANADA: Brampton, Ontario (416) 457-1014

INTERSil FRANCHISED DISTRIBUTORS:

Advent (IN, IA) • Alliance • Anthem • Arrow • Bell Industries • Cadence • Cardinal • CESCO • Component Specialties • Components Plus • Diplomat (FL, MD, NJ, UT) • Harvey (upstate NY) • Kierulff • LCOMP • Newark • Parrott • R.A.E. Ind. Elect. Ltd. • RESCO/Raleigh • Schweber • Summit • Western Microtechnology • Wyle • Zentronics

INTERSil

ANALOG PRODUCTS—
DATA ACQUISITION
10710 N. Tantau Ave., Cupertino, CA 95014
Tel: (408) 996-5000 TWX: 910-338-0171

Dear Intersil:

You sure have all the answers in IC temp sensors!

_____ Please send me all the specs on your new ICL8073 and ICL8074.

_____ Also, send me more information on your line of A/D converters.


Name _____

Company _____

Address _____

City/State/Zip _____

Phone _____




Please send me a copy of the Henrik Ibsen poster from your "famous quotations" ad series.

IL32481

INTRODUCING A PRINTED CIRCUIT FILM THAT BRINGS YOU UP TO SPEED. AND IT'S FROM KODAK.

New Kodak Precision Line film LPF7 is designed for photoplotter or camera use. It offers high line-edge acuity and excellent contrast. Plus, it's faster than any printed circuit film we've ever made. Best of all—it's economical! It costs about 25% less than our most popular Precision Line film.

Send for complete information. Write:
Eastman Kodak Company, Dept. GA035,
Rochester, NY 14650.



IF IT'S REPROGRAPHIC AND PHOTOGRAPHIC,
IT'S FROM KODAK



Circle 64 on reader service card

©Eastman Kodak Company, 1981

GSA seeks bids for Federal phones . . .

American Telephone & Telegraph Co.'s proposed discontinuance of its bulk-discount Telpak service has driven the General Services Administration to seek competitive bids by April 22 for the annual leasing of nearly 8,000 long-distance telephone circuits to connect Federal agencies in about 200 cities. **Nearly a dozen carriers, including domestic satellite operations, have shown interest in bidding** for at least a portion of the estimated \$60 million in GSA business, according to its Automated Data and Telecommunications Service. Awards are expected to begin within 60 days of bid submissions. Operating costs of the Federal Telecommunications System are expected to be trimmed by about 20% compared with standard commercial rates, GSA reports, although the new service will still cost more than Telpak. The 8,000 circuits represent about 17% of the Federal system's capacity, with the remainder—mostly intracity lines—provided by AT&T affiliates or other local carriers.

. . . with operational SBS a potential bidder

Satellite Business Systems Inc., which began its all-digital commercial communications service in mid-March, is expected to be among the competitors for the General Services Administration business. After five years and a \$400 million investment, SBS's **first customer is Boeing Computer Services Co.**, with headquarters in Morristown, N. J. Boeing is using a 56-kb/s link between ground stations at facilities in Vienna, Va., and Kent, Wash. BCS, a subsidiary of the Seattle-based aerospace giant, sells information-processing services to government and commercial markets. It plans to add electronic mail and video conferencing to its initial voice service over SBS. The domestic satellite company, owned by Aetna Life & Casualty Co., Comsat General Corp., and International Business Machines Corp., says its second customer, Atlanta's Isacomm—owned by Insurance Systems of America Inc. of St. Louis—will connect earth terminals in St. Louis and Wausau, Wis. by the end of March, while a six-node network for IBM will be operational by the end of June.

Raytheon, Hughes vie for Amraam

Watch for the selection of Raytheon Co. or Hughes Aircraft Co. before November to begin full-scale development of the advanced medium-range air-to-air missile following Air Force evaluation of the proposals due June 21. The Amraam, an Air Force-Navy program scheduled to begin production deliveries in 1985, **will replace the radar-guided Sparrow** now being produced by Raytheon and General Dynamics. Purchases of up to 20,000 of the new missiles are anticipated. The revised Reagan defense budget calls for nearly \$142 million for Amraam in fiscal 1982 compared with the slightly more than \$23 million this year.

EIA completes 3 fiber test standards

Three more of the projected 50 standard test procedures for fiber optics and associated hardware are being published by the Electronic Industries Association, raising the total to nine. Under the EIA's recommended standard 455, the new addendum, RS-455-1, covers impact test measurements, temperature cycling of fiber-optic connectors (thermal shock), and acceleration. **An additional 12 test procedures should be ready by the third quarter**, says Amp Inc.'s Joseph Neigh, chairman of the EIA's P-6 fiber optics committee. Copies of RS-455-1 are available at \$5.50 from the institute's Standard Sales Office, 2001 Eye St. N. W., Washington, D. C. 20006.

We want engineers who want to do engineering.

There's a lot of engineering to be done in both our Semiconductor and Systems groups. New technologies are stretching our minds. New products in telecommunications and industrial controls are stretching our people—our main resource—to the limit. We're growing fast, and need engineers who love engineering and want to

grow with their discipline. You *can* at Intersil.

We pay well. We work hard, but in an informal atmosphere. Doors—and minds—are open. You can grow at your own speed and in your own direction. Up the ladder into management or up the engineering ladder toward Staff Scientist, if you want to continue to do engineering.

Which we assume you do, since you've read this far.

Now: Action! Call one of our engineers who helps in personnel: (408) 996-5069. The current challenges are listed below. We're headquartered in Silicon Valley at 10710 N. Tantau, Cupertino, CA 95014.

Technology assignments open:

DIGITAL DESIGN ENGINEERS

BS/MSEE with one to three years experience in circuit/systems design. Projects include design and support in memory, microcomputers and communications product areas.

SOFTWARE ENGINEERS

BS/MSEE, BS/MSCS or Math with one to three years experience in design, implementation, testing or maintenance of software for large, mini and microcomputers. We have projects ranging from systems programming to applications, particularly in communications.

SENIOR DESIGN ENGINEERS

Microprocessors and Memory Devices

Senior Level Engineering responsibilities for the design and development of microprocessors, peripheral circuits, and memories using advanced CMOS and NMOS LSI technology.

BS/MSEE or BS/MSCS and three or more years experience.

SENIOR PRODUCT ENGINEERS


CMOS EPROMs/Microprocessors

Your responsibilities will include characterization, yield analysis and improvement, wafer sort, and final test of CMOS EPROMs, microprocessors and peripherals.

BS/MSEE and two or more years directly related experience.

The future's in process at

INTERSIL



WHEN HEWLETT-PACKARD WANTED TO PROTECT THEIR MEMORIES, THEY REMEMBERED US.

When a computer loses power, its volatile memory goes blank. Plain, simple, and costly.

It doesn't have to happen.

Because Gates Energy cells and batteries provide dependable standby power. They furnish the energy when the local power company can't.

That's why more and more major computer manufacturers are making Gates an integral part of their products.

Our energy cells have outstanding capability for float



charging. So, they're always at peak power for emergency situations.

And, for portable instrumentation, Gates Energy cells offer safe, reliable sealed lead-acid construction and extended discharge service.


Learn more about Gates Energy. Send for our comprehensive information packet full of design data, spec sheets and application notes. Circle our Reader

Service Number, or write us directly.

Gates Energy Products, Inc., 1050 South Broadway, Denver, CO 80217. Phone (303) 744-4806.

GATES ENERGY

Circle 69 on reader service card



Easy readers.

Bright, bold bar graphs by Burroughs. Easy to read up close or from across the room. Analog displays with digital accuracy; $1/2\%$, 1% and 3 degree increment models available. Being bought by the thousands for applications from process control to automotive to instrumentation. Ready now for fast delivery. Get the full story. Call or write for the name of your nearest representative.



Burroughs OEM Marketing, Burroughs Place, Detroit, MI 48232. (313) 972-8031. In Europe, Langwood House, High Street, Rickmansworth, Hertfordshire, England. Telephone Rickmansworth (09237) 70545.

Burroughs

Circle 70 on reader service card

International newsletter

European viewdata standard likely soon

A single European standard for viewdata systems, which link television by phone to a distant computer, seems likely by June following talks in London last week between Britain, France, and West Germany. Though details are not yet known, hopes appear to rest on the establishment of a second-generation viewdata standard with which both Britain's Prestel and France's Antiope system would be upwardly compatible, safeguarding Britain's investment in its operational viewdata service. A European standard of this kind could provide **strong competition for the Canadian Telidon system in the fight to win the blessing of the Federal Communications Commission** in the U. S.

Philips, Siemens second-source each other's power devices

Europe's two biggest electronics producers, NV Philips Gloeilampenfabrieken of the Netherlands and West Germany's Siemens AG, have signed a deal whereby the two companies will act as second sources for some of each other's power semiconductors. The products involved are **the Siemens range of Sipmos power transistors and the Philips gate-turnoff thyristors, or GTOS** [*Electronics*, March 13, 1980, p. 92; Aug. 28, 1980, p. 78]. The applications for these fast and easy-to-drive devices are complementary, with the GTO primarily used at higher voltages. Their big advantage lies in their ability to be driven directly by TTL circuits and microprocessors.

NTT opens up more buys

Continuing to liberalize its purchasing procedures, Nippon Telegraph & Telephone Public Corp. will announce in April a second batch of products for procurement through open bidding. Unlike the first group of nine items announced in January, the new list of a dozen or so products contains the kind of hardware of most interest to foreign would-be suppliers, including data terminals, facsimile gear, and private branch exchanges. NTT's spending on such equipment in fiscal 1979 totaled about \$44 million.

Meanwhile, **36 companies had applied to bid on the initial nine products** by the qualification deadline in late February. Nine were foreign firms, eight of whom want to supply magnetic tape.

VHD video disk systems are gaining ground

The VHD-format video disk system has been adopted by Akai, Sansui, Sanyo, Sharp, Nippon Electric, Toshiba, Mitsubishi Electric, General Corp., Trio-Kenwood, and Yamaha, according to the system's two developers, Victor Co. of Japan and Matsushita Electric Industrial Co. They themselves will **start marketing the system in Japan in October**, in the U. S. next January, and in the UK in June 1982. Their overseas partners, General Electric Co. in the U. S. and Thorn EMI Ltd. in the UK, will also soon start marketing VHD systems.

CII-HB opts for MOS for mainframes

To produce custom logic circuits for its next generation of computers, CII-Honeywell Bull is planning to **combine the MOS technology being developed by Gene Amdahl's new company, Acsys Ltd., with CII-HB's own automated large-scale MOS integrated-circuit design system**. Though the Paris-based Franco-American mainframe maker insists it will stay with bipolar technology for some future machines, product manager François Salle notes that the success of the company's Statos (Système de Trace Automatique pour la Technologie MOS) design project makes MOS technology a better choice for large mainframes [*Electronics*, March 27, 1980,

p. 74]. Though Statos was originally designed to produce 10,000 logic gates with 1.5- μm channel lengths on plasma-etched MOS chips, CII-HB apparently feels it will be able to surpass those goals, thanks to the technology licensing agreement with Acsys announced in early March.

West German color TV to have 2-channel sound

West Germany's Loewe Opta GmbH is Europe's first firm to have come out with color television receivers capable of reproducing stereo and two-channel sound. Developed in anticipation of the start of stereo and two-sound broadcasts by the country's second TV network during the Sept. 4-13 International Radio and Television Exhibition in West Berlin, the Loewe Opta sets cost from about \$125 to \$225 more than conventional receivers. **With two-channel sound, a feature that could reanimate West Germany's stagnating TV industry,** viewers can choose to watch, say, a movie either in its original language on one channel or with its dubbed-in language on another.

British Telecom to buy no copper cable from 1983 on

In 1983, when British Telecom completes its present 450-km demonstration fiber-optic program, it will be placing contracts for a further 1,400 km of fiber for some 68 systems operating at 140, 34, and 8 Mb/s. Following successful laboratory demonstrations last fall of a 47-km single-mode link [*Electronics*, Sept. 11, p. 67], the corporation is also urgently evaluating **the feasibility of standardizing on single-mode fiber operating at a 1.3- μm wavelength for 140-Mb/s and faster trunk routes** for all bulk purchases from 1985 on. Such a setup would make it possible to space repeaters 30 km apart—an impossibility with the present combination of graded-index fiber and a 0.8- μm wavelength. Whatever the outcome of the evaluation, purchase of conventional copper trunk cable will cease in 1983.

Phone exchange from East Germany uses microprocessor

One indication of East Germany's know-how in telephone switching technology is a new microprocessor-controlled local telephone-exchange system introduced at the just-ended Leipzig Spring Fair, March 15-21. Developed by the East German communications equipment combine VEB Kombinat Nachrichtenelektronik, the OZ 1000 system uses the K1520 microprocessor from the country's computer maker, Robotron. The OZ 1000, a member of the Ensad switching systems family developed jointly by East Germany and the USSR, **accommodates up to 1,024 subscribers with either rotary-dial or push-button phones,** as well as lines from pay phones and private branch exchanges.

Addenda

Hitachi Ltd. says sample shipments of its HN482764 electrically erasable programmable read-only memory will start in April. **The E-PROM is compatible with Intel's 2764.** . . . Look for West Germany's Siemens AG to exhibit at the April 1-8 Hanover Fair the first samples of a family of 85-mm-diameter optical cables containing up to 4,000 fibers—**the highest number of fibers reported for such cables, the company says.** . . . In April, Toshiba Corp. will start selling low-standby-current versions of its complementary-MOS static random-access memories at a 10% premium. Guaranteed at less than 0.2 μA at 25°C and less than 1 μA at 60°C, they can **use button-type lithium batteries as backup.**

Computer room. High performance architecture in a single-chip micro.

Powerful, high performance architecture. That's the Synertek Z8,* the most powerful 8-bit single-chip microcomputer available today.

The Z8 gives you fast execution. Advanced architecture. Efficient use of memory. Sophisticated interrupt. Serial and parallel I/O. Programmable timer/counters. Plus easy system expansion. And you can tailor it the way you want it.

Under program control, configure it as a stand-alone microcomputer with 2K bytes of internal ROM. Or as a traditional microprocessor that manages up to 124K of external memory. Or as a parallel processing element in a system linked to other processors and peripheral controllers. In any configuration, you get a large number of pins available for I/O — up to 32. That's room to grow.

Fast instruction execution, interrupt response, and context switching means the Z8 is a perfect fit for real-time applications. And with six

vectored interrupts that are maskable and prioritized, the Z8 offers greater interrupt capabilities than comparable single-chip microcomputers such as the 8051 and 6801.

It's all available now. The MDT 2000 floppy-based development system with in-circuit emulator simplifies software/hardware development. And the 40-pin Z8-03 features a piggyback EPROM socket to allow prototyping or small volume production before committing to the Z8-01 masked ROM.

For samples and our complete Z8 information packet, contact Microprocessor Product Marketing direct at (408) 988-5614.

Synertek is a major supplier of high volume parts with advanced MOS technologies and techniques behind everything we make. Single-chip Microcomputers. Microprocessors and Peripherals. ROMs. Static RAMs. Custom circuits.

*Z8 is a trademark of Zilog, Inc

Z8 FEATURES


- 2 K Bytes On-Chip ROM
- 124 Bytes On-Chip RAM
- 32 I/O Lines
- Full Duplex UART
- Expandable to 124 K External Program Memory and Data Memory
- Two 8-Bit Timers with 6-Bit Prescalers
- 6 Vectored, Prioritized Interrupts (I/O Timers UART)
- High Speed Instruction Execution — 8MHz Clock
- On-Chip Clock Oscillator
- TTL Compatible
- Single +5V Supply



SYNERTEK

3001 Stender Way, P.O. Box 552
Santa Clara, California 95052
(408) 988-5600
TWX: 910-338-0135

Synertek Z8



Tektronix' new 7D02. logic analyzer with the

Now, a total solution to problems encountered either on or off the bus. Tektronix' new 7D02 Logic Analyzer. Featuring a unique user language that reduces even the most complex testing to a few simple statements. You supply the overview and the 7D02 does all the detail work for you. With a sophistication never before possible.

A simple, yet sophisticated user language.

Writing a test program is no more complicated than responding to a few simple prompts. A handful of basic phrases let you configure the 7D02's resources into almost any combination needed to solve the problem at hand. Often you'll find the 7D02 has an intelligence equal to the software you're integrating into your prototype.

Individualized 8- and 16-bit mnemonics.

Through a series of personality modules, the 7D02 can adapt to the characteristics of specific microprocessors. Familiar mnemonics let you work faster and more accurately. Support today extends to the 6800, 6802, 8085, 8086, Z80 and Z8002 with more to come. There's also a personality module available for general purpose logic analysis.

Up to 52 channels of information.

Flexibility is the key. You start with the basic 28 channels used for state acquisition, then the expansion option increases this to 44. For timing applications or wider state acquisition, there's an additional synchronous or asynchronous 8-channel timing option complete with its own memory, word recognizer and glitch trigger.



All test parameters supplied by prompts.

IF clause defines a data stream event, which may be either single or compound.

THEN clause defines a response to the event. In this case, setting counter #1 to zero and then incrementing every millisecond.

At the same time the counter is set, branch to the second test. (bracketing allows simultaneous actions).

The 7D02 now monitors the data stream for an event to satisfy the second test's IF clause.

If the event occurs, then branch back to the first test and start the program over.

Or if counter #1 has reached 100 mS, then activate the trigger.

7D02 LOGIC ANALYZER

A user-programmable smartest triggering ever

And there's more. The 7D02's user language takes advantage of four separate word recognizers, each up to 48 bits wide. Plus two counters usable in either the time or event mode. In addition to clock qualifications, there are two types of data qualification to provide selective data storage.

The Tektronix 7D02 Logic Analyzer can give you a whole new approach to μ P-based design.

Locating an intermittent fault. The following program gives a limited demonstration of the simplicity and power behind the 7D02's user language. Here the object is to trigger when a second event on the bus does not occur within 100 ms of a first event.



```
CTR1=00100 HS TRIG LOC=015
CTR2=00000 EUT TRIG IN TEST 2
LOC ADDRESS OPERATION I/O NMI
010 BNE #F82C 1
011 R6 READ #0000 1
012 INC #0006 1
013 R6 READ #0000 1
014 R6 READ #0000 1
015 T-----R----- 1
016 R6 WRITE #0000 1
017 BNE #7865 1
018 T-----R----- 1
019 R6 READ #0004 1
020 R6 READ #0000 1
021 R6 READ #0000 1
022 BNE #F82C 1
023 R6 READ #0006 1
024 INC #0000 1
025 R6 READ #0000 1
026 INC #0000 1
027 R6 READ #0000 1
028 R6 READ #0000 1
029 R6 READ #0000 1
030 R6 READ #0000 1
031 R6 READ #0000 1
032 R6 READ #0000 1
033 R6 READ #0000 1
034 R6 READ #0000 1
035 R6 READ #0000 1
036 R6 READ #0000 1
037 R6 READ #0000 1
038 R6 READ #0000 1
039 R6 READ #0000 1
040 R6 READ #0000 1
041 R6 READ #0000 1
042 R6 READ #0000 1
043 R6 READ #0000 1
044 R6 READ #0000 1
045 R6 READ #0000 1
046 R6 READ #0000 1
047 R6 READ #0000 1
048 R6 READ #0000 1
049 R6 READ #0000 1
050 R6 READ #0000 1
051 R6 READ #0000 1
052 R6 READ #0000 1
053 R6 READ #0000 1
054 R6 READ #0000 1
055 R6 READ #0000 1
056 R6 READ #0000 1
057 R6 READ #0000 1
058 R6 READ #0000 1
059 R6 READ #0000 1
060 R6 READ #0000 1
061 R6 READ #0000 1
062 R6 READ #0000 1
063 R6 READ #0000 1
064 R6 READ #0000 1
065 R6 READ #0000 1
066 R6 READ #0000 1
067 R6 READ #0000 1
068 R6 READ #0000 1
069 R6 READ #0000 1
070 R6 READ #0000 1
071 R6 READ #0000 1
072 R6 READ #0000 1
073 R6 READ #0000 1
074 R6 READ #0000 1
075 R6 READ #0000 1
076 R6 READ #0000 1
077 R6 READ #0000 1
078 R6 READ #0000 1
079 R6 READ #0000 1
080 R6 READ #0000 1
081 R6 READ #0000 1
082 R6 READ #0000 1
083 R6 READ #0000 1
084 R6 READ #0000 1
085 R6 READ #0000 1
086 R6 READ #0000 1
087 R6 READ #0000 1
088 R6 READ #0000 1
089 R6 READ #0000 1
090 R6 READ #0000 1
091 R6 READ #0000 1
092 R6 READ #0000 1
093 R6 READ #0000 1
094 R6 READ #0000 1
095 R6 READ #0000 1
096 R6 READ #0000 1
097 R6 READ #0000 1
098 R6 READ #0000 1
099 R6 READ #0000 1
100 R6 READ #0000 1
```

DISPLAY + ACQEM 0-MAIN
MNEMONIC
0 ABSOLUTE
1 MNEMONIC

By using the proper personality module, software flow can be displayed using the mnemonics of the chip under test, here the Motorola MC6802.



The 7D02 is a 3-wide plug-in for the popular Tektronix 7000 Series oscilloscope. Shown above is a Tek 7603 mainframe housing the 7D02 logic analyzer with a personality module supporting the 6802 microprocessor.

Tektronix
COMMITTED TO EXCELLENCE

For immediate action, dial our toll free automatic answering service 1-800-547-1512.

For the address of your nearest Tektronix Field Office, contact:
U.S.A., Asia, Australia, Central & South America, Japan Tektronix, Inc., P.O. Box 1700, Beaverton, OR 97075, Phone: 800/547-1512 Oregon only 800/644-9051, 503/644-0161, Telex: 910-467-8708, Cable: TEKTRONIX
Europe, Africa, Middle East Tektronix International, Inc., European Marketing Centre, Postbox 827, 1180 AV Amstelveen, The Netherlands, Telex: 18312
Canada Tektronix Canada Inc., P.O. Box 6500, Barrie, Ontario L4M 4V3, Phone 705/737-2700


Circle 75 on reader service card


ENTER Y FOR YESTERDAY
ML1040 - SELECT YESTERDAY
PRG. LC. VN. DS. DI. TS. TI

HELP:
ML2040 - TODAY
SELECT YESTERDAY
CODE SEARCH

PRG. LC. VN. DS. DI. TS. TI

PRG. LC. VN. DS. DI. TS. TI





Announcing a new way to manage the unmanageable: Processed engineering information, at your fingertips, with TECH-NET.™

Information Handling Services originated *processed* information — engineering data that's already cataloged, collated, cross-indexed and cross-referenced for you.

And now, we've made this unique technical data base even easier for you to access with TECH-NET, a new, on-line, interactive search service.

For one thing, it gives you a complete, electronic index with full, automatic cross-referencing to over 24,000 industrial vendor catalogs, 91% of the world's most commonly-used industry codes and standards, and to the most comprehensive collection of Military Specifications and government documents in the world. What's more, TECH-NET leads you directly to this information not in minutes or hours, but in seconds. And it makes you instantly aware of important related data you may not know existed, or could have inadvertently missed.



A more productive solution — VSMF® subscriber or not.

If you currently subscribe to an Information Handling Services VSMF service, you'll find that TECH-NET can help you work more efficiently — and more productively — by speeding you to the information you need.

But even if you are not a VSMF subscriber, TECH-NET still represents a more cost-effective solution. Because you can use it to identify the information you need, then obtain the exact documents required in hard copy form via a new, low-cost service called Documents-on-Request.

So if you've always thought that *processed* information was too expensive, given the size of your company, think again.

8,000,000-plus pages of data and over 1,000 people.

Here at Information Handling Services, we've been collecting and distributing engineering data for over 20 years. In fact, our data base now incorporates more than 8,000,000 pages of technical information. Every page of which has been reviewed by a qualified engineer who has coded this data for you to ensure fast access and easy retrieval. For that matter, we currently have over 1,100 employees — worldwide — at work constantly to increase, improve and update this data base just to make sure the information you need is both complete and current.

Experience *processed* information firsthand.

See for yourself what *processed* information can mean to your productivity. Call or write today for a no-obligation demonstration — in your office — of our powerful, new TECH-NET solution. Or for more details, simply call or write: Information Handling Services, Dept. 481, 15 Inverness Way East, Englewood, Colorado 80150, attn. Susan Michals, or call 800-525-7052, ext. 328.

***Processed* information for increased productivity.**



Information Handling Services

An Indian Head Company

© 1981, Information Handling Services

103

Circle 77 on reader service card

PIN-COMPATIBLE MICROPROCESSOR MEMORIES

Planning for the future. It's no longer a design luxury. It's a competitive necessity. Multiple redesigns. Quantum leaps in density upgrades. Countless new product introductions. These are the everyday realities that confirm the need for planning. In fact, in today's fast-paced marketplace, it's almost axiomatic: If you want to outpace your competition, plan for tomorrow before you start designing today.

A contradiction in terms? Not if you use BYTEWYDE memories from Mostek. These pin-compatible n-word X 8 RAMs, ROMs and EPROMs provide unprecedented flexibility. Flexibility to design a state-of-the-art array that's easily upgraded. Flexibility that eliminates the need for "guesswork" partitioning between program and memory storage capacity. Flexibility to lay out a more compact board that requires only one socket type. Flexibility that makes the inevitable change fast, simple and efficient. In a thought, flexibility to plot a well-defined course farther down the product life cycle road.

NEW LANDMARKS.

Now there are even more choices to get you there in record time. Our new 16K MK4802 is the highest density static RAM you can get. Within the BYTEWYDE family, it's a double density upgrade from the MK4118A 1K X 8 static RAM.

Our new MK37000 is equally impressive. This 8K X 8 ROM features fast access — 250ns (max); low active power — 220mW (max); and just 35mW (typ) standby. Prototyping is easy.

BYTEWYDE MEMORIES

TYPE	PART NO.	ORGAN.	ACCESS(ns)
ROM	MK34000	2K x 8	350
	MK37000	8K x 8	250/300
RAM	MK4118A	1K x 8	120/150/200/250
	MK4801A	1K x 8	70/90
	MK4802	2K x 8	120/200
EPROM	MK2716	2K x 8	300/350/390/450
	MK2764*	8K x 8	450

Circle 79 on reader service card

* MK2764 will be available 2Q 1981 + Contact Mostek Military for complete details

MOSTEK and BYTEWYDE are trademarks of Mostek Corporation © 1981 Mostek Corporation

The BYTEWYDE track:
Designed to take you
the distance.

MOSTEK

Just use our EPROM equivalent, our new
8K X 8 MK2764. Mask generation? It's quick
and efficient as well.

Together, these memories significantly
expand the BYTEWYDE family
into state-of-the-art density levels.

Their common pinout with other
BYTEWYDE RAMs, ROMs and
EPROMs means you can
interchange all three
types without jumper-
ing. And plan for up-
grades as dense
as 32K X 8.


All with the same 28-pin
JEDEC-approved pinout. Most
BYTEWYDE memories* are
also available in military ver-
sions designated "MKB" with
full MIL-STD 883 Class B
processing.

CLEAR-CUT DIRECTIONS.

Before you start up your next
memory design, or rethink an
existing one, take a hard look at
the components you plan to use.
Can they be easily interchanged
with other types? Or upgraded
through several generations
without redesign? If not, you
owe it to your future to investi-
gate the straightforward course
in memory design: The BYTE-
WYDE track. Just write Mostek,
1215 W. Crosby Rd., Carrollton,
Texas 75006, (214) 323-6000.

In Europe, contact Mostek
Brussels at 762.18.80.

MEASUREMENT & CONTROL SOLUTIONS



~~process monitors~~

~~measurement and control systems~~

~~calculating dataloggers~~

~~data acquisition systems~~

~~low-cost dataloggers~~

You may think that Acurex is only in the business of making dataloggers.

In fact, Acurex does make the best calculating dataloggers in the industry, but our real business is supplying measurement and control solutions.

Whatever your measurement and control problem — from industrial and laboratory testing to chemical processing, from nuclear waste disposal to space shuttle testing — Acurex has solutions. Accurate, reliable solutions that turn raw measurements into real time information that can be quickly understood.

And all programming is in plain English. There's no special language to learn.

Circle 80 on reader service card

Our solutions-oriented approach, with the use of Acurex Ten Series datalogging products, has given us experience with numerous data acquisition applications — from low cost temperature measurements to process control. And our staff of trained applications engineers has the experience to help solve your problem.

So when you have a measurement and control problem, come to the company whose business is solutions. Acurex.

 **ACUREX
Corporation**

Autodata Division
485 Clyde Ave., Mt. View, CA 94042
(415) 964-3200 Telex: 34-6391

Liquid-crystal shutter changes monochrome TV images into color

by Kevin Smith, London bureau manager

Technique promises rugged displays in red, green, and colors in between; improves multiplexing of LCDs

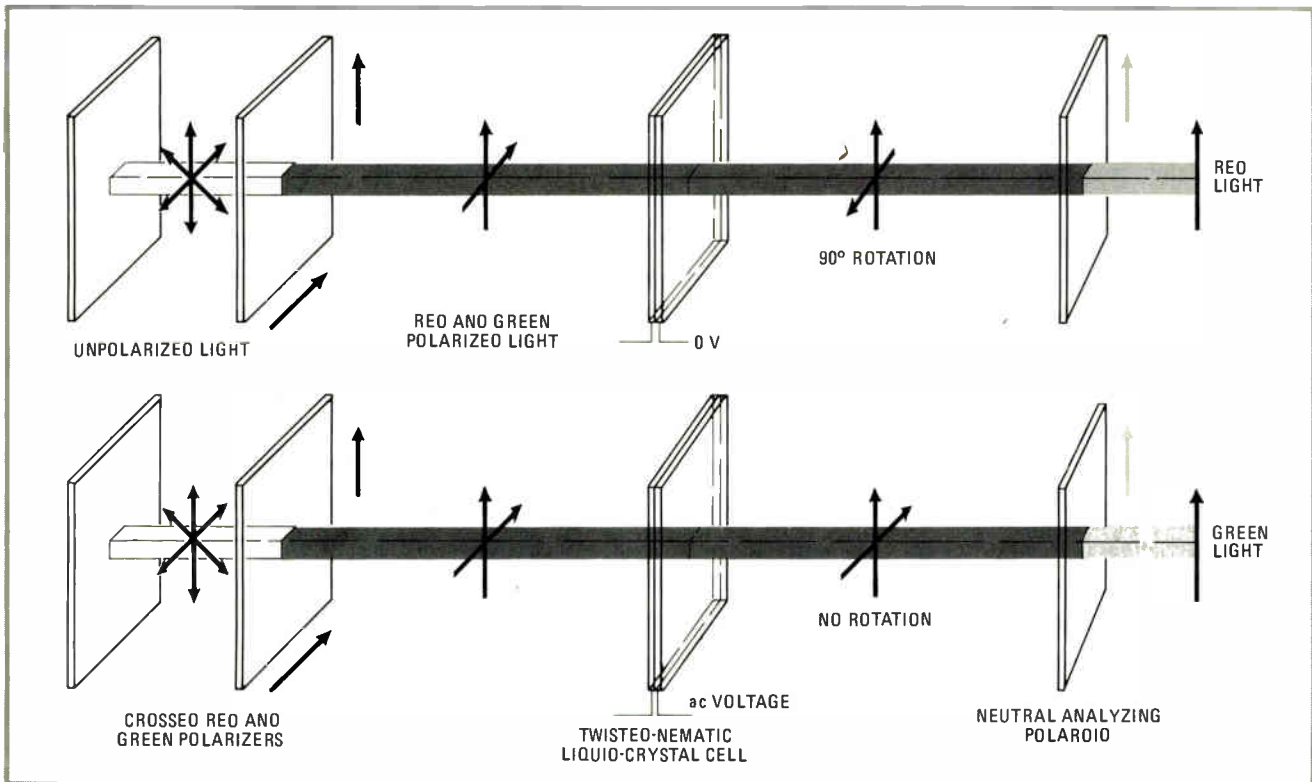
Scenes from nature shown on a black and white television screen appear to be in full color if the viewer looks at them through a newly developed liquid-crystal color shutter that is frame-synchronized with the TV. The shutter actually passes only red and green light, but thanks to the

brain's color perception mechanism an impression of full color results.

Still, the shutter-based color display is not intended as a rival to the shadow-mask color cathode-ray tube of consumer TV. Instead, its developers at the British government's Royal Signals and Radar Establishment in Malvern say it could serve as a rugged two-color display in military, avionics, and civil applications. It could also be used in test equipment like spectrum analyzers. The display is miniaturizable and more robust than the shadow-mask tube. Also, unlike the Penetron CRT,

it easily saturates in both colors without requiring high switching voltages. (In the Penetron CRT, separate red and green phosphor layers are excited by varying the electron-beam voltage.) Moreover, the new display could be retrofitted at low cost to existing systems.

The device employs a property of liquid crystals that researchers are only now learning to exploit: the fact that a carefully selected mixture of nematic and cholesteric liquid crystals can switch abruptly from one anisotropic state to another as the addressing frequency is raised. Nor-



Black and white and color. A liquid-crystal shutter oscillates rapidly on and off, passing alternate frames of red and green polarized light fast enough for the viewer's eye (right) to fuse them and perceive a range of colors, even though the original CRT image (left) is monochrome.

mally, a liquid crystal's molecular anisotropy, or electric dipole moment, causes it to align with an applied electric field and then, when the field is removed, return to its resting state. But by applying a high-frequency burst after the low-frequency turn-on signal to the so-called dual-frequency LCD, it is possible to switch it between the two states at rates of up to 100 hertz. The British researchers employ this effect in a high-speed shutter operating at TV frame rates.

The twist. In the Malvern setup, a 20-centimeter-square liquid-crystal shutter is sandwiched between two polarizing screens. The screen nearer the CRT transmits both green in a vertical plane and red in a horizontal plane, while the screen nearer the viewer passes only vertically polarized light, be it red or green. In the absence of an electric field, the liquid-crystal molecules are so aligned that they twist the plane in which polarized light vibrates through 90° so that only a red image is passed by the screen near the viewer (see figure). But in the presence of a low-frequency electric field, the molecules align their long axes with it: polarized light is passed without rotation and a green image is shown. Then the application of a second field at a higher frequency abruptly switches the molecules to their rest state again, allowing red and green images to be presented in a sequence of alternating frames.

Thus the overall display produces two well-defined red and green colors, as well as any color mix of the two, since the frame rate is fast enough for the persistence of vision to integrate them. Such a frame-sequential display gives acceptable contrast ratios over viewing angles of $\pm 45^\circ$, says Michael G. Clark, one of the researchers.

Another use. Potentially, an even bigger application for dual-frequency addressing is overcoming the multiplexing limitations of liquid-crystal displays. To achieve an adequate contrast ratio, LCDs need a sufficient margin between turn-on and hold-off voltages. Yet, as the number of rows to be multiplexed is increased, the

maximum theoretical on-to-off ratio tends to unity. Dual-frequency addressing is an effective way of enhancing that contrast ratio under these restrictive operating conditions, though at the expense of an increase in operating voltage and driver complexity.

There are three basic modes of operating: applying a constant high-frequency bias while varying the low-frequency signal between two levels to turn the display element on and off; applying a constant low-frequency bias while varying the high frequency between two levels; and modulating both low and high frequencies simultaneously.

Using available dual-frequency materials not optimized for multiplexing, the laboratory has constructed an experimental display using 15-volt complementary-MOS circuitry that gives a contrast ratio of 5:1 or more over a viewing angle of $\pm 25^\circ$ when simulating 32-way multiplexing. On the basis of this work, they estimate that display complexities of up to 500 rows of dots appear practical—the equivalent of 70 rows of characters on a seven-by-five-dot matrix.


Philips in Europe and Japanese firms, notably Seiko, are also pursuing dual-frequency LCD addressing.

Japan

Casio woos public with novel products

A personal computer, a unique musical instrument, and a Japanese-English translator, all announced in late February, signal Casio Computer Corp.'s intention of becoming first and foremost a creative semiconductor applications house. Long known for its calculators and watches, the Tokyo company is now expanding into new consumer electronics fields, where imagination alone is the limit, according to managing director Noriaki Shimura.

The potentially trend-setting FX-9000P personal computer [*Electronics*, March 10, p. 68] is Casio's most




For would-be musicians. Unique instrument uses VLSI circuit in producing 100 million sounds over 4½ octaves. The memory stores melodies up to 100 notes long.

substantial new entry and the harbinger of a big new push by it into small computers. The company's first such machine—the \$10,000-range VQ-100—fopped because it was too sophisticated and costly, says Shimura. Casio is thus starting over with the FX-9000P, which went on sale in Japan this month for \$720 and will shortly be available abroad.

Backup. Ease of use was the top priority in the unit's design. That is largely accomplished by the use of battery-backed complementary-MOS random-access memory in place of magnetic tape—a feature that eliminates the need to load and unload data and programs whenever the machine is switched on or off. The battery backup also protects data against power failures and accidental unplugging of the machine. "For office use, our approach helps rationalize operations," Shimura boasts. Moreover, he expects other personal computer makers to emulate this C-MOS battery approach.

The computer comes with one 4-k-byte C-MOS RAM in a cassette measuring 4 by 7 by ¾ inches. Additional packs cost \$111 each in Japan. Also available are optional 16-k-byte dynamic RAM packs for \$92 and a 4-k-byte read-only-memory expander for the same price. The packs may be used in various configurations in four slots on the unit. By the end of the year, Casio plans to

Take Your Resolution



Along With You.

You're probably used to compensating for "field error" when you look at data with a 3½ digit DMM. But why should you?

Data Precision has the instrument that delivers the resolution and accuracy you need. The Model 255, a 4½ DMM with 100 hours of battery life between charges with a basic DC accuracy of 0.03%. In a rugged, compact configuration that's easy to use anywhere.

Over the years, Data Precision has produced and sold over 100,000 portable 4½ DMMs in this field-proven design. So we have the expertise to deliver the instruments you want. That's how we could create the Model 255, the only full-function, full-range 4½ DMM in its price range. With a battery life that lets you take bench resolution with you into the field.



This DMM can also double as a bench instrument. Mount it on its optional pedestal stand. Or fasten it in a convenient place with Velcro®.

In the field or on the bench, the specs are impressive. A basic DC accuracy of 0.03%, with an easy-to-read LCD display. Readings from 10µV-1000VDC, 10µV-500VAC, 10nA-2A AC or DC, and 100mΩ-20MΩ.

The Model 255 sells for just \$295, including recharger and carrying case.

Like every instrument Data Precision manufactures, your Model 255 comes with its own Final Acceptance Report, showing how it meets our stringent quality standards. Before you even turn it on, your meter has proven itself.

Ask your Data Precision distributor to show you the Model 255. Or any of the rest of our family of 3½ digit, 4½ digit and 5½ digit multimeters.

For immediate delivery, demonstration or further information, just contact your local Data Precision distributor or call:

(800) 343-8150
(800) 892-0528 in Massachusetts

Price USA

 **DATA PRECISION**[®]
DIVISION OF ANALOGIC CORPORATION

Data Precision Division of Analogic Corporation, Electronics Avenue, Danvers, MA 01923, (617) 246-1600, TELEX (0650) 921819

World Radio History

Circle 83 on reader service card

start offering a dual minifloppy-disk drive with an RS-232 interface for additional memory.

Shimura likens Casio's strategy in personal computers to those of Atari, Commodore, and Sharp, which are also pushing low-cost, simple-to-use models. "We want to make a personal computer as easy to use as a calculator," he says.

Scientific. While stressing that the FX-9000P was designed for general use, Shimura concedes that its software is strongest in scientific applications. Indeed, Casio is stressing the graphics and computational strengths of the machine.

The company is starting modestly with a monthly production of 1,000 units but is already aggressively seeking export orders, though most Japanese companies prefer to sell a new model only domestically for the first year or so. Casio will market the FX-9000P under its own name through its existing U. S. calculator sales channels, which include department and discount stores, at an as-yet undetermined price. About 60% of Casio annual sales of \$770 million comes from exports, and Shimura indicates that the ratio should be about the same for the company's three new products.

Yet Shimura does not quite know what kind of sales to expect, because Casio eschews market research. "We just look at other makers to see how much they are selling," he claims. "We think imagining a market is important. If you spend time searching for a market in electronics, progress will pass you by. You have to take certain risks." Casio encourages its engineers to dream up new products or improvements on the assumption that they will create their own demand.

Making music. Illustrating this philosophy is the one-keyboard VL-1, billed as a musical instrument for people who cannot play conventional ones. Casio claims it is the world's first consumer product built around a very large-scale integrated circuit, which has about the complexity of a 64-K RAM. A foot long and weighing almost a pound, it contains 29 keys that can produce 100 million

different sounds over 4½ octaves and in dozens of tone combinations. The instrument's memory holds any melody played on it of up to 100 notes. Sales started on Feb. 24 at a list price of \$62 in Japan and with an initial monthly production of 70,000 units. An unspecified number is being exported.

Shimura readily admits that he does not know which market segment the VL-1 will appeal to most. But he does not seem troubled by

that. "The VL-1's significance is its demonstration of the new types of product that are possible with VLSI," he says.

That is certainly true of Casio's third product, a translator capable of turning 2,508 words in Japanese into English and vice versa and including a voice synthesizer that utters 263 everyday English phrases with intonation. It includes nine 192-K C-MOS ROM devices.

-Robert Neff,
McGraw-Hill World News

France

Speech synthesis laboratory plans to take on 11 European languages

The best way to teach a speech chip from Texas 11 European languages is probably to send it directly to Europe. That is why Texas Instruments Inc. is setting up the first of several European speech synthesis laboratories at its European headquarters.

Billed as the first such installation on the Continent, TI's "speech production lab" in Villeneuve-Loubet, just outside Nice, will not only provide applications support for European customers but also develop speech synthesis algorithms and some hardware specifically for Europe.

At first, the new lab will be largely committed to providing services for European customers—speech recording, digitizing, coding, and editing. Previously, such customers could turn only to TI headquarters in Dallas for these services, an especially awkward procedure for languages other than English.

Right now, the new lab is equipped to handle analog recording and digitizing and the delicate task of manually editing synthesized speech in French and Italian, explains its manager, Larry Brantingham. He was largely responsible for TI's basic synthesis circuit, the TMC 0280 [*Electronics*, Aug. 31, 1978, p. 109]. Within a few months, the lab will also be able to handle the voice-encoding and data-compres-

sion stages in the synthesis process, as well as calculate the correlation coefficients for the lattice filter that in TI's linear-predictive-coding system models the vocal tract.

The need to edit. Manual editing of the coded, compressed data is the sticking point in the whole process. "It is an art more than a science," observes Gérard Benbassat, a speech synthesis engineer who recently joined TI Europe's staff. "We want to do 11 languages, so we must reduce the complexity of the editing process."

Pitch is part of the problem—but it is the easiest element to correct manually. And indeed, if TI did not use data compression, pitch correction would be about the only manual editing needed, says Brantingham. But in order to conserve semiconductor memory space, he goes on, it is well worth the trouble of manually correcting the audible deficiencies, that stem from compressing the coded speech data from a mean rate of 1,650 bits per second down to one of 1,000 b/s.

The most common deficiencies caused by data compression are soft plosives (due to incorrect energy levels), wrong voicing decisions (for instance, coding a vowel sound as a consonant or vice versa), and "smeared" transitions between changing sounds.

The last of these is the hardest to


Exclusive new Zenith CRT Display with L-Power for logic circuits means lower system cost.

This is no ordinary CRT Display. It also provides the power for your terminal logic circuits. This unique, scan-derived system replaces conventional power supplies, and results in CRT Display systems that are compact, uncomplicated, and have fewer parts. You get optimum reliability, a cooler-running terminal and lower system cost.

The Zenith CRT Display testing program subjects test units to

thousands of hours, under extreme humidity, vibration, altitude, and temperature conditions. And exhaustive analyses of components and subassemblies, including electron microscope and thermograph scans in the Zenith Reliability Lab.

All Zenith CRT Displays: 5", 9", 12", and 15" are available with this innovative new L-Power system. For further information write: CRT Display Engineering Division, Zenith Radio Corporation, 1000 Milwaukee Avenue, Glenview, Illinois 60025, or call (312) 773-0074.




THE NEXT LOGICAL MOVE

NEW ZENITH L-POWER CRT DISPLAY CHASSIS AND TERMINAL POWER SUPPLY COMBINED

CONVENTIONAL CRT DISPLAY CHASSIS WITH SEPARATE TERMINAL POWER SUPPLY

ZENITH[®]

The quality goes in before the name goes on.



THIN-TRIM® & SEAL-TRIM® VARIABLE CAPACITORS

Thin-Trim® capacitors are an advanced development in miniaturized variable capacitors for applications in circuits where size and performance are critical.

Seal-Trim® capacitors are Thin-Trim® capacitors encapsulated in a moisture-proof housing which eliminates dirt, dust, solder flux and atmospheric contamination.

- Low Drift Rates
- High Q
- High Volumetric Efficiency
- Capacitance Ranges:
.25-.7 pF to 20-100 pF in Three Sizes

**Electronic Accuracy
Through
Mechanical Precision**

The logo for Johanson Corporation, featuring the name 'Johanson' in a stylized, cursive script font enclosed within an oval border.

**Manufacturing
Corporation**

400 Rockaway Valley Road
Boonton, New Jersey 07005
201-334-2676
TWX 710-987-8367

correct. It stems from the fixed 8-kilohertz sampling time used in TI's existing speech systems. Though the resulting 25-millisecond sampling frame is adequate for most sounds, it is too long for some rapid vocal transitions. In such cases, the transition is "smeared" and correcting the situation requires manual modification of the coefficients controlling the lattice filter.

It is the lack of any obvious relationship between the values of these coefficients and the perceived sounds they result in that prompts Benbasat to describe editing as an "art." "The goal is getting the editing process into more meaningful forms," he adds. And one way TI hopes to do so is by supplying its editors with graphics display screens.

In addition to the basic readout of the values for each of the 10 coefficients used, plus the energy level for each sampling frame, editors will be

able to see the digitized speech signal on the screen. Visualizing the spectral amplitude peaks should go a long way toward making the editors' job easier, the TI engineers explain.

Prospects. TI is reluctant to provide much information on the kind of specialized speech synthesis circuits it plans to develop in France once its basic customer service is operating smoothly. But Frank F. E. Owen, telecommunications strategy manager for the company's European semiconductor group, sees speech synthesis circuits working their way into "intelligent" telephones. Such circuits, he explains, could not only supply prompting—for example, asking callers to phone back tomorrow—but could also provide dialing tones. In videotex applications a speech synthesis circuit could also serve as a multifrequency tone generator for telephone access to data banks. **-Kenneth Dreyfack**

West Germany

Post office to install sophisticated phones, leading the way in Western Europe


The new telephone sets that West Germany's post office will start offering its subscribers this summer make calling someone so easy that the postal authorities have dubbed the model the Komfort-Telefon. Like other such phones in the U. S. and Canada, they boast abbreviated dialing, repeat dialing, an emergency direct-call mode, and dialing with the receiver on the hook. And replacing the often shrill ring is a melodious three-tone sound. Even so, the comfort telephone is no larger than an ordinary one, having only one extra row of push-button keys, for 16 keys all told.

Modes. For abbreviated dialing, the user pushes only two keys to call up any of 10 numbers stored in the set. Each number may have as many as 15 digits to accommodate those long international numbers. In repeat dialing, initiated by depressing only one key, the last number dialed can be repeated and sent out any

number of times. In the direct-call mode, a particular number stored in the set is automatically called when any one key is depressed—a useful emergency service for the sick and elderly or for small children when their parents are not at home.

All modes may be used with the receiver on the hook, a convenience that keeps one hand free. Furthermore, the volume can be turned up at will, since the set contains a loudspeaker that can allow other people in the room to hear what is being said. Finally, a built-in lock can be used to block the keys and so prevent unauthorized persons from making calls.

Other communications authorities in Europe—those in France, Denmark, and elsewhere—are also preparing to introduce comfort phones. Some will be even more sophisticated than the German sets in that they incorporate a display showing time of day, length of phone call,



Sometimes a small chip can be a great DAC.

For sure that's true when it's a 14-bit multiplying DAC in a 20-pin DIP and priced at only \$29 in 100s. Even more so when the speed, accuracy, and other features are fully equal to those found in expensive modules.

The HS3140 is the first true 14-bit monolithic DAC, and

frankly we're proud of the accomplishment. But it's what you'd expect from design and engineering resources dedicated to one technology — data conversion. Only data conversion specialists could combine precision analog circuitry with the economy of a monolithic in such a high performance package.

Call or write for technical details on the HS3140: Among them you'll find some very interesting specifications, including 0.003% linearity and guaranteed monotonicity.

Hybrid Systems CORPORATION

Crosby Drive, Bedford, MA 01730. Tel. (617) 275-1570 (TWX 710-326-7584 HYBRIDSYS BFRD)

In Germany: Hybrid Systems GmbH, Luisenplatz 4, 6100 Darmstadt, Germany. Tel. (06151)-291595 (TELEX 419390 HYSY D)

In the United Kingdom: Hybrid (Component) Systems U.K. Ltd., 12A Park Street, Camberley, Surrey. Tel. (0276)28128 (TELEX 858720 HYBRID G)

In France: Hybrid Systems S.A.R.L. 14 Rue du Morvan SILIC 525, 94633 Rungis CEDEX, France. Tel. (1)-6878336 (TELEX 250969 HYSYS)

and number of elapsed pulses (which communications authorities use to figure out the charges).

Six communications firms are building the West German sets, among them the Stuttgart-based ITT affiliate Standard Elektrik Lorenz AG, which has already received an order to manufacture 60,000 units. The firms must meet the post office's technical and operational requirements but are free to implement them with whatever hardware they choose to use.

More business. For a number of semiconductor houses in Europe also, the new phones have already become a substantial components business. The Freiburg, West Germany-based ITT Semiconductors Group, for example, supplied "several hundred thousand" of its loop disconnect dialer circuits last year, thereby becoming Europe's leading supplier of such devices. For this

year the company expects orders of the same magnitude, primarily from France and West Germany.

The ITT group is also supplying 1-K complementary-MOS memories, and starting in the fall of this year it will supply three-tone integrated circuits as well. In addition, the group will deliver its SAA 6002 microcomputer to the Danish communications equipment maker Kirk and to an undisclosed French firm.

In control. The SAA 6002 is a single-chip 4-bit C-MOS microcomputer that can handle all the features of a comfort phone. It also drives a liquid-crystal display showing the time and all call-related information such as the call length, the elapsed time, the stored number being called, or any nonstored number being dialed.

Operating off a 3-volt supply, the microcomputer consumes only 45 microwatts in standby and 135 μ W

in operation. The chip measures 14 millimeters (550 mils) on a side and comes in a 60-pin plastic flatpack only 2 mm thick.

Other suppliers of microprocessors or ICs to comfort phone builders are Texas Instruments Inc., Siemens AG, and AEG-Telefunken.

Internal use. Aside from telephones for direct access to the public network, the industry is building comfort sets for internal applications; that is, for use within organizations and connected to private branch exchange systems. These sets do not require to have post office approval.

Among the firms offering such sets are Siemens, with its comfoset 150 and Frankfurt-based Telefonbau und Normalzeit, an AEG-Telefunken affiliate, with its TK 4. Both of these telephone sets have roughly the same features as appear on the post office ones. **-John Gosch**

If your colleague has already removed TI's handy wall chart reference guide of **104** Schottky TTL and Bipolar Memory functions, send us the coupon and we'll send you a copy for your own wall.



TEXAS INSTRUMENTS
INCORPORATED



Mail to:
Texas Instruments Incorporated
M/S 308
P.O. Box 225012
Dallas, Texas 75265

Name _____

Company _____

Address _____

City _____

State _____ Zip _____

83938C-E

Schottky-TTL and Bipolar Memories from Texas Instruments

DECODERS/ MULTIPLEXERS

VCOs

COMPARATORS

FIFO MEMORY BUFFER

FLIP-FLOPS AND LATCHES

CONTROLLERS

DEVICE	DESCRIPTION
DECODERS/MULTIPLEXERS	
54S/74S138	1-of-8 Decoder/Demultiplexer
54S/74S139	Dual 1-of-4 Decoder/Demultiplexer
54S/74S151	8-Input Multiplexer
54S/74S153	Dual 4-Input Multiplexer
54S/74S157	Quad 2-Input Multiplexer (Noninverting)
54S/74S158	Quad 2-Input Multiplexer (Inverting)
54S/74S251	8-Input Multiplexer (3-State)
54S/74S253	Dual 4-Input Multiplexer (3-State)
54S/74S257	Quad 2-Input Multiplexer (3-State)
54S/74S258	Quad 2-Input Multiplexer (3-State)
REGISTERS	
54S/74S194	4-Bit Right/Left Shift Register
54S/74S195	4-Bit Shift Register
54S/74S299	8-Bit Universal PIP0 Shift Register
VCOs	
54S/74S124	Dual Voltage-Controlled Oscillator
COMPARATORS	
54S/74S85	4-Bit Magnitude Comparator
FIFO MEMORY BUFFER	
74S225	16-Words × 5-Bits First-In First-Out
BUFFERS	
54S/74S37	Quad 2-Input NAND Buffer
54S/74S38	Quad 2-Input NAND Buffer (Open Collector)
54S/74S40	Dual 4-Input NAND Buffer
FLIP-FLOPS AND LATCHES	
54S/74S74	Dual D Flip-Flop
54S/74S112	Dual J-K Edge-Triggered Flip-Flop
54S/74S113	Dual J-K Edge-Triggered Flip-Flop
54S/74S114	Dual J-K Edge-Triggered Flip-Flop
54S/74S174	Hex D Flip-Flop w/Clear
54S/74S175	Quad D Flip-Flop w/Clear
54S/74S373	Octal Transparent Latch (3-State)
54S/74S374	Octal D-Type Flip-Flop (3-State)
CONTROLLERS	
54S/74S412	Multimode Buffered 8-Bit Latched Port
54S/74S428	8-Bit Microprocessor Controller
54S/74S482	Expandable Bit-Slice Control Element

DEVICE	DESCRIPTION
TRANSCEIVERS, RECEIVERS, LINE DRIVERS	
54S/74S140	Dual 4-Input NAND 50-Ohm Line Driver
54S/74S226	Latched Bus Transceivers
54S/74S240	Octal 3-State Driver (Inverting)
54S/74S241	Octal 3-State Driver (Noninverting)
54S/74S340	Octal 3-State Receiver/Driver (Inverting)
54S/74S341	Octal 3-State Receiver/Driver (Noninverting)
54S/74S344	Octal 3-State Receiver/Driver (Noninverting)
54S/74S436	Quad Buffer/Memory Driver (Damped)
54S/74S437	Quad Buffer/Memory Driver
54S/74S244	Octal 3-State Receiver/Driver (Noninverting)
PROCESSOR ELEMENTS, OPERATORS	
54S/74S181	4-Bit ALU
54S/74S182	Look-Ahead Carry Generator
54S/74S274	4-Bit by 4-Bit Parallel Binary Multiplier
54S/74S275	7-Bit-Slice Wallace Tree
54S/74S280	9-Bit Odd/Even Parity Generator/Checker
54S/74S281	Expandable Parallel Binary Accumulator
54S/74S283	4-Bit Full Adder
54S/74S381	4-Bit ALU
54S/74S481	Expandable Bit-Slice Processor Element
COUNTERS	
54S/74S162	BCD Decade Counter, Synchronous Reset
54S/74S163	4-Bit Binary Counter, Synchronous Reset
54S/74S168	BCD Decade Counter, Synchronous Reset
54S/74S169	4-Bit Binary Counter, Synchronous Reset
54S/74S196	BCD Decade Counter
54S/74S197	4-Bit Binary Counter
GATES	
54S/74S00	Quad 2-Input NAND Gate
54S/74S02	Quad 2-Input NOR Gate
54S/74S03	Quad 2-Input NAND Gate (Open Collector)
54S/74S04	Hex Inverter
54S/74S05	Hex Inverter (Open Collector)
54S/74S08	Quad 2-Input AND Gate
54S/74S09	Quad 2-Input AND Gate (Open Collector)
54S/74S10	Triple 3-Input NAND Gate
54S/74S11	Triple 3-Input AND Gate
54S/74S15	Triple 3-Input AND Gate (Open Collector)
54S/74S20	Dual 4-Input NAND Gate
54S/74S22	Dual 4-Input NAND Gate (Open Collector)
54S/74S30	8-Input NAND Gate
54S/74S32	Quad 2-Input OR Gate
54S/74S51	Dual AND-OR-INVERT Gate
54S/74S64	4-2-3-2 Input AND-OR-INVERT Gate
54S/74S65	4-2-3-2 Input AND-OR-INVERT Gate (Open Collector)
54S/74S86	Quad Exclusive OR Gate
54S/74S132	Quad 2-Input Schmitt Trigger
54S/74S133	13-Input NAND Gate
54S/74S134	12-Input NAND Gate (3-State)
54S/74S135	Quad Exclusive OR/NOR Gate
54S/74S260	Dual 5-Input NOR Gate

DEVICE	DESCRIPTION			
RAMs				
54S/74S189A	64-Bit RAM (16W × 4B) (3-State)			
54S/74S201	256-Bit RAM (256W × 1B) (3-State)			
54S/74S289A	64-Bit RAM (16W × 4B) (Open Collector)			
54S/74S301	256-Bit RAM (256W × 1B) (Open Collector)			
HIGH PERFORMANCE PROMs				
TBP18S030	32 Words × 8-Bit PROM			
TBP18SA030	32 Words × 8-Bit PROM (Open Collector)			
TBP24S10	256 Words × 4-Bit PROM			
TBP24SA10	256 Words × 4-Bit PROM (Open Collector)			
TBP24S41	1024 Words × 4-Bit PROM			
TBP24SA41	1024 Words × 4-Bit PROM (Open Collector)			
TBP24S81	2048 Words × 4-Bit PROM			
TBP24SA81	2048 Words × 4-Bit PROM (Open Collector)			
TBP24S81-55	2048 Words × 4-Bit 55ns PROM			
TBP24SA81-55	2048 Words × 4-Bit 55ns PROM (Open Collector)			
TBP18S030	32 Words × 8-Bit PROM			
TBP18SA030	32 Words × 8-Bit PROM (Open Collector)			
TBP28LA22	256 Words × 8-Bit PROM (Open Collector)			
TBP28S42	512 Words × 8-Bit PROM			
TBP28SA42	512 Words × 8-Bit PROM (Open Collector)			
TBP28S46	512 Words × 8-Bit PROM			
TBP28SA46	512 Words × 8-Bit PROM (Open Collector)			
TBP28S86	1024 Words × 8-Bit PROM			
TBP28SA86	1024 Words × 8-Bit PROM (Open Collector)			
TBP28S86-60	1024 Words × 8-Bit 60ns PROM			
TBP28SA86-60	1024 Words × 8-Bit 60ns PROM (Open Collector)			
TBP28S166	2048 Word × 8-Bit PROM			
PROM PERFORMANCE SUMMARY				
BIT SIZE	DEVICE	ORGANIZATION	TYPICAL ADDRESS ACCESS TIME	TYPICAL POWER DISSIPATION
256	TBP18S030 TBP18SA030	32W × 8B	25 ns	400 mW
1K	TBP24S10 TBP24SA10	256W × 4B	35 ns	375 mW
2K	TBP28L22 TBP28LA22	256W × 8B	45 ns	375 mW
4K	TBP28S42 TBP28SA42	512W × 8B	35 ns	500 mW
	TBP28S46 TBP28SA46	512W × 8B	35 ns	500 mW
	TBP24S41 TBP24SA41	1024W × 4B	40 ns	475 mW
8K	TBP28S86-60 TBP28SA86-60	1024W × 8B	35 ns	550 mW
	TBP28S86 TBP28SA86	1024W × 8B	45 ns	625 mW
	TBP28L86	1024W × 8B	65 ns	275 mW
	TBP24S81-55 TBP24SA81-55	2048W × 4B	35 ns	550 mW
	TBP24S81 TBP24SA81	2048W × 4B	45 ns	625 mW
16K	TBP28S166	2048W × 8B	35 ns	500 mW
A = OPEN COLLECTOR; L = LOW POWER				

New PROM numbering system tells you more.

The new numbering system now being used on all TI PROMs is an index to the distinctive qualities of each device. The new code is logical. Convenient. And, with familiarity, easy to understand. Here's how it works:

TBP 2 4S81N — The first digit indicates the Programming Family. All 1s program alike. All 2s alike.

TBP2 4 S81N — The second digit tells you the Output Word Width.


TBP24 S 81N — This letter, or letters, indicates output or performance characteristics. Standard (Schottky) or low-power performance. Power down or registered. Latched. Three state or open collector.

TBP24S 8 1N — This digit, or digits, tells you the complexity. From 256 to 32K bits. 8 means an 8K device.

TBP24S8 1 N — This digit denotes package size and number of pins. In this instance, a 300-mil wide, 18-pin package.

TBP24S81 N — This letter, or letters, tells you the temperature range and package type. N alone indicates a plastic dual-in-line package for operation between 0 and 70° C. J alone indicates a ceramic dual-in-line package over the same commercial range, while MJ indicates a ceramic DIP for the military temperature range of -55° C to 125° C.

For a complete description, see the Bipolar Microcomputer Components Data Book, 2nd edition.



PROMs AND RAMs

TRANSCEIVERS, RECEIVERS, LINE DRIVERS

PROCESSOR ELEMENTS, OPERATORS

ALUs

COUNTERS

GATES AND BUFFERS

High-performance Schottky. From Texas Instruments.

Family Portrait

From S00 to S482. From the first device to the very latest, TI's Schottky TTL Family set new performance and design standards by taking on tasks well beyond the capabilities of 54/74 TTL. And today, it's working harder than ever. Working in state-of-the-art processors and peripherals. Working more reliably, at lower cost, in less space.



Setting design standards since 1970, the industry's first family of Schottky TTL functions continues to be the workhorse in wide-ranging applications for today's state-of-the-art processors and peripherals.

The family includes all basic MSI and LSI functions, microprocessor bit-slice support functions and memories to cost-effectively and compatibly evolve sophisticated systems designs for the smooth, orderly transition to Advanced Schottky.

And, when you're ready for 'AS'

'AS' will be ready for you. TI's third generation TTL Family features a typical 1.5 ns/gate delay at 20 mW. You'll find increased complexities at all levels. Double density MSI and LSI in 300-mil wide, 24-pin DIPs — even 20-pin gate solutions. System designs with 'S' and 'AS' Families mean fewer packages and less overall power, saving you design time, board space

and production costs. Of course, 'AS' is compatible with 57/74, 54LS/74LS, 54ALS/74ALS and 54S/74S series devices.

New bipolar PROM developments

TI's popular PROM Family is also expanding and the months ahead will see new ways to boost performance, cut power requirements and save memory board space.

- Registered output PROMs — will save space and increase throughput. Ideal for pipeline applications — upward compatible from standard 8K PROMs so you can factor in on-chip registers with minimum redesign, fewer packages.
- Power-down PROMs — operate

at 20% of active power level when disabled, with no speed penalty.

- Even lower low-power PROMs — new series on the way — some with power dissipation of only 250 mW.
- Greater densities/smaller packages — new by 8 organizations in 300-mil, 24-pin packages will save up to 50% in board space.

All TI PROM Family members share design enhancement features such as titanium-tungsten fuse links and lower current pnp inputs for easy interfacing with MOS and bipolar microprocessors. All TI PROMs from 1K to 16K program via a single specification, and they're all Schottky-clamped for the best possible speed/power combination, again setting the standards for programmability and reliability.

The logical choice.

Add these 104 Schottky TTL functions to the 247 LS functions and you have the widest choice in the industry. An unmatched choice of compatible catalog functions that offer effective TTL solutions to state-of-the-art systems design.



TI Sales Offices

ALABAMA: Huntsville, 500 Wynn Drive, Suite 514, Huntsville, AL 35805, (205) 837-7530.

ARIZONA: Phoenix, P.O. Box 35160, 8102 N. 23rd Ave., Suite A, Phoenix, AZ 85069, (602) 249-1313.

CALIFORNIA: El Segundo, 831 S. Douglas St., El Segundo, CA 90245, (213) 973-2571; Irvine, 17620 Fitch, Irvine, CA 92714, (714) 545-5210; San Diego, 4333 View Ridge Ave., Suite B., San Diego, CA 92123, (714) 278-9600; Sunnyvale, P.O. Box 518, 776 Palomar Ave., Sunnyvale, CA 94086, (408) 732-1840.

COLORADO: Denver, 9725 E. Hampden St., Suite 301, Denver, CO 80231, (303) 695-2800.

CONNECTICUT: Wallingford, 9 Barnes Industrial Park Rd., Barnes Industrial Park, Wallingford, CT 06492, (203) 269-0074.

FLORIDA: Clearwater, 2280 U.S. Hwy. 19 N., Suite 232, Clearwater, FL 33515, (813) 796-1928; Ft. Lauderdale, 2785 N.W. 62nd, Suite A, Ft. Lauderdale, FL 33309, (305) 973-8502; Winter Park, 1850 Lee Rd., Suite 115, Winter Park, FL 32789, (305) 644-3535.

GEORGIA: Atlanta, 3300 Northeast Expy., Suite 9, Atlanta, GA 30341, (404) 452-4800.

ILLINOIS: Arlington Heights, 515 W. Algonquin, Arlington Heights, IL 60005, (312) 640-3000.

INDIANA: Ft. Wayne, 2020 Inwood Dr., Ft. Wayne, IN 46805, (219) 424-3174; Indianapolis, 2343 S. Lynhurst, Suite J-400, Indianapolis, IN 46241, (317) 248-8555.

TI Distributors

ALABAMA: Huntsville, Hall-Mark (205) 837-8700.

ARIZONA: Phoenix, Kieruff Electronics (602) 243-4101; R.V. Weatherford (602) 272-7144; Tempe, Marshall Industries (602) 968-6181.

CALIFORNIA: Anaheim, R.V. Weatherford (714) 634-9600; Canoga Park, Marshall Industries (213) 999-5001; Chatsworth, JACO (213) 998-2200; Costa Mesa, TI Supply (714) 979-5391; El Monte, Marshall Industries (213) 586-0141; El Segundo, TI Supply (213) 973-5150; Glendale, R.V. Weatherford (213) 849-3451; Goleta, RPS (805) 964-6823; Irvine, JACO (714) 540-5600; Marshall Industries (714) 556-6400; Los Angeles, Kieruff Electronics (213) 725-0325; RVS (213) 748-1271; Palo Alto, Kieruff Electronics (415) 968-6292; Pomona, R.V. Weatherford (714) 623-1251; Sacramento, TI Supply (916) 924-8521; San Diego, Arrow Electronics (714) 565-4800; Kieruff Electronics (714) 278-2112; Marshall Industries (714) 578-9600; R.V. Weatherford (714) 278-7400; Santa Barbara, R.V. Weatherford (805) 465-8551; Santa Clara, United Components (408) 496-8900; Sunnyvale, Arrow Electronics (408) 745-6600; Marshall Industries (408) 732-1100; Time Electronics (408) 734-9888; TI Supply (408) 732-5555; United Components (408) 496-6900; Torrance, Time Electronics (213) 320-0880; Tustin, Kieruff Electronics (714) 731-5711.

COLORADO: Denver, Arrow Electronics (303) 758-2100; Diplomat/Denver, (303) 740-8300; Kieruff Electronics (303) 371-6500; Englewood, R.V. Weatherford (303) 770-9762.

CONNECTICUT: Hamden, TI Supply (203) 281-4669; Orange, Milgray/Connecticut (203) 795-0714; Wallingford, Arrow Electronics (203) 265-7741; Marshall Industries (203) 265-3822.

FLORIDA: Clearwater, Diplomat/Southland (813) 443-4514; Ft. Lauderdale, Arrow Electronics (305) 973-8502; Diplomat/Ft. Lauderdale (305) 971-7160; Hall-Mark/Miami (305) 971-9280; Orlando, Hall-Mark/Orlando (305) 855-4020; Palm Bay, Arrow Electronics (305) 725-1480; Diplomat/Florida (305) 725-4520; St. Petersburg, Kieruff Electronics (813) 576-1966; Winter Park, Milgray Electronics (305) 647-5747.

GEORGIA: Norcross, Arrow Electronics (404) 449-8252; Marshall Industries (404) 923-5750.

ILLINOIS: Arlington Heights, TI Supply (312) 640-2964; Bensenville, Hall-Mark/Chicago (312) 860-3800; Elk Grove Village, Kieruff Electronics (312) 640-0200; Chicago, Newark Electronics (312) 638-4411; Schaumburg, Arrow Electronics (312) 893-9420.

MARYLAND: Baltimore 1 Rutherford Pl., 7133 Rutherford Rd., Baltimore, MD 21207, (301) 944-8600.

MASSACHUSETTS: Waltham, 504 Totten Pond Rd., Waltham, MA 02154, (617) 890-6671.

MICHIGAN: Southfield, Central Park Plaza, 26211 Central Park Blvd., Suite 215, Southfield, MI 48076, (313) 353-0830.

MINNESOTA: Edina, 7625 Parklawn, Edina, MN 55435, (612) 830-1600.

MISSOURI: Kansas City, 8080 Ward Pkwy., Kansas City, MO 64114, (816) 523-2500; St. Louis, 2368 Schuetz Rd., St. Louis, MO 63141, (314) 432-3333.

NEW JERSEY: Clark, 292 Terminal Ave. West, Clark, NJ 07066, (201) 574-9800.

NEW MEXICO: Albuquerque, 5907 Alice N.E., Suite E, Albuquerque, NM 87110, (505) 265-8491.

NEW YORK: East Syracuse, 6700 Old Collamer Rd., East Syracuse, NY 13057, (315) 463-9291; Endicott, 112 Nanticoke Ave., P.O. Box 618, Endicott, NY 13760, (607) 754-3900; Melville, 1 Huntington Quadrangle, Suite 3C10, P.O. Box 2936, Melville, NY 11747, (516) 454-6600; Poughkeepsie, 201 South Ave., Poughkeepsie, NY 12601, (914) 473-2900; Rochester, 1210 Jefferson Rd., Rochester, NY 14623, (716) 461-1800.

NORTH CAROLINA: Charlotte, 8 Woodlawn Green, Woodlawn Rd., Charlotte, NC 28210, (704) 527-0930.

OHIO: Beachwood, 23408 Commerce Park Rd., Beachwood, OH 44122, (216) 464-6100; Dayton, Kingsley Bldg., 4124 Linden Ave., Dayton, OH 45432, (513) 258-3877.

INDIANA: Ft. Wayne, Ft. Wayne Electronics (219) 423-3422; Indianapolis, Graham Electronics (317) 634-8202; Arrow Electronics (317) 243-9353; TI Supply (800) 325-1039.

IOWA: Cedar Rapids, Deeco (319) 365-7551.

KANSAS: Lenexa, Component Specialties (913) 492-3555; Shawnee Mission, Hall-Mark/Kansas City (913) 888-4747; Wichita, LCDMP Inc. (316) 265-9507.

MARYLAND: Baltimore, Arrow Electronics (202) 737-1700, (301) 247-5200; Hall-Mark/Baltimore (301) 796-9300; Columbia, Diplomat/Maryland (301) 995-1226; Rockville, Milgray/Washington (301) 468-6400.

MASSACHUSETTS: Billerica, Kieruff Electronics (617) 667-8331; Burlington, Marshall Industries (617) 272-8200; Waltham, TI Supply (617) 890-0510; Woburn, Arrow Electronics (617) 933-8130; Time Electronics (617) 935-8080.

MICHIGAN: Ann Arbor, Arrow Electronics (313) 971-8220; Oak Park, Newark Electronics (313) 967-0600; Farmington, Diplomat (313) 477-3200; Grand Rapids, Newark Electronics (616) 241-6681.

MINNESOTA: Edina, Arrow Electronics (612) 830-1800; Kieruff Electronics (612) 835-4388; Minneapolis, Diplomat (612) 788-8601.

MISSOURI: Earth City, Hall-Mark/St. Louis (314) 291-5350; Kansas City, LCDMP Inc. - Kansas City (816) 221-2400; TI Supply (816) 753-4750; St. Louis, Arrow Electronics (314) 567-6888; LCDMP Inc. - St. Louis (314) 291-6200; TI Supply (314) 569-2258.

NEW HAMPSHIRE: Manchester, Arrow Electronics (603) 668-6968.

NEW JERSEY: Camden, General Radio Supply (609) 964-8560; Clark, TI Supply (201) 382-6400; Clinton, Marshall Industries (201) 340-1300; Fairfield, Kieruff Electronics (201) 575-6750; Marlton, Milgray/Delaware Valley (609) 424-1300; Moorestown, Arrow Electronics (609) 235-1900; Saddlebrook, Arrow Electronics (201) 797-5800; Totowa, Diplomat/New Jersey (201) 785-1830.

NEW MEXICO: Albuquerque, Arrow Electronics (505) 243-4566; International Electronics (505) 262-2011; United Components (505) 345-9981.

NEW YORK: Endwell, Marshall Industries (607) 754-1570; Freeport, Milgray Electronics (516) 546-5600; N.J. (800) 645-3986; Hauppauge, Arrow Electronics (516) 231-1000; JACO (516) 273-5500; Liverpool, Arrow/Syracuse (315) 462-1000; Melville, Diplomat (516) 454-6400; New York, Wislhire Electronics (212) 682-8707; Rochester, Arrow Rochester (716) 275-0300; Rochester Radio Supply (716)

OKLAHOMA: Tulsa, 3105 E. Skelly Dr., Suite 110, Tulsa, OK 74105, (918) 749-9548.

OREGON: Beaverton, 10700 S.W. Beaverton Hwy., Suite 565, Beaverton, OR 97005, (503) 643-6759.

PENNSYLVANIA: Ft. Washington, 575 Virginia Dr., Ft. Washington, PA 19034, (215) 643-6450.

TENNESSEE: Knoxville, 106 Cavetton Rd., Apt. 1F, Knoxville, TN 37919, (615) 691-3380; Johnson City, P.D. Drawer 1255, Erwin Hwy., Johnson City, TN 37601, (615) 282-2200.

TEXAS: Austin, 12501 Research Bldg., P.O. Box 2909, Austin, TX 78723, (512) 250-7655; Dallas, P.O. Box 225214, Dallas, TX 75265, (214) 995-6531; Houston, 9000 Southwest Frwy., Suite 400, Houston, TX 77036, (713) 778-6592.

UTAH: Salt Lake City, 3672 West 2100 South, Salt Lake City UT 84120, (801) 973-6310.

VIRGINIA: Arlington, Crystal Square 4, 1745 Jefferson Davis Hwy., Suite 600, Arlington, VA 22202, (703) 553-2200; Midlothian, 13000 711 Sutters Mill Cr., Midlothian, VA 23113, (804) 744-1487; Richmond, 3930 Beulah Rd., Richmond, VA 23234, (804) 275-8148.

WASHINGTON: Redmond, 2723 152nd Ave., N.E. Bldg 6, (206) 881-3080, Redmond, WA 98052.

CANADA: Ottawa, 436 McClaren St., Ottawa, Canada, K2P0M8, (613) 233-1177; Richmond Hill, 280 Centre St. E., Richmond Hill L4C1R1, Ontario, Canada, (416) 884-9181; St. Laurent, Ville St. Laurent Quebec, 9400 Trans Canada Hwy., St. Laurent, Quebec, Canada H4S1R7, (514) 334-3635.

454-7800; Marshall Industries (716) 235-7620; Syracuse, Diplomat (315) 652-5000.

NORTH CAROLINA: Raleigh, Hall-Mark (919) 832-4465; Winston-Salem, Arrow Electronics (919) 725-8711.

OHIO: Centerville, Arrow Electronics (513) 435-5563; Cleveland, TI Supply (216) 464-6100; Cincinnati, Graham Electronics (513) 732-1661; Columbus, Hall-Mark/Dnio (614) 846-1882; Dayton, ESCO Electronics (513) 226-1133; Marshall Industries (513) 236-8085; Highland Heights, Hallmark/Cleveland (216) 473-2907; Solon, Arrow Electronics (216) 248-3990.

OKLAHOMA: Tulsa, Component Specialties (918) 664-2820; Hall-Mark/Tulsa (918) 835-8458; TI Supply (918) 749-9543.

OREGON: Beaverton, Almac/Stroum Electronics (503) 641-9070; Portland, Kieruff Electronics (503) 641-9150.

PENNSYLVANIA: Huntington Valley, Hall-Mark/Philadelphia (609) 424-0880; Pittsburgh, Arrow Electronics (412) 856-7000.

TEXAS: Austin, Component Specialties (512) 837-8922; Hall-Mark/Austin (512) 837-2814; Harrison Equipment (512) 458-3555; Dallas, Component Specialties (214) 357-6511; Hall-Mark/Dallas (214) 341-1147; International Electronics, (214) 233-9323; TI Supply (214) 238-8882; El Paso, International Electronics (915) 778-9761; Houston, Component Specialties (713) 771-7237; Hall-Mark/Houston (713) 781-6100; Harrison Equipment (713) 652-4700; TI Supply (713) 776-6530.

UTAH: Salt Lake City, Diplomat/Altland (801) 486-4134; Kieruff Electronics (801) 973-6913.

WASHINGTON: Redmond, United Components (206) 885 1985; Seattle, Almac/Stroum Electronics (206) 763-2300; Kieruff Electronics (206) 575-4420; Tukwila, Arrow Electronics (206) 575-0907.

WISCONSIN: Oak Creek, Arrow Electronics (414) 764-6600; Hall-Mark/Milwaukee (414) 761-3000; Waukesha, Kieruff Electronics (414) 784-8160.

CANADA: Calgary, Cam Gard Supply (403) 287-0520; Future Electronics (403) 259-6408; Downsview, CESCO Electronics (416) 661-0220; Edmonton, Cam Gard Supply (403) 426-1805; Halifax, Cam Gard Supply (902) 454-8581; Kamloops, Cam Gard Supply (604) 372-3338; Moncton, Cam Gard Supply (506) 855-2200; Montreal, CESCO Electronics (514) 735-5511; Future Electronics (514) 731-7441; Ottawa, CESCO Electronics (613) 729-5118; Future Electronics (613) 820-8313; Quebec City, CESCO Electronics (418) 687-4231; Regina, Cam Gard Supply (306) 525-1317; Saskatoon, Cam Gard Supply (306) 652-6424; Toronto, Future Electronics (416) 663-5563; Vancouver, Cam Gard Supply (604) 291-1441; Future Electronics (604) 438-5545; Winnipeg, Cam Gard Supply (204) 786-8481.

TI has 104

Schottky TTL and Bipolar Memory

functions available. That's why you need this handy wall chart reference guide.

Setting design standards since 1970.
The industry's broadest Schottky line. From Texas Instruments.



Quality, reliability top TI's list

Company-wide program makes improvement part of manager's rating and includes comprehensive internal education and training

by Gerald M. Walker, Managing Editor, News

Reliability and quality are right up there with motherhood and apple pie in business circles, but the words no longer are a mere slogan in the semiconductor market. Thanks in part to pressure from Japanese suppliers, quality and its concomitant, reliability, have become competitive weapons to be used in a company's battle for market share. Moreover, quality is now viewed as a means of increasing profit rather than as an overhead expense.

All of the U.S. semiconductor companies are responding to this trend, and among those emphasizing its importance is Texas Instruments Inc. from its headquarters in Dallas. In typical TI fashion, the company has instituted a thoroughgoing, top-to-bottom quality-reliability assurance (QRA) program that involves its end-equipment divisions as well as the semiconductor groups. The goal: a 0.1% rejection rate, which means every device, rather than just samples, must be tested.

In previous years TI has made strategic planning and productivity improvement a part of everyone's lifeblood. Now it's QRA. The fact that president and chief operating officer J. Fred Bucy last December appointed senior vice president and long-time troubleshooter C. Morris Chang to head the company-wide program indicates the seriousness of TI's intent. Chang's mission: to make QRA an integral part of the TI corporate structure.

"The first thing that we are stress-


ing is to identify and refine the quantitative measurements of quality and reliability. I'm a deep believer that if you cannot measure something quantitatively, you can't fix it, and your ability to improve it is handicapped," Chang says.

Late indicators. Some of these measurements, such as the number and kind of products returned from customers, are in place. Chang labels them lagging indicators because they are after the fact. "Returned material is a key index for most semiconductor companies," he observes. "But these are not very useful tools in the day-to-day management of

reliability—in order to have useful tools, you need to know what your quality and reliability levels are before you ship the product."

As a result, TI is now stressing measurement tools concurrent with manufacturing as a means of predicting the customer's perception of quality and reliability. The next step, at present in the experimental stage, is to set up leading indicators—tracking quality and reliability before the product is manufactured.

Finally, with a means of measurement in hand, the company will set specific short- and long-term goals in QRA and develop programs to reach



Pointed remarks. C. Morris Chang, who heads TI's company-wide quality and reliability program, is making the effort an integral part of the corporation's structure.

Probing the news

them. These steps fit into the existing planning procedures.

The most important change, however, has been to make quality and reliability improvement a part of the evaluation of managerial performance. By treating QRA in the same way as the bottom line of a profit and loss statement, TI has won the attention of everyone in the company. And top management is taking it all seriously. For example, one aerospace customer rated TI in sixth place out of eight vendors, "and Chang became unglued," in the words of another TI executive.

Once top management sets such a performance ideal (see illustration), subordinates will respond. "It's only human for the line managers to pay close attention to the essentials they'll be graded on," the executive continues. "Quality is an essential. And so is management intervention and pressure to achieve it. Without such backing, [the program] is not going to fly."

The difference is that in the past managers were rated on quality intentions only. Since February, when the QRA factor was added to performance evaluation, it has been the results that count.

Because of the company's complexity and variety of products, not every segment of TI is at the same level in the QRA program. The product group credited with being first to

emphasize reliability heavily is the bipolar and discrete semiconductors group headed by vice president J. M. Hubbard, who previously spent some four years managing TI's facilities in Japan.

Sales tool. "Quality-reliability is a major strategic challenge," observes Hubbard. "It's not just developing new products, it's not just cost reduction, it's not just productivity—it involves much more interaction with customers. We need feedback in the form of a customer's report card. We want to use reliability to increase our market share."

On the leading edge of the bipolar group's QRA effort are the product teams that deal directly with customers. These teams are responsible for making sure that TI's outgoing inspection tests correlate with the customer's incoming inspection tests. Running across the product operations to form an interactive matrix are functional quality teams. They represent product and process design, front-end processing, assembly and packaging, test, customer services, and quality culture, an internal educational team. When the product teams identify a problem common to a product sold to several customers, they can work with the functional teams to solve it. Meanwhile, the functional teams are pushing their sectors to pull up the reliability of all the product lines.

For example, in the fourth quarter of 1979, the bipolar group set out to upgrade the front-end processing

operation. The front-end team devised a system of certifying and qualifying production workers. To become certified, a worker requires three months of training leading to proof of his or her competence. However, those who make the grade receive premium pay.

Palpable improvement. The result has been a decline in turnover and absenteeism in every quarter since the program began. The team has had measurable impact. Slices processed per hour increased 19%; yield was up 33%. In 1980 rework declined 56% and defect density was down 80%. The goal is to bring rework down to zero by June 30 of this year.

Some 75% of returns are not for electrical faults but for clerical and testing errors. As a result, order and invoice forms have been changed to help reduce typing errors. Inspection of outgoing shipments has been beefed up to make sure that the right parts get into the right orders. Because customers perceive on-time delivery as a quality factor, TI has also organized a customer service quality team. Its job is to concentrate on order-handling paperwork and warehouse and shipping procedures. In addition, this team publishes a quarterly newsletter on quality for customers.


The education and training of personnel is considered important enough to have a team as well. Called the quality culture team, it is responsible for raising employees awareness of quality and reliability. This group drew up the quality performance review form now used for managers. Its efforts have even filtered into the college recruiting program, so that brochures aimed at college graduates include information about the QRA program.

Direct payoff. Does the company-wide program pay off? In terms of meeting the goals of increased market share of and increased profit generated by fundamental cost reductions, the answer is yes. Thus, a recent increase in business from three large customers has been directly attributed to quality and reliability improvement.

As one product line manager remarked, "We're dropping motherhood and substituting profits." □

QUALITY PERFORMANCE REVIEW					30 % QUALITY PERFORMANCE FACTOR	
NAME: John Doe		REPORTS TO: Jane Smith		QUARTER: 1Q 1981		
POSITION: Product marketing eng.						
MAJOR LONG RANGE GOALS	QUARTERLY OBJECTIVES	6 MINIMUM ACCEPTABLE	10 OUTSTANDING	WT. %	WKS. KEY MILESTONES, SUPPORT REQUIRED	
Material return reduction	1. Reduce order entry related RMRS from 2% to <u>0.25</u> %	1%	0.5%	40	<ul style="list-style-type: none"> Coordinate with field sales Check all orders for proper customer p/n Review backlog twice a month for errors Investigate reason for return before issuing RMR number 	
Improved response time on customer requests	2. Improve response time on delivery quotes from 2 days to <u>8</u> hours	24 hrs	12 hrs	60	<ul style="list-style-type: none"> Coordinate with planning Set up quote system on TIOLR Verify customer p/n has SDS/PATS Support from FCC on new loadings requests needed 	

Results. Key in getting response to the program was putting it on a performance-review form. Goals are set and weighted; quality is a percentage of overall performance.



No Competition.

Now a monolithic 9-bit 40 nsec A/D converter. Just \$585.

TRW presents the state of the art.

Now, there's a monolithic 9-bit 40 nsec A/D converter for only \$585 in hundreds. TRW technology gives you the edge: Up to 10-1 power reduction over other video-speed A/D converters, and more than 2/3 size reduction; conversion up to 25 megasamples per second; highest reliability and stability; wide temperature range performance.

Using the TDC1019J is simplicity itself. A convert signal strobes 511 comparators, encodes all their binary outputs into a 9-bit word, and stores the word in an output latch. Unlike other types, our converter needs no sample-and-hold circuit. It works as a *flash converter*, and doesn't depend on tedious successive-approximation techniques. (And it's ECL compatible.)

Our new A/D converter is also available on its own standard 100 mm x 160 mm evaluation board (TDC1019EC). It's fully assembled and tested, equipped with a universal 64-pin edge connector. Using -5.2V and $\pm 15V$ power supplies,



the board accepts and digitizes a 1-volt peak-to-peak signal from a 75-ohm source... at up to 25 megasamples per second.

Price for converter and evaluation board is \$885. In hundreds, just \$685. (Converter only, \$785. In hundreds, \$585. If you order only the converter, we'll enclose the pertinent data sheet/ application notes to help you evaluate it on your own.) Prices are U.S. prices only. Any way you order, you can order

with confidence and the knowledge that TRW has more experience than any other company in the design and production of high speed monolithic A/D and D/A products. (Remember our 8-bit converter? It was revolutionary then. It's now the industry standard.)

Give yourself and your company the TRW edge. Order the no-competition TDC1019J. On the board or by itself. Now in stock at Arrow Electronics and Hamilton/Avnet.

For immediate information, call 714-578-5990, or send in coupon, or just attach your business card to this ad and mail it to us.

TRW LSI Products P.O. Box 2472, La Jolla, CA 92038

E-3

Please send data sheets on the TDC1019EC and TDC1019J 9-bit A/D converter.

Name _____

Company _____

Div./Dept. _____

Mail Code _____

Address _____

City _____

State _____

Zip _____

TRW keeps you ahead in video speed data conversion.

TRW LSI PRODUCTS
An Electronic Components Division of TRW Inc.

World Radio History

Circle 97 on reader service card

High Performance Versatility.

Our Model 110 strip chart recorder combines durability only Gould can deliver with:

- Plug-in amplifiers that cover a wide range of fixed and multi-span voltages and temperatures.
- 99.9% linearity. 10 chart speeds, and sealed follow-up elements.
- Easy-to-read, clear, crisp, dry blue traces of unmatched quality, with no smudges, smears, skips or puddles.

For brochure, call toll-free 800-331-1000. In Oklahoma, call collect 918-664-8300. Gould Inc., Instruments Division, 3631 Perkins Ave., Cleveland, OH 44114.



GOULD
An Electronic Electronics Company


Circle 63 on reader service card

The Instant Replay Family.

The Gould DSO4000 series digital oscilloscope:

- Stores for instant replay what happened before, during, and after an event as long as the unit has power.
- Can expand a stored waveform for closer study and automatically output to strip or X-Y recorder or digital peripheral.
- Can compare a reference signal versus a variable.
- Functions as a conventional scope, waveform recorder, transient recorder.

Write Gould Inc., Instruments Division, 3631 Perkins Avenue, Cleveland, Ohio 44114. For fast literature service call: 800-331-1000.



GOULD
An Electronic Electronics Company

Circle 68 on reader service card

The Portable Performers.

The Gould 220 2-channel and the Gould 260 6-channel recorders offer accuracy, dependability, economy and portability.

These lightweight, rugged recorders offer exceptional performance with a frequency response of 100 Hz and non-linearity of less than 0.5%. Both feature eight push button chart speeds from 1 mm/minute to 125 mm/second. Measurements range from 1 mV per division to 500 V full scale over 12 selected ranges.

Write Gould Inc., Instruments Division, 3631 Perkins Avenue, Cleveland, Ohio 44114.

For fast literature service call: 800-331-1000.



GOULD
An Electronic Electronics Company

Circle 98 on reader service card

Fast Response Digital Accuracy.

The Gould ES 1000 analog electrostatic recorder combines high speed, flexibility and digital accuracy, for new highs in performance.

- A 250 mm (10") high-resolution fixed linear array that records up to 16 analog input channels separately or overlapping.
- Permanent, high contrast record on low cost paper.
- Simultaneous printing of grids and alphanumeric annotation for accurate and complete records
- High transient response up to 40 μ s.

For full information, write Gould Inc., Instruments Division, 3631 Perkins Avenue, Cleveland, Ohio 44114. Or call toll-free 800-331-1000.



GOULD
An Electronic Electronics Company

Circle 71 on reader service card

Electronics abroad

Composants shows an anxious mood

With only 5% growth for semiconductors typical of the trend, officials at big Paris components exhibition search for good signs

by the European editors of Electronics

For the European electronics community, the Salon International des Composants Electroniques in Paris is a sort of annual spring festival. Year in and year out, a particular bonhomie pervades the acres of hardware exhibits at the Porte de Versailles as the world's components suppliers strengthen their contacts with European equipment makers and search out new business, often over a drink in the lounges behind the showcases and showboards.

This year, during the April 6-11 run of the show, the usual *joie de vivre* may well be tinged with *Angst*, for hard times have come to Western Europe. Overall, economic activity in the region will diminish during 1981, so much so that even the high-flying electronics industries will lose altitude. "We can function only when the market is expanding by 15% to 20% a year," explains Guy Dumas, who heads the Semiconductor division of Thomson-CSF, the leading French electronics equipment company.

That kind of expansion is absolutely out of the question this year for the \$12.3 billion components markets in Western Europe. Semiconductors as much as anything else set the pace. And, says Dedy Saban, vice president and director of marketing in Europe for the

Semiconductor Group of Motorola Inc., "the market will go up 5% at best, with all the growth coming from integrated circuits and optoelectronics." These projections, Saban points out, are based on European currencies. Converted into newly strong dollars, he goes on, the market figures become even worse.

But they are not as dismal as those for capacitors, a mainstay in passive components. "Incoming orders and backlogs are way down," reports Philippe Rietzler, who keeps close tabs on capacitor markets as market research manager for Sprague Europe, a subsidiary of Sprague Electric Co. "We anticipate a weak first half," he says, "and still cannot say when the order drop-off will bottom out." Rietzler now surmises that the

Doorway to spring. Composants show in Paris provides opportunity for European electronics executives to compare notes.

turning point, earlier seen as likely for this spring, will not come before summer and is perhaps farther off than that. Sales for 1981, then, could well end up lower than 1980's.

Some sellers. All is not uniformly bleak, of course. Displays of all sorts are selling well and so is input hardware like keyboards. Connector makers, too, should hold their own and then some. And purveyors of printed circuits will do well.

At the other extreme, the most furrowed brows at the Paris show almost surely will be those of product-line managers for MOS memories. "MOS memory is going to hell" is how Frank F. E. Owen put it. Owen, the European telecommunications strategy manager for Texas Instruments SA, maintains the book-to-bill ratio has dropped to well below 1 for everybody in this facet of the semiconductor business. "Up to now," he explains, "the problem has

been overcapacity. Now the recession will come into play for MOS." MOS memory markets thus have to get worse before they can get better. With 16-K random-access memories currently selling for less than \$2 and Japanese producers driving relentlessly for market share, who could think otherwise?

How much longer components markets will



Probing the news

continue to dawdle is a question that will be asked repeatedly in business conversations on the stands of the 1,600-odd exhibitors at the show. Jean Michel Beaujean, who handles studies in electronics-related industries for the Bureau d'Informations et de Prévisions Economiques (BIPE), a quasi-official French econometric agency, does not see any chance of a rebound until after the summer vacation lull, for example. Michael Bews, European components marketing manager for National Semiconductor Corp., sees no pickup in the integrated circuits business until September or October. One of Bews' counterparts in the UK sees much the same timing. "There is going to be a low intake well into the third quarter," predicts Ray Rees, product marketing manager, northern Europe, for Fairchild Camera & Instrument (UK) Ltd.

France favored. Cartographers will have no trouble deciding on how to tint their current maps of Western European components markets. The least somber hue goes to France and the most somber to Great Britain, with the shades for West Germany, Italy, and Scandinavia somewhere in between.

Among the big four of Europe, France alone has a chance of edging its economy upward this year, perhaps by 1%. But uncertainties abound, among them the outcome of the presidential election in May, making consumers queasy. So entertainment electronics markets figure to be flat, with color TV set sales hovering around 1.4 million. Component suppliers, then, will have to look elsewhere for growth.

They should find it at producers of military gear, telecommunications gear, and computers. Thomson-CSF, for example, has heavy order backlogs for its warfare hardware and for telephone exchanges, with exports figuring heavily in both sectors. CII-Honeywell Bull, the major "native" mainframe maker, reports it went into the year with a record backlog. With the lift from the professional-equipment builders, components markets overall should be good for a 9% rise, with semiconductors up



Pigeon's-eye view. The vast Porte de Versailles, site each year of the Composants show, will house some 1,600 exhibitors' booths on April 6-11. This is a view of the floor last year.

about 11%. These are well below the 1980 growth rates.

Germans off. West Germany, still the heavyweight economy in Western Europe, has gone into a downswing that will shrink its output of goods and services by something like 1%—maybe even more. The electronics industries, luckily, should stay on the plus side, although the same heavy pressure on prices will offset any rise in the number of parts semiconductor makers sell. It will be a zero growth year for semiconductor sales, estimates Rüdiger Karnatzke, marketing manager for continental Europe for the ITT Semiconductors Group.

In the UK, it will be another year of ebb tide. The country's hard-pressed economy shrunk 2% in 1980 and is set for a like decline in 1981. That means another 12 months of minimal real growth for components suppliers.

The pattern is much the same as on the Continent. British consumers showed surprising resilience last year despite high inflation and high unemployment; as a result, color TV sales actually edged up 2% instead of sliding slightly downward as expected. And, as across the Channel, the telecommunications and defense sectors have so far not felt the chill. "Our main-exchange order book is 50% up on last year," says Desmond Pitcher, managing director of Plessey Telecommunications Ltd. For the company's private digital exchanges, shipments are up 24%.

David Benda, a market analyst for Mullard Ltd., projects an overall growth of 7% for UK components markets this year, roughly half the

rate for 1980. Component destocking by equipment makers, he reports, has just about come to an end. This should bring a bulge during the second or third quarters, followed by continued decline.

The worst might even be over for instrument makers, one of the worst-hit sectors in the current British recession. "Our orders have bottomed out and started to come up again," says Colin Gaskell, managing director of Marconi Instruments Ltd. But, he adds, "I'll be a lot happier when I see the figures for April. Last year, at about that time, the figures went over a precipice."

Sunny Italy. The Italian economy sometimes seems to operate under its own set of laws, prospering when it seems impossible (to outsiders, anyway) for it to do so. But the country's component makers have no miracles to sustain them just now.

Predictions with hard numbers are difficult to come by, but a forecast that 1981 will be down from 1980 would provoke little protest. "Demand will not be equal to last year's because the level inherited from the final months of 1980 was so low," remarks Roberto Taranto, general manager of Reseau, a Milan automation and market-study organization.

Luigi Lang, outgoing secretary for the components group of the trade association ANIE (for Associazione Nazionale Elettrotecniche ed Eletttroniche), has much the same view. He reports that among the semiconductor suppliers there is widespread feeling that the current crisis could end during the first half with a gradual increase after that. □

“We stock 150 different analog I/O boards and guarantee delivery in five days. We’re turning this business upside down.”

Fred Molinari, President

By our competitors’ standards, we run a pretty unorthodox operation.

We stock all the analog I/O our customers need, and we deliver it quickly.

Some of our boards are unique. Many are technically better than their “equivalents” and less expensive to boot.

In fact, we offer the widest selection of high accuracy, high resolution DAS boards in the business.

We stock more Multibus™ compatible DAS than Intel or National. Even some advanced models with on-board intelligence. More LSI-11 and PDP-11 DAS than DEC. And our prices are lower.

We can deliver dual height boards for LSI-11 and quad-size boards with features no one else has. Like DMA, 125KHz throughput to memory, isolated low level, 64 channel analog input capability and DEC compatibility.

What’s more, we have an extensive software library to tie it all together. A new catalog to make ordering easier. And free diagnostics and user manuals.




The performance of our PDP-11 Unibus™ analog boards is also unequalled, thanks to isolated low-level, DMA I/O, 64 channel analog input capability, DEC compatibility, and 8 channel analog outputs.

Whether your application is laboratory or industrial, we offer you the means to upgrade your system quickly.

Unlike our “competitors,” we’ll never leave you hanging.

Data Translation, 100 Locke Drive, Marlboro, Mass. 01752, (617) 481-3700, Telex 948474. In Europe: Data Translation Ltd., Rockwell House, 430 Bath Road, Slough, Berkshire/England SL16BB (06286) 3412. Telex: 849862.

We stock the industry’s widest selection of microcomputer analog I/O systems for DEC LSI-11 and PDP-11, Intel Multibus, Mostek/Prolog STD Bus, Zilog, and Computer Automation.



DATA TRANSLATION

SALES OFFICES: AZ 602-994-5400; CA 213-681-5631, 415-965-9394; CO 303-371-2422; FL 305-748-9292, 813-725-2201; GA 404-455-7222; IL 312-960-4054; IN 317-788-4296; MA 617-481-3700; MD 301-636-1151; MI 313-437-0816; MN 612-441-6190; NC 919-723-8102; NJ 609-428-6060; NM 505-292-1212, 505-524-9693; NY 516-488-2100, 607-722-9265; OH 513-253-6175, 216-659-3138; OK 405-528-6071; OR 503-297-2581; PA 412-327-8979; TX 512-451-5174, 214-661-0300, 713-780-2511, 512-342-3031, 7-3-988-9421; LT 801-466-6522; WA 206-455-5846; CANADA 416-625-1907
MULTIBUS is a trademark of Intel Corp.

UNIBUS, PDP-11, and LSI-11 are trademarks of Digital Equipment Corp.

See us at Booth 2638 during ELECTRO '81, April 7-9.

Circle 101 on reader service card

Software

Relational data bases do it more easily

IBM is latest to join the dozen or more companies offering the simpler and more flexible management system

by Pamela Hamilton, New York bureau manager, and Tom Manuel, Computers & Peripherals Editor

Relational data-base management systems are much in vogue, and the recent announcement of the Structured Query Language/Data System (SQL/DS) by International Business Machines Corp. will undoubtedly enhance their popularity. But IBM is far from the first to offer such a relational or relational-like system: a dozen or more companies offer data-base management systems for use with mainframe computers and aimed at the nonprofessional user.

Among them are Applied Data Research Inc., Control Data Corp., Infodata Systems Inc., International Data Base Systems Inc., and Tandem Computers Inc. Most have offered relational products for several years, and all agree that the relational data-base model features a flexibility and ease of use unavailable with a network or hierarchical

data-base management structure.

Data-base management systems are software that organizes and accesses large groups of interrelated files. Their value is that they provide application programs and information independent of the data structure—the user need not know the data's location. The new relational data-base management systems, unlike the older hierarchical and network versions, are homogeneous. They locate data on the basis of its relationship with other groups, sets, or files; to retrieve data is easy and to expand it is simple—just add new data and relationships. The older systems, on the other hand, store data in rigid, structured groups; to make changes requires changing the structure of all the files.

Base unchanged. For example, suppose the task is to create within

the data base represented by the two tables printed with this story yet a third table: companies offering a data-base management system for IBM computers for less than \$50,000. With the relational model the desired information is simply extracted from the existing tables: the data base remains unchanged. In a network model, if there were no pointers to the file labeled "CPUs supported," the data base would have to be restructured and reloaded with the pointers added.

The relational model is inherently flexible because of the independence of the data structure from the keys used to retrieve the information. There are no embedded pointers or positioners in the data files themselves. The ways the data is used—the relationships, represented by two-dimensional tables—can be re-

RELATIONAL DATA-BASE MANAGEMENT SYSTEM FEATURES

Name of system	Company CPUs supported	Query language	Report generator	Data dictionary support	Price
DMS-170	CDC	Query/Update	Query/Report Writer	partial	from \$630/month
Datacom/DB	IBM	Dataquery	Datacom/Datareporter	data dictionary	\$47,000 to \$57,000
DPL	DEC	DPL language	yes	data base directory	\$22,800 to \$38,000
DRS/XBS	IBM, Univac, DEC, CDC	via command language	DRS Report Writer II	integrated data dictionary	\$22,000 to \$60,000
Encompass	Tandem	Enform query language (nonprocedural)	Enform Report Writer (nonprocedural)	Encompass data dictionary	\$31,500 license plus \$8,500/processor
IDM 500	any	Intelligent Database Language	no	integrated data dictionary	\$50,000, including back-end processor
Inquire	IBM	user language	user language	Edict data dictionary	\$70,000 to \$150,000
Model 204	IBM	user language	user language	Model 204 data dictionary	\$90,000 to \$150,000
Ramis II	IBM	user nonprocedural language	via nonprocedural language	yes	\$22,000 to \$43,000
Seed	IBM, CDC, DEC, HP	Harvest query language	Reap report writer	integrated on schema	\$9,500 to \$25,000
SQL/DS	IBM	structured query language with interactive query	interactive report writer	catalog in system tables	\$300/month
System 1022	DEC	yes	yes	no	\$17,000 to \$24,000

Sources: Datapro Research Corp. and ELECTRONICS

defined without having to change the data structure each time, unlike the branching trees found in network or hierarchical models of the kind defined by the Codasyl standard. Applications software is therefore easy to develop and modify, and the upkeep of the data base is a cinch. "What you really want to do is to make it so that the end user doesn't have to navigate through the data," notes Harry Kaplowitz, executive vice president for Infodata Systems in Falls Church, Va.

Two points are key for Kenneth A. Parker, vice president and director of marketing for Applied Data Research, Princeton, N. J. The first is that users will be familiar with the data they are manipulating, but not so familiar with the software tools with which they do the manipulation. The second is that data in an unstructured format becomes more usable over time. His company has used an inverted-file-access technique for rapid access and retrieval of data with its Datacom/DB systems.

Implementations of relational data-base management systems can sometimes require large amounts of computer resources. For the most part, they tend to be big programs working on large amounts of information. Often, more main memory needs to be added to a system to support such a system.

Big bases. "The problems come with large data bases," Parker notes. "The computer has to be very smart and have a lot of memory, and there has to be a lot of computer cycles if the user has a large data base. Or else the software has got to put it together; the software has to be optimized," he says.

Companies handle these efficiency tradeoffs in different ways. ADR has an optional data-compression feature to minimize disk storage requirements and a partial data-base feature to ensure minimum use of resources. The facility allows only that portion of the data base currently being accessed by the user program to be mounted; the remainder of the data base can be dismounted when not in use.

For Infodata Systems, the solution is a little different, according to Kaplowitz. "In a pure relational sys-

RELATIONAL DATA-BASE MANAGEMENT SYSTEMS

Company and location	Name of system
Applied Data Research Inc., Princeton, N.J.	Datacom/DB
ARAP Advanced Data Management division, Kingston, N.J.	DRS/XBS
Britton-Lee Inc., Los Gatos, Calif.	IDM 500
Computer Corp. of America, Cambridge, Mass.	Model 204
Control Data Corp., Minneapolis, Minn.	DMS-170
Infodata Systems Inc., Falls Church, Va.	Inquire
IBM Corp. Data Processing division, White Plains, N.Y.	SQL/DS
International Data Base Systems Inc., Philadelphia, Pa.	Seed
Mathematica Products Group Inc., Princeton, N.J.	Ramis II
National Information Systems Inc., Cupertino, Calif.	DPL
Software House, Cambridge, Mass.	System 1022
Tandem Computers Inc., Cupertino, Calif.	Encompass

Source: *ELECTRONICS*

tem you deal with flat files [files with no structure or index]. That single level of repetition is easily understood by the user," he observes. "But the system doesn't have to carry out that redundant data. You can have a common structure very easily within the bounds of what is called relational, by exploding those flat files." Thus the fields used in Infodata Systems' Inquire data-base management system may be single-valued or multiple-valued, depending on whether the data under its control is repeating.

According to Ken Strappini, product manager for software at Tandem in Cupertino, Calif., with his company's Encompass system all the disks have two volumes and the data is duplicated for reliability. This duplication has the added effect of contributing to the retrieval efficiency because the data can be read from the volume where the read head happens to be closest to the data element wanted.

Herbert A. Edelstein, vice president for International Data Base Systems, Philadelphia, believes that any costs associated with a relational data base may well be offset by the increased job productivity that should be gained.

The market for data-base management systems is expected to increase 600% between 1980 and 1985 and reach \$4.1 billion by 1989, according to a study by Strategic Inc., San Jose, Calif. However, the research firm has some caveats about relational systems.

"If suppliers solve the efficiency problems with relational data-base

management systems, relational systems will begin to take off, because almost everyone agrees that they are flexible and easy to use," notes Edward Cherlin, senior analyst. "In large computer systems with very large data bases," the company's study predicts, "the relational model will not go very far before 1985—relational data-base management systems will begin to have an impact by the end of the decade."

Smaller is better. However, Cherlin notes that for small or moderate quantities of data on smaller computer systems the efficiency of relational data-base systems is not so critical because the very long sorting times that occur for very large files are not nearly as significant a problem with smaller files. The research firm believes that the relational model will do much better in the next few years in small minicomputer systems.

In the last three years, the growth of the small-business computer market has created a climate for quite a few relational data-base management systems for small computers. Such companies as Condor Computer Corp. in Ann Arbor, Mich., with a package for Z80-based systems; and Relational Data Base Systems Inc. of Sunnyvale, Calif., offering one for Unix-based systems, are setting up shop. Also emerging as vendors of relational data-base management systems for small computers are RLG Corp. of Woodland Hills, Calif.; RDA Inc. of Beltsville, Md.; Relational Software Inc. of Menlo Park, Calif.; and Rhodnius Inc. of Scarborough, Ont., Canada. □

Production equipment

Projection aligners stepping out

Promise of pushing geometries down to 1 μm area makes up for cost and extended shakedown period

by Linda Lowe, Boston bureau

Projection stepping aligners—also called direct-step-on-wafer machines, or wafer steppers—are at last moving onto integrated-circuit production lines in a big way. Their promise of exposing geometries as small as 2 micrometers and less on the wafer, users agree, compensates for the difficult period of adjustment these machines require before they finally hit their stride.

Assimilating any new technology can be a delicate process, but semiconductor makers bringing in projection steppers face risks and difficulties perhaps unprecedented. Most of the machines are unproven and difficult to evaluate and compare; delivery times stretch out to a year and a half in some cases, and even the initial investment must be enormous since stepper systems cost an average of \$500,000. By mid-1980, steppers accounted for the lion's share of a typical semiconductor house's capital equipment expenditures—23.5%—according to a report by Electronic Trend Publications in Cupertino, Calif.

“Getting in at the front end of this technology means sharing the risks and the burden of development with the stepper manufacturers,” observes Lynn E. Londry, project leader for advanced development at NCR Corp.'s Microelectronics division in Miamisburg, Ohio. “But if you wait until all the bugs are ironed out, you'll end up eating your competitors' dust.”

The specter of competition, expected to keep stepper sales booming despite the current slow economy and tight money [*Electronics*, Feb. 24, p. 108], is not the only factor driving the market for these systems.

“In 1980, wafer areas with geometries finer than 3 μm accounted for 7% of all silicon processed worldwide,” says Robert K. Meister, senior staff consultant at Mackintosh Consultants Inc. in San Jose, Calif. “By 1985, however, that percentage will be 50% and the industry feeling is that only steppers can handle it.”

Even at top capacity, manufacturers will meet only about 75% of the demand, Meister predicts. “It will be a real sellers' market,” he says, and he sees worldwide shipments of steppers rising from \$75 million in 1980 to a staggering \$929 million in 1985—an average annual compounded growth rate of 65%.

Setting down. Projection steppers aim to take over where current optical lithography techniques leave

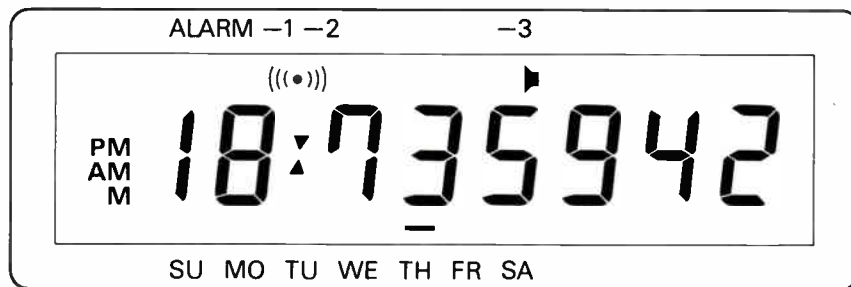
off—in the 2-to-3- μm range of chip geometries—and to push ultimate resolution down to the 1- μm range [*Electronics*, April 12, 1979, p. 107]. Typically, they work by shining ultraviolet light through a blown-up portion of an IC pattern, called a reticle, and projecting that image down through a reduction lens onto the surface of a photoresist-covered wafer. Only a small portion of the wafer, consisting of one die or group of dice, is exposed; then the table bearing the wafer steps mechanically to a new site for another exposure. Image projection ratios can be 10:1, 5:1, or 1:1.

Steppers represent the most complex equipment the processing engineer has ever encountered, incorporating sophisticated optics, lasers, sensors, microprocessors, computers,



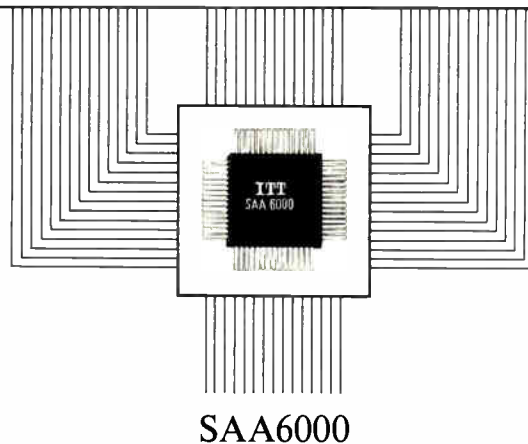
Head start. GCA Corp.'s Mann 4800 DSW wafer stepper is the only model that is operating on a significant number of production lines. But other makers are rushing into the market.

No other μ C directly drives an 8-digit LCD plus 8 additional symbols without any interface!



SAA6000 - This unique CMOS microcomputer has internal ROM and PLAs (programmable logic arrays) for adaption to each specific use.

With its internal timebase, it is especially suitable for applications that incorporate clock or timer functions: battery-operated universal DMM, telephone subset with comfort features, environment protection equipment, photo and film equipment, multi-function timer, parking meter, CB transceiver, medical equipment, trip computer, mobile phone, control equipment, entertainment electronics: video recorder, cassette recorder, tuner, etc . . . , personal paging systems.



For each specific application the program development is carried out by the user or consultants or ITT Semiconductors.

The contents of the internal ROM and PLAs must be programmed during manufacturing for each specific application.

If you are developing a high-volume application calling out for these special features, please immediately contact

ITT Semiconductors
500 Broadway
Lawrence, MA 01841
Tel. (617) 688-1881

No other 4-bit microcomputer with lower current consumption!

Special characteristics:	ROM capacity 2.2 K Byte
Supply voltage 3 V	RAM capacity 384 bits
Standby consumption 15 μ A	Multiplex outputs 2 or 3
Operative consumption 45 μ A	Super-flat package 14 \times 14 \times 2 mm
	Up to 64 keys input

semiconductors **ITT**

**Changeover time
"can now be listed
in terms of seconds
versus the minutes
and occasionally
hours we experienced
before."**

Jack Wright, Senior Project Engineer, Micro Switch, Division of Honeywell.


LASER MARK

Clearly the Best Mark in the World

No more critical parts geometry, type pressure problems, smearing or costly downtime. The "inkless" LaserMark® provides high speed pulsed permanent coding with no moving parts, no wear, more reliability. Code changes take only seconds with a simple template. Easy installation and compatibility with most equipment saves you money.

For marked samples, performance data and specifications, call (613) 592-1460, Telex 053-4503, or write to: Lumonics Inc., 105 Schneider Road, Kanata (Ottawa), Ontario, Canada K2K 1Y3.

* LaserMark is a registered trademark of Lumonics Inc.



Actual mark magnified approx. 5.75x

**LaserMark®
the Mark of the 80's**

Probing the news

and control electronics and software—all critically interdependent in a single system. This, and the users' inexperience with the steppers—only GCA Corp.'s Mann 4800 DSW currently operates on production lines in any significant numbers—make this equipment an unknown quantity.

Users shopping for good resolution, tight alignment and overlay accuracies, high throughput, reliability, ease of operation and maintenance, and a host of other performance factors cannot go by specification sheets or an afternoon's demonstration by the vendor. "It takes many months of working with these systems to understand and characterize them," says Eugene D. Feit, senior scientist at the advanced technology department of Harris Corp.'s Semiconductor division.

Big stake. So the user's investment is both early and risky. Feit says his Melbourne, Fla., firm will spend \$2 million to \$2.5 million on hardware alone this year—just for evaluation and comparison. Beyond the investment in dollars and evaluation time, "we have to count on tying up hundreds or thousands of hours of work by technical people as well," adds Willard Kauffman, vice president of components production at Intel Corp. in Santa Clara, Calif. Intel also is looking at several different steppers, Kauffman says. Industry speculation is that one of these systems is Censor Corp.'s much heralded—and soon to be delivered—SRA-100, though Kauffman would neither confirm nor deny those reports.

He does agree there is little industry experience on which to base evaluations. GCA's 4800 DSW is one of the systems Intel already has looked at, and Kauffman says the machine's performance has him satisfied that it can meet the specifications claimed by the Bedford, Mass., vendor. "GCA got a head start and has the field experience; the key issue for the by the Bedford, Mass., firm. "GCA live up to their billing as they go into production."

These newer systems include the TRE700SLR and TRE800SLR

from TRE Semiconductor Equipment Corp. (formerly Electromask) in Woodland Hills, Calif.; the model 8010 and model 807 systems from Optimetrix Corp. in Mountain View, Calif.; the model 900 from Signetics Corp's Ultratech division in Santa Clara, Calif.; and two steppers from Canon USA Inc. in Costa Mesa, Calif., which are Americanized versions of Canon's Japanese models MPA-500FA and FPA-112FA [*Electronics*, Jan. 27, p. 172]. Announcements are anticipated from Nikon and Philips this year.

With many variables and critical dimensions affecting a stepper's performance, users rank vendor support and assistance high on their list of needs. "Close cooperation with the vendor at every stage is indispensable," says Intel's Kauffman. "We're taking big risks right up front here," agrees another user. "The vendor has to be willing to be there with us, helping to make the risks pay off."

Some users may find the lure of the tried and true irresistible. Mostek Corp., for instance, is throwing its lot in with GCA's Mann 4800 DSW. The Carrollton, Texas, firm has over a dozen systems installed "and lots more on the way," says James S. Piker, Mostek's fine-imaging group manager. One industry source estimates Mostek's investment in GCA's systems will top \$20 million.

Willing teacher. "We went with TRE Semiconductor Equipment Corp. Because we found it the most open of all the vendors," says NCR's Londry. "The company was willing to educate us on every aspect of its machines and work closely with us while we solved the problems and got into production."

Whether users continue to play the field and evaluate all comers for a year or so, or settle down with a single supplier, "there's no getting around the uncertainty and risk involved," concludes Feit at Harris Semiconductor. "The technology's moving too fast, and in just a couple of years we'll have to be looking at electron-beam lithography and X-ray systems and in a few more years perhaps even ion-beam printing. It's become a real crapshoot, and the game will continue for a long while to come." □

Fluke 6070A and 6071A synthesized signal generators. The new generation.

For two decades Fluke has produced RF equipment including a full line of signal sources, counter/timers, and RF voltmeters — quality products that users have specified with confidence.

We're now introducing the new generation of sophisticated instruments in the Fluke RF family: the 6070A and 6071A, two general purpose synthesized signal generators that offer unmatched price/performance value in the market.

Most-wanted features through innovative design.

Both instruments feature a large output dynamic range — the 6070A covers frequencies from 200 kHz to 520 MHz; the 6071A range extends to 1040 MHz — and also deliver a high degree of spectral purity. Fluke engineers have developed a number of unique synthesis techniques resulting in noise performance that equals or exceeds that of the best cavity-tuned generators you can buy. Versatile AM, FM and θ M —

internal or external, simultaneous or separate — give these new synthesizers the flexibility for wide-ranging applications.

All the brains of 16-bit microprocessor control.

An integral 16-bit microprocessor makes these new generators incredibly easy to operate. Convenience features include simplified keyboard data entry, digital frequency sweep, digital spin knob tuning for pinpoint frequency control, a learn mode memory, self-diagnostics and error code flagging plus other special functions only advanced digital technology can provide.

Full programmability for automated test systems.

The 6070A and 6071A are equipped with an IEEE-488 bus interface as a standard feature for systems applications and all necessary front panel functions are remotely programmable. Complete status information can be supplied back to an instrument controller such as the Fluke 1720A. Both "teach" and "learn" modes are provided.

A full line of RF accessories is available to extend the capabilities of the 6070A and 6071A, making them excellent tools for the designer, bench user or laboratory technician.

For more information on the 6070A/6071A and other RF instruments from Fluke, call toll free 800-426-0361, use the coupon below or contact your nearest Fluke sales office.

With 20 years experience in RF instrumentation, we've used advanced technology and engineering excellence to produce the 6070A and 6071A.



Fast-Response Coupon

IN THE U.S. AND NON-EUROPEAN COUNTRIES: John Fluke Mfg. Co., Inc. P.O. Box C9090 Everett, WA 98206 (206) 342-6300 Telex: 152662

IN EUROPE: Fluke (Holland) B.V. P.O. Box 5053, 5004 EB Tilburg, The Netherlands (013) 673 973 Tlx: 52237

E2 3/81

- Please send me complete 6070A specifications and applications literature.
- Send information on other IEEE products.
- Have a Sales Engineer contact me for a demonstration.

Name _____

Title _____ Mail Stop _____

Company _____

Address _____

City _____ State _____ Zip _____

Telephone () _____ Ext. _____

For technical data circle no. 107

Automotive

Auto slump drags IC prices down

At the same time, added competition and cost pressures force semiconductor makers to look for more efficient processing

by Gil Bassak, Industrial/Consumer Editor

For semiconductor manufacturers seeking to sell to automobile makers, last month's annual exposition in Detroit of the Society of Automotive Engineers revealed two rapidly emerging trends.

First, increased competition among the integrated-circuit houses in the auto market, coupled with sagging car sales, has forced prices down. "It's a fierce environment out there," says Myles H. Kitchen, Intel Corp.'s automotive marketing manager. "Prices are down significantly—in some cases by 50%." For example, an 8048 single-chip microcomputer costs \$9 to \$10 in 100,000-piece lots for the 1980 model year. For the 1982 year, the price for the part is \$4 to \$5.

Second, the increase in competition—Intel, Nippon Electric Co.,

and Signetics Corp. were first-time exhibitors at Detroit—and the added price consciousness of the auto firms have shifted the emphasis from development of new products to improved manufacturing methods designed to bring down the prices of the old ones. "Investment costs in developing new products are staggering," says Kitchen. "The biggest job now is to improve efficiency and productivity." At the same time, tailoring products to new requirements takes on added importance.

Thus, Intel announced at the show that it would turn out a new high-temperature, high-reliability "automotive grade" version of its MCS-48 single-chip microcomputer family (able to operate at -40°C to $+100^{\circ}\text{C}$, compared with a maximum of $+85^{\circ}\text{C}$). The improved parts will be

made by the Santa Clara, Calif., company's automotive operation, which is expanding into new facilities in Phoenix.

Nippon Electric, which is "just beginning to get involved with U. S. auto manufacturers," according to Ian Ebel, national sales administrator for its U. S. microcomputer subsidiary in Wellesley, Mass., concurs with Intel. "With the volume going up and prices coming down, the semiconductor industry is trying to push products that will have a very long run."

The result, says Intel's Kitchen, is that "products are becoming commodity parts, and though the semiconductor companies that intend to remain in the business are still moving ahead [with new designs], this is slowing down." In fact, Ebel adds, "if NEC had been working with the auto makers from the start, we'd probably be cutting back. But since we are just entering the market, we still have room for growth."

Building pressure. Though Japan's Toshiba Corp. and Hitachi Ltd. were not exhibiting at Detroit, their presence, as well as that of the Japanese in general, was felt. "Some of our major competitors are the Japanese, and I don't expect things to change," says Kitchen.

There was no lack of willingness on the part of the IC makers to reaffirm the promise of electronics to the auto industry to help supply cleaner and more efficient engines, greater convenience, and eye appeal. One old hand in the business, National Semiconductor Corp. of Santa Clara, demonstrated a prototype multiplexed wiring scheme; NEC's contribution was an electronic dashboard



High hopes. The Gossamer Albatross, the man-powered craft that flew the English Channel, hanging above the SAE show's exhibits, could symbolize auto makers' hopes for a sales lift.

Fluke Simplifies System Control

Fluke Obsoletes Cassette Memories in Instrument Controllers

Building efficient systems to control instrumentation places heavy demands on systems builders. There is a multitude of IEEE-488 and RS-232 instrumentation available. And instrumentation control has typically been left to calculator-type controllers. Unfortunately, the cassette tape memories used in these controllers are slow. Too slow for

the demands of programming and operating today's systems.

Two better choices for Instrument Controller Memory

Fluke has made cassette tape memories obsolete for instrumentation systems. A standard floppy disk and our own unique E-Disk™ (Electronic Disk) memory give the 1720A Instrument Controller more

speed, versatility and reliability than calculator-type controllers.

Floppy beats the cassette in more ways than speed


With the floppy, you don't have to rewind tapes or copy files to add or remove data. Because all data is stored in random access files, you shorten the data search time from seconds to milliseconds. And with our File Utility Programs and IEEE BASIC, data manipulation is both fast and easy.

E-Disk™—The Ultimate in Reliability

While cassettes can wear out or break, the E-Disk has no moving parts. It combines the best qualities of a floppy disk and advanced semiconductor technology.

For faster programming and versatile memory operations, both the floppy disk and the E-Disk™ let you implement our virtual arrays and program chaining features.

For your next instrumentation system, call your local Fluke representative to see the new 1720A. Or call 1-800-426-0361 for more information.



FLUKE®

For Technical Data circle No. 109

Fast-Response Coupon

IN THE U.S. AND NON-EUROPEAN COUNTRIES:

John Fluke Mfg. Co., Inc.
P.O. Box C9090
Everett, WA 98206
(206) 342-6300, Telex: 152662

IN EUROPE:

Fluke (Holland) B.V.
P.O. Box 5053, 5004 EB
Tilburg, The Netherlands
(013) 673-973, Telex: 52237

E2 3/81

- Send 1720A Literature.
- Please have a salesman call.
- Send info on other Fluke IEEE products.

Name _____

Title _____

Mail Stop _____

Company _____

Address _____

City _____

State _____

Zip _____

Telephone () _____

Ext. _____

Probing the news

panel that showed multicolor readouts in both liquid-crystal and vacuum fluorescent technologies. However, its latest model, not yet for sale, is a dot-matrix readout with a highly flexible format for displaying symbols, letters, and numbers.

Other companies also aimed at the dashboard: Hewlett-Packard with a

high-brightness light-emitting diode and Zenith Radio Corp. with a cathode-ray-tube display [*Electronics*, March 10, p. 42].

National also displayed a range of components and systems covering audio noise reduction, speech synthesis, fluid-level detection, and solid-state dc-operated control for audio volume, tone, and balance that eliminates the need for mechanical potentiometers.

Although it has not managed to penetrate the engine-controls area with its microcomputers, National sells a line of analog and digital parts, such as voltage references, operational amplifiers, and analog-to-digital converters, that are used in conjunction with the engine computers. The company has aimed its processors at feature and convenience applications—for example, it recently announced an a-m stereo decoder chip. "Feature electronics is what will get people turned on to buy a car," says Mark G. Grant, marketing manager for automotive systems.

Dynamic display. In line with that philosophy, National displayed an IC-based noise-reduction system that appears to take a step past Dolby. The system behaves like a dynamically variable low-pass audio filter, screening out high-frequency noise, or hiss, when there is little or no signal at the upper part of the audio spectrum. When higher-frequency signals do appear, the filter opens, up to 30 kilohertz if necessary, to pass the signal.

Dubbed dynamic noise reduction, or DNR, by National, the approach itself is new to consumer equipment, where up to now it has been deemed too expensive to employ. With a new chip-level variable transconductance amplifier, however, National has brought the technique to the automobile makers.

One manufacturer, General Motors' Delco Electronics division in Kokomo, Ind., which makes radios, is going to use DNR in its higher-priced units. As James P. Karlow, a Delco service development engineer, puts it, "Prior systems to reduce noise acted on impulses and bursts of noise, but the National chip adds white-noise reduction."

Reduction of white noise can be accomplished by other methods, such as Dolby encoding. But such approaches require the program material to be processed beforehand, during recording. Since that is not usually done for broadcast material, the DNR system has the advantage of working with a-m and fm radios, as well as with taped material. Karlow comments, "It's got a lot to be said for it. We get rid of both radio and tape noise. In a lot of ways it's better than Dolby." □

OUR MOST RESOLUTE ALIAS STOPPER

Our new Precision 636 provides 3-digit resolution with 4092 cut-off frequency selections. If you need more, our 3½-digit option provides 6141. Either way, you get up to 16 programmable channels with convenient keyboard address and LED




displays. Time delay filters superior to Bessel. Elliptics with 80 dB/octave attenuation. Phase match within 2°. Interface with mini, micro or GPIB.

Call Mike Stewart, 607-277-3550, or write for specs on all Precision anti-alias filters.



PRECISION FILTERS, INC.

303 W. Lincoln, Ithaca, N.Y. 14850



This is What We Mean by Precision

At Resistor Research, when we speak of a given tolerance, we don't mean our resistors will "typically comply" ... they all do. Look at a Resistor Research "Tolerance Array Board" (used for creating matched sets) and see for yourself... the narrow distribution of values is virtually rectangular.

The production batch illustrated, for a leading A/D converter manufacturer, contained 125 RCK 02A resistors with a nominal value of 4,000 ohms and a tolerance of $\pm 0.01\%$ (± 100 PPM). Notice that 117 of the resistors produced are within the range of -0.001% to $+0.003\%$... with the other 8 pieces within -0.002% to $+0.005\%$. The same type of distribution curve would be achieved if we were matching Temperature Coefficients, even to ± 0.5 PPM/ $^{\circ}\text{C}$.


Resistor Research RCK Series resistors and RE Series networks contain a proprietary nickel/chromium foil with a Temperature Coefficient of ± 1 PPM/ $^{\circ}\text{C}$ (0°C to 60°C) and stability better than 25 PPM per year for values from 1Ω to $600\text{K}\Omega$. The nickel/chromium foil is bonded to a ceramic substrate etched with proprietary techniques and trimmed

to precise value before encapsulation. Our worldwide patented* dry etching process delivers high yields for resistor tolerances to 0.001%. And our resistors' planar construction permits a rise time of less than 1 nanosecond with negligible noise. Total performance exceeds MIL-R-55182/9.

Resistor Research metal foil resistors and networks have been proven by hundreds of thousands of units in operation throughout the world... supported by exhaustive lab tests under severe environments.

But the best part is that you don't have to wait. Resistor Research can usually respond to your prototype requests in days and your production volume in a few weeks. So contact us today to fill your precision resistor needs or attend one of our Metal Foil Resistor Technology seminars to learn what our resistors can do for you.

*U.S. patent numbers 4053977 and 4075452

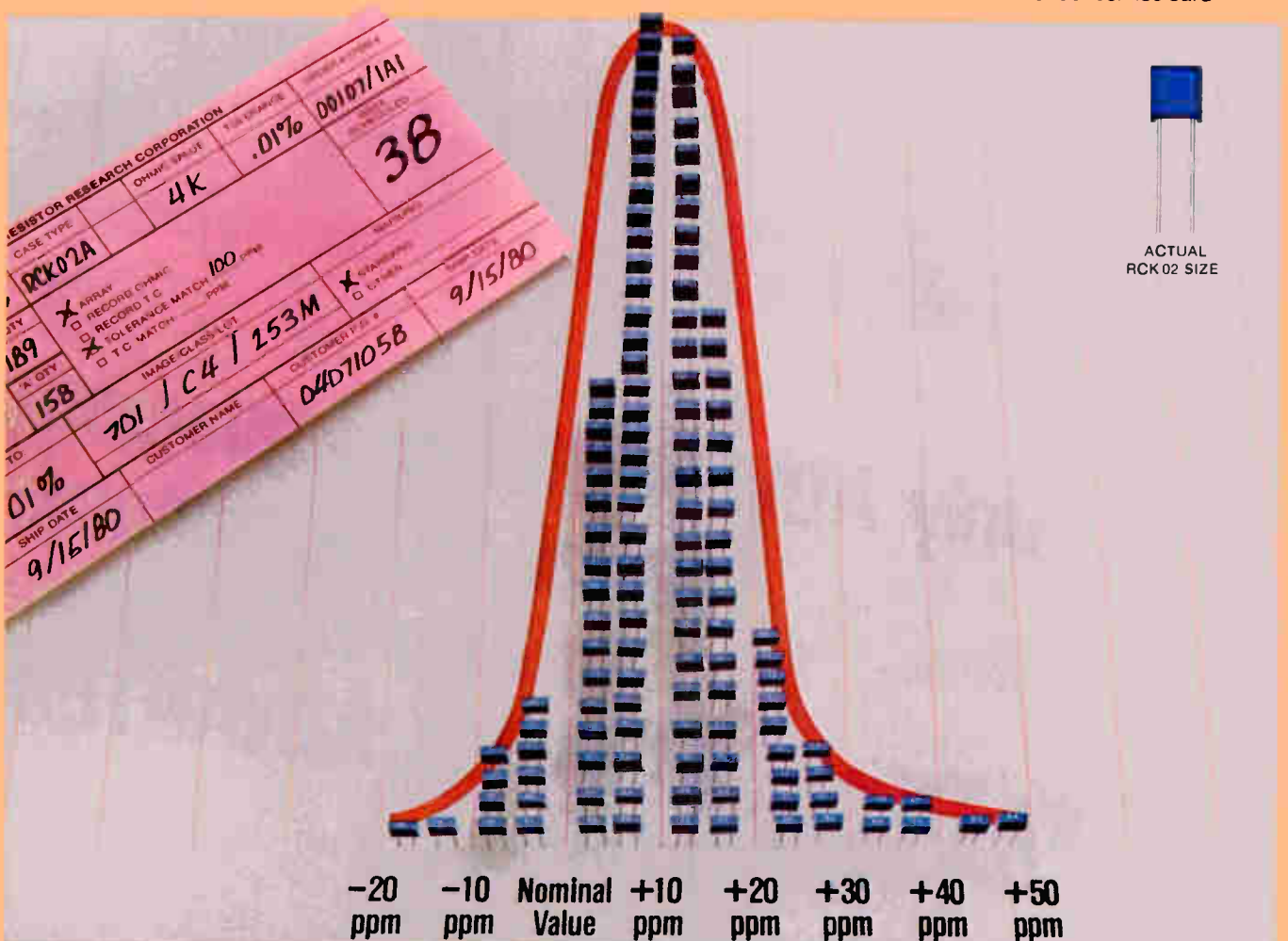


**RESISTOR
RESEARCH**

CORPORATION

11515 Sunset Hills Blvd.
Reston, Virginia 22090
(703) 435-2000 TWX 710-831-0344

Circle 111 on reader service card



ADVANTES



**Only ADVANTEST can guarantee
overall timing accuracy
in LSI/VLSI testing.
Only Takeda Riken has ADVANTEST.**



ADVANTEST by Takeda Riken. The new generation in LSI/VLSI testing.

Takeda's Advanced Test Strategy — ADVANTEST — is the newest, most efficient concept in LSI/VLSI testing. A concept that led not only to guaranteed overall timing accuracy — far surpassing the comparatively limited timing accuracy capabilities of current testing systems — but also to a wide range of major technological advantages for Takeda's systems. The ADVANTEST concept helped raise data crunching speed in Takeda's T3380 VLSI Test System to 100 MHz, for example. And its timing resolution to 100 ps. It also led to expansion of pins to 192 I/O maximum (384 pins). To real time I/O switching capability. To a 100 million vector-per-second logic testing vector generation — with built-in major loop/minor loop capabilities. ADVANTEST generated significant innovations in Takeda's T3370 as well as its

T3380. Result: greater speed, reliability, and better-than-ever fault detection for both. The T3370, with its algorithmic pattern generator, is a specialized memory-generator but can, if you wish, accept an algorithmic pattern generator, too — to test both logic and memory. And now, both these systems deliver unique 9X, 9Y and 9Z address vectors to allow partitioned testing. That cuts test time drastically. Takeda's T3331 40MHz Memory Test System reflects the ADVANTEST concept, too. Its enhanced capabilities raise memory testing to a highly-developed state — with X, Y and Z address vectors plus 100ps timing resolution.

(ADVANTEST was developed in cooperation with N.T.&T. Musashino Electrical Communication Lab.)

For more information, write or call our distributor:

ADVANTEST Division, Nichimen Co., Inc.

1185 Ave. of the Americas New York, NY 10036 Phone: (212) 536-0571 Telex: 12017

*See us at SEMICON WEST, May 19 — 21
Bay Meadows, San Mateo Booths 2244 — 2247
Circle 113 on reader service card


Is it the human voice...

The human speech process... an amazingly complex system has just been reduced to a single chip...the *Orator*... speech synthesis approached from an entirely new perspective by the people who know what they're talking about...
General Instrument.

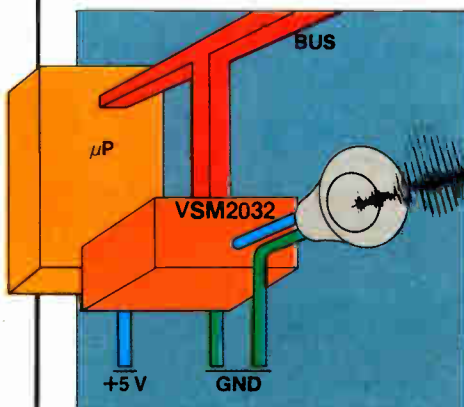
Speech data compression without giving up low cost.

Although several technologies of speech data compression exist, each has its own inherent drawbacks. In fact, data compression is, in its simplest form, a trade-off of speech quality versus ROM capacity. To gain on one end, you sacrifice on the other. General Instrument's engineers, were, on the other hand, successful in utilizing Linear Predictive Coding (LPC) for data compression with minimal ROM support. That only left the question of speech quality. To obtain truly natural speech, a 12 pole cascade filter is used to implement a mathematical model of the human vocal tract so that Aunt Mary sounds exactly like Aunt Mary and not like Uncle Walter.

Until *Orator* was born, speech synthesis devices fell short of



reproducing any human voice... male, female or child, with natural inflection, tonality and essence...and maintaining low cost.



Now your product can speak for itself.

Virtually every product that requires activation can speak... any product that uses bells, lights or buzzers to indicate operation, or more importantly, failure of operation, should speak. The *Orator* can communicate instructions on a level no written message can compare to...the *Orator* can be the voice of authority...warning or help at the touch of a button and at a cost that's considerate of today's competitive marketplace.

SALES ANALYSIS FOR CONSOLIDATED DIVISIONS Q1-Q4

Region 1 - Increased sales in Region 1, as expected, due to the launch of adding additional field support during the early part of the year. The higher resources level, coupled with greater operating efficiencies and tighter pricing, paid dividends.

Region 2 - The disappointing results in Region 2, directly derived from the reduced demand for automation, lower available demand and high interest rates resulted in both budget deficits and spending deferrals in this industry-dependent area.

Region 3 - A nominal increase in sales in Region 3 on schedule against a backdrop of higher-than-expected personnel turnover. Market demand in this area remains strong but additional staffing and more senior management are prerequisites for next year.

BASED ON QUARTERS



	1	2	3	4
A	+11	+25	-12	+8
B	+27	+04	+18	+05
C	-01	+20	+17	+10

Percentage 1980 vs. 1979

Summary: We should be pleased that total sales increase substantially during a period of reorganization and growth in our field organization. We go forward into next year with a stronger, more highly motivated, and more profitable organization.

THE FIRST MAJOR EVOLUTION OF THE COMPUTER IN A DECADE.

"Major evolution" is the only way to describe the remarkable series of innovations in Convergent™ systems.

And it has some important implications for the computer OEM.

A megabyte mini on a desktop.

Convergent's "distributed intelligence" architecture replaces the conventional central processor with a powerful 16-bit processor at each workstation.

So workstations share peripherals and data, but not processing power. The result is unprecedented responsiveness, with the ability to support complex and diverse applications

operating on the same data base, simultaneously.

The ultimate OEM building blocks.

Convergent hardware and software are totally modular, with multiple upgrade paths. A stand-alone system can be converted to local networking — without software modifications. Multibus™ card slots (standard equipment) let you simply plug in custom interfaces.

The multi-tasking operating system is specifically designed to be built upon,

and supports five powerful languages (COBOL, FORTRAN, Pascal, BASIC, and Assembler), ISAM, sort/merge, and much more. Industry standard communications protocols include 3270, 2780, and 3780.

Exciting end-user appeal.

The Convergent workstation is designed with total sensitivity to the physiological and psychological needs of the operator. The simple, elegant package establishes the ideal spatial relationship between eye, screen, keyboard, and the built-in document holder. Heat and noise output are negligible, and every aspect of the operator interface is entirely "friendly."

A new standard for the 80's.

Distributed intelligence has long been discussed as desirable.

Convergent Technologies has made it a low cost reality. And its advantages are so compelling that the majority of computer systems will eventually adopt it. Convergent is delivering now.

You can learn more about our computer of the future by requesting complete information today.

Now is the time to re-think *your* position in the computer market.

Convergent Technologies

Where great ideas come together.

Circle 117 on reader service card

Multibus is a trademark of Intel Corp.
© 1981 Convergent Technologies Inc.

World Radio History

Call toll-free (800) 538-7560; in Calif. (408) 727-8830 or return this coupon.
Send to: Convergent Technologies Inc., 2500 Augustine Drive, Santa Clara, CA 95051
Your megabyte mini has given us something to think about. Please send details.

Name _____ Title _____
Company _____ Address _____
City _____ State _____ Zip _____
Tel: _____

EL3

What's TRW up to now?

A new breed.



The GP 1/4 dual rated general purpose metal film resistor for 1/4 W and 1/2 W applications.

A cost-technology breakthrough in general purpose resistors.

You've never seen a general purpose resistor like this one before ... because it's metal film ... not carbon. But, it's designed and manufactured to compete in the general purpose $\pm 5\%$ and $\pm 2\%$ markets.

You get metal film load life stability, TCR, VCR, very low current noise, and an attractive price. The unit is dual rated to handle both 1/4 W and 1/2 W applications.

And you get it from TRW/IRC, the original worldwide metal film supplier. With the technology and manufacturing process controlled right here in the U.S.

Consider it your domestic alternative, or use it simply because it's a better resistor at a very fair price.

For more information, contact TRW/IRC Resistors, an operation of TRW Electronic Components, 401 North Broad Street, Phila., Pa. 19108. Or call (215) 922-8900. TWX-710-670-2286.

TRW IRC RESISTORS

ANOTHER PRODUCT OF A COMPANY CALLED TRW

Circle 118 on reader service card

Operating systems confer new degree of sophistication on microprocessors



□ Unix, it has been said, will become the Fortran of operating systems because of its ever-increasing popularity. Programmers who use it become enamored of it quickly, noting that Unix allows them to be extremely productive while maintaining a relaxed working environment. One admirer says the experience is “like sitting behind the wheel of a well-tuned sports car—when you press on the gas it goes, and when you hit the brakes it stops. It is the ultimate in responsiveness, and yet all the while you are riding in comfort.” (See “What is Unix anyway?” p. 121).

Before 1979, however, the Western Electric Co. division in Greensboro, N. C., that licenses Unix for Bell Labs (see “A short history of Unix,” p. 126) originally was granting only unlimited-user versions

costing \$11,700. In response to increased interest from original-equipment manufacturers desiring to implement Unix on smaller systems, Western Electric came up with a limited license scheme in which the number of users on the system determines the fee. That fee amounts to only \$750 for the first user and \$250 for each additional one. Of course, the original-equipment manufacturer will add to the basic licensing fee the development costs accrued while adapting Unix to a particular hardware configuration; but even so, it is now affordable for small systems.

Even before this development, however, Unix was being offered to small-system users by vendors who wrote operating systems that are indistinguishable from the Bell product to the programmer sitting at the system console. Now that the origi-

nal Unix has become so cost-effective, numerous adaptations are cropping up. Even some of the larger microprocessor manufacturers are beginning to adapt it to their systems—a trend that could make Unix a *de facto* standard for the 16-bit microcomputer in much the same way that Digital Research’s CP/M has become a standard for 8080-based 8-bit microcomputers.

The following two articles exemplify two approaches to implementing an operating system based on Unix. In the first article, Zilog has taken the original Unix, renamed it Zeus, and modified it for its Z8000-based development system. Whitesmiths Ltd. has written from scratch its user-transparent version of Unix for mini- and micro-computers, the Idris system, described on pages 125 through 129. **-R. Colin Johnson**

Adapting Unix to a 16-bit microcomputer

Z-Lab software development system with text-processing utilities supports 16 users in C language, has 32-bit bus for future expansion

by Bruce Weiner and Douglas Swartz
Zilog Inc., Cupertino, Calif.

□ In systems based on 16- and 32-bit microprocessors, software will account for the bulk of the development cost. As more and more logic is squeezed onto a single chip, the hardware development process is being simplified and its costs reduced. Simultaneously, however, more complex and, hence, more expensive software is going to be required.

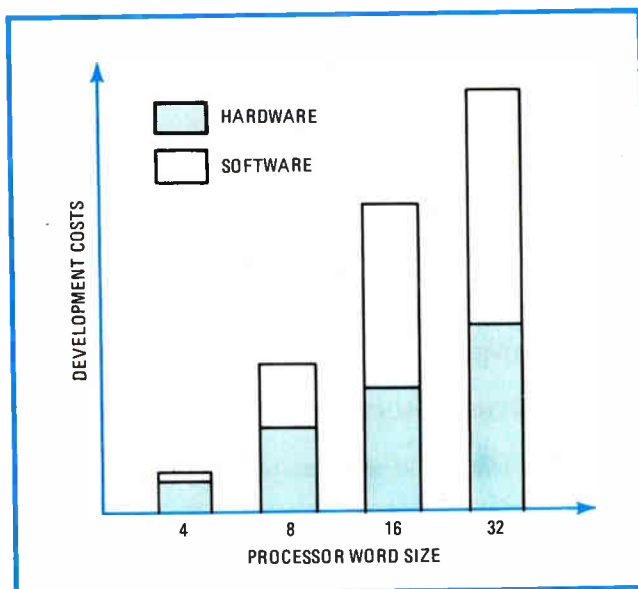
Zilog's recognition of this trend in computer technology (shown in Fig. 1) led to Zeus, the adaptation of the Unix operating system for the Z-Lab 8000 microcomputer [*Electronics*, Feb. 10, p. 33].

Both software and hardware played crucial roles in the creation of the Z-Lab development system. Components such as the Z8001 microprocessor, the memory management unit (MMU), and the Z-bus backplane-interface (ZBI) bus structure were as critical to the potential of the system as was the software itself. Together, the Z-Lab and the Zeus operating system foster a software development environment that is a major step toward controlling the rapidly escalating software costs of microprocessor products.

Transporting a system

In selecting an operating system, there were two options: writing a new one from scratch or transporting an existing one to the Z8001. The decision was made to transport one—provided it was possible to find an existing operating system that could be adapted quickly and was well-suited to software development.

The search for such an ideal software environment ultimately led to the Unix operating system. This system was selected for four reasons: it was designed specifically for software development and text processing; it had already been transported successfully to 16- and 32-bit computers; it had a large existing software base with applications pertinent to a development environment; and it had a large user base.



1. Skyrocketing software. As products use more sophisticated microprocessors, there is an increase in the amount of engineering effort required to write software. As hardware costs drop, software costs are becoming the major product development expense.

What is Unix anyway?

As a general-purpose, multiuser, interactive operating system, Unix offers facilities that are seldom found even on larger mainframes. Through its hierarchical file structure, any file can be traced back to a single root directory, thereby facilitating the management of mass memory. In addition, peripheral device handlers, files, and interprocess communications are all compatible with each other, simplifying program development. Since one major goal of Unix is to increase programmer productivity by providing a responsive working environment, Unix includes a vast library of utilities ranging from spelling correction routines to various compiler compilers and supports over a dozen languages, including the language C in which it is written.

However, the most important role of any operating system is still managing the mass-storage files in which all the programs and data reside. Unix imposes no particular structure upon the content of these ordinary files. Instead, it distinguishes between two kinds of special files even though they are treated identically by the programmer.

The first of these is a directory file that simply lists the names and vital statistics of other files. These other files may, in turn, be programs, data, or even other directories. This hierarchical structure results in an unusually well-organized system in which a file can be specified by its path name, which is a sequence of directory names separated by slashes that terminates with the desired file name. Thus, the same name can be used for files of similar function as long as they have different path names. For example, /Jones/Statistics and /Smith/Statistics both refer to a file named Statistics, but they are not the same file because they have different path names indicating they are listed in the unique directories Jones and Smith.

Just as directories are treated in the same manner as ordinary files by programmers, so are the second kind of special files—input/output calls. This distinction is the

most unusual feature of Unix and one of its greatest advantages over other operating systems. These special files are read and written just like ordinary ones, except that the selected device is activated and the data is passed to it using whatever protocol is appropriate. Thus, programs can send data to, for example, a printer in exactly the same way they do to a disk file—except the name of the selected output unit is different.

Unix programs may communicate with each other in the same manner as I/O calls. The output of one program is directed to the input of another while each program thinks it is reading or writing a disk file. The communication link itself is called a pipe and can be created either by the program itself or interactively by the programmer. In this way, a group of related programs may pass data to each other in an extremely efficient manner.

Another feature of Unix is its ability to safeguard original programs. Before a program is executed, a fork, or replicate, operation copies the program, including the code, register values, open files, current directory and the like, into memory. The replicated process is executed, ensuring that the original is never lost or scrambled, in case execution does not take place properly.

Perhaps the most visible portion of Unix is the shell, or fundamental control program, which functions as the primary interface with the system user. As a command language it offers the programmer a productive working environment. Multitasking permits programs to be started without loss of control of the console. Special command files may be set up so that any sequence of shell commands can be executed by a single user command. Commands can even be strung together at the console so that the results of one are fed directly to the input parameters of the next, in the same manner as pipes interfacing programs.

-R. Colin Johnson

When transported, the Unix operating system was enhanced in several ways so that the Z8001 implementation might run more reliably. For example, in the standard Unix operating system, nothing prevents two users from simultaneously modifying a file so that one user can accidentally invalidate the other's changes. The Zeus operating system qualifies the three standard Unix file-opening modes (read, write, and read and write) with three access-control modes specifying what other users can do with the file.

The Zeus access control modes are shared, read-only, and exclusive. The shared mode, the standard Unix control mode, allows other users access to any file they desire. In the read-only mode, other users may access the file only for read operations. In the exclusive mode, other users may not access the file at all; the first user opening the file has exclusive access to it until the file is closed. Any attempted access to a file that violates these parameters results in a failure of that open operation.

Other enhancements

A full-screen text editor, called the visual editor, has been implemented in Zeus for cathode-ray-tube terminals. Its data base contains terminal-control information that permits full-screen editing for almost any combina-

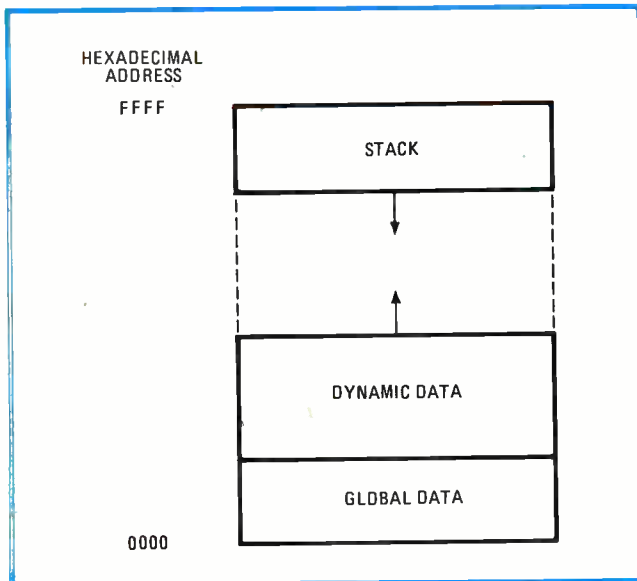
tion of CRT terminals. The terminal data base can be updated by the user when adding new terminals to the system.

The editor lets the user display text files one page at a time and rapidly move the cursor on that page, inserting or deleting characters, words, lines, or groups of lines with a minimum number of keystrokes. Several additional features are available, such as cut-and-paste and word-wrap facilities.

Rebuilding the system

Another enhancement is the Sysgen program, which automatically rebuilds the Zeus system, letting the user tailor it to specific requirements. The user can add disk and tape drives or other input/output devices using the Sysgen program as well.

Several other utility programs are supplied with Zeus. Learn, an interactive program, teaches new users how to fully exploit Zeus's facilities; Mail lets users send messages to each other in postal format; Calendar automatically reminds users of events scheduled during the day when they sign on and begin using their terminal; Spell is a spelling-error detection program that uses a 25,000 word dictionary; and Man prints selected portions of the Zeus reference manual on the user's terminal. Over



2. Subdivisions. Zeus separates the memory space for programs and data, the latter being subdivided into areas for the stack, dynamically allocated variables, and global variables. Hardware ensures that the stack and dynamic areas do not overlap.

60 other utilities are furnished with the Z-Lab.

Almost the entire Unix operating system and its application programs are written in C, a system implementation language. The key to transporting Unix software is a C compiler that generates code for the target system, in this case the Z8001-based Z-Lab 8000. Although C carries a certain level of machine independence, this does not mean that the entire Unix operating system can be transported by merely recompiling it. Most application programs, however, can be transported in this manner.

Seventh edition

Specifically, the Zeus operating system is Zilog's enhanced version of the seventh edition of the Unix operating system, which was modified by Bell Laboratories to eliminate explicit machine dependencies and ease its transportation to other computers. Some implicit machine dependencies, however, must of necessity remain in the Unix kernel. For this reason, transportation to Z-Lab is greatly simplified by creating hardware very similar to those architectural features implicit in this kernel.

The two major machine dependencies in the Unix kernel are the size of integers and pointers and the memory management capability required by Unix software. Both the Unix kernel and C assume that integers and pointers are the same size and that integer arithmetic can thus be performed on pointers. Examining the evolution of the Unix system sheds light on how this machine dependency was handled.

C originally was developed to write Unix, and Unix originally was written for Digital Equipment Corp.'s PDP-11 family of 16-bit minicomputers. Further, the seventh edition of the Unix system was written specifically for PDP-11 systems with separate code and data address spaces. Thus, microcomputer hardware that provides facilities similar to those of a minicomputer such as

DEC's PDP-11/70 should minimize the transportation effort.

On the basis of this background information, the design team decided to run the Z8001 microprocessor in the nonsegmented mode for user processes and for almost all of the kernel. In a nonsegmented mode, programs use 16-bit addresses and are limited to a single 64-K-byte segment. This means that both integers and pointers are considered 16-bit quantities and therefore integer arithmetic can be performed on them.

Because the Z8000 family can support separate code and data address spaces, user and system programs may have as much memory as a PDP-11/70—128-K bytes, of which 64-K bytes are code and 64-K bytes are data. Furthermore, the Z8001's 24-bit addressing scheme can handle a total system memory as large as 16 megabytes. Because the Z-Lab 8000 can handle up to 1.5 megabytes of memory the need for swapping programs in and out of main memory is reduced, thereby minimizing response time when a large number of users are on the system.

Much of the existing Unix software base takes advantage of the operating system's dynamic allocation of memory. This system characteristic has had a major impact on the hardware design of Z-Lab.

Memory management

Figure 2 shows how a C program's data is laid out in memory. This stack starts at the highest 16-bit data address and grows toward lower addresses. Global data that is statically allocated starts at address 0 and of course does not grow.

The Unix kernel provides system calls that allow a process to dynamically request more data memory. This dynamic data area starts just above the global data and fills in the unused addresses up to stack.

Memory space located between the stack and the dynamic data area is not necessarily allocated to one or the other. The hardware must therefore detect a memory reference in the constantly changing gap between the two memory areas and make sure they do not overlap. When an invalid access is detected, the kernel can either allocate more memory or terminate the process, as appropriate.

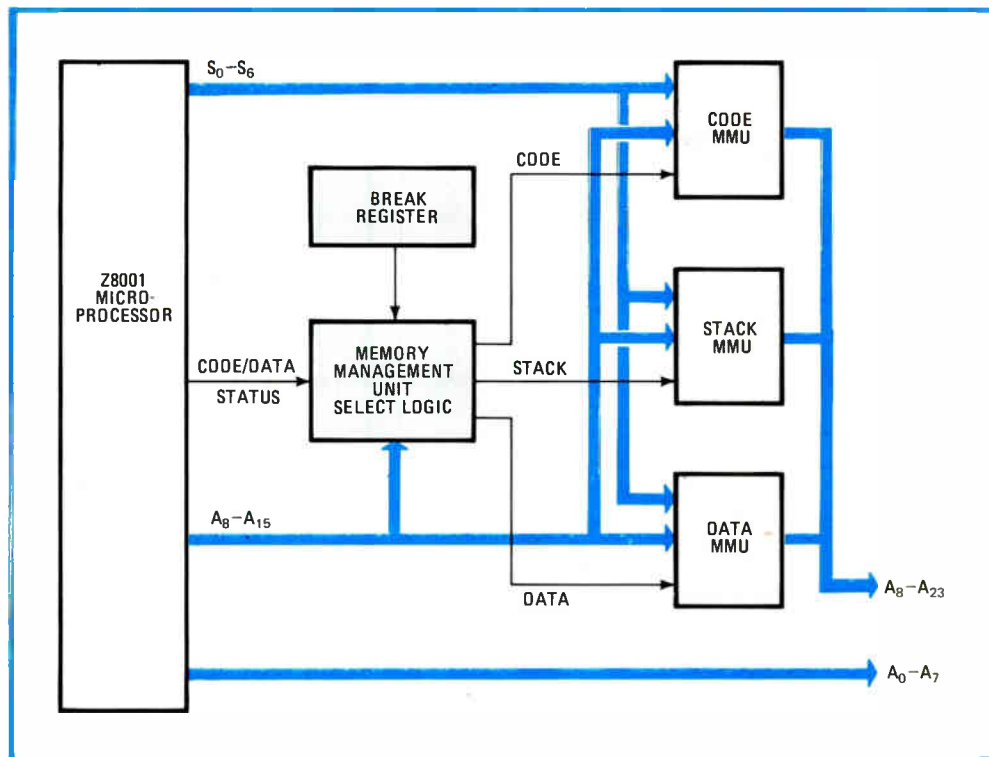
To protect the memory areas from invalid access, Zilog's Z8010 memory management unit was selected for the Z-Lab processor board. The MMU relocates addresses so that programs can be placed anywhere in physical memory and keeps the system from being corrupted if a user's program runs amok.

Nonsegmented solution

If Z-Lab were running in segmented mode, the two data areas would be placed in separate data segments, and the MMU could detect address violations as well as the need for more memory. In a nonsegmented mode, however, memory references to both bear the same segment number, so detecting a memory reference in the gap must be accomplished in another way in order to prevent the dynamic data area and the stack from overlapping.

Although the segmented-mode solution could not be used, it did provide the foundation for a nonsegmented

3. Multiple MMUs. In the Zeus operating system, the Z8001 processor runs in its nonsegmented mode, and memory management units divide the memory space into separate code, stack, and data areas. The break register stops the stack and data areas from overrunning one another.



solution, in which the references to the two dynamic data areas are made through two different MMUs. In Fig. 3, a simplified block diagram of Z-Lab's memory management architecture shows that there are separate MMUs for the code, as well as for the stack and data address spaces. The MMU select logic determines which one should be activated and guarantees that only one will be active at any given time.

The operating system sets the break register, the key element in determining whether the stack or the data MMU will be activated, pointing to the highest address in the dynamic data area. On every data reference to memory, address bits 8 through 15 from the Z8001 are compared to the value in the break register. Data addresses greater than or equal to the break value activate the stack MMU; data addresses less than the break value activate the data MMU. The MMU selection occurs quickly enough for no wait states to be required, even with a 6-megahertz Z8001.

Integrating hardware and software

The memory management design discussed above handles Unix software and nonsegmented Z8000 programs. In addition, the memory management architecture of the Z-Lab processor board can be modified under program control to support segmented user and system programs. Future software releases can thus take full advantage of the 16 megabytes of address space provided by the segmented Z8001.

The Z-Lab development project was approached as an integrated product-design effort. A broad-based project team was selected to facilitate close cooperation among the hardware, software, and mechanical engineers, and the memory management architecture thus developed by the team solved problems that could not have been

solved independently by any of the individual groups.

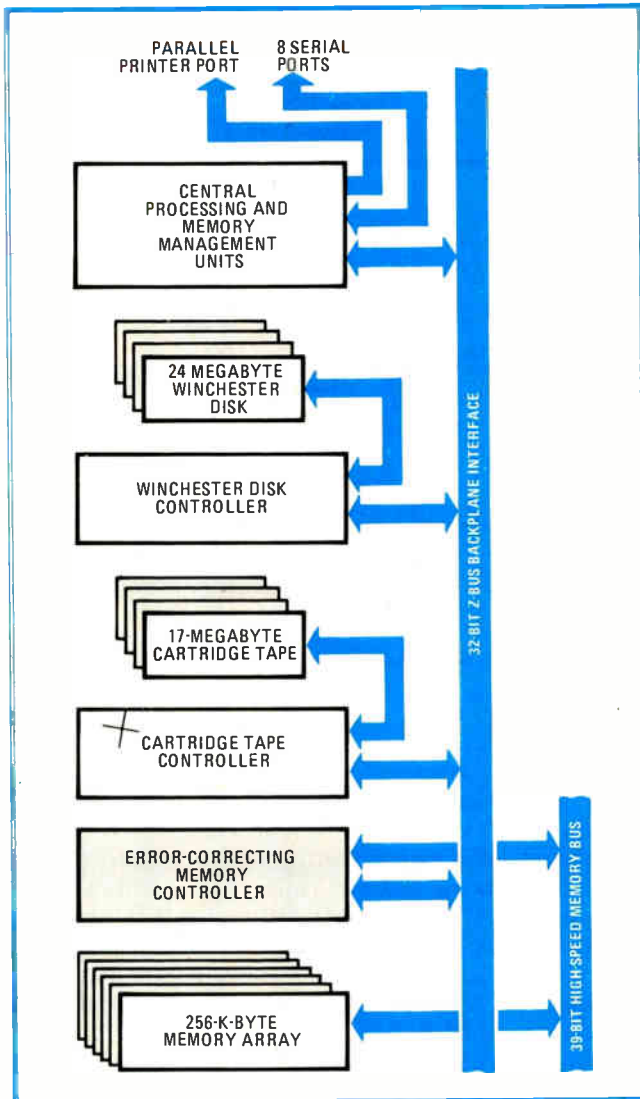
Likewise, the various goals of the Z-Lab system could be attained only with an integrated approach to the hardware, software, and mechanical engineering aspects of the project. Of these goals, the first was to design a Unix-based system with enough flexibility and file-system integrity that users could configure and maintain it themselves. A second goal was a performance level that could comfortably support up to 16 users. The final one involved packaging the system for the office environment.

To best achieve these goals, the project team sought a system design with minimum power consumption and noise levels. Thus, the Z-Lab offers high-performance minicomputer power in a quiet and easily portable package that consumes only 325 watts. It has no special power requirements and no cooling requirements, if ambient temperature stays below 40°C.

Z-Lab system hardware was also designed for expandability. Using a moderate-sized printed-circuit board (approximately 9 by 11 inches) kept the hardware configuration compact while allowing enough board area for future Z-Lab products. A highly reliable two-piece connector, although slightly more expensive than the conventional one-piece card-edge connector, improved connection reliability and permitted more connections per inch of pc-board edge.

Bus with a future

A semisynchronous bus, the ZBI, was chosen for its high level of system performance and input/output interface. All Z8000 peripheral circuits interface with the bus simply, needing buffering only to attain the TTL drive levels required on the backplane. Z80 peripherals can also be attached to the bus by generating the required



4. Architectural planning. The Z-Lab development system uses the proprietary ZBI 32-bit bus, an error-correcting memory controller that communicates with the main memory over a separate high-speed bus, and both Winchester disk and cartridge tape controllers.

Z80 timing with simple interface logic.

The ZBI is a true 32-bit bus with the address and the data multiplexed on the same lines (Fig. 4). The bandwidth of the bus (8 megabytes per second) is sufficient for future high-speed 32-bit processors and for peripheral controllers as well.

The Z-Lab error-correcting memory controller (ECC) supports 8-, 16-, and 32-bit data transfers, performing 32-bit error correction with the aid of seven extra syndrome random-access memories that hold the correction bits for every 32 data RAMs. The ECC communicates with its memory array cards over a very high-speed dedicated memory bus.

Maximizing memory capacity

All timing and refresh circuitry on the controller is centralized, maximizing memory capacity in the system. In addition to a maximum of 1.5 megabytes of ECC memory in the processor module enclosure, the Z-Lab

unit has slots for the processor, cartridge tape controller, and Winchester disk controller cards as well.

Two of the Z-Lab's three peripheral controllers are intelligent, using Z80B 6-MHz microprocessors. This offers three distinct advantages.

First, device control chores are offloaded from the main processor. The operating system thus can communicate with the peripheral controllers using high-level commands that let the peripheral controllers work in parallel with the main processor. For example, Z-Lab can issue simultaneous reads or writes to more than one disk drive; the disk controller keeps track of head position, sector position, and data transfer.

Secondly, the intelligent peripheral controllers can perform self-diagnostics on power-up or on command, thus certifying to the host processor with a high degree of certainty that they are functioning correctly before processing begins.

Finally, product maintenance and upgrading is simplified by using firmware. As information is gathered on how the operating system interacts with the disk under different program mixes, the Winchester disk controller can be easily "tuned" for higher performance by altering the firmware.

Initial board set

The Z-Lab board set consists of:

- A processor board containing eight serial channels with programmable bit-rate, a parallel printer interface for either Centronics or Data Products-type printers, a memory management subsystem that supports either segmented or nonsegmented user processes, and read-only memory containing the bootstrap software and power-up diagnostics.
- An ECC memory controller that supports 32-bit error correction for up to 16 256-k-byte memory array cards. This board contains detection and reporting logic for uncorrectable errors and error-logging logic for correctable errors.
- One or more 256-k-byte memory array cards using high-speed 16-k dynamic RAMs.
- An intelligent cartridge tape controller that handles up to four tape drives for file archiving or for backup of the entire system.
- An intelligent Winchester disk controller that supports up to four 24-megabyte 8-in. Winchester disk drives.
- An optional serial I/O controller board that supports an additional eight serial lines and an additional printer port.

Several other subsystems will be offered with Z-Lab in the near future. An expansion chassis will increase the number of card slots in the unit from 10 to 20, the maximum number a ZBI bus can support, for constructing very large systems.

Another offering will be a compatible 40-megabyte Winchester drive (40- and 24-megabyte drives can be mixed on the system's Winchester controller). Zilog also will offer an intelligent serial controller that can perform direct-memory-access transfers to and from main memory, which will help improve system performance by reducing the amount of time that must be spent by the processor in servicing terminal interrupts. □

Unix-like software runs on mini- and microcomputers

Multiuser operating system uses same file formats and system calls, runs programs without modification

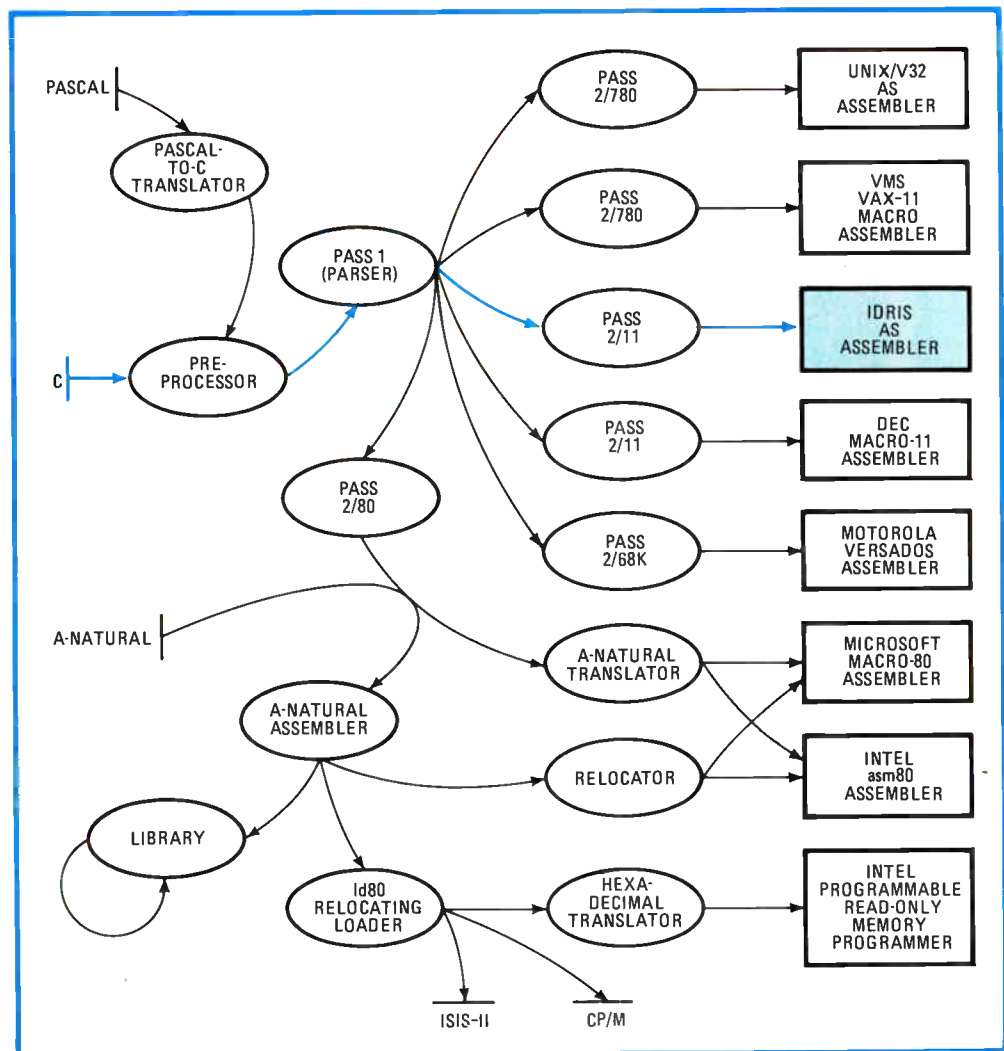
by P. J. Plauger and M. S. Krieger
Whitesmiths Ltd., New York, N. Y.

□ The Unix operating system has quietly revolutionized the way software is developed by proving itself an excellent workbench for a broad class of applications. Though it was first developed on rather small minicomputers, current versions of Unix can run on machines that support 50 or more simultaneous users. Until recently, larger-scale microcomputers have been barred from exploiting its benefits.

In response, Whitesmiths Ltd. has developed its own implementation of the Unix operating system for both mini- and micro-computers. Called Idris, it is a separate system that has been designed from the ground up—not just an adaptation of the existing Unix system—and hence requires no additional licensing from Western Electric Co. And unlike other operating systems modeled on Unix, Idris looks identical to the original when run on Digital Equipment Corp.'s PDP-11 or LSI-11 systems. Programs that operate under Unix have a high probability of running without modification when moved to Idris, or vice versa (Fig. 1).

As 16-bit microcomputers become more available, the long-felt need for decent development systems will become even more acute, and Idris is an answer. There is a broad gap between computers too big for operating systems such as Digital Research's CP/M and those too

1. Software system. The various programs shown convert high-level language statements into a form compatible with the various assemblers listed on the right. The path traced in color shows the transformations that a C program undergoes with Idris.



A short history of Unix

It all began with Kenneth Thompson's and Dennis Ritchie's frustration with the operating systems available in 1969. The Murray Hill Computer Center for Bell Laboratories was running a General Electric 645 mainframe under the Multics operating system, which was one of the first multiuser interactive systems. Before Multics, however, only batch-oriented operating systems—typically using punched cards and producing printouts—were available. Following in the batch-processing tradition, a major emphasis of Multics was isolating users from one another with several layers of protection to ensure that they did not inadvertently alter each other's disk files. Since sharing files among a well-organized team of programmers was the emerging software project style at Bell Labs, Thompson (right) set out to build a better system. The final result—Unix—was not written all at once, however, but rather evolved in response to more immediate needs.

One of Thompson's ambitious software projects that spurred him on toward Unix was his Space Travel program, which simulated the movement of the major celestial bodies in the solar system. A little-used Digital Equipment Corp. PDP-7 with an excellent display processor was a natural for rewriting Space Travel, especially since it cost \$75 to run the program on the GE machine.

The project served as a painful introduction to how difficult program development can be with a computer lacking an adequate operating system. Initially, programs for the PDP-7 were developed on the 645 and carried to the DEC machine on paper tape. But Thompson soon



tired of that, first implementing a rudimentary operating system and, finally, an assembler for the PDP-7, both of which were written entirely in assembly language. That adventure set him thinking about the kind of file system that would by its nature encourage cooperative programming projects. As he implemented these ideas, the


name Unix was suggested as a play on the name of the soon-to-be-abandoned Multics system.

Thus, Unix was born in the mind of Ken Thompson and continued evolving into its current form in response to its increasing use within Bell Labs. For example, the patent department's interest in Unix resulted in extensive word-processing capabilities being built into the system. As Unix grew, however, its lack of a high-level language became the limiting factor that spurred Thompson to write the language B just before the whole system was transported to one of the first DEC PDP-11/45s ever made. Several utilities were written in B, but it soon became evident that an interpretive language without structures or data typing would not be suitable for rewriting Unix.

Finally, the maintenance headaches became so splitting that Dennis Ritchie wrote C in order to shape Unix into a more manageable form. "One of my primary goals was to eradicate explicit machine dependencies like the Nuxi problem," comments Ritchie, inverting the two syllables of Unix in comic reference to the PDP-11 technique of storing the least significant byte of 16-bit words first.

C evolved along with the whole Unix project, making possible the addition of multiprocessing and the transportability of Unix to other machines. Now one of the most respected structured programming languages around, C is largely responsible for the widespread use of Unix in many multiple-user processing systems.

Currently, Thompson is working on a microprogrammable chess-playing machine with discrete logic components spread over nine large wrapped-wire cards and supervised by an LSI-11. Ritchie is working on network communication problems, but both do all their programming in C and under Unix. "Unix is light years ahead of everything else," notes Thompson, who sounds as though he is still thinking in terms of space. **-R. Colin Johnson**



small for Unix. And with the seventh edition of Unix, which must be stuffed into a PDP-11/23, that gap has widened considerably.

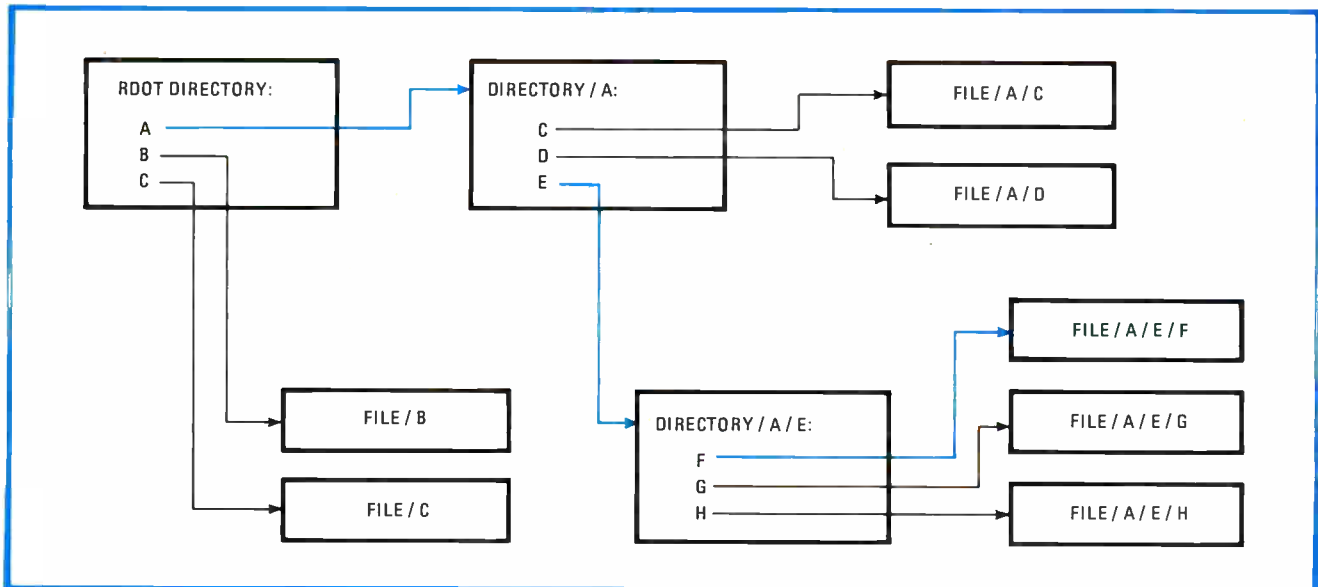
The Idris market lies between these two extremes. There seems to be a large contingent of people who feel that Unix is an excellent operating system, but not large enough. Idris is committed to the notion that Unix is excellent, except it is not small enough.

Idris is a multiprocessing system that manipulates a sophisticated hierarchical file system and multiple input/output devices. Yet only about 60-K bytes of memory are needed for a machine with the code space efficiency of a PDP-11 to hold the resident code plus the largest pass of the C compiler. At least half a megabyte of secondary storage is also required for a reasonable collection of commands and for swapping; but a megabyte is really needed to give one user a comfortable storage area. Idris performs best, however, with a Winchester drive and one or more extra banks of memory.

When a program is being moved between two operating systems, even if both are provided by the same vendor for the same piece of hardware, certain peculiarities invariably spring up. Hardware-dependent system calls are the most obvious difference, since the services made available to a user rely on existing system components such as disk-controller protocols.

The organization of files on disks, conventionally called file systems, differs markedly among systems. This is hardly surprising, given the lack of standards for file-system formats; but it is distressing to find most file systems so poorly documented and idiosyncratic that only the original hardware configuration can read and write acceptable disks. Even more surprising is the fact that magnetic tapes are often incompatible with various systems, making it impossible to produce media in different formats on a single system.

Idris shares two important characteristics with Unix that address those problems: it recognizes the same



2. Hierarchical file structure. A file can be a program, data, or another directory, all originating from the root directory whose name is "/" on all systems. The file named /A/E/F shows its origin by indicating that it is referred to in directories /A/E, /A and /.

system calls, and it manipulates the same file formats. On the PDP-11 and LSI-11, in fact, the in-core images—the binary form of data and programs—of executable files are almost always bit-for-bit-identical between Idris and Unix. On other Unix-like systems, the match-up occurs at the library level, where a set of functions written in the high-level language C performs the necessary transformations to maintain the same external characteristics across implementations.

Inherent differences

Internally, however, there are substantial differences between Idris and Unix. For one, Idris has its own process-priority scheme and its own mechanisms for sharing memory effectively among multiple processes.

On small machines, Idris can run with no memory management hardware at all, which is impossible for standard Unix; a battery of software checks keeps system integrity high even in the absence of hardware memory protection schemes. Idris makes no attempt to maintain shared-text files, which pay off only on large memory configurations, and it is also much more restrictive than Unix in letting dynamic memory-allocation requests dictate how processes will grow in size.

These differences seldom affect the user, but they let Idris effectively use much smaller hardware configurations than Unix. On the PDP-11 family, the Intel 8086, or even on the Motorola 68000, both memory-managed and non-memory-managed hardware can be equally well supported. On an LSI-11/03 with 64-K bytes of memory and double-density diskettes, Idris will support a full multiprocessing environment. This flexibility stems from the fact that Idris has been carefully partitioned to isolate dependencies on memory management hardware (if any) to a few small modules; there is no preoccupation with the PDP-11 style of memory management.

Idris has approximately 40 system calls identical to those defined in the sixth edition of Unix. Half are concerned with process control—spawning new pro-

cesses, communicating among them, and setting and testing various process attributes—and the other half perform input/output and related control functions.

Unlike many systems, both Idris and Unix have no secret system calls. Though some of them can be performed only by a privileged user, the style in which all processes are written is not affected.

The fundamental control program, called the shell, which corresponds to a command line interpreter or master control program in other systems, is simply another (nonprivileged) process. The shell provided with Idris is a streamlined counterpart of the sophisticated command interpreter evolved on later Unix versions.

Nearly all processes under Idris are initiated by a command made by a logged-in user to the shell. The shell prompts for a text line with a \$ (the prompt can be changed by each user) and then reads lines of the form:

```
$ ECHO HELLO WORLD!
```

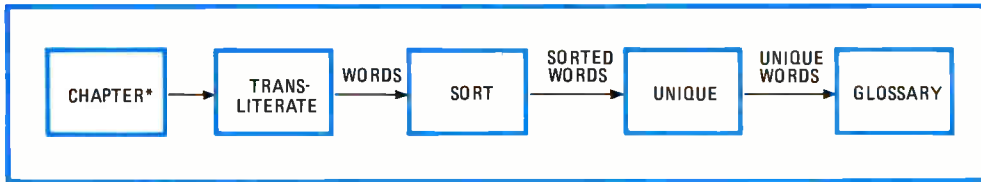
This command calls for the shell, after being passed the three string arguments ECHO, HELLO, and WORLD!, to execute the file ECHO as a program. ECHO is sought and, if found in the proper format, executed. The supplied version of ECHO simply types its arguments to the standard output, usually the user's terminal, and exits.

Such a function is more useful than may be at first apparent. For example, redirecting the standard output:

```
$ ECHO HELLO WORLD! > FILENAME
```

causes ECHO to write its line of output to the file called FILENAME instead of the terminal. It is just as easy to append more data to an existing file or to redirect the standard input from the user's terminal to a file of commands.

How the shell runs a program under Idris or Unix is quite interesting. After it reads and parses, or recognizes, a command line, it executes the fork system call. The fork creates a new process—one that is identical to the original right down to the files it has opened. The



3. Pipelines. Programs may be linked with what are called pipes. Illustrated is a series of programs that convert a text file into an ordered list of unique words—a glossary.

child, or new process, instantly executes the specified program in the command line. The parent, or original, waits until that child has terminated execution, reporting its exit status back to the parent. The child image is lost for good after the program has been successfully executed, which is why the original shell chose to fork in the first place.

With this scheme, an arbitrary tree of processes can be set up, and considerable information can be passed up and down the tree. An additional mechanism called a pipe lets one program pass data to another program as if it were writing to a file and thereby communicate data to another process, which reads the data as if from a file. Such pipelines are easily manipulated, and the shell facilitates stitching together several simple utilities into a powerful new mechanism.

Thus, any program can run any other program, and many separate small programs can be encapsulated under user control. Since the shell is just another process that reads and writes standard output, it is easy to execute a script of commands previously stored in a file; no special submit facility, or spooling mechanism, is required. Command scripts may accept arguments and perform conditional and looping statements just like a compiled program; so the shell is, in a very real sense, an interpreter for a very high-level user-oriented language.

Device independence

Like Unix, Idris easily interfaces processes with disk files and I/O devices. Device independence receives much lip service, but is seldom attained in practice. Idris comes much closer to that goal than most operating systems by using a hierarchical file system structure and by minimizing the internal structure of files, even when files are actually physical devices.

A file system is simply a logical data structure imposed on a contiguous collection of disk data blocks. The blocks are standardized across devices at 512 bytes, but the logical data structure contains information in its header on how many blocks it comprises, so that a broad class of secondary storage devices can support the same structure.

Up to 65,536 blocks may participate in a single Idris file system. Large disks are partitioned into multiple file systems of up to 32 megabytes apiece; conventional diskettes can be formatted as 250-K-byte file systems with the same format.

File systems constructed under Unix on the PDP-11 may be freely interchanged with those written under Idris. Moreover, Idris supports this standard across different machines, regardless of native byte-order or address size—something the Unix community has failed to do. Thus the file systems written on removable media become a true *lingua franca* among diverse machine architectures.

Each file system contains a “root” directory that can lead to an arbitrary number of files and/or subdirectories (Fig. 2). A file is located by its path name, as in ABC/DEF/G or ABC/G. The former identifies the file G in subdirectory DEF of directory /ABC (the difference between directory and subdirectory being academic), while the latter path name identifies a different file G in /ABC. There are no limits to the structural depth of the directory that may be constructed.

To navigate through this potentially huge name space, each Idris process keeps track of the current directory in which it is operating. Files in this directory are referred to by family name, as in G; files in other directories are reached by path names that start at the root ABC/DEF/G or by local navigation from the current directory DEF/G. If the current directory were ABC, both of these path names would identify the same file. Thus, many different users may reuse the same file names with little fear of collision and without the cost of writing a long qualifier for each file reference.

Physical I/O devices are accessed by making special entries in this directory structure. The entries have names just like any other disk file, but cause devices to twitch when addressed.

It is also possible to mount a file system on a physical device, so that all the files appear as a subtree hanging off the existing directory structure. As a result, an essentially unlimited amount of data can be placed simultaneously on line, without requiring any one process to know about more than one directory entry. For most applications, even the 32-megabyte limitation on an individual file system is thus largely irrelevant, since the boundaries in the directory structure are nearly invisible once file systems are mounted.

Uniform files

Nearly all operating systems make a sharp distinction between binary files to be fed to programs and text files destined for users. Idris treats all files the same—as ordered sets of 8-bit bytes. Programs that handle text expect a file to contain zero or more lines, where each line consists of zero or more arbitrary characters terminated by an ASCII linefeed or new-line character. No information stored in the file attributes promises this line structure, however, and many programs work very well without it.

Even physical devices emulate these simple standards as much as possible. Reading an interactive terminal, for example, delivers at most one line of text after character delete and other editing have been performed. Each line is invariably terminated by a new-line character, even if the particular terminal encourages the use of ASCII carriage return instead. Similarly, writing a new-line-terminated line to any terminal causes insertion of carriage returns and delays as appropriate.

As a result, the vast majority of programs are written to read standard input as a text file and write standard output as another text file. Each program is debugged, and often used to advantage as a separate package that interacts with a terminal. Later it can be redirected to files or pipelined to other programs with no changes, greatly simplifying program development.

Software tools

In addition to its operating system facilities, Idris has a powerful group of software tools that can be used either separately or as part of a pipeline (Fig. 3). These tools include a context-sensitive editor, a runoff facility for formatting text, file comparators for source-code control and automated testing, a program for finding text patterns within files, a sort program, encryption and decryption tools, and programs for copying or moving files or subtrees of files. Over seventy tools are currently available with Idris, and together they encompass the functions most widely used at Unix installations.

Similar tools are found in many operating systems; however, in Idris, they have been designed to work together, often in ways never envisioned by the system implementers. Little or no need exists for the many traditional packages built atop other systems—packages with names like source-code control system, word processor, data-base management system, or report generator. All such functions are applications of the standard Idris tools.

A prime example of this system integration can be found in producing a glossary for a set of files named chapter 1, chapter 2, and so on. This task reduces to a shell one-liner that assembles the chapters into a single stream, translates the white space between words into new lines, sorts the resulting word list, discards multiple entries, and then writes the unique entries onto the file glossary:

```
tr "\ t" -t"\n" chapter*|sort|uniq > glossary
```

Software tools such as these make Idris powerful: good system calls and a flexible file system merely

provide a hospitable environment. No single enterprise is likely to duplicate the extensive set of tools that has grown up under Unix; but Idris already encompasses many of these valuable facilities, and it can support most Unix-based tools as well.

Most operating systems are written in machine-dependent assembly language. The authors of the Unix system have avoided this pitfall, however, and it has been successfully transported by Bell Labs to several machines. Whitesmiths has followed Unix's lead by writing Idris as much as possible in the highly portable C language. Dependencies on individual machines or memory management styles are kept isolated to a small portion of the resident program (see table below), so that large portions of Idris come up very quickly once a small piece of it is redone.

Transporting Idris

In many ways, the hardest part of transporting Idris is writing a code generator for the C compiler that is targeted to the new machine. Along with this, an existing assembler must be modified for the new instruction set, and a runtime package must be written. That package includes those operations not easily executed by in-line code, such as floating-point arithmetic on computers without floating-point hardware and the forty-odd system calls described earlier. It is also desirable to replace the disassembler portion of the standard debugger with functions that can interpret the new instruction set in object files and core images.

Once this is finished, the resident program is reworked to reflect the target-interrupt structure, memory management architecture, and device peculiarities of the recipient system. Initially, handlers must be written for a console device and at least one disk drive. Most of the resident program modification is done in C, and, all in all, only a small portion of the resident program need be touched.

Utilities can then be moved across—presumably unchanged, although there are always a few surprises when working with a new code generator, on a new machine, or on a machine with different byte-order from any of its predecessors.

For all the preparation that has gone into Idris, Whitesmiths still budgets a minimum of two senior programmer-years to move C and Idris to a new machine. This is a large investment compared with the time required to rewrite an interpreter for a pseudo-code-type machine; but the payoff is the dramatically better efficiency and execution speed resulting from using a true compiler tailored to the target environment. However, it is only a small investment compared with what has been made by others who have attempted to transport operating systems, and it is trivial compared with the effort needed to rewrite most systems. □

PROJECTED IDRIS SYSTEM PARAMETERS

Machine	Master/ slave hardware	Mapping hardware	Program relocation	Instruction and data space	System area access	Pointer size
LSI-11	no	no	software	no	direct	2
8080	no	bank switch	software	no	copy in/ copy out	2
PDP-11	yes	yes	hardware	maybe	copy in/ copy out	2
8086	no	yes	hardware	yes	copy in/ copy out	2
68000	yes	no	software	no	direct	4
VAX-11	yes	yes	paged	no	paged	4
IBM/370	yes	yes	paged	no	paged	4
UNIX VERSION 6 AND 7 SYSTEM PARAMETERS						
	required	required	required	option	paged	2-4

It's a small world

Says Oliver Germanium, otherwise known as Oliver O. Ward, massive President of Germanium Power Devices Corporation.

"And although our share of the world market for Germanium devices continues to get bigger and bigger, we are also making Germanium in smaller sizes, down to TO-1."

"For example, we now manufacture TO-1 (and TO-5) Germanium transistors, in these types: AC151-153, 162, 163; ACY17-22, 27-31, 39-41; ASY26, 27; OC71-78; plus a whole host of NKT numbers.

"That's on top of our existing, well-known ability to meet Milspecs, Nato specs, JAN, EIA, and PRO-ELECTRON requirements.

"And it's all part of whole-hearted commitment to replace those Germanium devices you used to buy from Motorola, Texas Instruments, GE, Delco, Siemens, Mullard, SGS-ATES, Newmarket and Thomson.

"From 150mW small signal to 100A power, in packages of all shapes and sizes, our range of Germanium products continues to astonish the world."

Send for the latest GPD Catalogue or tell us your specific problem.

Germanium Power Devices Corp
Box 65 Shawshen Village Station
Andover Mass 01810 USA
Telephone 617 475 5982
Telex 94-7150 GDP Andr.

**Germanium
Power Devices
Corporation**

Circle 130 on reader service card

Austria Rieger GmbH, Marvergasse 10, A-1030 Wien 3, Tel: 0222-73 46 84. Tx: 131087 rieger a/Omni Ray GmbH, Vertriebsbüro Wien, Prinz Eugen-Strasse 36, A-1040 Wien, Tel: 0222-65 64 31. Tx: 132712 omray a. Benelux BV DIODE Laboratorium Voor Electronetechniek, Hollanblaau 22, 3526 AM Utrecht, Holland, Tel: 030-884214. Tx: 47388 Rue Picard Str. 202, 1020 Bruxelles, Belgium. Tel: 02-4285105. Tx: 25903. Denmark I. V. Johansen Elektronik A/S, Titangade 15, DK 2200 Copenhagen N. Tel: 0451 63 99 22. Tx: 16522. France Davum, Dept TMC, 11 Rue Racine, PO Box 28, 93121 La Courneuve, Tel: 836-84-01. Tx: 210311. (PUBLI) West Germany Solcomp Elektronik GmbH, Mondstrasse 10, 8000 Munich 90. Tel: 089-66 40 27. Tx: 05-22870. India Kirloskar Electric Co Ltd., Bangalore 560 055. Tel: 367714 (Marketing) 35311-8 (other depts). Tx: 0845-230 & 0845-290. Italy Syscom Elettronica Spa, Via Gran Sasso 35, 20102 Cinisello Balsamo, Milano, Tel: 02-6 189 159 and 02-6 189 251. Tx: 33018. Euretlettronica Srl., Sede, 20145 Milano, Via Mascheroni 19. Tel: 049 81 851. Tx: 39102 THOMI-LEC. Norway Nordisk Elektronik (Norger) A/S, Mustadsvei 1, Postboks 91-Lilseaker, Oslo 2, Tel: 0752-13800. Tx: 856-16963 (AICD NM). Portugal Ditrax Componentes Electronica, Lda, Av. Miguel Bombarda 133, L.D. 1000 Lisboa, Tel: 54 53 13. Republic of South Africa Electron (Pty) Ltd., 704 Main Pretoria (Near) Houtweg Wynberg PO Box 10544, Johannesburg 2000. Tel: 406 290. Tx: 8 2333. Spain Kontron SA, Costa Brava, E. Edificio Mirasierra, Madrid-34. Tel: 734 84 13. Tx: 23382. Sweden Satt Electronics AB, Agency Sales Division, PO Box 32006, S-126 11 Stockholm, Tel: 08/81 01 00. Tx: 10884. Switzerland Omni Ray AG, 8008 Zurich, Dufourstrasse 56. Tel: (01) 478200. Tx: 53239. UK Representative Wintrones, 71 Tunnel Road, Imbridge Wells, Kent TN1 2BX. Tel: 0892-44811. Tx: 957567. UK Agents Jermyn Industries, Sevenoaks, Kent. Tel: 0732-50144. Tx: 95142. Consort Electronics Ltd., Rosebank Parade, Reading Road, Yateley, Camberley, Surrey. Tel: 0252-871717. Tx: 858889.

In-house standards fill gaps in instrument-computer interface

Adoption of codes, formats, and operating conventions for IEEE-488 instruments simplifies system design

by Maris Graube, Tektronix Inc., Beaverton, Ore.

□ In 1975, the Institute of Electrical and Electronics Engineers took a giant step toward interfacing instruments with computers when it published IEEE Standard 488-1975. But that standard, also called the general-purpose interface bus, or GPIB, was only a first step; further standardization is needed if equipment from different manufacturers is to be truly compatible. The IEEE is working in this direction; in the interim, Tektronix has developed an internal standard that others may also find useful.

Standard 488 defines three aspects of a computer-instrument interface: mechanical (the connector and cable), electrical (the levels for logical signals and the lines the signals are sent and received over), and functional (the tasks that an instrument's interface is to perform, such as sending data, receiving data, and triggering the instrument). It does not define, however, the language sent over the bus or the manner in which the physical communications system is to be used. This lack of standard ways to use the GPIB causes a variety of incompatibilities.

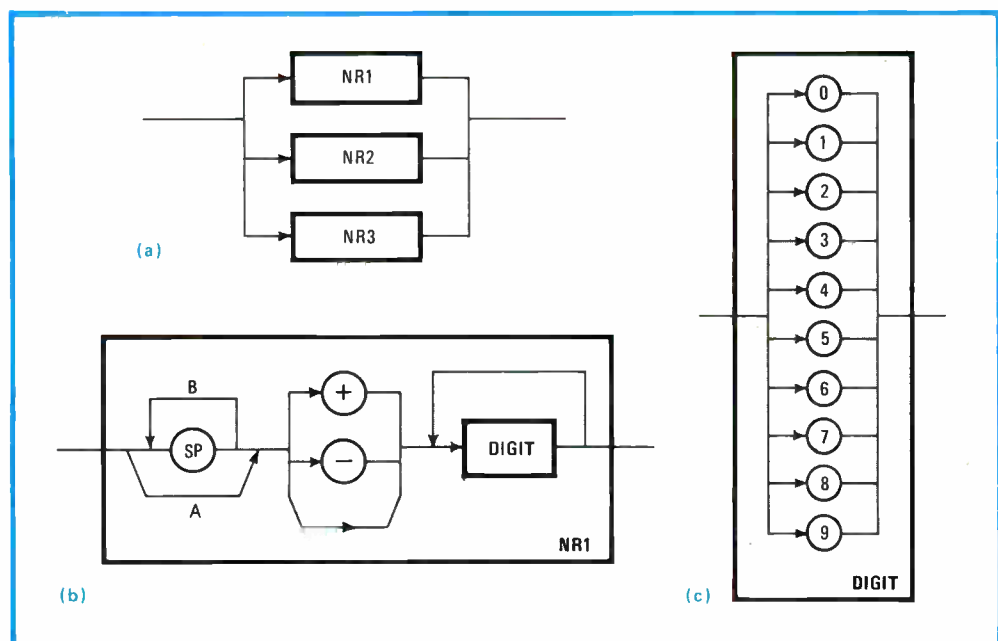
For example, if a multimeter takes a reading of +3.75 volts and wants to send that reading to a computer, the

standard gives eight data lines for transmitting it in byte-serial fashion. But the question quickly arises, "How should the five characters be encoded?"—a question the standard leaves unanswered.

The next question that naturally arises is, "What format is used to send this information? Should the +3.75 reading be sent from right to left, left to right, or some other way?" Here, too, the standard has no answer.

Even if the multimeter uses an acceptable code and format, compatibility is not ensured. For example, to tell the computer it has finished its data transmission, the multimeter may send a carriage return, CR, followed by a line-feed character, LF. The computer, however, may recognize CR by itself as the message-terminating convention. It therefore stops communications after receiving CR, before the multimeter sends the LF character.

Although both computer and multimeter are 488-compatible, they do not work together, because the 488 standard has not defined codes, formats, and operating conventions for using the bus. The designer of an instrument or controlling computer is free to choose them—free, in effect, to create incompatibilities using the GPIB, because these can usually be taken care of by clever



1. Numerical syntax. For each of the three GPIB number formats shown in syntax diagram (a), another, expanded syntax diagram such as that for NR1 (b) can further define it. The circled items in (b) are ASCII primitives, and the digit term can be reduced to primitives as well (c).

TABLE 1: NUMBER TYPES IN ASCII CODE FOR THE GENERAL-PURPOSE INTERFACE BUS

NR1	NR2	NR3
SP+123	SP1.23	SP1.23E+03
SPSPSP45	SPSPSP.45	SPSPSP.45E-06
+8789	-789.	-789E+0

computer programming. Also, designers have tended to make instruments compatible with the few predominant instrument controllers (or computers) available. But as instruments become more complex and intelligent, incompatibility problems become more severe.

The IEEE is currently working on such standards for the GPIB, but when they will be generally available is not known. It is believed that Tektronix' internal standard, developed for its own use, will be helpful to other instrument and systems designers now and will also comply with the IEEE standard when it is released.

It is quite easy to tell a human being that a particular number coding format is to be used; but a microprocessor needs to have an explicit, unambiguous message, or else it will send or receive information that is obviously erroneous. Most instruments and other GPIB devices now use ASCII-coded characters to send and receive data, so ASCII coding is becoming a *de facto* standard.

In addition, the American National Standards Institute's X3.42 standard format is used by most instruments to send and receive numbering. This format states that there are three types of numbers—integer, real, and real with exponent—and that they should be sent with the most significant character first.

Simply defining a format verbally is insufficient, however; it can lead to misinterpretation and misunderstanding. Therefore, syntax diagrams are used to describe precisely what is meant by "number" or by some other character sequence. Syntax diagrams are similar in function to the state diagrams used in the IEEE-488 standard to describe the workings of the GPIB.

Picture-perfect standards

Once a format has been described by a syntax diagram, it can be precisely described in a computer program or in microprocessor firmware. The syntax diagram in Fig. 1a says there can be three types of numbers. If a path is traced through this syntax diagram by following the arrows in this figure, then one of the three types will be encountered.

The diagram still does not say what a number really is, but only that there are three distinct types. As it appears in the syntax diagram in Fig. 1b from left to right and following the arrows, a format NR1 number may begin with a sequence of spaces, SP. The spaces are optional, since path B can be taken as many times as needed. Next, a plus or a minus sign can be selected; these are also optional. Then one or more digits can make up the character string.

In this example, the characters SP, +, and - are inside circles. In the language of the syntax diagram, that means that they will not be defined any further; they are the primitives—in this case, the ASCII charac-

ters. "Digit," however, is in a rectangle and has to be defined further, as in Fig. 1c.

Thus, eventually everything is defined in terms of ASCII primitives. The syntax diagram states that an NR1 is an integer number with at least one numeric character that may optionally be preceded by a sign and/or spaces. The number types NR2 (real) and NR3 (real with exponent) can be similarly defined as shown in Table 1.

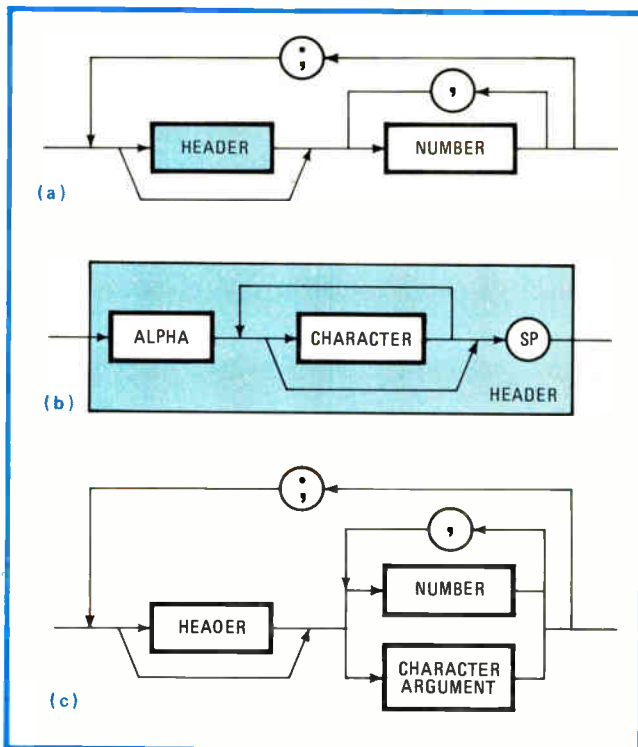
Although syntax diagrams are useful, they have their limitations. For example, they cannot show that a negative 0 should not be sent.

Numbers in context

To have a computer or instrument controller interact with intelligent devices, however, code and format conventions must be more comprehensive than simple definitions of numbers. If a device makes a group of measurements and is asked to report them, a group of numbers must be sent. To separate one number from the next, a comma can be used. For example, the position coordinates from a digitizer might be sent as NR2, NR2.

Further, if a device makes two different types of measurements—for example, frequency and phase—there should be a means of identifying these two types of numbers. This can be done by first sending a header—a description of the number. If the headers and numbers are sent consecutively, they must be separated from each other. This is done by sending a semicolon (;) as a separator. These conventions are shown in the syntax diagram in Fig. 2a.

A header should be a description that people can read



2. Letters with numbers. Sending groups of readings over the bus is facilitated by using semicolons and commas as separators (a). The header describing the number's meaning (b) can be used with a character argument also (c) for data types such as range auto.

TABLE 2: ARGUMENTS FOR DIFFERENT TYPES OF DATA TRANSMISSION

Name	Function
String	for sending text to a display or printer
ASCII block	for sending blocks of ASCII-coded data of known length
Binary block	for sending binary blocks of known length
End block	for sending binary data of unknown length or format

and should be kept short to minimize the transmission time on the bus. For the header in Fig. 2b, "alpha" is upper- or lower-case ASCII alpha characters. "Character" is defined as any ASCII printing character, excluding (,), (:), and (SP) and some other characters that have a particular meaning. The SP character is used as a separator between the header and the number.

The syntax diagram specifies only the data structure of a measurement but not what is being measured—that is, how a particular instrument makes a measurement, what the accuracy or resolution is, or any particular instrument characteristics. Clearly, this is a step toward language compatibility without forcing or interfering with instrument design.

Codes and formats have been presented so far as increasing compatibility between devices on the bus and making it easier for a computer to communicate with instruments. But a person must still write the program to make the computer send something on the GPIB. The computer is simply an intermediary, transmitting the user's intent over the bus to the instrument.

An instrument can be designed in one of two basic ways. It can be designed with minimal intelligence to accept "hieroglyphics" that it can conveniently interpret and execute. For example, a power supply could require the sequence 2 3 7 4 to put out 15.7 v; the "2" stands for the 0-to-50-v range, and the "374" represents the range fraction (50 v)374/1,000, which is the desired voltage. In this case, the power supply needs a 4-byte latch and a simple digital-to-analog converter to be programmable. On the other hand, the power supply could be built with processor intelligence and could accept NR1, NR2, or NR3 numbers. In that case, to put out 15.7 v the programmer simply sends the character sequence 15.7.

The latter method of interacting with instruments is a great deal more convenient for people, not only when the computer program is first written, but also later, when someone other than the original programmer has to find out what the program is supposed to do. To promote this compatibility between devices on the bus and between humans acting through a computer, appropriate codes and formats are needed.

Beyond numbers

Numbers in the NR1, NR2, or NR3 formats are good for both computers and people. People, however, often need to send directions to instruments in a format other than numbers—trigger enable, switch on, and range auto, for example. In these situations, the first word can

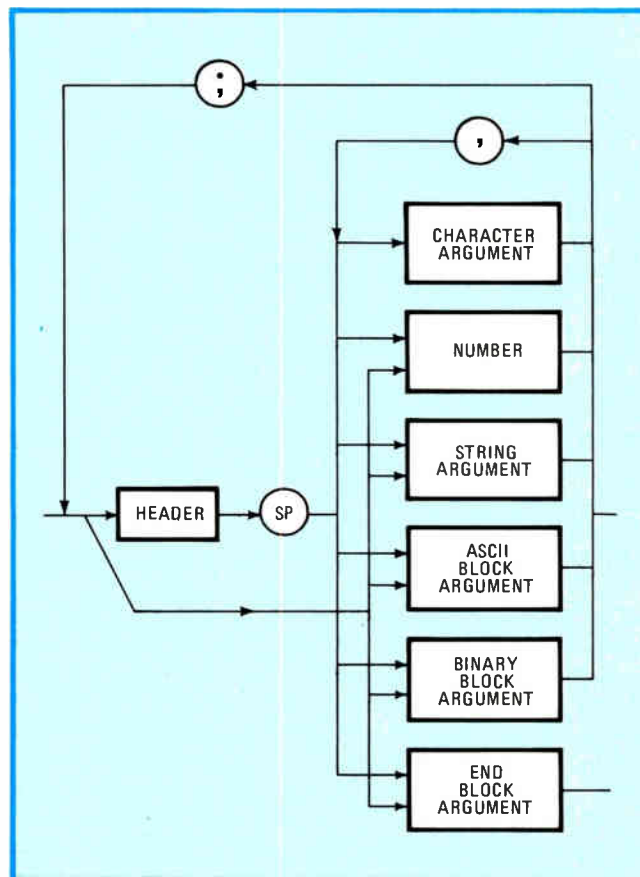
be treated as a header and the second as a nonnumeric data type. This can be shown by taking the syntax diagram in Fig. 2a and modifying it slightly (Fig. 2c) to include a character argument—a sequence of ASCII characters a person can read. Other arguments useful for various purposes are given in Table 2.

All data types can be summarized into a single syntax diagram (Fig. 3) describing the general format for all types of bus communications. Though more complex than the diagrams shown earlier, this diagram eliminates some subtle problems.

The overall syntax diagram has been constructed and the arguments have been defined so that a message conforming to this convention can be parsed—that is, easily taken apart and clearly understood by a computer or instrument. Most instruments need not implement all the types of constructs possible—only those appropriate for a particular application. Thus the diagram's complexity does not mean that instruments need be equally complex.

Message conventions

To avoid incompatibilities, a standard way to terminate messages is needed. Two common methods are currently being used: one is to send printer format characters such as CR or CR LF, and the other is to assert the end-or-identify (EOI) line. However, some devices such



3. In general. A general syntax diagram for all possible data sent on the bus is shown above. This diagram need not be realized in all devices but makes it easier to parse data into meaningful groups and to construct a format-implementing device in silicon.

TABLE 3: STATUS BYTES COMMONLY NEEDED FOR THE BUS

Name	Code	Function
Normal conditions		
Normal status	000X 0000	Response to serial poll when condition of instrument is normal.
SRQ query request	010X 0000	Tells controller to query device to determine nature of service needed.
Power on	010X 0001	Reported after every power on, informs controller that device has just come up; eliminates problem of device coming onto bus without controller's knowledge.
Operation complete	010X 0000	For a multitask environment, tells controller that entire set of tasks is complete and device is ready for another command.
Abnormal conditions		
ERR query request	011X 0000	Reports error but does not identify it; controller should send query for error identification.
Command error	011X 0001	States that message received cannot be parsed logically.
Execution error	011X 0010	States that message received cannot be executed.
Internal error	011X 0011	States that device is out of calibration or malfunctioning.
Power fail	011X 0100	States that power is failing or about to fail; controller can react by causing data to be stored or noting suspect operation.
Execution error warning	011X 0101	Warns that device has received and is executing a command but a potential problem exists (for example, instrument is out of range but sending data anyway).
Internal error warning	011X 0110	Warns that device has had an internal failure but is continuing to function.

as waveform digitizers have to send messages that may contain a sequence of binary-coded bytes, which, if perceived as ASCII, will appear to be a CR LF and thus be misinterpreted.

The second termination method has no such problems. Asserting the EOI line unambiguously terminates the message. Thus, Tektronix instruments assert the EOI line concurrently with the last byte of the message.

Other problems arise from the lack of conventions for message termination. It may happen, say, that a high-voltage power supply currently set to put out 10 v and limit current to 2 amperes is sent the message to put out 1,000 v at 10 microamperes. Lacking good message-handling conventions, the supply goes to a 1,000-v output immediately upon receiving the first part of the message. But because the current limit is still 2 A (the value from the previous setting), the supply either crow-bars or damages the equipment connected to it.

It would be much easier and safer if the power supply had the good sense not to execute any command until the entire message is received. Power supplies and other instruments can be designed such that they do not execute a message until the EOI line is asserted, thus eliminating potential problems.

This could also prevent misunderstandings between a computer and a measurement instrument. When instructed to send a measurement message, an instrument can send an EOI only when the message is complete and will send no more data unless directed to do so. That way the computer knows that no data is lost, and the instrument is not inadvertently stopped from talking in the middle of a message.

A message can be defined, then, as a block of information that begins when a device starts sending data and ends when an EOI is sent or received concurrently with

the last data byte. But the beginning of a message needs further clarification. An instrument sending a message may be interrupted by the computer taking control, perhaps as part of a serial poll. When the instrument is made a talker again, it should resume sending the message. Thus a message begins when a device enters the talker active state (TACS) for the first time following a reset or previously sent EOI.

A further refinement of the message convention is that when a device is made a talker, it should always say something. If it has nothing to say and will have nothing to say for an indefinite amount of time, sending a byte of all 1s concurrent with an EOI lets the listening device know that no meaningful data is forthcoming. This null message prevents the GPIB from being held up while the computer waits for a talker that has lost its voice.

Other conventions can make life on the bus easier. A listening device should always handshake, even when it does not understand or cannot execute a particular message. After an end-of-message indication, it can send out a service request if it is confused and, on a serial poll, notify the controller that nonsense has been received.

Though under no circumstances should devices be able to execute a message they do not understand, some do not follow this convention—with disastrous results. One power supply, if sent four letter Os instead of numeral 0s (a common mistake), will put out its maximum voltage instead of its intended 0 v.

Status bytes and queries

The IEEE-488 standard defines a facility for an instrument to send a byte of status data to the computer. However, it defines the meaning of only a single bit—bit 7, which shows whether a device is or is not requesting service. Since there is a need for instruments to report

TABLE 4: QUERIES FOR GPIB DEVICES

Name	ASCII code	Function
Error identify	ERR?	Requests details of error reported by a device.
Setting	SET?	Asks a device for present setting and other state information; permits learn mode.
Identity	ID?	Requests device's type, model number, firmware version and so forth; permits system self-configuration.

other kinds of status or error to the computer, a more specific status byte convention should be established.

One common need is for instruments to tell if they are busy or ready (bit 5 is used for this purpose at Tektronix). Another common need is for instruments to report if they are encountering abnormal conditions (Tektronix employs bit 6 for this task). More complex conditions besides busy/ready or normal/abnormal are listed in Table 3. Table 3 status bytes are generally useful for most purposes, but certain instruments may have conditions that are peculiar to them. Bit 8 can be used to indicate that the status byte is particular to an instrument. Standard coding for the status byte makes it more convenient to program the system controller; if all instruments have such codings, then a common routine for handling status bytes can be written. But even with all the possibilities status bytes allow, it is often necessary to send more detailed status information. This can be done via a convention called queries.

Normally, a measurement instrument will send a measured value when it is made a talker. To elicit something other than this message, the computer could first send a query to the instrument and then, when the instrument is made a talker, it could send the required information. The queries can take the form of a header followed by a question mark. Some queries and their uses are given in Table 4. Defining a standard way to elicit responses from an instrument eases programming of the instrument system. If all instruments use the same form to perform similar functions, the programmer has to learn only one convention instead of many.

Instruments that incorporate queries offer improved compatibility and usefulness in systems. But the price of greater capability is more complexity and the potential for misunderstanding. For example, what happens when an instrument is sent two queries in a row? Does it honor both requests or does one supersede the other?

The further convention that is called for here is simple: if the queries are in the same message, the instrument responds to both requests in the order in which they were received. If the queries are sent as different messages, then the last supersedes the previous one.

Friendlier operation

As instruments become computers in their own right, more operating conventions will be needed—conventions more characteristic of a mainframe computer and its peripheral processors than small desktop calculators and simple-minded instruments.

But such conventions need not make intelligent instruments more difficult to use. Quite the contrary, an intelligent instrument should be easier to use if its intelligence is employed properly. For example, though an instrument should always send numbers in the correct format described earlier, it should receive numbers forgivingly. Negative zero numbers should not be sent, but if they are received, they should be accepted. An NR3 number should be sent exactly as defined in the ANSI X3.42 standard—that is, as NR2 EXPONENT; but some of today's computers violate this standard and send numbers in the format NR1 EXPONENT. The invalid number should in that case be received and the NR1 portion interpreted as an NR2, with an implied decimal point following the least significant digit. If an instrument receives a number whose precision is greater than it can handle internally, then the number should be rounded off, not truncated.

An instrument should recognize both spaces and commas as argument delimiters. Multiple spaces or commas should not be construed as delimiters for null arguments. This convention is useful because some computers gratuitously generate spaces and send them on the GPIB.

An instrument should receive headers and character arguments in both upper and lower case and equate them: a = A, b = B, and so on. This is useful because some desktop instrument controllers have a problem sending uppercase characters. An instrument sending data about its front panel should use headers and character arguments that correspond to the front panel's nomenclature. These features make an instrument friendly to an inexperienced programmer.

Other useful conventions can also be built into today's instrument. The service request (SR) function and the corresponding status byte reporting are very important. Sometimes, however, a person or a computer does not want to be interrupted—for example, when a sensitive or time-dependent measurement is made. For these cases, a message, RQS OFF, can be sent to disable any service requests. To turn the service request capability back on, the message RQS ON is sent.

Another useful convention is related to the device trigger (DT) function. Sometimes a command message sent to an instrument should be executed immediately; at other times, when the group-execute-trigger interface message is sent. To make the instrument execute demands immediately, the message DT OFF is sent. To make the instrument defer execution of commands, the message DT ON is sent. □

Thermocouple simplifies temperature controller

by V. J. H. Chin
National Research Council, Division of Chemistry, Ottawa, Canada

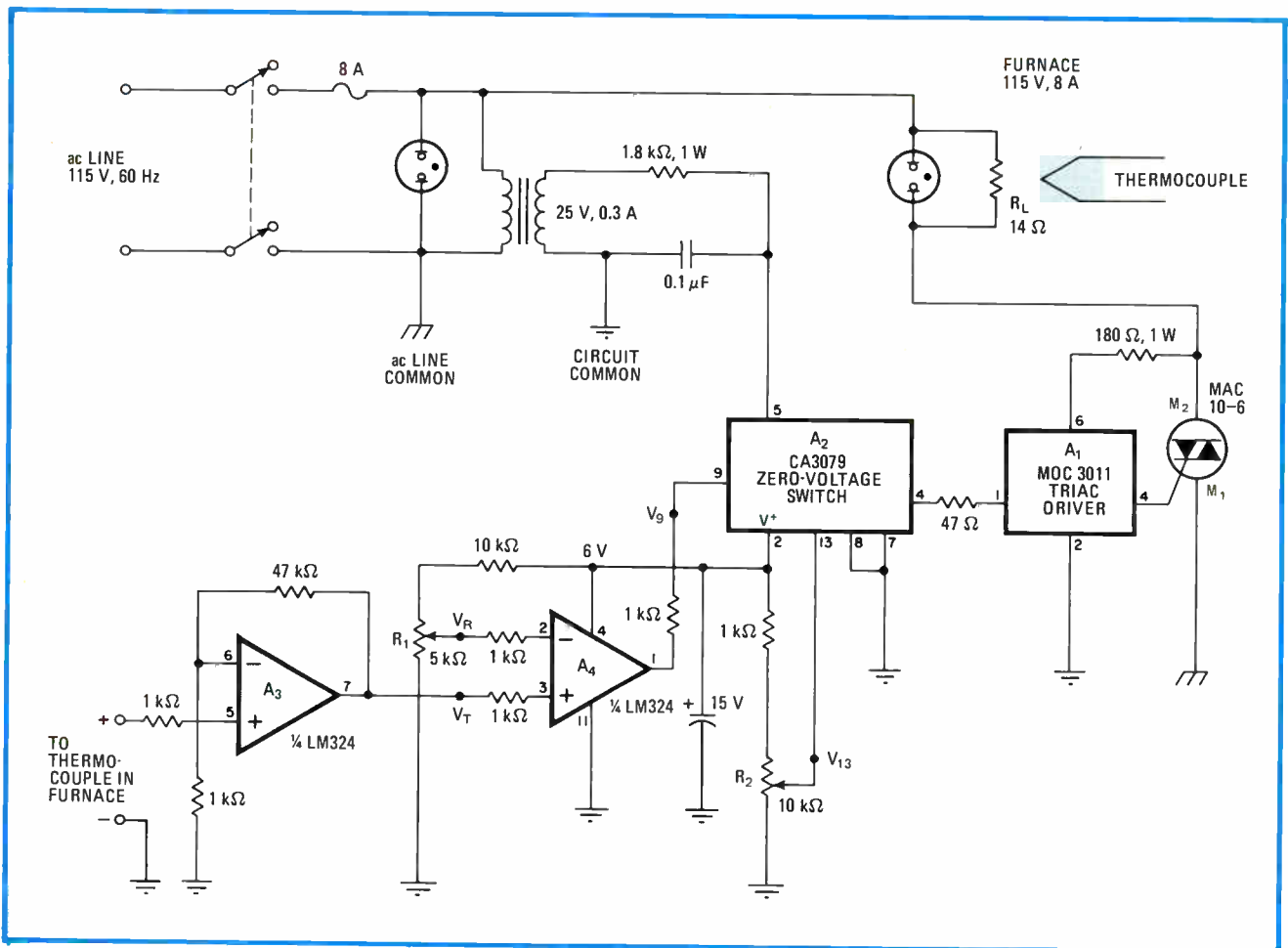
Virtually all the designs for low-noise, high-temperature controllers of the type that use zero-crossing switches have thermistors in the sensing circuit—an impractical configuration in many cases because of the size requirements and availability of the thermistor itself. To overcome these inconveniences, this simple circuit substitutes an ordinary thermocouple for the thermistor, yet works as well as a thermistor-based one—for instance, it controls the environmental (furnace) temperature from room temperature to 1,100°C to within $\pm 2\%$.

In general operation, the furnace is heated from the ac

line through a triac, triac driver A_1 , and the CA3079 zero-voltage switch A_2 . The CA3079, in turn, switches on when the output differential from the thermocouple drops below a value corresponding to a given furnace temperature. Switching occurs because the amplified thermocouple voltage, V_T , at the output of A_3 falls below the user-preset reference potential, V_R , at the input to A_4 . Note that in addition, the CA3079 must be biased so that potential V_{13} is initially less than the comparator's output, V_9 , in order that the circuit containing R_L of the furnace will be completed and current will flow when the furnace is cold.

The thermocouple voltage is linearly proportional over its entire range to the temperature in the furnace; consequently, if potentiometer R_1 is linear, it can be directly calibrated in terms of temperature. For optimum switching, the voltage V_{13} should be set at half of the LM324's supply voltage.

As for cost, the prototype circuit was built for an outlay of less than \$20. □



Hot-wired heater. Chromel-Alumel thermocouple eases design of zero-crossing-switched temperature controllers. Potentiometers R_1 - R_2 set the reference voltage for switching on furnace from CA3079 switch without the need for setting up a complicated reference scheme. Linear response makes it easy to calibrate R_1 as a direct function of desired temperature. Circuit works to 1,100°C, is accurate to within $\pm 2\%$.

Logic-gate filter handles digital signals

by Andrzej M. Cisek
Electronics for Medicine, Honeywell Inc., Pleasantville, N. Y.

Performing the digital counterpart of electric-wave filtering in the analog domain, this unit can function as a low-pass, high-pass, bandpass, or band-reject filter of a square-wave pulse train. No RC integrating networks or comparators are needed, the all-digital filter being tuned simply by adjusting the reference frequency. Built originally for biomedical applications, it can find much broader use in the field of communications.

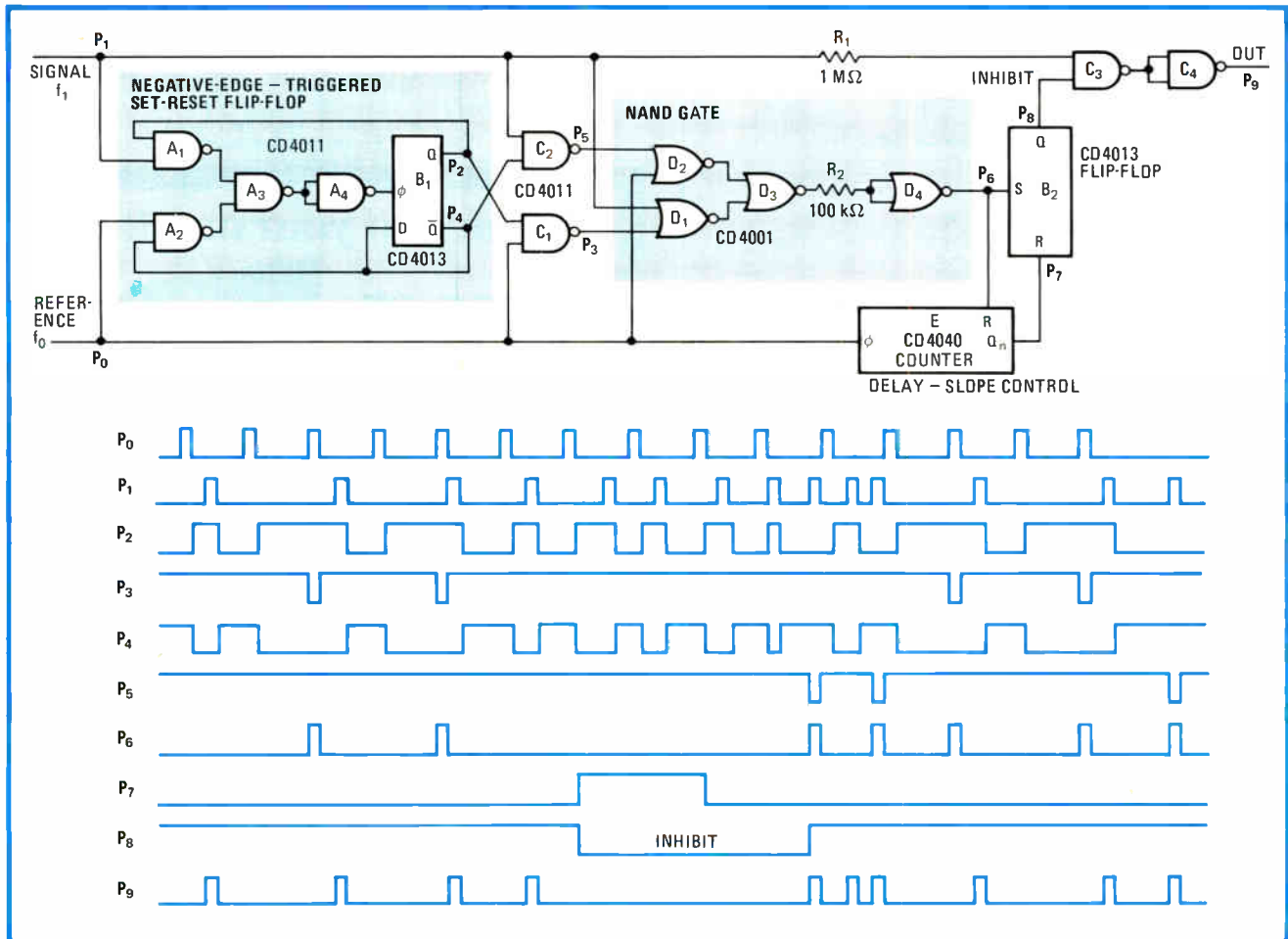
Consider the case of the band-reject filter shown in (a) in the figure. As seen with the aid of the timing diagram, the Q output of the edge-triggered set-reset flip-flop formed by the gates of the CD4011, A₁-A₄, and the 4013 D flip-flop (B₁) is brought high by the training edge of reference frequency f₀ and brought low by the falling edge of signal f₁. The combined output of the flip-flop and f₀ appears at gate C₁, moving low if f₀ > f₁.

Similarly, C₂ moves low if f₁ > f₀. Therefore, signals from the output of the NAND gate formed by NOR gates D₁-D₄ appear whenever f₀ ≠ f₁. Each pulse sets flip-flop B₂ high if it is not already so, permitting signal f₁ to pass through to the output.

Meanwhile, the 12-stage 4040 ripple counter advances on each pulse from f₀. The counter will reach the Q_n state if f₀ = f₁, because no reset pulse can emanate from gate D₄ under that condition. These events will disable gate C₃ and prevent f₁ from reaching the output.


The steepness of the filter's roll-off characteristic will be determined by which stage of the counter resets flip-flop B₂. The filter's reaction time to changes in the input and reference frequencies will vary accordingly—that is, the steeper the slope, the longer the response time, this delay being the major drawback of the filter. The corner frequencies are f_{1 min} = (N - 1)f₀/N and f_{1 max} = (N + 1)f₀/N, where N is the number of pulses of f₀ required for the counter to produce a reset pulse. The quality factor is Q = f₀/Δf₁ = N/2.

The stop-band filter can be easily modified to a band-pass type if the Q̄ output of flip-flop B₂ is wired to serve as the inhibit line. To convert the filter for low-pass duties C₂ is removed and both inputs of D₃ are connected to D₁. In like fashion, C₁ is removed and both inputs of



Digital damping. To perform band-reject function, this combinational logic circuit ascertains the frequency relationship of two square-wave signals. Tuning is done by adjusting the reference frequency. Selectivity is determined by tap position Q_n of the counter. Waveforms for given points in circuit show timing relationships. With minor changes, the filter is easily adapted for high-pass, low-pass, and bandpass duties.

THE SWITCHER!




The "quiet" switcher. Low noise, high density, pulse-width modulated, 20KHz. Single and multiple output, open and enclosed frame. State-of-the-art technology providing high regulation, and extended reliability. Available in a wide range of power levels.

ELPAC POWER SYSTEMS
3131 Standard Avenue, Santa Ana, CA 92705
(714) 979-4440 TWX 910-1513

Electro Booth 3402
Circle 135 on reader service card

THE LINEAR!



Highly reliable, open and enclosed frame, single and multiple output. Precisely regulated for general purpose as well as MICRO-PROCESSOR based systems. Available from 6 watts to 250 watts standard.

ELPAC POWER SYSTEMS
3131 Standard Avenue, Santa Ana, CA 92705
(714) 979-4440 TWX 910-1513

Electro Booth 3402
Circle 138 on reader service card

"SURGE FREE"

SURGE ABSORBABLE DISCHARGE TUBE

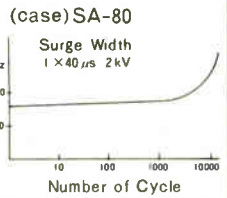
(FOR CIRCUIT PROTECTION)

- **POINT**
 - (1) Usable at wider ambient condition, especially good under high humidity
 - (2) Visibility for operation
 - (3) Compact and easy assembly
 - (4) Stable characteristics
- **APPLICATION**
 - Computer circuit
 - Communication equipment
 - Home Appliance
 - Aircraft and Automobiles

● **TYPE**

Type	Discharge starting Voltage (VDC)	Tolerance	Insulation Resistance (Ω)	Discharge Current (A)
SA-80	80	±10%	10 ¹⁰ min	2,000
SA-140	140	±10%	10 ¹⁰ min	2,000
SA-200	200	±10%	10 ¹⁰ min	2,000
SA-250	250	±10%	10 ¹⁰ min	2,000
SA-300	300	±10%	10 ¹⁰ min	2,000
SA-350	350	±10%	10 ¹⁰ min	2,000
SA-7K	7,000	±1,000V	10 ¹⁰ min	2,000
SA-8K	8,000	±1,000V	10 ¹⁰ min	2,000
SA-10K	10,000	±1,000V	10 ¹⁰ min	2,000

Change of Ez by cycling discharge



● **MAIN PRODUCT** NEON GLOW LAMP, XENON FLASH LAMP, RARE GAS, DISCHARGE LAMP. MINIATURE : BLACK-LIGHT, UV-LIGHT, FLUORESCENT COLOR-LIGHT.

ELEVAM ELECTRONIC TUBE CO., LTD.

NO. 17-8CHOU 2-CHOME OTA-KU, TOKYO JAPAN
TELEPHONE : 03(774) 1231~5 TELEX : 246-8855 ELEVAM

Circle 137 on reader service card

Tailored to your needs



Electronic Service Kits

Now top quality Snap-on electronic tools are offered in four standard or individually tailored tool kits for the professional electronic technicians and manufacturers of electronic components and equipment. Kits are available in various styles of attache cases and tool holding inserts. For full details write us or call your nearest Snap-on branch. Snap-on Tools Corporation, 8051C 28th Avenue, Kenosha, Wis. 53140.

Snap-on Tools

Circle 136 on reader service card

554

D_3 are connected to D_2 if a high-pass response is desired. Note that the NOR-gate circuitry is required to avoid any ambiguity of output state when pulses of input and

reference signals overlap. Also, resistors R_1 and R_2 neutralize the effect of variable propagation-time differences of f_0 and f_1 through the gates \square

Two-chip pulse generator operates at 75 MHz

by M. U. Khan
Systronics, Naroda, Ahmedabad, India

Built from integrated circuits in the emitter-coupled-logic family, this pulse generator can provide independent control of delay and width (variable from 5 nanoseconds to 0.1 second) over the frequency range of 10 hertz to 75 megahertz. Only two chips are required—a quad line receiver and a dual D-type flip-flop.

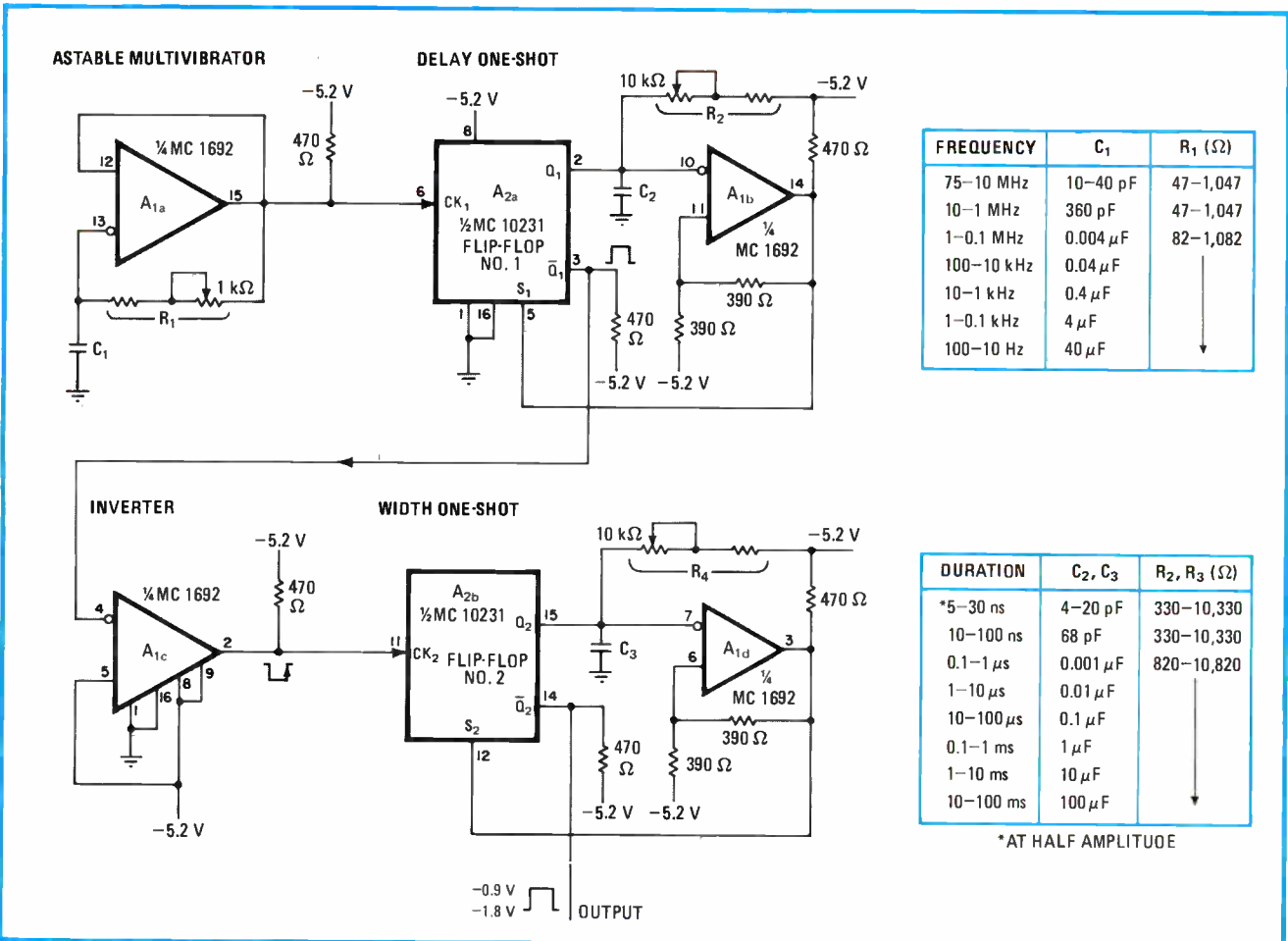
The MC1692 line receiver, A_{1a} , configured as an astable multivibrator, provides a steady stream of pulses, at a frequency determined by R_1C_1 , to the delay portion of the circuit. This section, which uses a second line receiver and one half of the MC10231 dual flip-flop,

generates a corresponding pulse at the output of A_{2a} whose duration is proportional to R_2C_2 . Its maximum duty cycle is greater than 80% at 10 MHz and decreases progressively to about 50% at 75 MHz. After inversion by A_{1c} , the signal is introduced to flip-flop A_{2b} .

A_{2b} is triggered on the positive-going edge of the signal, and so pin 15 of the flip-flop moves high after a time proportional to R_2C_2 , thus effecting the delay time. The duration of the pulse emanating from A_{2b} (that is, its width) is set by the A_{2b} - A_{1d} combination, which is identical to the A_{2a} - A_{1b} configuration. Note that the polarity of the output appearing at Q_2 of A_{2b} matches that of the input signal, because the width-determining one-shot works on an inverted version of that signal.


If the flip-flops are replaced by two MC1670 types, the circuit will work beyond 100 MHz. In either case, the circuits used should be mounted on suitable heat sinks. \square

Designer's casebook is a regular feature in *Electronics*. We invite readers to submit original and unpublished circuit ideas and solutions to design problems. Explain briefly but thoroughly the circuit's operating principle and purpose. We'll pay \$75 for each item published.



Fast and flexible. A simple ECL pulse generator provides independent control of pulse width and delay and works to 75 MHz. The tables outline the component values. Operation can be extended to 100 MHz by substituting an MC1670 flip-flop for A_2 .

Motorola matches the display module to your application and budget



Every Motorola module, from 5" to 23", is available in a variety of configurations and electrical specifications to meet the most diversified customer needs. It is this flexibility—adapting basic design to individual user specs—that has kept Motorola in the forefront of CRT display technology.

The result is the best possible value for your information display dollar—real value measured in performance, reliability, experience and service support—value designed to complement the time and money you've put into your terminal and its application.

The reliability of Motorola displays is measured in *demonstrated and calculated* MTBF. Samples of every model are continuously monitored to duplicate customer life tests, assuring you top performance year after year. Write or call Motorola Display Systems.




Motorola displays the character of your business.



MOTOROLA INC.

1299 E. Algonquin Road
Schaumburg, IL 60196
312/397-8000



Electro / 81

The biggest Electro in six years turns the spotlight on the Northeast, a region that is learning how to keep its industry from fleeing to other parts of the country

by Howard Wolff, *Assistant Managing Editor*, and the Electronics staff

□ It may be struggling with aging plant, ballooning energy costs, and high personal and business taxes, but the northeastern area of the U. S., traditionally a spawning ground for electronic high technology, is also fighting to maintain that tradition. And, the state and industry officials involved in that fight say they are more than holding their own, despite the increasing allure of the southern tier of the nation and its favorable tax structures, lower energy costs, and seductive life style.

The feeling of the officials matches the growing strength of the Electro show and exhibition, which alternates annually between Boston and New York City. Electro/81, which encamps on April 7 for its three-day stay in New York, will be the largest of the six held in the years since it was formed by merging the old Intercon and Nerem meetings. Some 40,000 engineers and other electronics professionals are expected to sign in to attend the technical sessions and workshops at the Sheraton Centre Hotel and see the three full floors of displays at the New York Coliseum. This is the first time all three floors of that building have been used, and the sold-out show will have 827 booths reserved by 378 companies.

The attractions of Gotham on the Hudson are well known. But what is the appeal of the rest of the region that is keeping its electronics firms from following the sun, and what actually is being done to encourage them to make that decision?

A new New England

In Massachusetts, which in many ways has the most active cadre of politicians and businessmen trying to improve its admittedly unfavorable business climate, progress is being made. George S. Kariotis, the state's secretary of economic affairs, points out that electronics is the backbone of the Bay State's growth. "Of our approximately 290 industrial expansions last year, about 75% were in the electronics field," he says. The Massachusetts High-Technology Council, a powerful force for growth, is leading the way in creating new jobs. Members of the group are accounting for about 20,000 new jobs yearly, and only a half to a third of the high-technology firms in the state are members.

The banking community also reports that things are looking up. According to Lynne E. Browne, assistant vice president and economist at the Federal Reserve

Bank of Boston, and John S. Hekman, assistant professor of economics at Boston College in Chestnut Hill, "a new New England is emerging with a manufacturing base growing faster than the national average." And a new study by the Federal Reserve Bank shows that New England leads the eight major national regions in foreign investment.

While the Northeast has its share of RCAs, IBMs, General Electrics, Westinghouses, GTEs, and the like, the small, innovative companies provide a great deal of the electronics lifeblood in the area. Nowhere is that more evident than in Massachusetts, especially around Boston. There, such institutions as Harvard University and the Massachusetts Institute of Technology attract the sort of electronics manufacturer that needs technologically innovative professionals.

In the eyes of Roger D. Wellington, chairman of Augat Inc. of Attleboro, Mass., the two feed off each other. Wellington, who is also vice chairman of the American Electronics Association and a director of the Massachusetts High-Technology Council, says that the combination of mature, thriving high-technology firms and excellent technical education have encouraged new companies in his state. And they have stayed because of the area's "high quality of life," he adds. As for the discouraging factors, Wellington sees taxes and energy costs coming down because of energy deregulation and the tax cuts mandated by the voters last November. But, he maintains, New England still must go to nuclear, coal, and natural gas energy sources.

Agreeing with that conclusion is Kevin Corbett, president of Memodyne Corp. in Needham Heights, Mass. Satisfied with his location—the company grew 25% in 1980 and the prospects for 1981 look "never better"—Corbett nevertheless sees the cost of oil as ominous but manageable now. However, he adds, "if we don't have alternative energy sources in 5 or 10 years, we've had it."

John J. Toohey III, marketing director for Dynamic Measurement Corp. in Winchester, Mass., likes Massachusetts life as well as its strategic location. "Our New England customers [for data-conversion devices] are seldom more than an hour or two away by car, whereas in California we'd be spread pretty thin, with customers all over the map." And his clients, says Toohey, require considerable custom work and handholding. Also, Toohey adds, the concentration of data-conversion firms

in the area means there is a more convenient talent pool.

In one of the oldest electronics centers in the country, the New York City area, especially Long Island, a group of businessmen and lawmakers is gaining ground in its efforts to make the climate more salubrious for electronics companies. On Long Island, where many military electronics suppliers have flourished, the Action Committee for Long Island has been working hard to focus outside interest on the area [*Electronics*, Nov. 6, 1980, p. 102]. Thus far, the group has helped create an Innovation Center at the State University of New York at Stony Brook and the Polytechnic Institute of New York; developed legislation to foster technology; and established a clearing house for information on government grants to business. It has also worked with the Long Island Area Development Agency—a federally funded unit that is trying to set up a foreign trade zone as well as develop a hotel and convention center on the island.

Elsewhere in the New York area, two executives find New Jersey ideal for their companies. At Perkin-Elmer Corp.'s computer operations, William G. Moore Jr., vice president, says there are three reasons for it to remain close to its Oceanport base, within hailing distance of the Jersey seashore.

"The first reason is cost," he says. "If you look at the cost of attracting and maintaining people on the West Coast, it is prohibitive." The second factor is that the European market is far better served from the New York metropolitan area than from anywhere else in the country. Third, and perhaps more localized than the other, is the fact that Perkin-Elmer is the largest high-technology company in

Monmouth County after Bell Laboratories. "We don't have many problems attracting professional talent, and certainly we have no problems with technical or manufacturing people. I think the Northeast will get better with respect to the Sunbelt," Moore goes on, "since some of the Sunbelt areas are already beginning to suffer from urban problems, such as urban sprawl, for example."

Another New Jersey firm, Timeplex Inc., which manufactures data-communications equipment, finds the answer to nationwide growth simply to expand in the Northeast and the Sunbelt. With its headquarters in Rochelle Park, N. J., the company also maintains operations in Sunnyvale, Calif., and Largo, Fla. However, president Edward Botinick finds "the stability and productivity in general is much better in the Northeast." There are some problems, though: "It is impossible to get people to move [to New Jersey] but there is an infrastructure of technical and professional people already in place that we can draw on."

While not strictly in the Northeast, the Washington,

D. C., metropolitan area is the southern anchor of the corridor or megalopolis that extends from Boston through New York, Philadelphia, and Baltimore. "It used to be just the nation's capital, where the principal industry was paper, but now it's much more than that," says one executive about the rapid expansion of the electronics community in the Federal district region, which now embraces much of northern Virginia as well as Maryland almost as far as Baltimore.

"It is the growing capital and new focus of the telecommunications industry," says an official at Satellite Business Systems Inc., the McLean, Va., operation set up at the end of 1975 and owned by International Business Machines Corp., Comsat General Corp., and Aetna Life and Casualty Co. In the beginning, SBS chose downtown Washington to locate its 20 employees because of its proximity to the Federal Communications Commission and other segments of the Federal establishment that had to approve its communications satellite plan. At its McLean headquarters it now employs 335 engineers and technicians, some 35% of its work force; SBS stayed in the area because it is a good place to recruit "a highly qualified labor force," the company says.

That estimate is borne out by membership data from the Institute of Electrical and Electronics Engineers. Between 1978 and 1980, enrollment in the Northern Virginia chapter grew 11.8% to 3,497 members, while the Baltimore-Annapolis chapter expanded by 10.6% to 2,929. The Washington chapter's 4,768 members in 1980 reflect a two-year growth rate of 4.9%. Altogether,


that is an 8% increase to 11,194 members for the region. Most sources agree that most of that growth represents industry rather than Government employment.

The high-technology electronics firms in the Washington area are mostly big military and satellite systems organizations.

Systems houses face personnel shortage

Most of these and their fellow suppliers of military gear in the area believe that the location close to the decision makers in high technology has been a key to growth, as Charles Fink, president of Litton Systems' Amecom division in College Park, Md., puts it. But as demand grows, recruiters at systems houses like Amecom, IBM, and Westinghouse expect one of their bigger problems to be finding adequate professional staff to keep pace.

Control Data Corp., like other computer makers, may face the same problem even though its Washington-area operation, directed from Rockville, Md., does not man-



**"In Massachusetts,
of approximately 290 industrial
expansions last year, some 70%
were in electronics . . .
a new New England
is emerging."**

Could it really be finer in Carolina?

Despite the fact that North Carolina's 150 electronics and electrical equipment plants provide 50,000 jobs and \$1.5 billion annually in manufacturing value-added shipments, Gov. Jim Hunt is still not satisfied. With relatively few integrated-circuit producers in the state, Hunt is determined to make North Carolina "the East Coast center for microelectronics research, development, and production."

To achieve this ambition, the state last July set up its not-for-profit Microelectronics Center of North Carolina (MCNC) at Research Triangle Park, and Hunt has undertaken a campaign to lure microelectronics manufacturers to his state, especially those faced with the dwindling expansion opportunities and soaring costs of California's crowded Silicon Valley. On a three-day recruiting mission to Santa Clara last November, Hunt stressed North Carolina's relatively low corporate and personal income tax rates and real estate, living, and labor costs, in addition to the new MCNC. The Californians were impressed, recalls Stephen L. Meehan of the governor's staff, "when we showed them slides of the kind of North Carolina home you can buy for \$80,000. They said it would cost \$130,000 to \$150,000 out there." Nevertheless, the governor's first successful score came in the East with General Electric Co.'s disclosure last August of its plan to establish a \$100 million Microelectronics Center on a 90-acre site at Research Triangle Park [*Electronics*, Feb. 24, p. 95].

Research Triangle Park got its name when it began nearly 23 years ago because its 5,500 acres in the Carolina foothills are about equidistant from the University of North Carolina at Chapel Hill, Duke University at Durham, and North Carolina State at Raleigh, the capital. With the support of those universities, its initial appeal was to chemical and pharmaceutical corporate researchers as North Carolina sought to attract new industries beyond its big three—furniture, textiles, and tobacco. Now Governor Hunt proudly declares that the output of North Carolina's

rapidly expanding electronics industry "represents a quarter of the total production for all eight South Atlantic States," by far the largest share.

With the creation of the state microelectronics center pending appropriation of \$24.4 million sought by Hunt from the legislature, the governor expects to continue that expansion. The MCNC, which expects to also draw funds from the Federal government and industry (GE's first payment to become an "industrial affiliate" is \$250,000), will function as a research and educational facility with five universities. In addition to the three schools originally participating in Research Triangle Park, the North Carolina Agricultural and Technical State University and the UNC campus at Charlotte have been added. MCNC's directors include the chancellors of those schools, the center's chairman, George R. Herbert, plus four gubernatorial appointees.

Even before the formation of the MCNC, Research Triangle Park began pulling its electronics investments. In 1965, for example, International Business Machines Corp. set up a communications systems development and manufacturing operation in Raleigh that now employs more than 2,500. Now IBM is near completion on a \$45 million computer plant investment at Charlotte. Massachusetts-based Data General Corp. has moved in more recently, with a \$10 million computer plant investment at Apex and another \$5 million minicomputer plant at Clayton. Hewlett-Packard Co. has put up \$10 million for a chemical analysis instrument systems plant at Wake Forest, while Siemens-Allis has committed \$18 million for an electronic switchgear plant at Wendell.

As Hunt put it to his Silicon Valley audience last fall, "Edson de Castro, president of Data General, which has two manufacturing plants and a research center in North Carolina, said it simply and best. He said his company selected North Carolina because 'we felt the engineers would like to work there.' "

-Ray Connolly

ufacture anything. For CDC's corporate and marketing operation now numbers 1,983 persons, about 30% of them engineers—a far cry from the 21 persons who set up the operation in 1960.

This, then, is the situation in the Northeast as Electro/81 raises its curtain. There are problems to be sure, but there also is a feeling that they are at least being handled, if not solved, and that the pendulum is beginning to swing back. While the Sunbelt and Far West have bitten off large chunks of the region's industrial base, development officials in the Northeast like to think that the rush to the sun has slowed.

The road to productivity

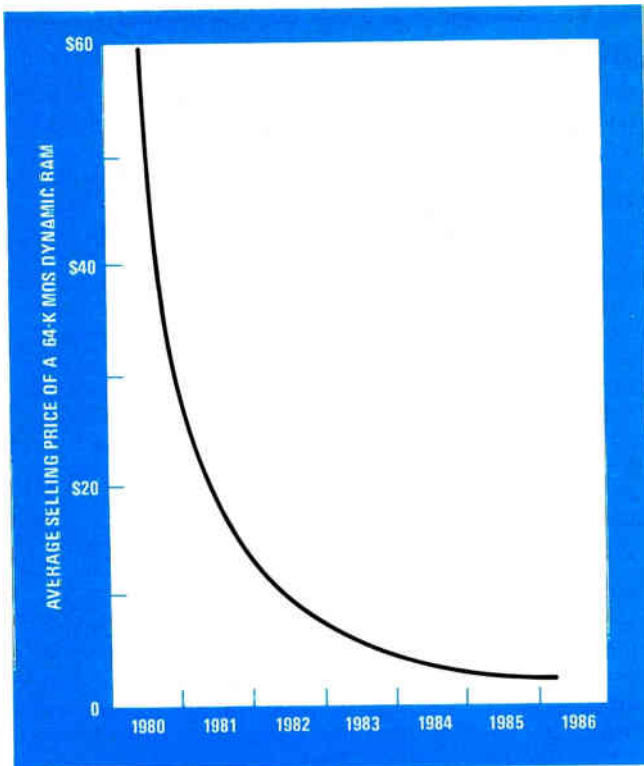
As for the 38 technical sessions at the show itself, they carry out the theme of "Pathway to Productivity" in their timeliness. Their coverage ranges from radar to home information systems, from automotive electronics to microprocessor software. And a special evening session on Wednesday, April 8, will take up "The New Relationship Between American and Japanese Electronics Industries." A panel discussion involving government and business leaders from both sides of the Pacific, it is being organized by Leo Esaki of IBM Corp., a Nobel

laureate for his invention of the tunnel diode, and Bruce Hanney, vice president of Bell Laboratories and foreign secretary of the National Academy of Engineering.

The greatest number of sessions, 11, will relate to the engineer involved in communications work. They cover everything from fiber optics, telephone systems, software-switched networks, and general computer-based communications facilities to the conventional areas of high-, very high-, and ultrahigh-frequency antenna arrays. In this world, the dominance of fiber optics is reflected in the three-part session 8, collectively the largest at Electro.

Session 8a addresses "Optical Fiber Communications Media and Components," with discussions of optical-fiber materials and processes, fiber-cable design and characterization, optical-fiber connectors and splices, and fiber and cable manufacturing. The speakers, all noted in the field, include Mike Blankenship from Corning Glass Co., Corning, N. Y.; Manuel R. Santana and organizer Calvin Miller of Bell Laboratories, and Don Jablonowski of Western Electric Co., both in Norcross, Ga.; and Terry Bowen of Amp Inc. in Harrisburg, Pa.

Session 8b's theme is "Upcoming Fiber Optics Systems and Applications" in the subscriber loop plant,



Market rising, prices falling. The average selling price of a 64-K dynamic random-access memory could eventually drop to \$2.50, and in 1983 its cost per bit will equal that of a 16-K. The 64-K market could reach \$1 billion by 1983, \$2 billion by 1984.

undersea optical communications, and optical data links. Organizer G. Daryanani, of Bell Labs in Holmdel, N. J., has on tap R. J. Mills from Bell Northern Research in Ottawa to discuss system design considerations, rationale, service capabilities, and the worldwide state in his paper "Subscriber Loop Applications of Fiber Optics." P. K. Runge, also of Bell Labs in Holmdel, then speaks of "An Undersea Transatlantic Optical Communications System" proposed for service in 1988, which will carry 4,000 voice circuits at 274 megabits per second and will be expandable to 36,000 two-way circuits. L. K. Anderson, another Bell Labs worker, though in Allentown, Pa., covers "New Frontiers for Optical Data Links," and J. E. Donovan, T. G. Giallorenzi, and L. A. Bucaro of the Naval Research Center in Washington, D. C., together tell of the "Applications of Fiber Optics in Sensors."

In session 8c, the potential impact of fiber-optic technology on the design of equipment is emphasized. Led by Jeff Montgomery of Gnostic Concepts Inc. of Menlo Park, Calif., "Fiber Optics Implications for Equipment Design" includes papers that address radar equipment and missile-guidance equipment (presented by Adrian Popa of the Hughes Research Laboratory in Malibu, Calif., and Rex Powell of the Army Missile Command, Redstone Arsenal, Ala., respectively), and a history and forecast of the market by Frank Dixon from Gnostic Concepts.

Organizer Van Whitis's "Trends in Communications Software," session 7—he is software manager at BNR Inc. in Mountain View, Calif.—will benefit newcomers

in the field while offering something of interest to professionals engaged in ongoing work. Opening the session are Tom Miller and Bruce Taylor of GTE Laboratories in Waltham, Mass., who present a ground-floor discussion of "System Requirement Methodology" in which they define a switching system and propose general design guidelines. Stephen Wasilew of Bell Labs in Naperville, Ill., outlines "The Evolution of Cell-Processing Software Architecture," a continuation of the overview. Whitis and BNR co-worker Winnis Chiang then discuss specific switching-system software to emphasize development methodology in a paper containing a significant amount of new material, "State-Machine Development for Cell-Processing Software." Closing out the session is W. Gary Greathouse from SESA-Honeywell Communications Inc. in Herndon, Va., who describes the advantages of the distributed packet-switched network as realized by the French in "Perspectives of State-of-the-Art Software Distribution in Packet-Switched Networks."

As for classical advances in telephone system networks and office-information systems, sessions 6c, 17, and 21 will provide an integrated overview. Session 6c chairman Ronald Yara from Intel Corp. in Santa Clara, Calif., will oversee the presentations in "Contention-Based Local Area Networks Implementation: Ethernet and Net/One." There, Bob Ryan of Intel; Bob Prentis of Xerox Corp. in Palo Alto, Calif.; Dave Potter of Digital Equipment Corp. in Tewksbury, Mass.; and John Davidson of Ungerman-Bass Inc., Santa Clara, will talk about local network architectures and LSI implementations, decentralized management of a distributed system, system performance as influenced by network design parameters, and interconnection services of Net/One.

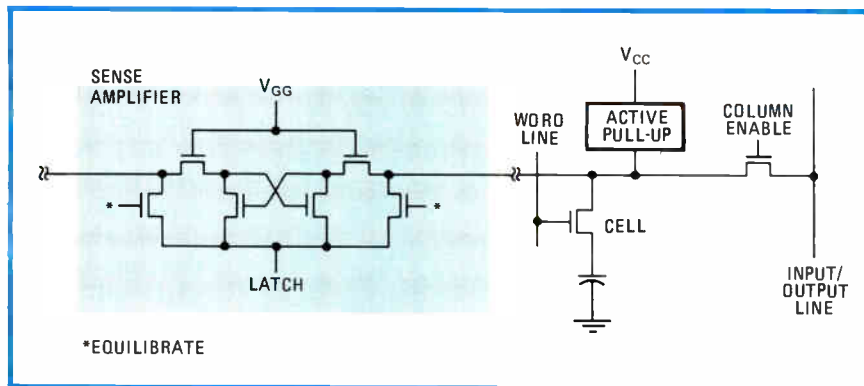
Communicating at the office

Communicating in the computer-automated office is a multifaceted challenge riddled with pitfalls because of the many different ways it can be done. Two of the basic building blocks for integrated office automation systems, local computer networks and so-called electronic mail—better names are electronic message systems or computer-based message systems—are the subject of session 33, "Computer Communications in the Automated Office." (For a special report on integrated office systems, see *Electronics*, March 10, p. 157.)

Anyone thinking about installing a local computer network or who has an idea for designing a better one could profit from the first paper in this session. Talking about the different types of local networks and the likelihood of multiple standards, John M. Davidson of Ungermann-Bass reviews how the emerging local networks may be applied in the automated office over the next three to four years.

Davidson defines three general classifications of local networks and supports his claim that one type, "the communication net," where the "boxes" do not provide computing but instead are there to interface random pieces of user equipment to the net, will best suit the needs of the automated office in the near term. Examples are Net/One from Network Systems Corp. of Minneapolis. The other two types are processing nets and standardized nets. He defines processing nets as those

In the middle. The leader in dynamic RAM design, Mostek, will describe its 64-K chip. To cut power consumption and substrate noise, it uses mid-level sensing, in which both sides of the sense amp (above) are equilibrated or precharged to half V_{DD} .



that provide a distributed environment for processing user tasks, such as Datapoint's Attached Resource Computing (ARC) network, Primenet, DECnet, and IBM's Standard Network Architecture (SNA). Standardized nets, according to Davidson, are "nets to which anybody can attach a box of their own design, because the physical and data link control mechanisms are fully disclosed: Ethernet and nets resulting from an accepted standard like the one the IEEE is working on are examples.

The second paper in session 33, by John M. McQuilgan, vice president of BBN Information Management Corp. of Cambridge, Mass., is about what he calls computer-based message systems and how such systems can be phased into and integrated successfully with what is currently in use: memos on paper, telephone messages, and Telex among others.

How to solve some of the practical and organizational problems in starting to automate an office will be discussed by Thomas A. Hannagan, president of Thomas A. Hannagan and Associates Inc. of Palatine, Ill., in his paper entitled, "Getting Started in Office Automation."

Life in front of the TV set

If the U.S. is rapidly becoming a wired society, session 29, "Home Information Systems," will attempt to set out the options available under the umbrella title of videotex.

Walter Ciciora, who directs videotex activity at Zenith Radio Corp. in Glenview, Ill., thinks that satellite links offer the best route. He will provide an overview of the technical aspects of his work at Zenith in a paper entitled "Home Information Systems—Technically Speaking," explaining videotex approaches—broadcast (teletext) and telephone (viewdata)—and the tradeoffs of the different systems that have undergone trials in the U.S.

Balancing opinions will come from Norm Morrison, executive vice president at Viewdata Corp. of America in Miami, based on his work in developing the Knight-Ridder/AT&T trial of an interactive telephone line system in Florida. In his presentation, "Future Nationwide Viewdata Using the Telephone," Morrison intends to "give people a feel for what it's about and what it could mean" to do shopping and banking via the TV. His discussion should offer some insights into what people who have tried them perceive as the best way they could use viewdata systems.

How videotex might achieve commercial success in

America will be discussed by Lee Greenhouse in "Direct Marketing Through Viewdata." Greenhouse, who is the director of home media programs at Link Resources Inc. in New York, conducted a consumer survey late in 1980 and will point out what he feels are the unique requirements and opportunities that await those who intend to play a role in development of the wired nation.


With synthetic speech playing an ever growing role in electronics, session 24 will look at the "Components for Speech Processing: Present and Future." A leader in the field of speech processing, Jonathan Allen of the Massachusetts Institute of Technology will begin with his paper, a "Tutorial Introduction to Speech-Processing Technology," in which he identifies certain similarities and fundamental differences in the areas of speech synthesis and speech recognition.

The secrets surrounding video disk technology are finally coming into the public domain, and Electro has devoted session 25 to the common elements of all video disk systems designs. "The session is a video disk technology overview," says its chairman and organizer, Jon K. Clemens, group head at RCA Corp.'s Research Laboratories in Princeton, N. J.

Clemens will begin the program with "Introduction and Systems Constraints on Video Disk Technology," a paper that highlights the similarities and differences of the competing technologies, and points out the constraints affecting all video disk technology. The second paper, "Mastering Technology for the Philips Optical Disk Systems," will be given by Hans F. Olijhoek of NV Philips Gloeilampenfabrieken's advanced recording department in Eindhoven, the Netherlands. This paper examines such issues as how the disks are made, how they are mass-produced, and how master recordings for them are made.

In the third paper, Tsuneyoshi Hidaka, senior project manager for Victor Co. of Japan Ltd.'s Yamoto Research and Development Center, will explore video disk pressing and processing for Victor's grooveless capacitive pick-up system. In the final paper, Willard M. Workman, director for RCA's player engineering in Indianapolis, will look at the design and manufacture of RCA's player. "The details of video disk technology will take many such sessions to discuss," notes Clements. Companies have been standardizing it, and it is being optimized now. "That's why such a session can now be held," he adds.

The so-called Mead-Conway approach to design of



C-MOS is coming on. For gate arrays, the density of C-MOS is becoming more attractive. Shown is Exar's new master chip for semicustom programs. The arrays from the Sunnyvale, Calif., company are compatible with those of Interdesign and Master Logic.

very large-scale integrated circuits, in which a design is a program rather than a data structure, is the major concern of session 12, "Recent Developments in VLSI CAD." Its organizer and chairman, Ted Kehl, professor of computer science at the University of Washington in Seattle, says it was requested by a number of high-level officials in the IC industry.

The new methodology was developed by Carver Mead of the California Institute of Technology and Lynn Conway of Xerox Corp.'s Palo Alto (Calif.) Research Center. The session will describe some of the more recent developments in the area and also some of the university-industry cooperative research taking place. The method may revolutionize the IC design process, Kehl points out, adding that there are presently about 1,500 IC designers in the U. S. with a need for 10 times that number. He notes that Hewlett-Packard Co. has already applied the new design experimentally with excellent results.

One of the most important and practical papers in the session is by Kehl himself. It describes how he has developed portable VLSI computer-assisted design software for the new type of design. As developed originally, the technique uses a high level language called Simula. Unfortunately very few commercially available computers use that software, so Kehl rewrote the programs in Fortran. This now makes the new CAD approach suitable to practically all of today's minicomputer and full computers. In addition, Kehl has structured his software differently by building a library amenable to gate-array evolved systems.

As there seems to be an infinite number of display technologies, the chairman and organizer of sessions 14 and 18, Ifay F. Chang, has chosen what he believes are the most promising and important. "The partition into

two sessions is quite arbitrary," notes Chang, a researcher at IBM Corp.'s Thomas J. Watson Research Center in Yorktown Heights, N. Y. The first paper in session 14 is entitled "Electroluminescent Displays" and will be given by M. I. Abdalla, a member of the technical staff for GTE Laboratories in Waltham, Mass. In it, he will explore dc, ac, and thin-film electroluminescent displays, all of which have low-power requirements and may therefore be used in a variety of applications. The second paper will be given by Chang and will focus on electrochromic and electrochemochromic displays. Chang will describe display characteristics of these units in detail and will look at ECC devices currently under development. In "Liquid Crystal Displays," Allan R. Kmetz, supervisor for liquid-crystal-display development at Bell Labs in Murray Hill, N. J., will give an overview of current technology and what is being done to increase the size of LCDs. In the final paper of the first session, Keigi Ayoagi of Noritake Electronics Inc. of Torrance, Calif., will be looking at vacuum fluorescent displays, and their broad applications.

Session 18 begins with a paper on CRT displays given by Andre E. Martin, of Thomson-CSF's Electron Tube division in Paris. In it, he will talk about the mainstream development in CRT technology in phosphor cathodes and electro-optics. In "Plasma Displays," Thomas C. Maloney, manager of development engineering for Burroughs OEM Corp. of Plainfield, N. J., looks at several of the new dc plasma panels Burroughs has developed, including ones using thin-film technology to create a 480-character display. RCA Corp. is taking an electron-beam-guided approach for its largest CRT, and Thomas L. Credell, head of advanced display systems research at RCA Research Labs in Princeton, N. J., will discuss this technology in "Large-Screen, Flat-Panel Television: a New Approach."

"The application area for displays is so broad—from watches to football stadium scoreboards—that users will always find some technology to do whatever they have to. But if you look at the bulk business in television and information display, it's CRT-dominated, and CRTs will continue to take their own share," Chang sums up.

Computer graphics

Various uses of computer graphics will be covered in session 22. Organized and chaired by Charles W. Rosenthal of Bell Labs in Holmdel, N. J., the session is designed to discuss graphics and computer-aided design and manufacturing (CAD/CAM), the training of telecommunications operators and technicians, and the display of engineering and scientific data.

Timothy I. Ristine, product manager at Computervision Corp. in Bedford, Mass., will explain what CAD/CAM is, how it increases productivity, and how it has been applied in electronics. Edward A. Rousseau, John M. Thorson, Jr., and Leon B. Mitchell of Control Data Corp. in Minneapolis will describe a computer-based education system for training telecommunications operators and technicians.

Fritz E. Froehlich and S. Y. Chai of Bell Labs in Holmdel will discuss the telecommunications aspects of computer graphics, and, in an example showing many

different ways that data from an experiment can be manipulated and displayed, James E. George of Mesa Graphics in Los Alamos, N. M., and Anders Vinberg of Integrated Software Systems Corp. of San Diego, Calif., will explain how different views of the same block of data can aid engineers and scientists.

Peripheral chips

The new peripheral chips to be discussed in session 15 will include two additions to the growing family of 68000 support circuits. Motorola Inc.'s (MCC68451) memory management unit (MMU) will be described in some detail, revealing the Austin, Texas, company's approach to handling large memory spaces. Its scheme uses a set of 32 segment descriptors, each of which contains the segment number, its corresponding physical address and size, and several protection bits indicating in what way the segment is protected. The segments can vary in length from 256 bytes to 16 megabytes, thanks to a special logical address mask register for each segment. Up to eight MMUs can be used simultaneously, so that a total of 256 segment descriptors may be on line, and with a 16-bit logical base address for each segment, a total of 64,000 segments may be supported. The MMU also has some unusual features, like a special address space number that allows a number of segments to be activated simultaneously for fast context switches that involve multiple segments. The protection bits in the 64-pin part also indicate which segment has been least recently used.

Motorola will also be discussing its special-purpose microcomputer, the intelligent peripheral controller (68120), which has provisions for serial input/output, custom protocols burned into the on-chip read-only memory, an integral timer, and a special dual-ported random-access memory with associated semaphore registers for fast interprocessor communication.

Another newcomer this season is a 4-bit microcomputer with an on-chip analog-to-digital converter from American Microsystems Inc. of Santa Clara, Calif. The S4200 is the company's latest addition to its stable of 4-bit processors and features 2-K bytes of ROM, 128 nibbles of RAM, an internal stack, and a dual-purpose counter/timer that can assist in serial communication or can wake the processor up from a time-out period. The most complex portion of the chip, however, is the power-failure-detection circuitry that can generate a nonmaskable interrupt whenever the power line drops dangerously low. In this way vital information can be loaded into RAM and the chip put in the idle state with a battery or a capacitor supplying standby current.

Another increasingly popular approach to peripheral control is being offered by Mostek Corp. of Carrollton, Texas, with its SCU-20, a preprogrammed MK3873 single-chip microcomputer. It serves as a serial communications controller in local network schemes, allowing the information distribution tasks to be offloaded from the system instruction processors.

Single-chip cathode-ray-tube controllers seem to be the wave of the future, and two such devices will be discussed. One, from AMI (68045), is very similar to Motorola's 6845 but has replaced that part's RAM with mask-programmable ROM. Die area is saved (and thus cost lowered) at the expense of programmability. However, the programmable functions that are controlled by the on-chip memory (such as the number of characters per line) are never changed anyway in many applications and two sets of parameters may be stored in part in case some flexibility is needed.


Standard Microsystems Corp. of Hauppauge, N. Y., will also discuss a CRT controller called the 9007. This part is highly programmable and has such unusual features as split-screen operation, variable speed scrolling, and double-height/double-width displays.

For those who would like to fight the high cost of development systems, session 23 offers several answers. Mostek will describe its CP/M-compatible Matrix-80 software development tool that includes a Z80 standard bus computer with an 8-inch floppy disk. AMI also has a CP/M-compatible system, the Phoenix, which supports more than 20 microprocessors and uses 5.25-in. floppy disks. Mo-

torola will show its low-cost 6809-based development system, the EXORset, that supports an integral 9-in. CRT, dual minifloppy disks, and a Basic/M interpreter that can also function in a compiler mode. And Zilog will discuss its Z-Lab 80 development system that can distribute its cost across a network in which several user stations share expensive peripherals like line printers.

At Electro/81 an entire session—6b—is devoted to the 64-K dynamic RAM. And it's about time, since one of the speakers, Daniel L. Klesken of Dataquest Inc., a well-known market research firm in Cupertino, Calif., submits that the market for this part alone will exceed \$1 billion by 1983 and \$2 billion by 1984.

Klesken also has much to say about deteriorating dynamic RAM prices—the bane of the manufacturers. As the figure shows, he believes that the average selling price of a 64-K RAM could eventually tumble to about \$2.50 (see curve on p. 144). More specifically, Klesken figures that by the second or third quarter of 1983, the cost of a 64-K RAM bit will equal that of a 16-K. At that



“The first reason we are in New Jersey is cost. If you look at the cost of attracting and maintaining people on the West Coast, it is prohibitive.”

The IEEE: a global outlook

A pleasant spring walk across town from the Coliseum and Sheraton Centre will easily bring this year's Electro visitors to the Institute of Electrical and Electronics Engineers. Located in the shadow of the United Nations at 345 East 47th Street in the United Engineering Center, the IEEE headquarters serves the technical and professional needs of over 200,000 members worldwide.

More than 17% of the IEEE's membership is now located overseas—up to 37,470 members from last year's 34,788 members. Total U. S. membership is now 176,342, up 9.5% from last year's 166,885. Total worldwide membership is 213,812—6% above last year's. The largest subgroup in the IEEE is the Computer Society, numbering 52,427 members; the smallest is the Geoscience and Remote Sensing Society, numbering 1,500.

There is in fact some sentiment in favor of changing the name of the IEEE to reflect this large segment of computer members. The issue will be decided later this year.

Richard W. Damon, the IEEE president for 1981, sees the institute playing a large role in deciding issues on an international scale in the coming years. "I think high technology is going to spread around the world. The IEEE is a transnational organization and it has the opportunity and the obligation to transfer technology to all parts of the globe," he says. "Manufacturing and selling equipment won't be dominated by the U. S. in the future—it will be a worldwide effort."

The second area in which Damon sees engineers play-

ing a significant part is in advising the Government on technical matters. "Engineers have a vital role in interfacing with national policy makers. They should be advising and informing these lawmakers what technology is all about. More engineers should find careers in policy making," he says.

Areas he cites as prime targets for such interest are in education and manpower questions, integrating technology with the environment or explaining it to society as in the case of nuclear power, and an overall interest in helping industry to remain healthy in the U. S. through automation and productivity gains.

-Pamela Hamilton



time the 16-K RAM's average selling price will be about \$2, and the 64-K will go for six times that, owing to reduced system costs resulting from the smaller power and area requirements of the 64-K RAM.

With RAM prices diminishing so rapidly, it will take a lot of chips to make up the huge market that Klesken foresees. Indeed, he feels that 5 trillion dynamic RAM bits will be shipped this year and, by 1986, a whopping 20 trillion bits will be consumed. In anticipation, the industry has added capacity that will exceed demand until 1983 or 1984, when annual unit volumes will amount to 100 million units. By 1984 or 1985, suppliers able to weather the pricing battle will begin to see some decent profit margins.

Other papers in session 6b provide valuable technical overview of 64-K RAM design considerations [*Electronics*, May 22, 1980, p. 119], but only one company, Mostek Corp., talks about its own part. And the audience will listen, because Mostek has been the leader in dynamic RAM design at both the 4- and 16-K densities. For its 64-K chip, Mostek opted for mid-level sensing to lower power consumption and reduce substrate noise, among other advantages. Its sense amplifier is shown on p. 145. Both sides of the sense amp are precharged or equilibrated to half the V_{DD} supply voltage, hence the name midlevel or mid-reference sensing.

At the end of an active cycle, active pull-ups replenish a stored 1 level but a stored 0 is held to ground. Then the sense amp is basically shut down while the equilibrate transistors short the two bit lines. The high side drops to $V_{DD}/2$ and the low side rises to the same voltage. As excursions from ground to V_{DD} —or vice versa—never

occur, substrate bumping, as it is called, is minimized.

Session 16 is devoted to gate arrays, another product that will become ubiquitous in the 1980s [*Electronics*, Sept. 25, 1980, p. 145]. Fujitsu America Ltd. of Santa Clara, Signetics Corp. of Sunnyvale, and Exar Integrated Systems Inc. of Sunnyvale, Calif., discuss their specific arrays, and Robert Hartman, president of IC Cost Consultants of San Jose, Calif., will present an overview of array offerings.

Some C-MOS gate arrays

For the highest performance, emitter-coupled-logic arrays are the logical choice, whereas for density, complementary-MOS is gaining momentum. Fujitsu, for example, will describe a C-MOS unit measuring 9.72 millimeters on a side—almost 150,000 square mils—that contains 3,900 basic cells, each with two n- and two p-channel devices. Such a component can replace a mass of discrete packages. Exar's new series of C-MOS arrays are compatible with similar chips from Interdesign Inc. of Sunnyvale, Calif., and Master Logic Inc., also of Sunnyvale (see photo on p. 146).


VLSI technology is the subject of session 20, with an excellent cross section of papers. An overview of VLSI trends will be given by Texas Instruments Inc. of Dallas and the Massachusetts Institute of Technology will discuss VLSI design. MIT has been using sophisticated computer-aided design and layout systems, like those in use by the California Institute of Technology in Pasadena, Calif., to create some extremely interesting custom chips. Also in session 20, three experts will cover X-ray lithography, MOS technology, and bipolar technology. □

MORE BANG

Qantex Impact Printers 150 Characters Per Second 136 Columns Per Line

The microprocessor controlled Series 6000 is packed with standard features. True lower case descenders and underlining. Bidirectional logic seeking. Built-in test capability. Rugged 400 million character print head. Beautiful 96 character set in a 9 x 9 matrix. Parallel, or up to 19,200 baud serial interfaces supporting RS-232, X-ON, X-OFF or Current Loop. Full operator controls. Quietized, sleek enclosure to enhance your system. Delivery from stock.

Qantex Division of
North Atlantic Industries
60 Plant Avenue, Hauppauge, N.Y. 11787
(516) 582-6060 TWX 510-227-9660
(800) 645-5292



For more information call your local distributor:

ARIZONA Tempe Qualtech 602-967-4655	CALIFORNIA Inglewood Basic Systems 213-673-4300	CALIFORNIA San Diego Basic Systems 714-268-8000	CALIFORNIA Santa Clara Basic Systems 408-727-1800	ILLINOIS Addison Engineered Sales 312-832-8425	INDIANA So. Bend Audio Specialists 219-234-5001
LOUISIANA New Orleans Micro Computer Of New Orleans 504-885-5883	MINNESOTA Edina Integrated Peripherals 612-831-0349	MINNESOTA St. Paul Vikeland Sales 612-645-4647	MISSOURI Independence Computer Dataco 816-254-3600	MISSOURI St. Louis ESC Sales & Leasing 314-997-1515	NEW MEXICO Albuquerque Qualtech 505-255-6100
AUSTRALIA Sydney Mitsui Computer Systems 02-9299921	BELGIUM Brussels Computata Belgium 7205066	CANADA Toronto Computer Markets 416-445-1978	FAR EAST Hong Kong Equipment 5-453870	FRANCE Paris Gepsi 1-554-9742	GERMANY Munich Technitron 49(89)692-4141
					THE NETHERLANDS Computata.Benelux B.V. 73-215700

Distributor inquiries welcome!

C-MOS a-d converter interfaces easily with many microprocessors

With a span accommodation down to 180 mV, this 8-bit unit can also replace a 12-bit analog-to-digital device in some applications

by Thomas M. Frederiksen, *National Semiconductor Corp., Santa Clara, Calif.*

□ To help meet the rising demand for easier interfacing between analog-to-digital converters and microprocessors, the complementary-MOS, 8-bit ADC-0801-04 has been designed to accommodate almost all of today's popular microprocessors. It requires only a single 5-volt supply and is low-power to boot.

Housed in a 20-pin dual in-line package, the successive-approximation device includes a Schmitt trigger circuit that allows it to be driven from a system clock as well as an external RC network. At a clock frequency of 640 kilohertz, conversion time is 100 microseconds. What's more, its guaranteed linearity error of $\pm 1/4$ least significant bit (typically $\pm 1/16$ LSB) can encode an analog-signal span as small as 180 millivolts—a performance that allows it to replace 9-, 10-, and even 12-bit converters in many applications.

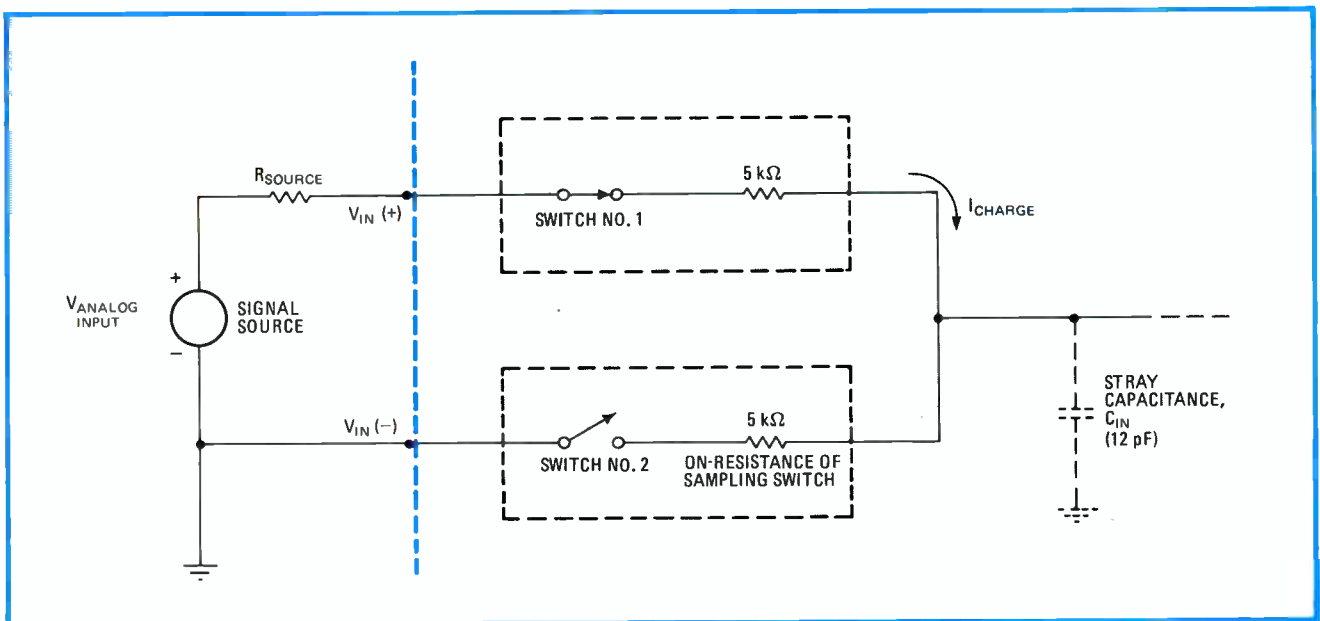
Constantly decreasing converter prices raise the comparative cost of the interface electronics and increase the demand for simplicity of interfacing. The growing emphasis on simpler systems for higher levels of reliability has also pushed this demand, as has a trend toward lower levels of power dissipation. And with the success of

the 5-volt power-supply standard of logic circuits, linear circuits have been pressed for 5-v operation. Supporting the ADC-0801-04 a-d converter are such special operational amplifiers as the LM358 dual and the LM324 and LM3900 quad op amps that run off 5-v supplies; also useful are voltage comparators such as the LM393 dual and LM339 quad devices. Perhaps the most versatile of such 5-v linear devices is the LM392, comprising an op amp and a comparator.

More complications

Complicating the interfacing are the ever higher levels of resolution in monolithic converters, with 8- and 10-bit types readily available and 12-bit devices ready to emerge soon. Yet, despite their greater resolution, 10- and 12-bit monolithic a-d converters are not only more expensive than 8-bit designs, but also require more careful attention to system noise problems and management of grounding.

For simple interfacing, an a-d converter must operate directly with the signals available on a microprocessor's control bus. The converter is generally given an address



1. Equivalent. Because it has a sampled-data-comparator input, the 8-bit ADC-0801-04 monolithic analog-to-digital converter looks capacitive to an input signal source. The sampling switches operate at one eighth the rate of the clock frequency.

that can be mapped into memory or input/output space, depending on the type of microprocessor employed. On 6800 microprocessors and their derivatives, no special input/output addressing or strobes are available, so the converter must appear as a memory location to these processors. Z80 microprocessors, on the other hand, not only provide special I/O interfacing but also automatically insert a wait state during I/O selection, to increase the width of the read and write strobe signals. This eases interface requirements considerably, since slower I/O devices can operate with much faster microprocessor units. The automatic wait state for I/O devices will loom larger in importance as the next generation of higher-speed microprocessors evolves.

Compatibility criteria differ

Microprocessor compatibility has a wide range of meanings—at least according to the various converter data sheets. True compatibility, however, involves meeting electrical specifications like proper logic voltage levels with adequate loading capability. For example, true TTL compatibility means the ability to maintain a 0.4-v low potential (or less) at the a-d converter logic outputs while sinking 1.6 milliamperes of current. And the high state must be maintained at a minimum of 2.4 v while supplying at least 360 microamperes.

Furthermore, all interface protocols must be met. This not only means operating with the proper signals but also meeting all necessary timing requirements, so the converter must have valid data on the microprocessor bus within the access time of the memory system with which it happens to be working.

The protocols for interfacing are not at all standardized. Some a-d converters make use of the standard chip-select signal (\overline{CS}) to start a conversion. But decoding-voltage glitches can cause an a-d converter to begin conversion when it is not desirable. Both the standard \overline{CS} signal and a write strobe signal (\overline{WR}) must therefore be

used, so that the former signal qualifies the latter and prevents unwanted conversions due to address-decoding glitches. Care must also be taken when using some a-d converters that are designed to act as bus controllers; problems can arise when the central processor is not in control of the bus.

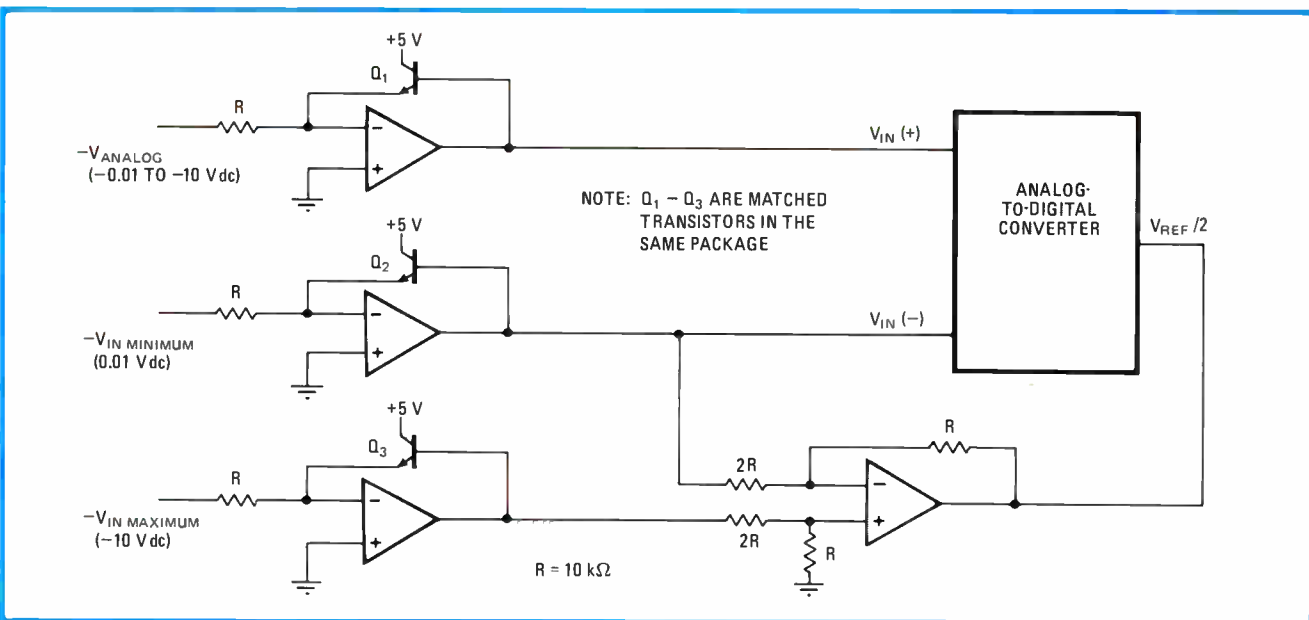
Different standards

The 8080 and 6800 microprocessors (and their derivatives) use different control bus standards. Microprocessors based on the 8080, for example, make use of read and write strobe signals to specify the operation (read or write) requested. Working with these microprocessors, a-d converters start the conversion cycle upon the microprocessor's issuance of a chip-select signal (decoded from the address bus) and a write strobe signal. At the end of conversion (EOC), the converter issues an EOC signal. When dealing with older a-d converters where the EOC signal is typically low during the conversion process and high at the end of it, microprocessors have difficulty because the EOC signal is not available on the data bus. Furthermore, the EOC signal does not reset when the converter is serviced by the central processing unit (that is, when data has been read).

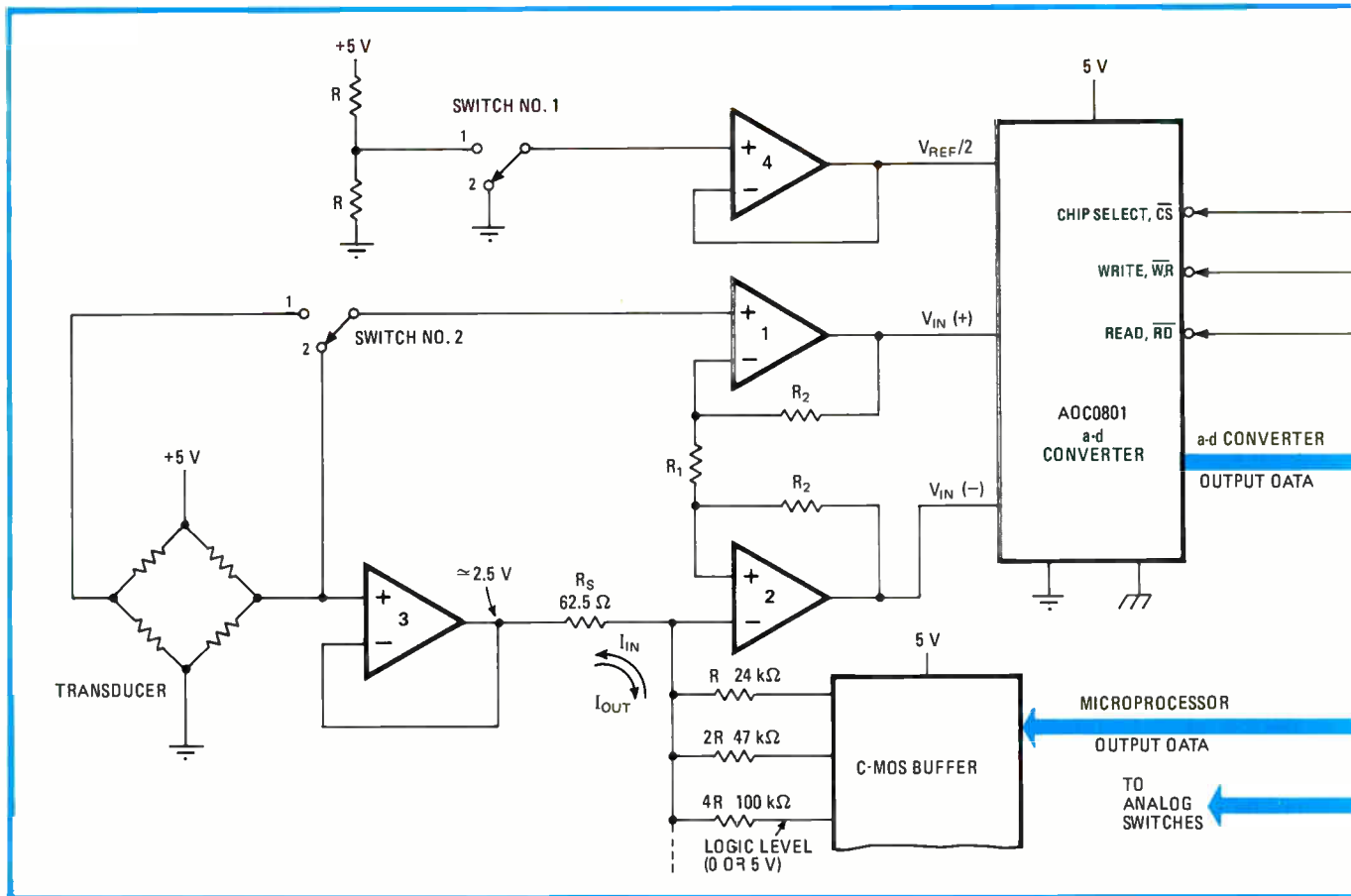
Complications can also occur when microprocessors interface with older a-d devices during read operations. For proper interfacing, such converters must have valid data on the bus within the memory access time.

Interfacing requirements differ for 6800-type microprocessors, like the 6502 and 68000, which use read/write (R/\overline{W}) control lines instead of read and write strobe signals and obtain timing information from the system clock signal. In addition, they include a valid memory address signal to qualify the address that is placed on the bus. Such features make interfacing for these microprocessors different from that for earlier 8080 types.

For an a-d converter to be most useful in a micropro-



2. Logarithmic. The ADC-0801-04 monolithic a-d converter's $V_{ref}/2$ pin allows its use as a three-decade logarithmic circuit. The three npn transistors in the feedback loops of the operational amplifiers give better accuracy with changing temperature than the diodes normally used.



cessor-based system, it must have such desirable analog features as differential inputs, and it should adjust to accommodate various analog input-signal ranges. The ADC-0801-04 offers differential analog inputs, but it is the converter's span accommodation that allows many unusual and useful analog applications.

The availability of differential analog-voltage inputs eliminates the problem of poor analog grounds, since both inputs can be connected directly across the analog signal source.

The negative (normally grounded) analog input lead can be referenced to any desired dc offset voltage to accommodate an input signal range that does not swing down to ground. A dc offset can thus be used at this input to cause a digital output of all 0s at any desired input voltage.

Flexible span

Finally, the ability to accommodate an arbitrary span or input dynamic voltage range is desirable in an a-d converter. This can easily be achieved in the ADC-0801-04 by selecting the magnitude of the converter's reference input.

An example might be to permit an analog input voltage range of 0.5 to 3.5 v. This is accomplished by tying the converter's negative-input lead to a 0.5-v dc offset voltage and supplying a reference voltage that is equal to half the 3-v span. This application provides the 00₁₆ output code for $V_{in} = 0.5$ v dc and the FF₁₆ output code for $V_{in} = 3.5$ v dc.

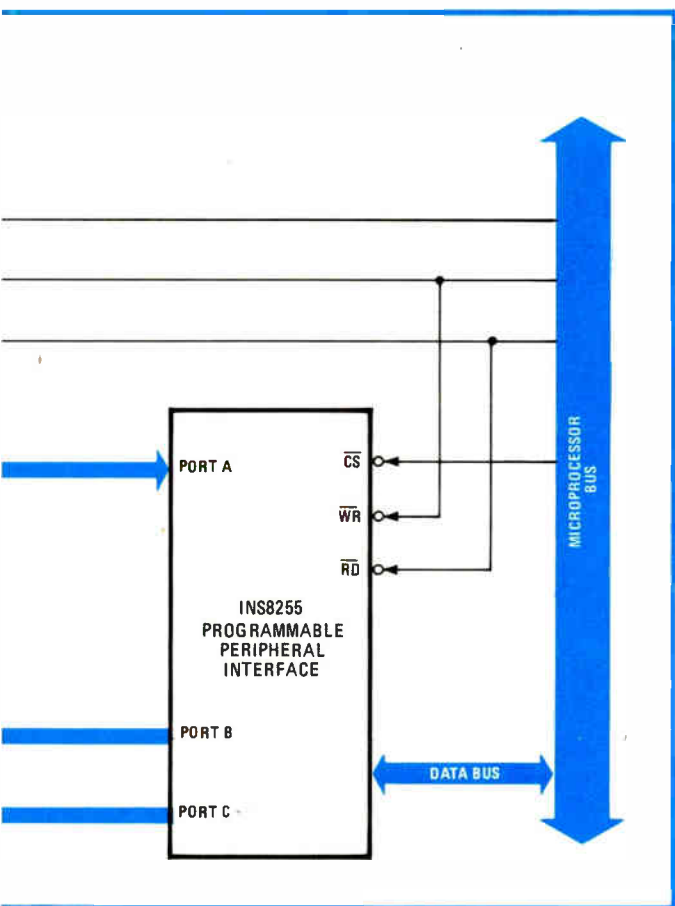
In many applications (such as weighing cans on a production line), 14- or even 16-bit converters are often called upon for the needed high levels of resolution. For those reduced-span applications, an 8-bit a-d converter can be used instead—at considerable savings.

A sampled-data input

The ADC-0801-04 makes use of a sampled-data comparator. Sampled-data circuits cancel the offset voltage, provide essentially temperature-independent performance, and cancel low-frequency MOS 1/f noise. They do, however, provide some differences in application, since there is an input stray capacitance to ground, as shown in Fig. 1.

When switch S_1 is closed, stray input capacitance C_{in} is charged to the input analog potential V_{analog} . Note that with a stray capacitance of approximately 12 picofarads and a 5-kilohm MOS switch resistance, the time constant τ is only 60 nanoseconds. Thus C_{in} becomes charged to the necessary accuracy level (within $\pm 1/4$ LSB) in 6.9τ , or about 0.4 microsecond. Since the input switches are operating at one eighth the input clock frequency of 640 kHz, there is ample time for C_{in} to settle, as comparisons are made only at the end of the clock period. Note that the switch at the (-) analog input discharges the stray capacitance; this event causes input displacement currents to flow.

Input bypass capacitors, when placed directly at the analog inputs, cause full-scale errors since they average the current, which will flow through the source resist-



3. Automatic. Adjusting the offset voltage of a differential-amplifier pair in a transducer bridge network can be done automatically. A microprocessor provides this adjustment through a programmable peripheral interface and a buffer integrated circuit.

The ADC-0801-04 can also be used as a logarithmic converter to extend the input voltage dynamic range to cover three decades. Three input-logging circuits (Fig. 2) are provided by the npn transistors in the feedback loops of operational amplifiers. With these at the same temperature (all three on a common chip), there are no thermal problems with this circuit. To keep costs at their lowest, the three transistors in the LM389 audio amplifier IC can be used.

The fourth operational amplifier in Fig. 2 is used to supply the proper $V_{ref}/2$ voltage to the a-d converter. Its dc output voltage is half that of the logarithmically compressed analog input voltage span.

Offset adjusting

Yet another application for the ADC-0801-4 is in automatically adjusting the offset voltage of an op amp, under microprocessor control. This is useful in transducer bridge networks, where a pair of amplifiers is normally used to amplify the differential signal. Such an output signal can be fed directly to the a-d converter's inputs, without requiring a more costly instrumentation amplifier. The bridge network's arms will thus be biased at approximately $V_{cc}/2$.

Figure 3 shows such a circuit, where the microprocessor takes the digital output of the a-d device and automatically adjusts the output voltage of operational amplifier 3. This amplifier is used to isolate the bridge network from the offset-adjustment circuit. The INS8255 programmable peripheral interface controls the offset-voltage adjustment and analog switches 1 and 2. The C-MOS buffer provides ideal analog level swings of either 0 or 5 v to the binary resistor network. The binary resistor network extracts and injects a current from and into op amp 3, causing a small voltage drop across R_s . This corrects for offset voltage that is introduced anywhere in the system.

Auto adjustment

Electrically actuated switches 1 and 2 allow the automatic adjustment of the offset voltage. It should be noted that op amp 1 is referenced to one side of the bridge network in order to cancel any common-mode offset-voltage effects.

The a-d converter acts as a high-gain comparator because a 0-v $V_{ref}/2$ is provided by the voltage-follower (amplifier 4) and switch 1 circuits. This allows the microprocessor to perform a successive-approximation routine to null the offset voltage of the system. Resolution is thus considerably better than the normal $+1$ LSB obtainable with a conventional a-d converter.

The ADC-0801-04 combines linear and digital features in an a-d converter that is flexible and easy to tie to microprocessor-phased systems. The benefits of a sampled-data comparator and an unusual ladder now make an a-d converter actually easier to fabricate than a digital-to-analog converter. □

ance of the analog input signal generator. Input capacitors are not required; but if they are used, a full-scale adjustment will eliminate any system errors.

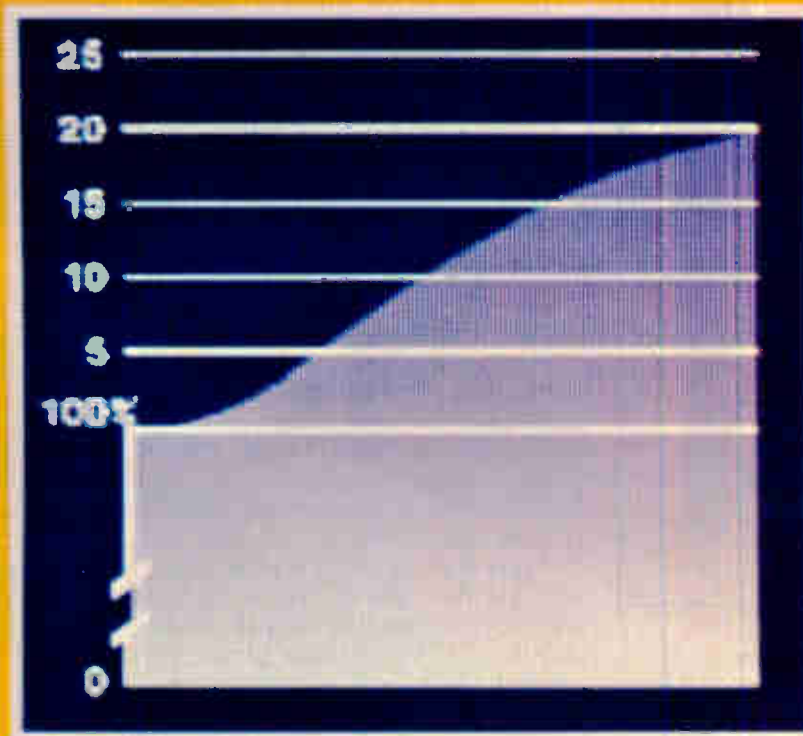
The ADC-0801-04 monolithic 8-bit C-MOS a-d converter can be operated with a wide range of $V_{ref}/2$ voltages that facilitates its use in many different circuit applications. Inexpensive ratiometric transducers, such as potentiometers, can be tied across the converter's 5-v supply voltage with the wiper fed directly to the converter's V_{in+} input pin. The $V_{ref}/2$ pin, which will now bias at 2.5 v, can be tied to a second potentiometer that is also hooked across the supply voltage to provide a full-scale adjustment.

When the $V_{ref}/2$ is grounded, the converter then functions as a comparator, yielding a digital output of all 1s when V_{in+} is greater than V_{in-} and of all 0s when V_{in+} is less than V_{in-} . The $V_{ref}/2$ feature is also useful for low-level analog-voltage systems, where an operational amplifier is normally used to boost the input signal prior to digitization. In a circuit with an analog input voltage of 250 mv maximum, for example, the signal can be fed directly to the a-d device, saving the cost of the amplifier. The $V_{ref}/2$ pin would thus be biased at 125 mv.

Careful grounding

A minor drawback is that this extra analog resolution leaves the circuit more susceptible to noise, and the $V_{ref}/2$ voltage requires a low initial tolerance and must be stable over temperature changes. Grounding problems become more critical and careful grounding is a must.

AMAZINGLY SIMPLE R&D EFFORT YIELDS UP TO 20 PERCENT EXTRA MOLDED DIP PRODUCTION.



Incremental Hysol
Molded DIP
Productivity

Typical Molded
DIP Productivity

The amazingly simple research works like this.

You pick up the telephone.

You call Hysol and ask for facts on our state-of-the-art semiconductor transfer molding compounds.

These advanced epoxy compounds are formulated for optimum production characteristics as well as superior device performance.

For example, Hysol epoxies develop a higher hot hardness than conventional epoxy compounds. So instead of

an average three minute mold cycle, the same mold press can produce a finished shot in two.

Hysol epoxies can also significantly reduce the need for deflashing. Or eliminate it completely.

They can help reduce post-cure time by a hefty 60 to 70 percent.

And because they leave your molds clean more than twice as long, they can reduce cleaning maintenance from once per shift to just once every two shifts or three.

Result?

You get five, ten—up to 20 percent extra molded DIP production per shift. With no extra investment.

Along with better productivity, of course, you get the extra assurance of Hysol quality.

Plus all the advantages of Hysol performance. Like improved moisture resistance, better thermal cycling characteristics and increased thermal stability—for better reliability.

Hysol is the leader in semiconductor epoxy technology. And to prove it, we'll supply the Hysol epoxy and qualified field support for a full productivity and performance comparison on your test line.

So if you're looking for

a major breakthrough in molded DIP production, just call Hysol.

The best discoveries are always simple.

HYSOL DIVISION
THE DEXTER CORPORATION

15051 East Don Julian Road,
Industry, CA 91749.
Telephone (213) 968-6511.



Compact controller can run any Winchester disk drive

Small universal module with minimum external circuitry handles error correction, data buffering, and address verification at low cost

by Don Sumner, *Microcomputer Systems Corp., Sunnyvale, Calif.*

□ Small rigid-disk drives are beginning to give floppy disks a run for their money. Aimed at the small-computer market, which is increasing by more than 30% annually, they incorporate sophisticated Winchester technology at a comparatively low cost per function.


But the interfacing of the disks has presented a unique challenge to system designers, since the cost of compressing the available interfaces and controllers of large Winchester disk systems into limited volumes on a small-system budget is obviously prohibitive. The MSC-9000

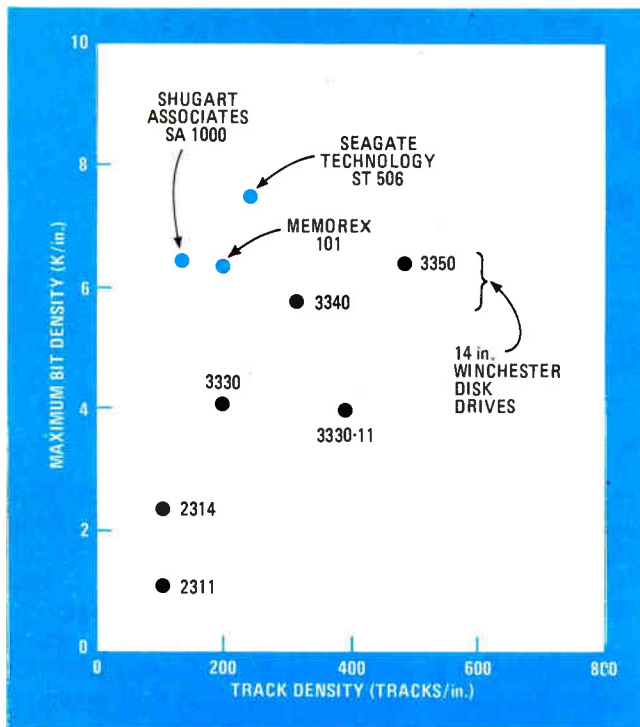
controller module offers a solution to the problem. Truly universal and requiring only a little external custom circuitry on a small printed-circuit board, the module (Fig. 1) has all the features for controlling any small Winchester drive at a low cost of about \$300 to \$400.

It is the need for increased capacity that has pushed the development of low-cost, rigid-disk drives. Moreover, these disks, which measure from 5.25 to 8 inches in diameter, are more reliable than floppy disks.

The new drives borrow their technology from the

1. Disk control. The 3-by-3-inch potted module shown to the right contains over 75% of the functions needed to control most Winchester disk drives. The controller module replaces all of the small- and medium-scale ICs on the large printed-circuit board shown to the left.





2. Bit cramming. The new-generation 5.25- and 8-in. Winchester disk drives (shown by the colored dots) have a bit density equal to or exceeding that of earlier rigid-disk drives, and this density means that timing becomes extremely critical in their control.

earlier and more sophisticated 14-in. Winchester drives, which have sealed disk, head, and positioning assemblies; lubricated disk surfaces; and heads that rest on a disk surface when the drive is stopped. Like their predecessors, they have read/write heads that fly close to the disk surface, a thin magnetic oxide surface coating, and light head-loading force and weight.

The sealed—and hence clean—environment, the new head and loading designs, and the lubrication have improved reliability and reduced head crashes in the new drives. The disks have from 5 to 60 times the storage capacity of floppy disks in the same space and access data four times faster. They also weigh less, take up less space, and use less power than the earlier 14-in. drives of the same type and thus bring high-technology storage within the economic reach of the small-system designer.

The floppy-disk replacement market consists of small business and office systems, personal computers, process control systems, word processors, and intelligent terminals. The entire disk drive structure is designed for this market, from its physical size and mounting configuration to its interface protocol. Currently, the most popular Winchester drives have electrical interfaces that are very similar to those of a floppy-disk drive, with the controller supplying step pulses and a direction signal for the seek function and a head select and read/write enable for the data-transfer function.

It now remains to be seen if the popular drive manufacturers will switch to the soon-to-be-finalized interface standard of the American National Standards Institute, which will use a single 50-conductor flat cable, or if the ANSI standard is doomed to become a standard in name

only. But regardless of interface electrical standards, the selection of controller functions depends primarily on the drive technology. The interface protocol is where the similarity ends between the floppy-disk and new generations of rigid-disk drives.

Keeping it small

Because of the control complexity required, it is not possible to design a Winchester-drive controller around a single large-scale integrated chip, as in some floppy-disk applications. But 75% of the controller circuitry required universally can be packaged in a 3-by-3-by-0.65-in. module such as the MSC-9000. LSI circuits permit its disk input/output processor to reach this small size, and a single-card controller can be designed by adding customizing circuitry.

Because of the compact simplicity of these drives, a system designer might assume that floppy-disk controller features would suffice. However, astute designers are now realizing that the controller functions of the small-system models must be no less sophisticated than those of the higher-capacity Winchester disk systems. Though drive manufacturers have significantly reduced cost by simplifying the head-movement mechanisms and reducing the number and size of parts, packing densities have approached or even exceeded densities (bits per square inch) of much larger disks (Fig. 2), so that the new drives are actually more complicated.

Slowing down the data

The new Winchester disk's high density gives it a data rate of about 600 kilobytes per second typically. Since these drives will most likely be attached to small computers with low-bandwidth I/O systems, the controllers must have data buffering to present the data at a rate acceptable to most host computers. A data buffer solves the problem of I/O bandwidth compatibility, but it immediately creates another.

Nothing can stop a rotating memory from transferring data at its desired rate—and while the controller is exchanging data between its buffer and the host memory at the acceptable rate, the disk keeps spinning. Additional blocks of data pass under the heads, unable to be accepted. Waiting for the next disk revolution would result in a significant and undesirable performance loss.

This highlights another requirement, sometimes called sector interleaving, which allows transfer of multiple sectors within one disk revolution while a slow host data rate is maintained (assuming the controller has the proper data buffer). Logical sequential sectors are not contiguous and the effect on access time of the disk motion can be cut by interleaving physical sectors so that the head comes close to the next logical one.

Another obvious result of the high-density disk is the necessity for error correction. In 1974, when Control Data Corp. first introduced its storage module drive (SMD) technology—applying IBM's 3330 technology—most system architects simply said, "I know the large systems have error correction, but this is a small system. I just can't afford such controller complexity, and besides, I'm getting good disk packs." And they had so far gotten good disks, but as production stepped up and

disk packs got heavy use, the data bases turned up with unrecoverable errors.

The bit-per-inch density of the new drives demands controllers with sophisticated error correction—using, ideally, 32-bit polynomials capable of detecting burst errors up to 22 bits long and of correcting burst errors up to 11 bits long. Since the platters and heads are sealed and fixed, a bad disk pack cannot simply be thrown away. The controller, to increase yield and lower cost, should therefore allow defect skipping in the form of either spare tracks or spare sectors. The spare sector scheme is preferable, as it avoids performance losses inherent in the spare track method due to its seek delay.

In a moving-head system, the head might land on the wrong track (often called “seek error” and assigned a probability of 1 in 10^6). This error can be compensated for by having a controller generate a disk-identifying field (commonly called a header or ID field) to verify that the drive is on target before permitting the host to transfer data.

Another controller requirement is a high-level interface to allow simple communication between the host and the disk I/O processor rather than directly between

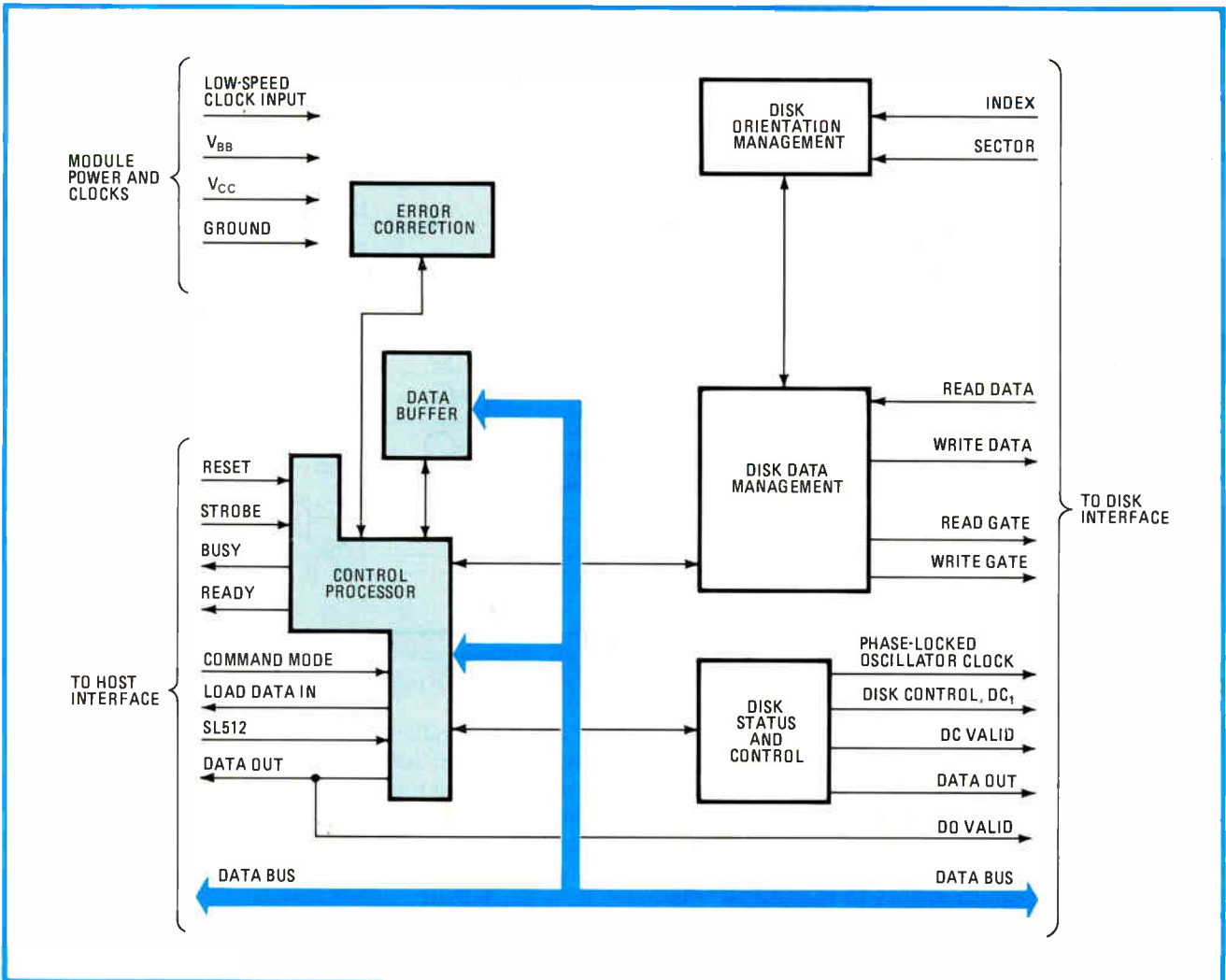
the host and the device. The host computer is thus free of detailed disk control and able to handle more of its data-processing tasks, such as report generation and accounts payable and receivable. Like their mainframe predecessors, small computer systems should not be moving or selecting disk heads, calculating polynomials, making sure the one-in-a-million seek error did not occur, or even formatting the disk.

Since a cost-efficient Winchester-drive controller must have an on-board microcomputer, its excess computer power can also be used for various forms of module self-testing and diagnostics. The extra read-only memory space required for these routines is a small price to pay for improved system availability.

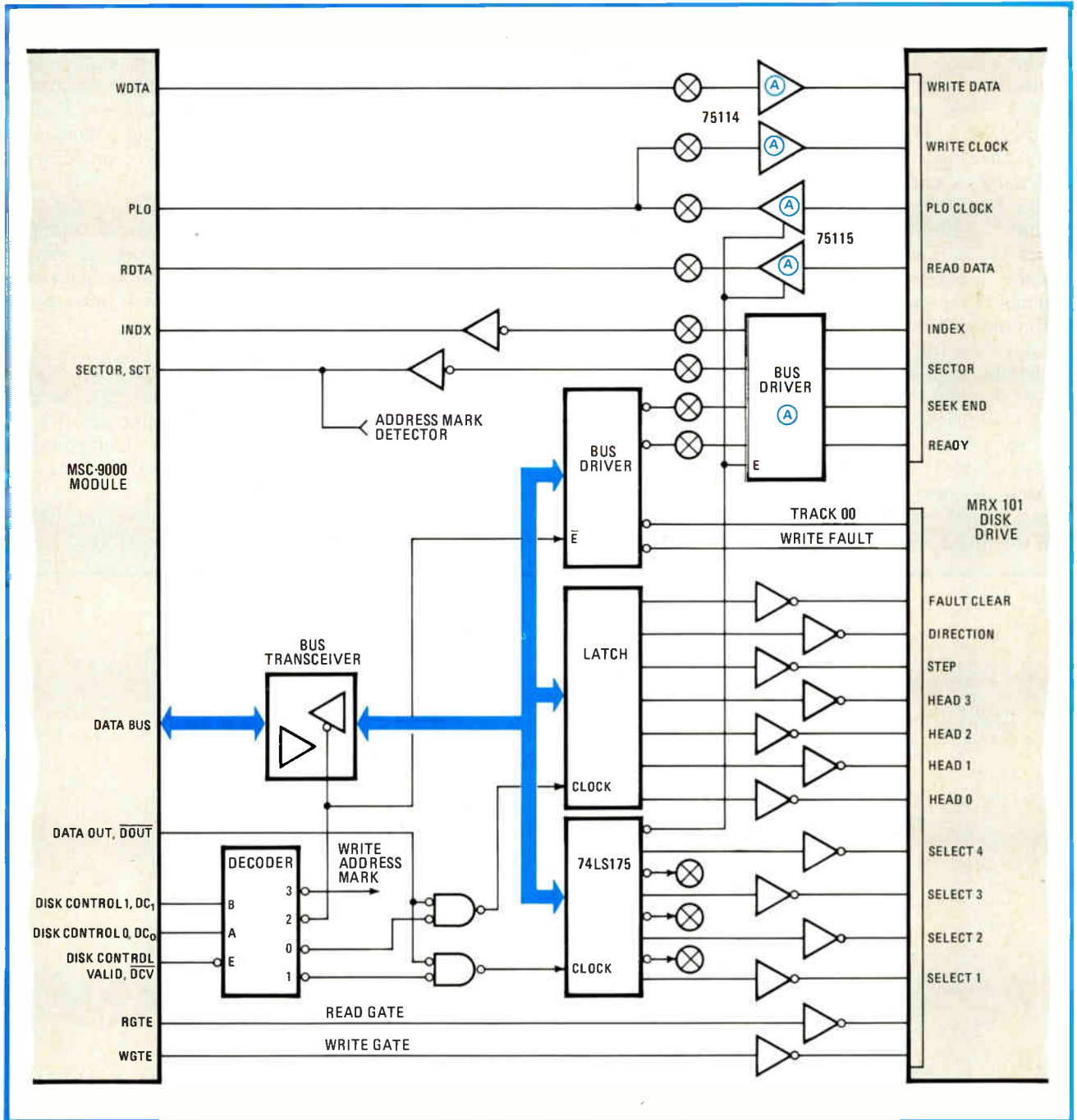
Developing a controller

Of the four ways to develop a Winchester drive controller, one might be to build the controller circuitry out of low-cost small-scale integrated logic. Unfortunately that requires the use of 300 to 400 integrated circuits—a size disadvantage.

Two approaches that are more up to date use either a high-speed bit-slice bipolar processor or an MOS micro-



3. Host to disk. This block diagram of the MSC-90000 controller shows its major components—MOS microprocessor, memory, and various LSI interface circuits. The module does most of the interfacing between the large host computer and the disk drive or drives.



4. Module to drive. Additional external circuitry is needed to interface the controller module with various types of rigid-disk drives. This interface is with a Memorex 101 disk drive. If the gates marked with an A are duplicated, it is possible to control four drives at the same time.

processor. The bit-slice technology has been applied to small-system disk controllers for the past several years. But since it requires 150 to 250 ICs (depending on host computer and system demands), it is not cost-effective for systems that use disk drives priced at even as little as \$5,000 to \$10,000.

Applying this type of circuitry to the new Winchester disk drives results in only minimal cost reductions, since all major functions are still absolutely necessary. The new drive's electrical interface may not require differential line drivers and receivers, but interface circuits would be the only savings. So a gross imbalance will

exist—a controller that costs more than the drive and uses more room and even more power than the drive.

An MOS microprocessor used alone is undeniably a fine choice for controlling a sewing machine, a microwave oven, or a video game. However, in the real-time environment of the memory spinning at 3,600 revolutions per minute, with a new bit to contend with every 200 nanoseconds, it falls a bit short. In fact, it falls many bits short. Thus auxiliary circuitry must be introduced to augment the microprocessor with real-time, critical functions such as serial-parallel-serial conversion, polynomial generation, error detection, data synchronization,

address verification, and overall system synchronization. This requirement can result in a board or boards with the microprocessor and its associated memory and at least 130 ICs.

Only the modular approach is practical in terms of package size and cost, and the MSC-9000 module represents a "best of both worlds" solution. An MOS processor and an LSI implementation of the added real-time functions can be combined on a single board, with the further addition of circuitry for interfacing with specific disk drives.

An example of such additional circuitry would be that needed to multiplex signals between multiple disk units and the controller module. In another case, the disk drive being controlled might require nonreturn-to-zero (NRZ) data. Then, a data separator to convert modified-frequency-modulation data into an NRZ format can be implemented on the controller board or in the disk drive.

The module itself features error correction, data buffering, address verification, and even automatic retry when the module detects an error, as well as the small size required for packaging in the new compact drives.

Keeping the host free

The host processor and the module communicate via an interprocessor communication link. The module goes busy until the task is completed and then the resulting status can be obtained. The command software set is organized to keep commands at a level of simplicity so that the host need not be involved in the disk mechanism characteristics.

For example, to read or write a block of data, the host simply sends the command and address. The module will locate the address, performing a seek if required, and wait for the proper rotation position before transferring data. On a read, the controller verifies accuracy and automatically corrects errors (up to 11 bits) before passing data to the host. Other commands, such as seek, track format, recalibrate, and write alternate sector, are included for utility and error management. Commands such as module self-test, write long, and read long ensure that the controller can be easily maintained.

A functional block diagram of the MSC-9000 disk I/O processor is shown in Fig. 3. The module has an 8-bit bidirectional data bus and some associated control signals for all communications with either the host or the disk drive or drives.

One disk interface

Figure 4 shows all external circuitry required to interface the control module with a single Memorex 101 disk drive. The decoder controls bus steering and defines what information passes over the module data bus. External latches strobe the drive select, head select, and motion control signals. Circuitry can be expanded to four disk drives by duplicating the A circuits (upper right in the figure) and enabling them from the select signals of the 74LS175. The Memorex 101 drive contains a data separator, but the function can also be included on the controller board.

To accommodate disk drives without sector pulses, the module generates a write AM (address mark) signal via

the external decoder. External circuitry is needed to use this signal to generate address marks. When detecting an address mark, this circuitry routes the AM detect signal into the sector pulse input to the module. During the format operation, the module segments the disk into fixed sectors by using the address marks in place of sector pulses.

The module receives data in NRZ format synchronized with the PLO (phase-locked oscillator) clock input. During a write, the module generates NRZ data on its WDTA (write data) line, also synchronized with the PLO clock.

The host interface

The controller module can be thought of as a disk I/O processor. It can be given a task and, except for transferring the actual disk data, requires no further interaction with the host until it completes the task. Three groups of module signals provide the interface facility between the module and host computer.

The first group contains a busy signal and a command request signal. The busy signal signifies when the module begins performing a task; it remains active until a task is completed. The command signal can be given by the host (whenever the module is not busy) to cause the module to accept a new command.

The second group of signals initiates the transfer of information such as commands, drive status, or actual disk data between the module and the host. This group consists of:

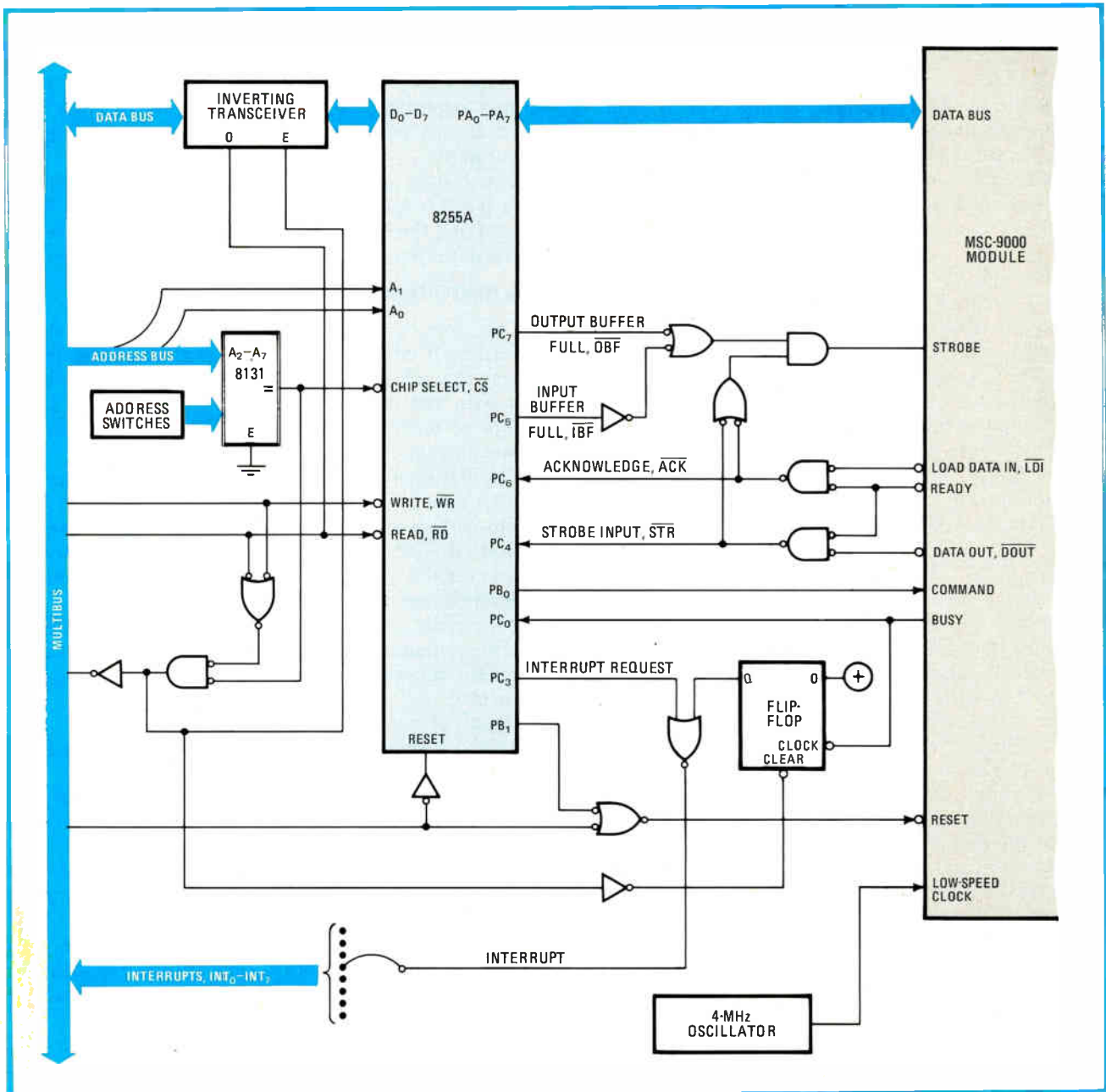
- Signals over an 8-bit, bidirectional data bus.
- Ready: a signal from the module that it is ready to transfer information to the host.
- Load data in: a signal from the module to be used with ready to enable the host interface to place information on the data bus for input to the module.
- Data out: a signal from the module to be used with ready to let the host interface receive information from the module.
- Strobe: a signal from the host interface to be put into the module whenever information is transferred with it.

The last group of signals, for general support of the module, consists of the following:

- Reset: a general reset input signal to the module.
- LCLK: a low-speed clock input to the module at 4 megahertz.
- Power: a +5-volt dc power source.

Figure 5 shows an interfacing example between the MSC-9000 module and a host system with a Multibus. The interface uses an Intel 8255A programmable peripheral interface (PPI) with three ports for communication between the host and the module. Port A is used to send data to or to receive data from the module. Port B is always an output port to generate control signals such as PBO, to request the module to accept another command, or PBI, a pulse to allow the host program to reset the module. Port C is a multifunctional port that handles various control signals, like the busy signal, PCO, or PC3, an interrupt signal.

Of course, by adding a direct-memory-access controller such as Intel's 8237, higher performance with less software overhead can be achieved. A floppy-disk controller IC can also be added on the controller board along



5. Bused disks. As illustrated, the controller module is interfaced with a host using the Multibus. An external 8255A programmable peripheral interface must be added to the controller card to make three ports for communicating data and control signals between host and module.

with the MSC-9000, creating a single controller for both Winchester and floppy disks.

Software for the Multibus application will talk mainly to the ports of the PPI rather than to the inputs to the module. Software requirements in other systems depend somewhat on the actual host-to-controller interface protocol. However, at a high level the structure is basically the same. The disk driver is entered whenever the system requires a transfer of disk data. The driver then invokes the command function and communicates the 6-byte command description to the module. After that, the DMA can be started and, upon leaving the disk driver, the system can proceed with its normal processing chores. An interrupt can easily be configured at the end of the

module's busy cycle. Finally, the driver can be reentered to examine the status and signify a successful operation or ask for appropriate error-recovery procedures.

In some system architectures (notably single-task, single-user), the additional DMA circuitry may not be needed, since average seek delays account for the biggest portion of the data-access time. (Regarding average seek delays to the typical record, even non-DMA transfers of 5 microseconds per byte will contribute only a few percent.) So if the system has nothing else to do while waiting for transfer of the disk data, the software may as well perform the transfer in the driver. In either implementation (with or without DMA), software requirements to support the module stay compact and simple. □

High-clarity. One way itron fluorescents will brighten your displays' future.



The brilliance and conciseness of our new high density 128 x 128 and 256 x 64 dot matrix display panels—made possible by our advanced double-matrix structure—exemplify the wealth of benefits afforded by "itron" fluorescent units. Let's enumerate some of the other reasons they'll enhance your designs' future.

Take alphanumerics. As the inventors of fluorescent technology, we naturally offer the widest selection of 14-segment and dot matrix arrays—from 5mm to 15mm in character heights, and packages ranging from 14-segment 8-character mini-units to complete 240 character 5x7 dot matrix plug-in panels, and everywhere in-between.

Their proven performance record, combine with cost-conscious pricing and ease of installation to make for time and money savings. And, their easy readability—even under high ambient light conditions and at extreme viewing angles—as well as low power requirements, are other good reasons why "itron" fluorescent displays will embellish your equipments' capabilities. As there're many more things to be said for "itron" fluorescent displays, contact us for particulars.

itron[®]
FLUORESCENT DISPLAYS
Patented and Manufactured by
ISE ELECTRONICS CORP.

INTERNATIONAL REPRESENTATIVES

WEST GERMANY: Neumüller GmbH, Eschenstr. 2, 8021, Taufkirchen, Munich. Phone: 089/6118-245. Telex: 522106

FRANCE: Europavia France, 5 Avenue Leon Harmel 92167 Antony Cedex. Phone: 166-21-10. Telex: 42204381

UNITED KINGDOM: ITT Meridian, West Road, Harlow, Essex CM20 2BP. Phone: 0279-35351. Telex: 817202

SWEDEN: AB Nordqvist & Berg, Box 9145 S-10272, Stockholm. Phone: 08-690400. Telex: 10407

DENMARK: E. V. Johannessen Elektronik A-S, Titagade 15-2200, Copenhagen. Phone: 01/839022. Telex: 16522

HONG KONG: Phone: 5-232420. TAIPEI: Phone: 351-0293.

CIRCLE 160 FOR SALES CONTACT

NORITAKE ELECTRONICS, INC.

EASTERN OFFICE: 41 Madison Avenue, New York, NY 10010 • (212) 481-3440 • Telex: 12-5469

CENTRAL OFFICE: 16250 Northland Drive, Southfield, MI 48075 • (313) 569-0088

WESTERN OFFICE: 22410 Hawthorne Boulevard, Torrance, CA 90505 • (213) 373-6704 • Telex: 67-4910

NORITAKE COMPANY, LIMITED

JAPAN: 1-1, Noritake-Shinmachi, Nishiku, Nagoya-Shi • (052) 562-0336 • Telex: J59738

EUROPE: Burotel Belgium SA, Rue de la Presse 3-5, 1000 Bruxelles • (02) 217-83-60 • Telex: 4626962

World Radio History

CIRCLE 161 FOR LITERATURE ONLY

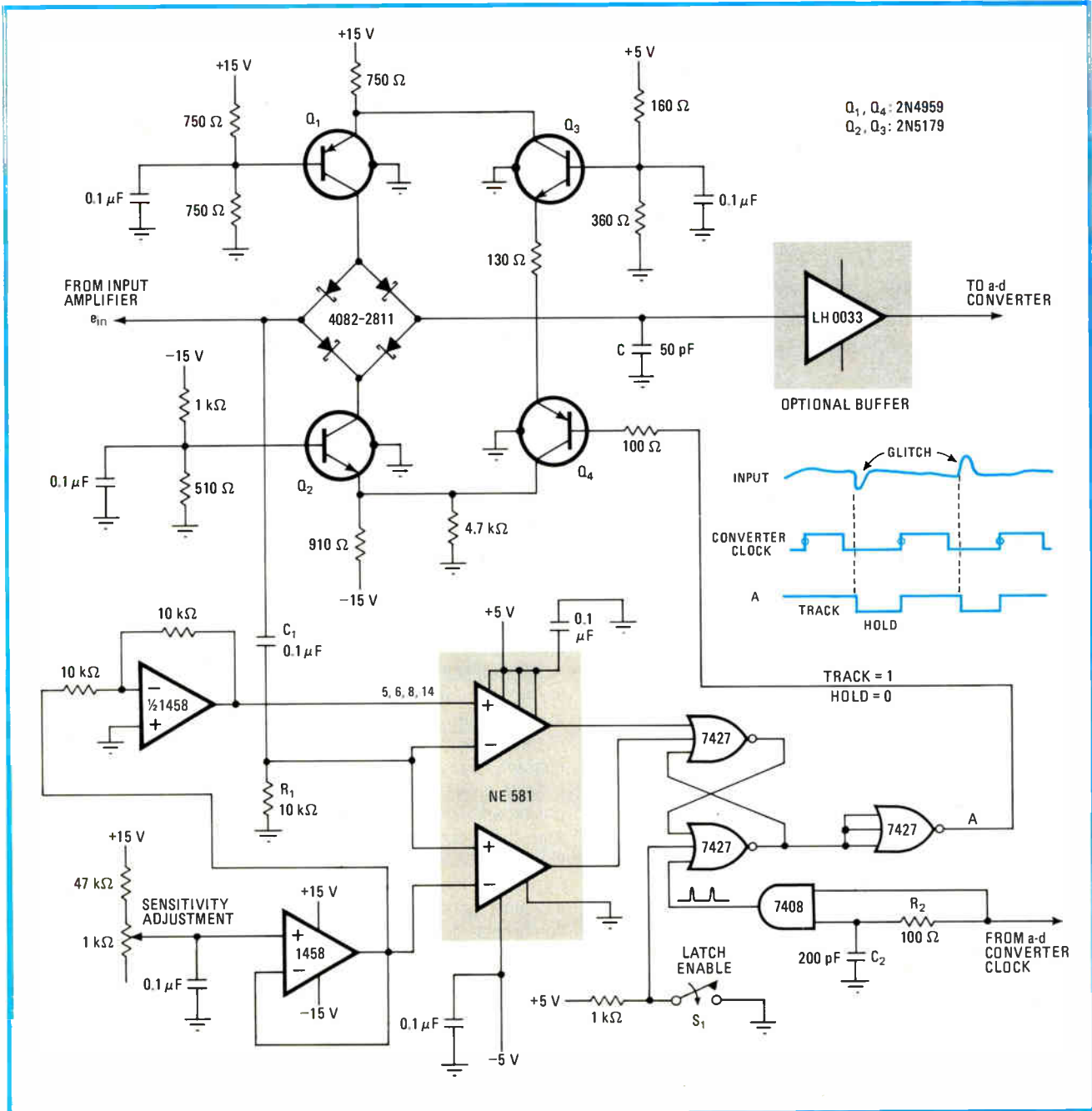
Latch grabs glitches for waveform recorder

by David M. Smith
Storage Technology Corp., Louisville, Colo.

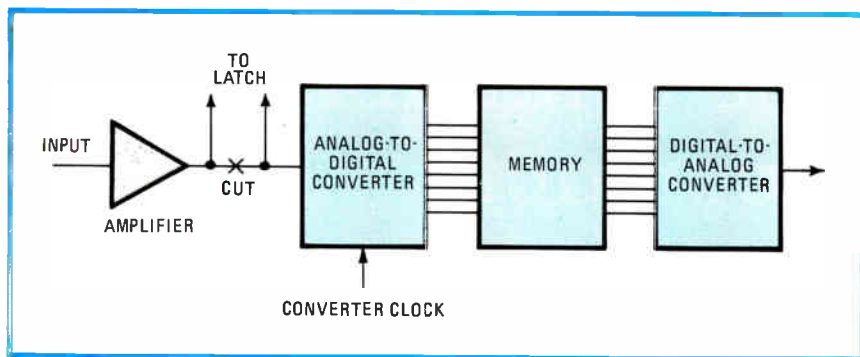
Especially at low sampling rates, recorders that sample asynchronously are very likely to miss glitches. Digital

recorders in such circumstances use a latch to catch transients. This circuit is the analog equivalent of a latch. It works with most waveform recorders and is particularly effective when united with the Biomation series of machines. Suitably modified, it can work at frequencies as high as 50 megahertz.

An RC differentiator, a window detector, and a track-and-hold amplifier make up the latch, which should be installed between the recorder's input amplifier and its analog-to-digital converter, as shown in the right-hand figure. In operation, input signals differentiated by R_1C_1



Capturing transients. Flip-flop-controlled sample-and-hold circuit adapts analog-waveform recorder for latch mode, permitting it to detect glitches despite a low sampling rate. With suitable logic-family substitutions and minimization of lead lengths, circuit functions of up to 50 MHz.



that exceed a preset amplitude will reset the R-S flip-flop formed by two cross-coupled 7427 NOR gates, as can be seen in the left-hand figure. Latch sensitivity is determined by R_1 and is adjustable from 0 to ± 0.3 volt.

In the reset state, the flip-flop turns on transistor Q_4 , thus open-circuiting the diode bridge so that the instantaneous potential appearing at point A will be stored across capacitor C. When the system clock from the recorder's a-d converter arrives to initiate the next sampling interval, the flip-flop is cleared by means of the one-shot multivibrator (formed by the 7408 AND gate and R_2C_2), the diode bridge becomes functional, and the voltage across capacitor C will follow the variations of e_{in} until the next glitch. Provision is made to disable the latch by means of switch S_1 to enable sampling of

incoming waveforms in the traditional manner.

As for the circuit's operating limitations, the major factors determining its capture ability are the speed of the NE581 comparators and flip-flop and the turn-on times of Q_3 and Q_4 . For the higher speeds, emitter-coupled-logic devices should be used and wiring lengths should be minimized. The 0.1-microfarad capacitor, C_1 , should be reduced to 1,000 picofarads or so. Also, the addition of a high-speed, high-impedance buffer may be required, as shown, if the input impedance of the a-d converter is lower than 1 megohm at the operating frequency of interest. □

Engineer's notebook is a regular feature in *Electronics*. We invite readers to submit original design shortcuts, calculation aids, measurement and test techniques, and other ideas for saving engineering time or cost. We'll pay \$75 for each item published.

Computer notes

Home computer displays inverse Laplace transforms

by Michael A. Wyatt
Honeywell Inc., Avionics Division, St. Petersburg, Fla.

Expanding upon the Gaver algorithm¹ for estimating the time value of a Laplace transform as described by Kin-chu Woo,² this program provides the time-domain display of such functions on the popular Apple II personal computer. Utilizing the graphics capabilities allows a user to view a time-domain response almost as it would be seen on an oscilloscope. Also included is a feature not found on most scopes—the ability to scan the display with a cursor in order to extract measurements at any given point on the plot.

Taking the given Laplace transform, which is entered between lines 250 and 1000 of the floating-point Basic routine, the program finds the function's corresponding time value from:

$$f(t) = (\ln 2/t) \sum_{i=1}^{10} V_i F(i \ln 2/t)$$

where the set of constant V_i coefficients is entered at lines 160–170 and where it is assumed that $f(t)$ is suitably bounded and well defined. Once the time increment, t_i , is specified at line 145, the program performs the inversion (lines 200–1170) until $t_i = 279t_i$, where the number 279 is the number of points that may be

resolved on the Apple's screen. Lines 2000–3030 then automatically scale and plot the previously calculated data points using the Apple's high-resolution graphics.

The cursor-scanning subroutine is implemented between lines 4000 and 7020. The user need only position the cursor on the curve by means of the left (L) and right (R) keys on the operator console. The value of the function will be displayed as a function of time at the lower left portion of the screen as $f(t) = A$, where t will be expressed in seconds and A is a scalar quantity (a number).

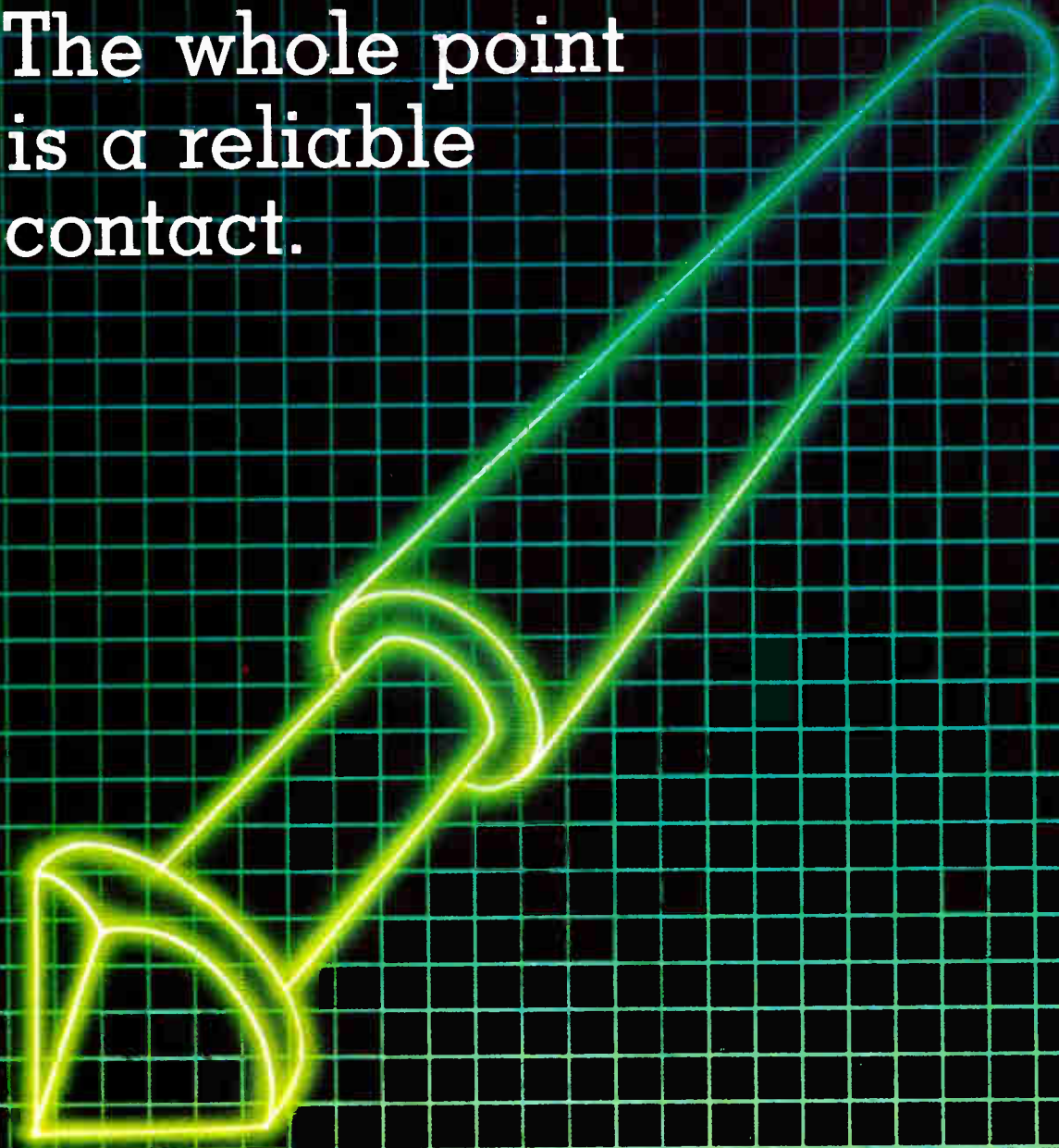
Consider the example of the classic second-order system that is excited by a step function:

$$F(s) = \omega_n^2 / (s^2 + 2\zeta\omega_n s + \omega_n^2)$$

with $\zeta = 0.4$ and $\omega_n = 1$. Following initialization of the program, the routine will flash a message on screen instructing the user to enter the desired transform, to which the user responds: $F(s) = 1/(s^2 + 0.8s + 1)$. Alternatively, he may specify the value of ζ and ω_n first and then enter the general (symbolic) equation.

TIME	CALCULATED	PLOTTED
0.1	0.0048653	0.0048661
0.2	0.0189122	0.0189238
0.5	0.1076671	0.1077150
1.0	0.3599150	0.3580033
2.0	0.9270844	0.9404786
5.0	1.0760872	1.0773478
10.0	1.01564972	0.9849304

The whole point is a reliable contact.



At Everett/Charles Contact Products, we make a point to carefully manufacture every spring probe for maximum reliability and performance.

We gold plate the barrel for minimum resistance and manufacture the spring from high quality wire, engineering it for long life at rated contact pressure. We heat treat all probe tips to ensure the integrity of tip configuration, then plate them with precious metal to increase conductivity.

At Everett/Charles Contact Products we have an extensive off-the-shelf selection of catalog spring probes designed to be compatible with current industry standards.

And, if you have an unusual application, we'll design contact assemblies

Circle 164 on reader service card

for that particular need. Our applications engineers are here to help you find practical solutions for your unique spring probe requirements.

Plus, we back up on-going product development with empirically proven design and manufacturing techniques to keep us the leading manufacturer of reliable spring probe assemblies.

The whole point is, when you've bought Everett/Charles spring probes, you've bought a reliable contact. Because our business is making contact.



Everett/Charles
Contact Products



2887 North Towne Avenue
Pomona, California 91767
(714) 621-9511 TWX 910-581-3838

Everett/Charles International:
Europe
44-2013-83617 TLX 851-418-212
Japan
03 506-4670-6 TLX (781) 23548

PROGRAM FOR DISPLAY OF INVERSE LAPLACE TRANSFORMS ON APPLE II

```

10 TEXT : HOME : VTAB (8)
20 DIM K(11),V(281),F(11),Y(281)

30 PRINT "          LAPLACE INVERS
      ION FOR
40 PRINT "          TIME-DOMAIN D
      ISPLAY"
50 VTAB (20)
60 GET U$
70 HOME : VTAB (8)
80 PRINT " ENTER EQUATION IN S B
      ETWEEN 250 & 1000"
90 VTAB (10)
100 PRINT "          USE F(N) AS VA
      LUE OF EQUATION"
110 VTAB (16)
120 INPUT "          HAS EQUATION BE
      EN ENTERED? Y/N";A$
130 HOME : VTAB (8)
140 IF A$ = "N" THEN 50000
145 INPUT "          INPUT TIME I
      NCREMENT";T: HOME
150 PRINT "          INVERSION COM
      PUTING"
160 K(1) = 1 / 12;K(2) = - 32.08
      333333;K(3) = 1279.000076;K(
      4) = - 15623.66689;K(5) = 8
      4244.16946;K(6) = - 236957.
      5129
170 K(7) = 375911.6923;K(8) = -
      340071.6923;K(9) = 164062.51
      28;K(10) = - 32812.50256;K(
      11) = LOG (2)
200 FOR I = 1 TO 279
210 F(0) = 0;S = 0
220 FOR N = 1 TO 10
230 S = N * K(11) / (T * I)
250 F(N) = 1 / (S * (S * S + .8 *
      S + 1))
1100 F(N) = F(N) * K(N) + F(N - 1
      )
1110 NEXT N
1120 V(I) = F(10) * K(11) / (T *
      I)
1130 IF V(I) < PHIGH THEN 1150
1140 PHIGH = V(I)
1150 IF V(I) > FLOW THEN 1170
1160 FLOW = V(I)
1170 NEXT I
2000 REM -----PLOT ROUTINE-----
2010 HGR
2020 HCOLOR= 7
2030 IF FLOW < 0 THEN 2200
2050 Y(1) = INT (156 - 155 * ((V
      (1) - ABS (FLOW)) / (PHIGH -
      FLOW)))

```

```

2100 FOR I = 2 TO 279
2110 Y(I) = INT (156 - 155 * ((V
      (I) - ABS (FLOW)) / (PHIGH -
      FLOW)))
2120 NEXT I
2130 GOTO 3000
2200 Y(1) = INT (156 * ABS ((PL
      OW - V(1)) / (PHIGH - FLOW))
      ) + 1
2210 FOR I = 2 TO 279
2220 Y(I) = INT (156 * ABS ((PL
      OW - V(I)) / (PHIGH - FLOW))
      ) + 1
2230 NEXT I
3000 HPLOT 1,Y(1)
3010 FOR I = 2 TO 279
3020 HPLOT TO I,Y(I)
3030 NEXT I
4000 REM -----CURSOR ROUTINE-----
4010 I = 125
4020 GET C$
4030 IF C$ = "L" THEN 5000
4040 IF C$ = "R" THEN 6000
4050 IF C$ = "S" THEN 50010
4060 GOTO 4020
5000 REM ---DECREMENT CURSOR---
5010 I = I - 1
5020 IF I > = 1 THEN 5040
5030 I = 1
5040 HCOLOR= 4
5050 HPLOT I + 1,Y(I + 1) - 1 TO
      I + 1,Y(I + 1) + 1
5060 HCOLOR= 7
5070 HPLOT I + 1,Y(I + 1)
5080 HPLOT I,Y(I) - 1 TO I,Y(I) +
      1
5090 GOTO 7000
6000 REM ---INCREMENT CURSOR---
6010 I = I + 1
6020 IF I < = 279 THEN 6040
6030 I = 279
6040 HCOLOR= 4
6050 HPLOT I - 1,Y(I - 1) - 1 TO
      I - 1,Y(I - 1) + 1
6060 HCOLOR= 7
6070 HPLOT I - 1,Y(I - 1)
6080 HPLOT I,Y(I) - 1 TO I,Y(I) +
      1
7000 HOME : VTAB 22
7010 PRINT "          F(";I * T;")=
      ";V(I)
7020 GOTO 4020
50000 PRINT " ENTER EQUATION IN
      S BETWEEN 250 & 1000
50010 END

```

The return key is then depressed and the program will query if the equation has been entered. Depressing the Y key to indicate yes (or N to indicate no) triggers analysis of the equation.

As seen, the results of the tabulated analysis compare favorably with the analytical (mathematical) result for the time-domain equivalent, which is:

$$f(t) = 1 - [1/(1 - \zeta^2)^{0.5}]e^{-\zeta\omega_n t} \sin[\omega_n(1 - \zeta^2)^{0.5}t + \Theta]$$

where $\Theta = \arctan[(1 - \zeta^2)^{0.5}/\zeta]$. To exit the program,

the user simply depresses the S key on the console.

Modification of the basic program for other machines (TRS80, Pet, and so on) should pose no serious problem. The plot and cursor function will not be so easily implemented, however, and so this section of the program must be rewritten accordingly. □

References

1. D. P. Gaver, "Observing Stochastic Processes and Approximate Transform Inversion," *Operational Research*, Vol. 14, No. 3, 1966, p. 444-459.
2. Kin-chu Woo, "TI-59 inverts Laplace transforms for time-domain analysis," *Electronics*, Oct. 9, 1980, p. 178-79.

Make no mistake about microhms

A new digital ohmmeter uses a technique that should interest engineers who have to measure the micro- and milli-ohm resistances of wire, printed-circuit-board stripes, and relay and connector contacts. It employs the switched dc mode, in which the drive to the resistance-measuring circuit consists of alternating positive and negative square-wave pulses. Because switched dc eliminates any thermal electromotive force offsets generated in all connections to the unknown resistance, it is **the recommended mode for the accurate measurement of noninductive unknowns below 100 Ω** —a range in which thermal offsets can approach the millivolt level and cause unacceptable errors. For information on the model 1700, write to Electro Scientific Industries Inc., 13900 N. W. Science Park Dr., Portland, Ore. 97229.

Reducing the first cycle error in a keyed oscillator

A keyed oscillator can be configured from a TTL Schmitt trigger gate by placing a feedback resistor from the trigger's output to its input and by shunting a capacitor from input to ground. When the control line of the trigger goes high, the circuit oscillates. However, a timing error occurs during the first period of oscillation, for it is longer than it should be because the timing capacitor has to discharge from a higher voltage than the trigger's upper switching threshold voltage. Typically, upper and lower thresholds for this type of circuit are 1.6 and 0.8 v respectively. A solution is to **ensure that the capacitor starts with a voltage closer to the upper threshold**—perhaps by using a 2-v zener diode or a stack of diodes shunting the capacitor.

A. Bendeli of the Commonwealth Scientific and Industrial Research Organization's division of applied physics, Sydney, Australia, has a better approach. He simply ties a green or yellow light-emitting diode in parallel with the timing capacitor. These LEDs have a minimum forward voltage drop of 1.8 v at 2 mA. When the control line is off, the output delivers current to the LED, which lights and clamps the capacitor at around 2 v. A red LED ($V_f = 1.5$ v) would clamp the capacitor at too low a voltage for oscillation to occur. The illuminated LED also indicates that the oscillator is in a ready state. With a 1-k Ω resistor and a 0.1- μ F capacitor, the low period of the waveform's first cycle is reduced from 220 to 124 μ s, which is close to the 120 μ s of the following low periods.

Learn about speech synthesis

With the availability of commercial hardware, speech synthesis is becoming a vital technology to engineers in all facets of electronics. In Santa Barbara, Calif., on June 1-5, a comprehensive tutorial seminar on speech synthesis will be given. These sessions will present the principles, techniques, and implementations of analytic synthesis systems, ranging from channel, format, and linear predictive vocoders to the newest vector quantization approach. Coverage will also include **phonetics, text-to-speech systems, waveform encoding, speech recognition**, and a comparative evaluation of architectures and technologies for implementing speech processing algorithms. Sponsored by Signal Technology, the seminar will be available to a limited number of registrants. The registration fee is \$850. To register, write to Signal Technology Inc., 15 West De La Guerra, Santa Barbara, Calif. 93106, or phone (805) 963-1552. For further information, contact Allen Gersho of the Department of Electrical and Computer Engineering at the University of California, Santa Barbara, Calif. 93106, or call him at (805) 961-2037.

-Jerry Lyman

NO.1 AGAIN

This time in Switchers

Long the recognized leader in quality open-frame linears, Power-One is now setting the pace in switching power supplies.

Our fast growing line of efficient high-performance switchers offer a combination of features not found in others at these low prices. Features such as fully regulated outputs, 115/230 VAC input capabilities, superior hold-up time, and totally enclosed packaging for enhanced safety. Additionally, these models incorporate many other innovative ideas that set our switchers apart... while reflecting the same simplicity of design that has kept our open-frame linears the most cost-effective in the industry.

Best of all, Power-One switchers are 100% American built by Power-One personnel, at



Power-One facilities, and under tough Power-One quality control standards. Adding up to total dependability at typical Power-One low prices.

So check us out. See why we're leading the way again. This time in switchers.

Send for our new '81 Catalog. Better yet, contact your local Power-One representative for immediate action.

VOLTS	AMPS	MODEL
5V	40A	SK5-40
12V	16.8A	SK12-16.8
15V	13.4A	SK15-13.4
24V	8.4A	SK24-8.4
28V	7.2A	SK28-7.2
SIZE: 2"H X 4.88" W X 13"L		

\$250
200 WATTS



OUTPUT	VOLTS	AMPS
#1	5V	20A
#2	12V	5A
#3	-12V	3A
#4	5V, 12V, 15V, or 24V. USER SELECTABLE	3.5A
SIZE: 2"H X 4.88"W X 14"L		
MAX OUTPUT POWER: 150 WATTS CONTINUOUS, SUM OF ALL OUTPUTS		
150 WATTS - 4 OUTPUTS THE UNIVERSAL SHQ-150W		

\$295

NEW



\$115
50 WATTS



\$170
100 WATTS



VOLTS	AMPS	MODEL
5V	10A	SD5-10
12V	4.2A	SD12-4.2
15V	3.4A	SD15-3.4
24V	2.1A	SD24-2.1
28V	1.8A	SD28-1.8
SIZE: 2"H X 4.88"W X 6.25"L		

VOLTS	AMPS	MODEL
5V	20A	SF5-20
12V	8.4A	SF12-8.4
15V	6.7A	SF15-6.7
24V	4.2A	SF24-4.2
28V	3.6A	SF28-3.6
SIZE: 2"H X 4.88"W X 10"L		

FREE! NEW 1981 CATALOG AND POWER-ONE TOUR GUIDE

SEE EEM OR GOLDBOOK FOR OUR COMPLETE PRODUCT LISTING AND LOCATION OF YOUR NEAREST POWER-ONE REPRESENTATIVE.

POWER-ONE D.C. POWER SUPPLIES

POWER-ONE INC. • POWER ONE DRIVE • CAMARILLO, CA 93010

PHONE: (805) 484-2806 • (805) 987-3891 • TWX: 910-336-1297



History Circle 167 on reader service card

A GREAT TRADITION IN SEMICONDUCTORS



This is the new trademark of the SGS-ATES Group of Companies.

We have 7 semiconductor production units and 10 subsidiary companies spread over several continents. We employ more than 7000 people and have a global marketing network serving all the world's semiconductor markets.

Our high level of technology is maintained by an annual R & D expenditure that exceeds 15% of sales.

SGS-ATES - Semiconductor Corporation - Scottsdale, AZ 85251 - 7070 East 3rd Avenue - Tel. (602) 990-9553.

Circle 168 on reader service card

IS BEING RENEWED.

"It is our firm belief that the strength of a company is founded on its tradition and on its continuing capacity for self innovation in terms of people, technologies and company structures and policies. We are convinced that our company has these fundamental elements.

Behind our new trademark there is in fact a great tradition of semiconductor production at an international level, evident today not only in our position of leadership in linear integrated circuit and power transistor technology but also in a remarkable presence in the CMOS and N-channel MOS sectors. Our experience in semiconductor production, along with other pioneers, dates back to 1957. We were the first with the planar process in Europe and the second in the world.

By 1969 we were already delivering millions of high power linear circuits. We patented the planar oxide process- Planox -in 1971 thus opening up the era of high density MOS integrated circuits and in 1972 we were already mass producing microprocessors.

1976 saw us delivering 20W linear integrated circuits and by 1979 we were able to achieve over 100V of breakdown in our linear devices. We were the first to introduce high voltage power PNP transistors and among the first to produce fast Darlington.

Behind our new trademark there are also new investments in people, plant and structures in order to improve even further our levels of technology and, what we want to be our major plus point - service.

To this end we are committing the willingness, the culture, the dedication of us all and the resources of our company to meeting customers' requirements in order to give them the best service in the industry.

Our challenge for the future has begun. We'll carry it through with our customers."


Pasquale Pistorio
Chief Executive Officer



TECHNOLOGY AND SERVICE



**The Gould family of test
and measurement instruments
keeps growing, and
so does its reputation.**



Our big family of test and measurement instruments is getting bigger every day. And any friend of one of the family knows what to expect from all the rest: rugged performance and reliability.

Our instruments are built to some of the toughest quality standards in the industry. Logic analyzers. Oscilloscopes. Fixed linear array recorders. Oscillographic recorders. Signal conditioners. Biophysical instruments. Digital multimeters. Analytical instruments.

Whatever your need, we can provide the right instrument to do the job. It's all in the family.

For more information, call or write Gould Inc., Instruments Division. Operations in Santa Clara, California; London, England; Paris, France; Frankfurt, Germany; and headquarters at 3631 Perkins Ave., Cleveland, Ohio 44114.

 **GOULD**
An Electrical/Electronics Company

Circle 171 on reader service card

**“Fantastic inventory!
The instruments I want.”**




**“No hassles, no delays.
I can count on quick delivery.”**



**“Great professional assistance—
personal service.”**



**“Complete instrument
services within our
reach.”**



"When we're not going to use a test instrument year in and year out, we rent it from the GE Instrument Service Center. They're right in the area and give us the same personal service in rental as they do when we call them to repair and calibrate the equipment we own."

"With equipment costs going out of sight, we rent test instruments whenever practical. It makes sense when a company like General Electric is doing the renting. They offer equipment from most of the major manufacturers and service it like it was their own. Incidentally, they don't bill until the end of each month's rental, and that's a nice plus."

"Because we specialize in prototypes and limited production runs, we use a wide variety of test instrumentation. Quick·rental® instruments always has what we need—and more than once they've recommended a more efficient piece of equipment for the job. Those GE application specialists really know their stuff."

"The local Service Center for Quick·rental instruments is really on the ball. Instead of having to call in equipment from all over the country, when they know it's something we use frequently they stock it right on the spot. That's one of the advantages of dealing with a company like General Electric—top drawer service whether it's in instrument rental, repair or calibration, or measurement and diagnostics."

For a free Instrument Rental Catalog, call your local GE Service Center, or write Quick·rental Instruments, General Electric Company, Instrumentation & Communication Equipment Service Department, Building 4, Room 210, 1 River Rd., Schenectady, N.Y. 12345.

**"OK, GE!
That's What
Instrument
Rental
Should Be."**

ALA. BIRMINGHAM (205) 925-9449 • ARIZ. PHOENIX (602) 278-8515, TUCSON (602) 294-3139 • CAL. LOS ANGELES (213) 642-5350, SACRAMENTO (916) 383-1324, SAN FRANCISCO (415) 436-9260 • COL. DENVER (303) 320-3252 • CONN. SOUTHWINGTON (203) 621-4059 • FLA. JACKSONVILLE (904) 751-0615, MIAMI (305) 940-7723 • GA. ATLANTA (404) 452-4920 • ILL. CHICAGO (312) 854-2994 or (219) 933-4500 • IND. EVANSVILLE (812) 473-6161, FORT WAYNE (219) 484-9073, HAMMOND (219) 933-4500, INDIANAPOLIS (317) 639-1565 • IO. DAVENPORT (319) 285-7501 • KY. LOUISVILLE (502) 452-3311 • LA. LAKE CHARLES (318) 436-1922, NEW ORLEANS (504) 367-6528 • MD. BALTIMORE (301) 332-4713 • MASS. BOSTON (617) 396-9600 • MICH. DETROIT (313) 285-6700 • MINN. MINNEAPOLIS (612) 522-4396 • MO. KANSAS CITY (816) 231-6362, ST. LOUIS (314) 965-7115 • N.J. NEW YORK CITY (201) 227-7900 • N.Y. BUFFALO (716) 876-1200, NEW YORK CITY (201) 227-7900, SCHENECTADY (518) 385-2195 • N.C. CHARLOTTE (704) 525-0311 • OH. CINCINNATI (513) 874-8512, CLEVELAND (216) 441-6111, COLUMBUS (614) 464-2767, TOLEDO (419) 866-6255 • OR. PORTLAND (503) 221-5101 • PENN. PHILADELPHIA (609) 488-0244 or (215) 923-0383, PITTSBURGH (412) 462-7400 • S.C. GREENVILLE (803) 277-4093 • TENN. MEMPHIS (901) 527-3709 • TX. AUSTIN (512) 477-3905, BEAUMONT (713) 835-1274, CORPUS CHRISTI (512) 888-6330, DALLAS (214) 357-7341, HOUSTON (713) 672-3570, SAN ANTONIO (512) 532-2910 • UTAH SALT LAKE CITY (801) 973-2253 • VA. RICHMOND (804) 232-4576 • WASH. SEATTLE (206) 575-2987 • W.V. CHARLESTON (304) 345-0920 • WI. APPLETON (414) 739-7766, MILWAUKEE (414) 744-0110 • P.R. PONCE (809) 843-4225.

GENERAL  ELECTRIC

THE ELECTROSENSITIVE PRINT-AHOLIC: JUST FEED IT AN OCCASIONAL ROLL OF PAPER AND IT'LL PLOT ALONG FOR YEARS.

Choose a Printer or a Printer/Plotter

You can choose either of two models. The EX801, priced from \$549, prints alphanumeric characters and simple graphics. The EX820, at \$739, goes a step further, providing precise alignment of both horizontal and vertical dot patterns for a true hardcopy of computer generated graphics.

A Complete Package — Lots of Interfaces

You can obtain these little beauties in sleek molded cases with power supply, low paper detector, bell, self-tester and paper roll holder, or as stripped down modules for inclusion in your own chassis. And you can choose from a number of interfaces — RS232C/20Ma serial, Centronics parallel, high speed serial, Apple, Pet, TRS-80, HP-85, IEEE-488... and more.

Whether you need sophisticated graphics or simple printout, Axiom has the lowest cost, highest performance printers available. With worldwide service in 21 countries.

Phone or write for the whole story today.

Imagine, an MTBF of 11 Million Lines!

A few years ago people scoffed at electro-sensitive printers because of the "silly silver paper."

They scoff no longer, because this tough, simple, low cost printer, with no adjustments to make, and no inky ribbons to change, is virtually maintenance free, making it perfect for business and instrumentation systems where reliable year-in year-out operation is the most important criteria.

Over 20,000 Axiom printer/plotters are working in the field, providing CRT hardcopy, remote message printing, program listing, record keeping and data logging. Our customers swear by them, never at them.

Withstands Sunlight, Moisture and Age

The printout, which is formed by passing a high current for a few microseconds from the printhead to the paper, is absolutely permanent, because once the aluminum coating has been removed, there is no way to put it back. Also, paper shelf-life is indefinite, print quality is unaffected by direct sunlight, moisture or age and the high contrast makes excellent photo copies. This is a great printer for tough environments and unattended operation.

AXIOM

AXIOM CORPORATION

1014 Griswold Avenue • San Fernando, CA 91340
Telephone: (213) 365-9521 • TWX: 910-496-1746

Circle 174 on reader service card

New products

Exhibitors at the IEEE-sponsored show April 7 to 9 will be showing at New York's Colliseum and Sheraton Centre new designs from evolving Instrumentation to optoelectronics

Electro /81

Instrument gives logic analyzer an emulating front end


A logic analyzer is no match for a microprocessor development system when it comes to software development. But when the development task turns to hardware debugging, a new hybrid instrument can turn a logic analyzer into a powerful competitor for an in-circuit emulator-analyzer. That hybrid instrument is the Dolch E 80A Emulyzer. Designed primarily as a front-end system for a 32- or 48-channel logic analyzer, it can also operate as a stand-alone emulator.

The E 80A attaches to the microprocessor socket the same way that a logic analyzer probe pod or in-circuit emulation pod does. Through another port, the Emulyzer can be attached to a logic analyzer, a development system, or even a dumb terminal with an RS-232 or 20-mA current-loop interface.

The E 80A, the first in a series of Emulyzers, is intended for emulation of a Z80A microprocessor. Some other series members under development and due out in the fourth quar-

ter are units for the 8080, 8085, and 6809 8-bit microprocessors. Emulyzers for 16-bit processors should be available early in 1982. An upgrade of the E 80A able to accommodate a 6-MHz Z80B, as well as a 4-MHz Z80A, according to Dolch sources, will be available by the end of the summer.

The Emulyzer can map a 1,024-byte segment of program onto a target system. This function is handy for adding patches to a target system's programming, but it is not rec-



commended for software development of the entire program. The reason is that the Emulyzer has no symbolic lookup tables, so that the user must rely upon absolute addressing instead of symbolic addressing. The Emulyzer does, however, have an in-line assembler.

With the assembler, the user can develop up to 6-K bytes of custom stimulus and test routines. Through an external probe, an attached logic analyzer containing a signature-analysis feature can then feed the target system's responses back to the Emulyzer.

Register tracing. The Emulyzer also gives a logic analyzer a capability that had previously been the domain of a development system with an in-circuit emulator. It allows the tracing of internal register activity on a processor under test during the full-speed execution of time-critical program segments. Even on development systems, the normal method of tracing such activity amounts to a single-step procedure because at least one wait state must be inserted after each program step. Some other Z80 emulators use non-maskable interrupts, which force a breakpoint every 100 ms.

The E 80A has two independent hardware breakpoints that can be used to break on memory reads, writes, accesses, or instruction fetches. The hardware breakpoints are set up so that the Emulyzer can break on either breakpoint (A or B), but not to perform sequential breakpoints of event A followed by event B. In recognizing the captured data, the Emulyzer has its own disassembler; thus it can display the Z80A's assembly-language mnemonics directly on a dumb terminal.

The Emulyzer, which will sell for approximately \$5,000 and be delivered in 30 days, may be used as a front-end device for Intel and Zilog development systems. When the appropriate linking software is made available, the E 80A could also be linked to Z80 software developed on a minicomputer such as Digital Equipment Corp.'s PDP-11.

Dolch Inc., 230 Devcon Dr., San Jose, Calif. 95112. Phone (408) 998-5730 [380]

Low-cost fiber-optic receiver chips are versatile

Two fiber-optic receivers, each aimed at a specific application level in short-to-intermediate-range digital communications links, are key optical components in a succession of products planned for this year by Motorola Inc.'s Semiconductor Group. For high data rates, the MFOC600 monolithic fiber-optic receiver circuit provides a TTL output at up to 10 Mb/s. A smaller, less expensive receiver, the single-chip MFOD624F, fits in a standard three-lead ferrule package and operates at up to 500 kb/s.

"Both receivers are versatile enough to perform in a variety of applications now opening to fiber-optics technology," says Jim Herman, marketing manager for these products at Motorola's High-Frequency Optical Electronics division in Phoenix. High cost has been a barrier to the use of fiber optics in nontelecommunications jobs, but that is changing: the new units will sell for \$10 or less in 1,000-unit quantities.

Housed in a 16-pin ceramic dual in-line package, the MFOC600 is used with an optical detector to form an entire receiver. For the input, Motorola's integrated detector-pre-amplifier, a p-i-n diode, or other low-current unit may be used.


Herman says the variety of output choices alone makes the IC one of the most effective fiber-optic receivers yet developed. In addition to 10-Mb/s TTL, the unit offers an output compatible with emitter-coupled logic at rates of up to 20-Mb/s and an analog output at up to 10 MHz. A relatively rare need to date, ECL-compatible output should be called for increasingly in large computer-to-computer links and in such peripherals as disk drives that dump data at high rates, says Herman. The analog output can serve an extra monitoring function—for example, as a flag that checks the digital mode, signaling when data is cut off

accidentally or otherwise.

Internal decoding networks enhance the MFOC600 with optical data formats, including pulse bipolar, nonreturn to zero, and Manchester coding. As an option, a transimpedance amplifier on the chip adds this function to a system not using an integrated detector and preamplifier, he says. The receiver, which has an on-chip automatic-gain-control circuit with a 20-dB range, requires a single supply voltage.

The MFOD624F is Motorola's first complete fiber-optic receiver housed in a single ferrule package. This package fits into a standard receptacle, thus saving board space; in addition, it can be well shielded by the connector from radio-frequency interference and electromagnetic noise. It is compatible with such metal connectors as the AMP 227240-1 and Amphenol P/N 950-135-5000. Its sensitivity is 20 μ W, typically, and it uses a single 5-V supply.

The single-chip light-in, TTL-out receiver is suitable for sensing jobs in





ALT
12:12:12
AM PM



CUTLER-HAMMER
COMMERCIAL SWITCHES

CRYSTALOID LIQUID
CRYSTAL DISPLAYS

COMPU-LITE ILLUMINATED PUSHBUTTONS



LOOK WHO JUST JOINED FORCES.

Now you can look to a single quality source for three families of components. Because now, along with our Cutler-Hammer Commercial Switches, we offer Crystaloid Liquid Crystal Displays and Compu-Lite Illuminated Pushbutton Switches.

Crystaloid Liquid Crystal Displays offer state-of-the-art technology in both standard and custom LCD's. What's more, we have the design capability to meet the most demanding requirements—especially for matrix and multiplexed display applications.

Compu-Lite Illuminated Pushbuttons feature momentary or alternate action, 1 to 4 poles, and can

be panel or PC board mounted. Matching indicator lights are available.

Cutler-Hammer Commercial Switches deliver rugged reliability and long life. You can choose rockers, toggles or pushbuttons in standard, miniature and sub-miniature versions.

For more information on these products or engineering assistance for specific applications, write Eaton Corporation, Commercial Controls Division, 4201 N. 27th St., Milwaukee, WI 53216.

EAT•N Electrical/Electronic
Control

Circle 177 on reader service card

New products

both industrial and automotive systems in addition to computer and military applications, Herman says. It can serve, for instance, as a speed sensor in geared systems by counting teeth and delivering rotational speeds directly to a microcomputer and as a module in a multiplexed engine-control system.

Prices as of April 8, in volumes of

1 to 24 and 1,000, respectively, will be \$18.30 and \$10 for the MFOC600 and \$14.70 and \$8 for the MFOD524F. Small quantities may be delivered immediately from Motorola and distributors.

Motorola Semiconductor Group, High-Frequency Optical Electronics Division, P. O. Box 20912, Phoenix, Ariz. 85036. Phone (602) 244-4556 [381]

The two-plug-in, dual-trace unit is built around a 16-bit processor and a large 16-K-by-16-bit random-access memory for waveform storage. The memory can be divided into halves or quarters to accommodate multiple waveforms and its density allows enlargement by up to 256 times of either or both displayed traces.

Each of the two two-channel plug-ins at present offered has its own processor and buffer memory. For highest resolution, the 100-kHz 4851 plug-in provides 15-bit digitizing for both channels; higher-frequency signals can be viewed with the 2-MHz 4562, which still provides a remarkably high 12-bit resolution. Each of the modules has its own trigger and time base, so by using both in the instrument at the same time, a user has the flexibility of two high-resolution scopes in one.


But adding the input/output card offered as an option really brings the processor's power to bear. With it, a user can plug an optional single floppy-disk drive module into one of the bays and add data-manipulation capability. With the floppy module

Digital oscilloscope gets floppy-disk plug-in

Experienced users of digital oscilloscopes employing them in widely different applications agree on a number of improvements they would like to see made in the instruments. Says Jeremy Wright, vice president of marketing for Nicolet Instrument Corp., "We had increasing requests from both our sales force and customers for capabilities beyond those of even our most sophisticated scope, the 2090-3C." They wanted greater

resolution and dynamic range, more storage capacity, the ability to manipulate captured data, and more channels.

So Nicolet, inventor of the digital scope, set out to fill those needs by dividing the processing power between the mainframe and plug-in modules. While they retained the rugged mechanical aspects of their 2090-series mainframe, the 4094 mainframe is significantly different.




THINK BAUSCH & LOMB QUALITY

Since 1959, when StereoZoom® Microscopes were first introduced, more electronic assembly, packaging, and inspection operations have put StereoZoom® Microscopes to work for them than any other instruments of their kind.

The reasons all relate to Bausch & Lomb quality. Like human-engineered design that has been use-tested for over twenty years for operator convenience. World famous Bausch & Lomb optics that have enabled production lines to increase throughput without sacrificing quality. And a dedicated effort to listen to you, our customer, that has produced such quality innovations as patented coaxial illumination, the high performance StereoZoom 7 Microscope, and now, tungsten-halogen illumination.

This constant attention to your quality needs has made us industry's first choice. Call or write today for detailed catalog, applications assistance, or a personal demonstration.


**Precision. Value. Performance. Three good reasons to . . .
THINK BAUSCH & LOMB QUALITY.**

BAUSCH & LOMB 

Scientific Optical Products Division

Rochester, New York 14602 USA

716-338-6000, TWX 510-253-6189 TELEX 97-8231, CABLE: Bausch & Lomb



Circle 179 on reader service card

Consult Yellow Pages
under "Microscopes"

A BLATANT PLUG FOR CAMBION CONNECTORS

Just plug 'em in. Mount components by plugging—not by soldering. And be assured of the reliability that's standard for all Cambion connectors. For jacks, pins, or any related products, you can depend on us all across the board. For full specs, get our new *Cage Jack* brochure, and for samples, plug into




Your Cambion Connection at
over 100 distributor locations!

CAMBION
The Right Connection.

445 Concord Avenue, Cambridge, Massachusetts 02238,
Tel: (617) 491-5400, Telex: 92-1480, TWX: (710) 320-6399.

product news





FOR ANY TYPE OF LC FILTER

CALL THE LEADER

**LOW PASS, HIGH PASS,
BAND PASS, BAND STOP,
EQUALIZERS, WEIGHTING,
ROOFING, C-NOTCH,
C-MESSAGE AND
JUNCTION FILTERS**

From 1.0 Hz to 1000 MHz, designed to commercial or MIL specs. Our competent staff of filter engineers has made us a top rated supplier in the Instrumentation, Communications, Telemetry, Telephony and Computer Industries.

No order too small. If you need one or one thousand, we will be happy to quote.

**CUSTOM FILTERS AT
OFF-THE-SHELF
DELIVERY AND PRICES!**

*For further information—
call or write today:*

Dept. EL, 511 Victor Street
Saddle Brook, NJ 07662
Telephone: 201/845-6886

CP Chesterfield
Products/inc.

New products

installed—or with an optional floppy-disk drive on the top if both bays are full—all a user need do is select the root-mean-square button and push the enter button; the processor will call and run a data-manipulation program from the disk.

Software. Initial program offerings are fairly general in nature, such as software for multiplication, integration, and power-spectrum analysis. Nicolet will tailor programs for a specific application, and related programs will be gathered into suites for sale on diskette.

The I/O board also provides the

instrument with IEEE-488 and RS-232-C interfaces. Further, it allows the scope to work with the optional X-90 digital plotter, which can produce plots up to 8½ by 20 in. in size at a speed of 1,000 5-mil increments per second.

A system comprising the 4094 mainframe, 4851 plug-in, the IF-44 I/O card, and the F-43 diskette plug-in is priced at \$13,400; a minimum system (mainframe and 4562 plug-in only) is priced at \$8,500.


Nicolet Instrument Corp., 5225 Verona Rd., Madison, Wis. 53711. Phone (608) 271-3333 [382]

D-a converters have fewer parts for reliability

A lower parts count and fewer bonded connections make the AD-ADC84/85 series of hybrid 10- and 12-bit digital-to-analog converters from Analog Devices highly reliable as well as fast. A second source for Burr-Brown Inc.'s ADC84/85 line [*Electronics*, May 29, 1975, p. 135], the AD-ADC84/85 family has six models, each of which contains only five integrated circuits, one third the number in the Burr-Brown parts.

The lowered parts count, along with direct bonding of the chips to the floor of a ceramic package, cuts the number of bonded connections by as much as 60%, says Edward W. Soron, marketing manager at the Analog Devices Microelectronics division in Wilmington, Mass.

The SLAM (single-laminated-alloy-metal) package has lead connections embedded in its several layers of laminated ceramic. Thus it elimi-



You may never need the extreme-value engineering of our Snap-Lock metal circulars. They're made for the exceptionally tough environmental job, where failure is out of the question.

But our polycarbonate Thorkom circulars take over from there. And still, there's no skimping on quality. High impact housing, high contact density, high reliability—everything is high, but the price.

So, cut costs? Why sure.

But skimp on Viking quality? Certainly not.

We don't think
skimping on the connector
ever makes sense.



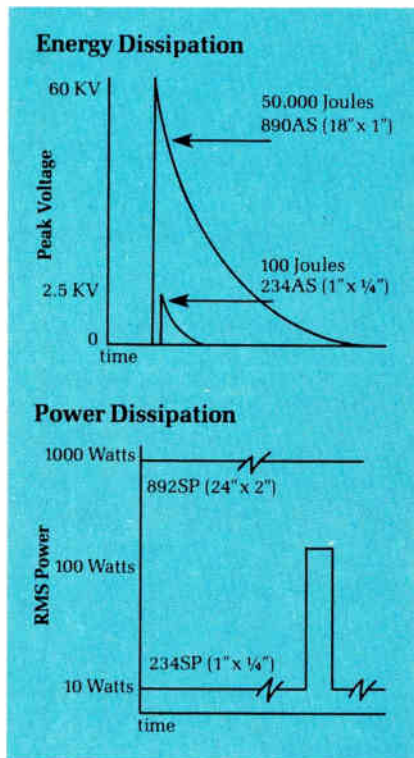
VIKING
CONNECTORS

21001 Nordhoff Street | Chatsworth, CA 91311, U.S.A.
(213) 341-4330 | TWX 910-494-2094

Circle 181 on reader service card

Carborundum noninductive ceramic power resistors solve tough problems.

Carborundum makes three types of noninductive ceramic resistors that can solve tough resistance problems, save money and space.



Regardless of the pulse shape, we have the resistor. Our Type SP handles large amounts of power from 60 cycles to many megahertz. Type AS can absorb huge amounts of energy while maintaining its noninductive properties at high voltages. Type A solves high resistance problems in high voltage situations.

For more information on ceramic power resistors and our broad line of thermistors and varistors, contact: The Carborundum Company, Electric Products Division, Electronic Components Marketing, P.O. Box 339, Niagara Falls, New York 14302. Telephone: 716-278-2521.

CARBORUNDUM



A Kennecott Company

182 Circle 182 on reader service card

New products

nates the need for glass seals to protect leads to its 32 pins—seals that can crack and undermine the hermeticity of metal packages, Soron notes. And, he adds, the ceramic substrate is better than conventional thin- and thick-film substrates at insulating the chips from each other.

The converters will have many high-speed data-acquisition applications. Their enhanced reliability, Soron adds, should make them particularly competitive in military-system markets.

Over commercial and industrial operating-temperature ranges, the AD-ADC84/85 parts have conversion times of 6 and 8 μ s for 10- and 12-bit resolution, respectively. Conversion in the military-grade models takes 8 and 10 μ s. The 10-bit models are linear to within $\pm 0.048\%$ of full-scale range, while 12-bit linearity is to within $\pm 0.012\%$ of full scale. Differential nonlinearity for all models is less than $\pm 1/2$ least significant bit.

The converters accept bipolar input ranges of ± 2.5 , ± 5 , or ± 10 V

and unipolar ranges of 0 to +5 or +10 v. Settling time to within 0.01% for a 20-v step is 2 μ s. Gain error is less than $\pm 0.1\%$ of full scale, and offset error is under $\pm 0.5\%$ (unipolar) or $\pm 0.01\%$ (bipolar). Both gain and offset errors are adjustable to zero. Monotonicity is guaranteed over the full specified operating-temperature range.

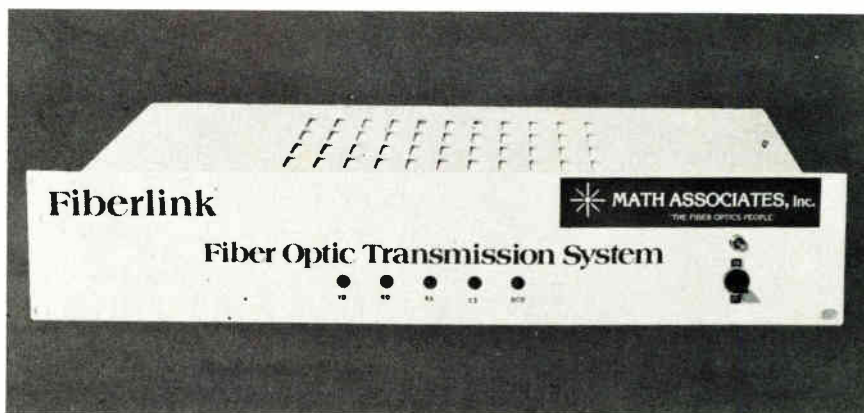
The AD-ADC84/85 operate from +5- and ± 15 -v (or, optionally, ± 12 -v) power supplies. Typical power dissipation is 880 mw. The units' operating temperatures range from 0° to +70°, -25° to 85°, or -55° to +125°C. Their epoxy-sealed or reflow-soldered ceramic packages have 32 pins brazed to the package sides, making the converters compatible with automatic handlers.

Prices in lots of 100 are from \$70 to \$135 each for 10-bit models and from \$70 to \$150 for the 12-bit models. Full screening to MIL-STD-883-B is available. Delivery is from stock. Analog Devices Inc., Route 1 Industrial Park, Box 280, Norwood, Mass. 02062 [383]

Complete fiber-optic modem conforms to RS-232-C

Many system designers needing noise-immune RS-232-C communications in computer or industrial-control environments have turned to fiber optics, but have been forced to put the available components, connectors, modules, and circuit boards together themselves. Now a com-

plete RS-232-C fiber-optic transmission system is available ready-built from Math Associates. It can be installed in a few minutes with simple plug connections to the computer or controller and peripheral equipment. A user with some other type of RS-232-C transmission system in



Electronics/March 24, 1981

AEG-TELEFUNKEN

Quality has a name:
AEG-TELEFUNKEN

The "Three-Color-LED" V 518 P shines red, green and yellow, clear and bright.

It is no secret that we are particularly active in the field of opto-electronic components. However, because market requirement continuously set us new challenges, we cannot just sit back and rest on our laurels. We continue to develop new products always looking for the right answer to the new questions.

One of these new answers is the **V 518 P**, a flat **two color LED** which can be connected to give a mixture of these two colors and thereby generate a third color.

In other words a three function LED, which can be used, for example, for on/off or overload indication. Or even perhaps as a status indicator with:
green - normal condition,
yellow - warning signal,
red - shut-down command.
Just two small examples of the possible applications of the V 518 P. We are certain that there are indeed just as many possible applications for the V 518 P as there are for our many other small components.

The V 518 P is flat and rectangular with basic colors red and green. The separate connections to the anodes make it possible to generate a bright deep yellow by mixing these two basic colors.

Here is some advance information about the special characteristics of this LED:

- Even luminance of the emitting surface
- Wide viewing angle because of the 80° radiating angle
- High illuminance through reflector
- Minimal stray radiation when used in arrays
- The radiating surface is particularly suitable for front panel indicators
- Axial terminals
- Long life compared with filament lamps
- Vibration resistant
- Color mixing is possible due to separate anode connections

Further questions?
Please contact

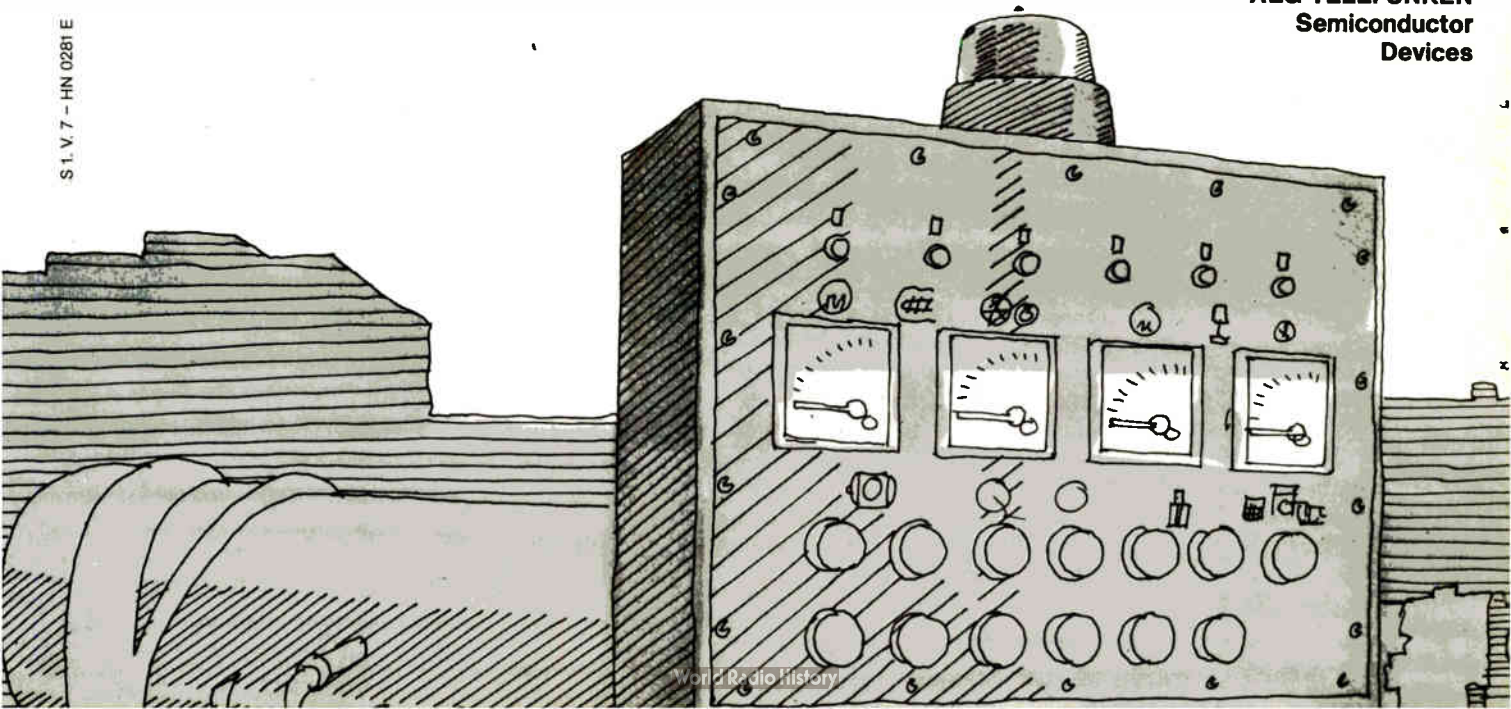
AEG-TELEFUNKEN
Corporation
Route 22 - Orr Drive
Somerville, NJ 08876
Tel.: 201-722-9800
Tlx.: 833409

Just call us up - If you wish, you can contact one of our nearest agent.

Circle 183 on reader service card



AEG-TELEFUNKEN
Semiconductor
Devices



New products

place can convert to the optical system with a minimum of fuss.

A complete system in a box, the XR-1000 sells for \$975 without a cable and for about \$1,500 with a 100-m cable. "The XR-1000 does the same thing a hardware modem does," says company president Irwin Math, "and it is priced like a comparable copper-wire modem."

The system can perform simplex or full-duplex asynchronous operation from dc to up to 100 kb/s over distances of up to 1,000 m. "We realize that the RS-232-C standard limits bandwidth to 56 kb/s and that the usual specification for transmission is 19.8 kb/s," says Math, "so the standard configuration of the XR-1000 that we offer is for 56 kb/s, though the system can easily go up to 100 kb/s."

Enclosed in a 3.5-by-19-in. cabinet for rack installation, the system includes its own 115-v ac (50-to-60-Hz) power supply. All RS-232-C control signals are on a standard 25-pin connector. Ruggedized fibers for interconnection are extra but, depending on length, cost only about \$5 per meter. An additional feature of the XR-1000 is a panel with light-emitting diodes that indicates the status of the system's control signals—whether the system is ready to send, sending, receiving, and so on.

Says Math, "Of course, there are many applications where you don't have to have complete noise immunity, so there you don't need a fiber-optic system. But in those environments where electrical noise is a big problem, fiber optics is the solution." Coaxial cable may cost considerably less than a fiber-optic cable, but it is

"useless in a noisy environment."

For that purpose, Math Associates is also offering a fiber-optic transmitter and receiver for color and monochromatic video applications—the XV- and RV-1100. The small units (each measures 4.75 by 2.5 by 1.5 in.) plug directly into any closed-circuit television camera at one end and into a TV monitor at the other end. "The only other equipment I know of that performs the same functions is physically very large and four to five times as expensive," says the company president. The XV/RV-1100 units require either 115 v ac, using a small transformer supplied by the firm, or 14 v dc, which in many cases can be had from the camera or the monitor.

Video link. The units take the output of a TV camera—1 v into 75 Ω —via a fiber-optic cable (not included in the \$495 price tag of the two-part set) and transmit the signal to the video input of the television monitor. They transmit a dc-to-3.5-MHz composite video signal—both the video and the synchronizing pulses are transmitted over one channel rather than over two separate ones. Like the RX-1000, the XV/RV-1100 can transmit over distances of up to 1,000 meters. Delivery on the XV-1100 transmitter and RV-1100 receiver takes four weeks; delivery of the XR-1000 RS-232-C fiber-optic transmission system takes four to six weeks. The video transmitter and receiver set will be demonstrated at Electro/81 by means of a closed-circuit TV setup.

Math Associates Inc., 6 Manhasset Ave., Port Washington, N. Y., 11050. Phone (516) 944-7050 [384]

Master and slave drive four-level-multiplexed LCDs

Motorola is offering cost-conscious system designers a new choice in liquid-crystal-display multiplexing configuration with its MC14500 (master) and MC145001 (slave) LCD drivers. Both complementary-MOS

devices have been designed to drive LCDs in a multiplexed-by-four scheme. The master unit has a 100-piece, plastic-package price of \$10.41, while the slave's 100-piece, plastic price is \$7.62. The master

SIEMENS

Siemens Ferrites available nationwide from Permag.

Permag Corp.
400 Karin Lane
Hicksville, NY 11801
(516) 822-3311

Permag Pacific Corp.
10631 Humbolt Street
Los Alamitos, CA 90720
(714) 952-2091

Permag Sierra Corp.
1159 Sonora Court
Sunnyvale, CA 94086
(408) 738-1080

Permag Dixie Corp.
1919 Hills Avenue, N.W.
Atlanta, GA 30318
(404) 351-0994

Permag Central Corp.
1213 Estes Avenue
Elk Grove Village, IL 60007
(312) 956-1140

Permag Northeast Corp.
10 Fortune Drive
Billerica, MA 01865
(617) 273-2890

Permag Minnesota Corp.
14956 Martin Drive
Eden Prairie, MN 55344
(612) 934-4635

Permag Magnetics Corp.
2960 South Avenue
Toledo, OH 43609
(419) 385-4621

Permag Southwest Corp.
1111 Commerce Drive
Richardson, TX 75081
(214) 699-1121

SIEMENS

The Ferrite Corps.

Siemens offers top-rank array of ferrite cores plus world's most complete line of hardware.

Since the beginning, when powdered chemicals were first fired to create the ferrite core, Siemens has been a world leader in the development of new core types and new ferrite materials. Today, our line is unsurpassed in quality and consistency.


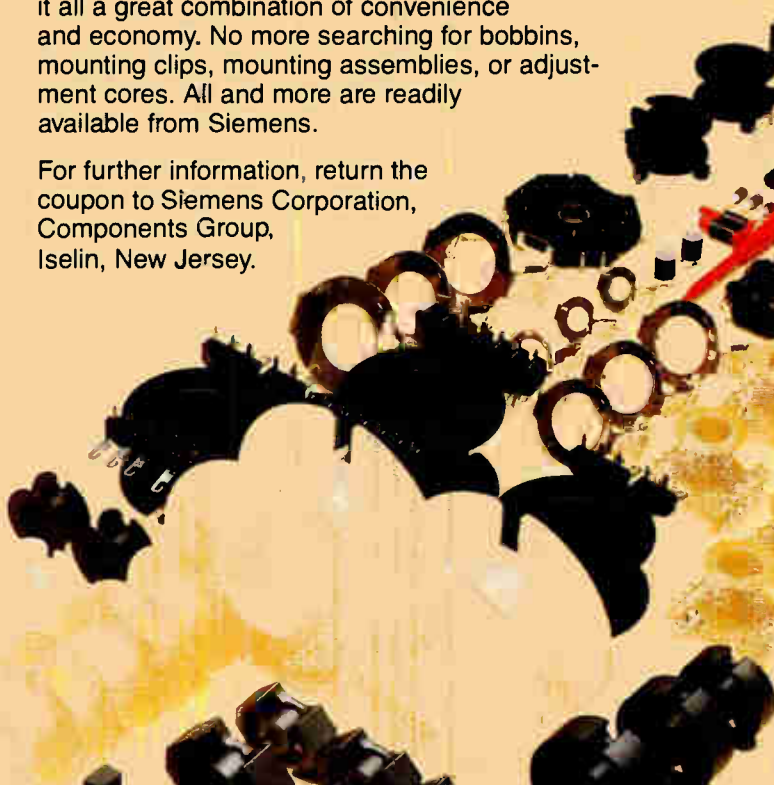
Siemens broad span of ferrite cores includes the world's largest line of Pot cores and RM cores — from 3.3 mm diameter to 114 mm diameter. And our RM cores, so space-efficient on PC boards, range from RM3 to RM14.

PM cores (50 mm diameter and up) and high-performance CC cores are among those available in the precise values and tolerances you require — for power transformers, for example.

When it comes to ferrite cores for switching power supplies, output chokes, measuring equipment, tuning circuits — you name it — Siemens supplies it.

And the range of Siemens hardware makes it all a great combination of convenience and economy. No more searching for bobbins, mounting clips, mounting assemblies, or adjustment cores. All and more are readily available from Siemens.

For further information, return the coupon to Siemens Corporation, Components Group, Iselin, New Jersey.



Specify Siemens and be secure.


Circle 185 on reader service card

World Radio History

Please send ferrite information. I am especially interested in _____
Name _____
Firm _____
Address _____
City _____ State _____ Zip _____
Siemens Corporation, Box 1000, Iselin, NJ 08830

MARKEM MARKING TECHNOLOGY

Your partner
in productivity.



DIP Printing Systems

MARKEM'S Model 521 singulated DIP print/cure system was designed totally around the productivity idea.

That's why the 521 is designed for one operator. Its L-shaped work area is compact, just 2' x 2'.

That's why the 521 can handle up to 25 tubes of DIP's at one time.

That's why the 521 has special product control features which minimize damage to ceramic packages.

That's why there are few transfer points—and there's easy access to printing elements, the conveyor belt, tubes in magazine, and inking adjustments.

The 521 DIP printer is built for reliable, sustained operations and consistent throughput. And it is available with in-line UV curing.


See us at Semicon West
Booth 1045

Get the whole productivity story. Call Roger Langley in Keene at (603) 352-1130.

MARKEM

150 Congress St., Keene, NH 03431

New products



unit can drive up to 48 display segments. It generates both front-plane and backplane waveforms and is capable of independent operation. The slave unit generates only front-plane waveforms, for up to 44 segments, and is synchronized with the backplane signals from the master unit. Several slave drivers may be cascaded from the master to increase the number of segments that may be driven in a system.

The maximum number of front-plane electrodes depends upon the capacitive loading on the backplane drivers and the drive frequency. The input is serial data and a clock signal

from a microprocessor or other source; the devices drive one segment per bit.

The master unit is housed in a 24-pin dual in-line package, and the slave comes in an 18-pin DIP. The chips can drive segments up to 1 cm² in area. They have a maximum display operating frequency of 250 Hz. The supply voltage range is set at 3 to 6 v. The net dc drive is less than 50 mV. The drivers operate at from 0° to 70°C; Motorola plans to introduce similar military-range parts in two months.

Motorola Inc., 3501 Ed Bluestein Blvd., Austin, Texas, 72721. [385]

Programmable relay bank makes system of panel meter

Surprisingly, no one has yet created an inexpensive interface that allows a low-cost digital panel meter to be used on the IEEE-488 bus in place of a more expensive programmable digital voltmeter. The model 4874 relay output from ICS Electronics makes this possible. It provides up to 24 single-pole, single-throw relays with a choice of standard or high-current relay contacts. Alternatively, it can handle 16 low-level single-pole, double-throw switches.

The unit has four programming

modes, including individual relay programming, block programming of all 24 relays, sequential scanning, and scanning in a directed sequence, all under the direction of the bus controller. The 4874 can also channel an analog signal from any of its lines as an input to a digital panel meter, then interface the binary-coded-decimal output of the DPM with the rest of the IEEE-488 bus. The user can combine a \$150 panel meter with the \$1,295 model 4874 to make a data-acquisition system, for

Announcing a NEW GENERATION of Airborne Yokes from THE GREAT AMERICAN YOKE COMPANY.



CELCO Airborne Yokes are designed for aircraft information displays, orbiting satellite, hand-carried and helmet displays, or wherever airborne and portable yoke applications require extremely small size and light weight without sacrificing high performance.

The highly efficient design of CELCO Airborne Yokes translates into space and power savings so critical to the airborne environment.

For three decades CELCO has met the demands of research in all fields of science and industry where high resolution CRT deflection components are required. CELCO YOKES are well known and respected throughout the Free world where they are the choice for military, medical, environmental, space, nuclear, earth resources and commercial applications.

Designing a high resolution Airborne CRT Display? CELCO engineers will help you select the correct combination of deflection components from among our standard catalog units. Or, we'll design custom production yokes to meet your most precise display requirements. Call or write CELCO today for your FREE CRT Display Computer and your complete CELCO Display Engineering Catalog.

CONSTANTINE ENGINEERING LABORATORIES CO.
70 Constantine Drive Mahwah, NJ 07430
1150 E. Eighth Street Upland, CA 91786


E-3



New products

example. Because the relays are closed under the direction of the bus controller, this same arrangement can be used for process control as well as for monitoring a system.

The 4874 has a light-emitting-diode display that indicates which relays are currently energized for diagnostic purposes. Upon startup,



an internal microprocessor performs a diagnostic routine on the relay unit. It can then generate and respond to several control signals: it can trigger a BCD-format instrument and send control pulses that can be held true for 20 ms in response to the universal device-trigger bus command. Relay status is available upon request via the IEEE bus. The response is in the form of six characters, each of which indicates the status of four relays in its 4 least significant bits.

Delays. The internal delays involved in closing the relays are held to under 1 ms, which means that in the scanning modes the settling time of the DPM and the response time of the controller become the determining factors in deciding how fast the channels are scanned. If the 4874 is used strictly as a monitor, it becomes a talker-only device that loads data into an input register after receiving the leading edge of an external data-ready pulse. Input data must be stable for 2 ms, typically, from the leading edge of the EDR signal to the end of the inhibit signal.

Some of the special functions available in the IEEE-488 standard are implemented in the 4874. It responds to a device-clear/selected-device-clear/IFC signal by de-energizing all relays and returning them to user-programmed startup patterns. It also resets all interface signals and puts out a reset pulse on the auxiliary control lines. An IFC pulse resets the IEEE bus interface.

The 4874 generates a service-request interrupt (SRQ) when external data is received and if the unit is not addressed as a talker. It also responds to a serial poll, placing an 8-bit character on the bus that indicates a process-status bits, whether or not it has external data ready, and

All IR Devices Are NOT EQUAL!

Need a Super Power IR emitter?
Try Xciton's GaAlAs - up to 12 mw min. at 100 ma!

Need a specific package?
Xciton offers over 40 standard emitters.

TELL US WHAT YOU NEED
Whether it is hermetic or plastic, 940 nm or 880 nm, high output or super high output, wide or narrow angle, we can help you. And, if you prefer to package your own we can provide you the finest materials available.

WE WANT TO FILL YOUR NEEDS.

Xciton

Xciton . . . Excellence

5 Hemlock St.
Latham, New York 12110
518 783 - 7726
TWX 710 - 444 - 4962*

WHAT OUR OLD COATING DID BEST, OUR NEW COATING DOES EVEN BETTER.

New Dow Corning® 1-2577 Conformal Coating. The elastoplastic silicone resin that protects your electronic components better than any other conformal coating—including our old one.

It works better because it performs differently than other coatings. Since it's silicone resin, it forms a tough but flexible shield that's more effective than epoxies, urethanes, and acrylics. To give your components improved moisture resistance. Better electrical insulation. More protection against dirt. Thermal shock. Temperatures from -85 to 390F. Ultraviolet light. While maintaining excellent dielectric properties at both high and low frequencies.

And it's as easy to work with as it is to apply. It cures at room temperature or under heat acceleration, to match your process. You can solder right through it to remove single components

or you can remove all the coating with solvents. Since it's transparent, it helps you identify coated components. And data has been submitted for Q.P.L. of Mil I-46058 spec and U.L. approval.

To get better protection than whatever you're using now, specify new Dow Corning 1-2577 Conformal Coating. Fill out the coupon, send it to Dow Corning Corp., Dept. A-0023, P.O. Box 1767, Midland, MI 48640, and we'll send you a free sample.

DOW CORNING

DOW CORNING



Free Sample

- I'd like to get better protection.
- Send me a free sample of Dow Corning 1-2577 Conformal Coating.
 - Please have a salesperson contact me

Name _____

Company _____ Title _____

Address _____

City _____ State _____ Zip _____

Phone _____

Dow Corning Corp., Dept. A-0023,
P.O. Box 1767, Midland, MI 48640

© 1981 Dow Corning Corporation

Circle 189 on reader service card

World Radio History


We don't just build coils. We've set the standards.

At Delevan, our experience in building coils and inductive components has made us recognized leaders. The performance standards we helped to develop still serve as base specifications throughout the entire electronics industry today.

This background gives us a high degree of quality consciousness so you're assured a high degree of reliability and less chance of latent failure in your overall system.

Coils are our only business. We carry a complete line of on-shelf items. And for anything not in the catalog, our engineers are available to help you design and build components to your particular specifications.

For further information, contact your local Delevan representative or call the factory direct.



Delevan
Division

**AMERICAN
PRECISION
INDUSTRIES INC.**

270 QUAKER RD., EAST AURORA, N.Y. 14052 • TEL. 716/652-3600 • TELEX 91-293
OTHER DIVISIONS & SUBSIDIARIES INCLUDE: APITRON, BASCO, DUSTEX,
AMERICAN PRECISION INDUSTRIES (U.K.) LTD., DUSTEX OF CANADA, INC.

"See us at Electro-81 Booths #1124 and 1126."

190 Circle 190 on reader service card

New products

whether the service-request bus is active. A parallel poll command causes the unit to place the ready-status condition in the bit selected by the poll command.

Delivery is in 30 days.

ICS Electronics Corp., 1620 Zanker Rd., San Jose, Calif. 95112 [386]

D-a units are TTL-, C-MOS-compatible

A series of hybrid 12-bit digital-to-analog converters from Datal-Intersil maintains high performance and stability over commercial, industrial, and military operating-temperature ranges. The DAC-685 industrial models operate at from 0° to +70°C or from -25° to +85°C and cost from \$59 to \$81 in lots of 1 to 24. The military-grade DAC-687 models operate at from -55° to +125°C; their prices are \$139 and \$149, and screening of units to MIL-STD-883-B is available.

The 685 and 687 accept either 12-bit binary or 3-digit binary-coded decimal inputs; coding is either complementary binary or complementary BCD. The converters are compatible with both TTL and complementary-MOS—their 10- μ A input current permits direct connection to C-MOS logic. Outputs with pin-programmable voltage or current are available. Voltage-output ranges are 0 to +5, 0 to +10, ± 2.5 , ± 5 , and ± 10 V. Current outputs are 0 to -2 and ± 1 mA for binary-model converters and 0 to -1.25 mA for BCD models.

All the converters are self-contained units that include a precision internal reference; voltage-output models also contain a fast-settling operational amplifier at the output. Voltage-output settling time is 3 μ s to within 1/2 least significant bit; slew rate is 20 V/ μ s. Current-output settling time is 300 ns.

Maximum nonlinearity is 1/2 LSB in all binary-model 685 or 687 converters and 1/4 LSB in BCD versions. Stability is good, with a differential


The challenge...positive, reliable circuit switching and protection



AIRPAX engineers have designed a complete line of circuit breakers with full awareness of your needs and requirements. Reliability of circuit protection is mandatory. High temperatures and other harsh environmental factors are carefully considered.

AIRPAX Circuit Breakers are made strong enough to withstand stresses of system assembly, connection and operation. They are qualified and recognized under applicable military, UL, CSA and SEV specifications. "Hotline" delivery (2 weeks or less) is assured for prototype requirements. Find out how we can help you meet the challenge of positive, reliable circuit switching and protection.

Specifications are available in our new short form catalog. Write or call AIRPAX/North American Philips Controls Corp., Cambridge Division, Woods Road, Cambridge, MD 21613, telephone (301) 228-4600.



AIRPAX®

NORTH AMERICAN PHILIPS CONTROLS CORP.

Cambridge Division

Circle 191 on reader service card

DATUM ADVANCEMENTS IN TIMING, TELEMETRY, AND VIDEO PRODUCTS



DIGITAL DATA INSERTION IN VIDEO SIGNALS

- Inserts a time word and/or alphanumeric message in standard video signals for display by a CRT monitor and/or video recording
- Up to 16 numeric or alphanumeric characters per line can be inserted in the video signal
- Provides a time word in every video frame for video data correlation with other data formats
- Optionally, millisecond data can be stored at vertical sync time to support stop action playback
- A variety of rack mount, portable, and custom configurations available with single or multiple video insertion channels



PORTABLE TIMING UNITS

- Subminiature, miniature, and ATR configurations for reliable operation in severe environmental conditions including military requirements (MIL-E-5400, MIL-E-16400, and MIL-E-4158)
- Complete line of time code generators, transmitters, remote displays, remote control panels, and battery packs
- Depending on configuration, many options available, including multiple time codes, parallel time input/output, automatic synchronization, external start, advance/retard, identification switches, video time/data insertion, and others



PRECISION TIMING EQUIPMENT FOR EVERY APPLICATION

- Time annotation of magnetic tape and visual recordings for data correlation
- Time of day information in prescribed formats for computer entry and processing
- Integrated timing systems to provide time information for data acquisition recording, correlation, and playback



CUSTOM CAMERA TIME DISPLAY SYSTEMS

- Decimal LED displays for continuously annotating film with time information
- Serial input time decoding to drive LED indicators mounted in camera data chambers
- Serial input displays for mounting in data chambers of various cameras/cinetheodolites and controlled by an external pulse for synchronization with shutter speed
- Very compact, rugged, and reliable units for airborne, shipboard, remotely located, and portable applications



AACOM TRANSMITTERS AND RECEIVERS

- Very rugged, minimum size telemetry and video transmitters for reliable operation in severe environmental conditions
- Transmission frequencies are from 135 to 6000 MHz with output power ratings up to 50 watts
- High performance, rugged, and reliable ground station telemetry and wide band video data receivers

datum inc TIMING/AACOM DIVISIONS


1363 S. State College Blvd., Anaheim, California 92806
(714) 533-6333

TD105

New products

nonlinearity temperature coefficient of ± 2 ppm/ $^{\circ}$ C. Zero and gain temperature coefficients are ± 5 and ± 20 ppm/ $^{\circ}$ C, respectively. Monotonicity is guaranteed over the converters' full operating temperature ranges.

The DAC-685/687 series converters operate using +5-v logic and ± 15 v power supplies. Power supply



rejection is $\pm 0.004\%$ of full-scale range for a 1% change in supply level. Typical power dissipation is 770 mw. The converters come in hermetically sealed 24-pin dual in-line packages. Deliveries are from stock, and discounts are available to original-equipment manufacturers.

Datel-Intersil Inc., 11 Cabot Blvd., Mansfield, Mass. 02048. Phone (817) 339-9341 [387]

Switchers have low-ripple output

Elpac Power Systems has gone beyond the usual efforts to reduce noise output in the new top of its switching-supply line. Instead of testing for noise at frequencies up to 50 MHz, Elpac has checked for noise from dc to 300 MHz. High-frequency ripple that normally would not be detected can be eliminated this way, giving the user cleaner operation. The ES 100 achieves a noise output of less than 50 mv, peak to peak, measured to 300 MHz, a level comparable to those of competitive units measured to 50 MHz, according to

Lead time slashed!



Significantly improved deliveries on these industry standard Amphenol® connectors. Qualified to MIL-C-26482, MIL-C-38999, and MIL-C-83723. Preferred under MIL-STD-1353B.



We've tooled up to give you super-fast delivery on most of these circular environmental connectors. You'll get them within weeks.

These connectors are manufactured to the highest class within the above MIL-Specs. They're used extensively in aerospace and avionics as well as military support equipment. So they're ideal for lots of other applications, too, wherever resistance to environmental threats is essential.

Each of these Amphenol connectors

uses an all-polymer contact-retention disc with integrally molded contact-retention clips. It's our own advanced design and drastically reduces the number of connector parts needed.

These connectors are designated: Amphenol 118 Series (MIL-C-26482/ Series 2); Amphenol 418 Series (MIL-C-38999/ Series I and II); and Amphenol 518 Series (MIL-C-83723/ Series III).

Tell us when you need them. Call your nearest Amphenol North America sales office for our new delivery schedule.

**BUNKER
RAMO**

AMPHENOL NORTH AMERICA

A Division of Bunker Ramo Corporation

Amphenol North America Division Headquarters: Oak Brook, Illinois 60521

Sales Offices: Atlanta (404) 394-6298 • Boston (617) 475-7055 • Chicago (312) 986-2330 • Dallas (214) 343-8420 • Dayton (513) 294-0461 • Denver (303) 934-2355 • Greensboro (919) 292-9273 • Houston (713) 444-4096 • Indianapolis (317) 842-3245 • Kansas City (816) 737-3937 • Knoxville (615) 690-6765 • Los Angeles (213) 649-5015 • Minneapolis (612) 835-4595 • New York (516) 364-2270 • Orlando (305) 647-5504 • Philadelphia (215) 732-1427 • Phoenix (602) 265-3227 • St. Louis (314) 569-2277 • San Diego (714) 272-5451 • San Francisco (408) 732-8990 • Seattle (206) 455-2525 • Syracuse (315) 455-5786 • Washington, DC (703) 524-8700

Canada: Montreal (514) 482-5520 • Toronto (416) 291-4401 • Vancouver (604) 278-7636 • International: Oak Brook, Illinois TELEX 206-054

See us at
Electro/81 Booth 3811-17
April 7-9

CMOS beat NMOS hands down.

The bottom line is a lower system cost.

If you want a micro-computer system with these functions:

- 8-bit microprocessor
- 10K bytes RAM (with 4K bytes battery-backup during power downs)
- 24K bytes ROM (sockets)
- 96 parallel I/O lines
- serial I/O line (UART or USART)
- 8-bit A/D
- 2 8-bit D/A's
- chassis and power supply

Which should you use?

The RCA CMOS Micro-board system: • uses less power • takes up less space • weighs less • is less than 1/3 the price of Intel's system.

For more information, contact any RCA Solid State sales office or appointed distributor. Or contact RCA Solid State headquarters in Somerville, N.J. Brussels, Belgium. Hong Kong. Sao Paulo, Brazil.

Or call Microsystems Marketing toll-free (800) 526-3862.

Intel System		RCA Microboard System	
Board	Price*	Board	Price
SBC 80/10B 8080A CPU, 2.048 MHz, memory, I/O	\$ 560.	CDP18S602 1802 CPU, 2.47 MHz, memory, I/O	\$299.
SBC 108A combination memory, I/O	\$ 980.	CDP18S660 2 @ combination memory, I/O	\$650.
SBC 094 4K battery RAM	\$1150.	CDP18S624 4K battery RAM ..	\$325.
SBC 732A 12-bit A/D, D/A (No 8-bit available)	\$1725.	CDP18S654 8-bit A/D, D/A ..	\$249.
SBC 655 4-card chassis with cover power supply, 12.0A @ +5V, 2 fans	\$1695.	CDP18S676 5-card chassis with cover	\$ 95.
		CDP18S023 power supply 0.6A @ +5V, no fans required ...	\$ 25.

*Intel OEM price list July 14, 1980

Factor	Intel	RCA Microboard
Power required	61.7 watts	0.3 watts
Volume	1190 cu. inches	173 cu. inches
Weight	41 pounds	6 pounds
Cost	\$6110	\$1643

Another reason to switch to CMOS.

RCA

New products

Edward Blackman, general manager of the firm.

The supply has a low components count, with less than 100 parts in the 100-w model. In addition to improving reliability, this aids in keeping the unit's profile low—only 2.38 in. high. Other dimensions vary depending on configuration, but the power-to-volume ratio is better than 1 w/in.³ in all cases. Open-frame mod-



els have provisions for easy and inexpensive mounting of covers.

Input voltage can range from 90 to 130 or 180 to 250 v; output will vary less than 0.1% within these input ranges. A variety of outputs are offered, including the common 5 v at 20 A. Others available are 12 v at 8 A, 15 v at 6.5 A, 18 v at 5.5 A, and 24 v at 4 A. Load regulation is better than 0.1% for all models. An overvoltage control automatically shuts off all power if control is lost and the power reaches 130% of desired output, to protect the supply. Output is also protected against reverse voltages.

Pricing for the 100-w unit is set at \$136 in 1,000-unit purchases. In other configurations, the price is also \$1.36 per watt. Delivery is in six weeks.

Elpac Power Systems, 3131 South Standard Ave., Santa Ana, Calif. 92705 [388]

Panel-mount unit prints 2 lines/s

The MAP-20S is a 20-column alphanumeric printer that mounts in the panel of a data-logging or -acquisition system. It is a thermal matrix unit that can physically replace Datel-Intersil Inc.'s popular APP-20



**EVERY HOUR,
OUR NEW IC HANDLER GIVES YOU
HUNDREDS OF REASONS TO SELECT IT
OVER THE COMPETITION.**

When it comes to sheer speed, no other IC handler on the market can come close to MCT's new model 3608A. In fact, the 3608A can process over 1500 more ICs per hour than the next fastest competitor. That adds up to a lot more volume (and a lot more profit) over a year.

The 3608A owes its 11,500 DPH speed (at 120 ms test time) to an advanced mechanical design. A unique pre-test staging area holds the next IC in a ready position above the test site. That reduces travel time and increases handler speed. Additional speed is gained from a single input shuttle and air assist.



But speed is only one of many reasons you should specify the 3608A. Microprocessor based electronics allow the handler to offer advanced features like sort parity, status indicators and self diagnostics. Features that make operation and maintenance easier than ever.

For more information on the fastest IC handler you can buy, call or write MCT today. We'll get back to you fast.

MCT

Micro Component Technology, Inc.
P.O. Box 43013, St. Paul, MN 55164, (612) 482-5170

See us at Electro '81 Booth 1218

World Radio History

Circle 195 on reader service card

If The
INTEGRATED CIRCUIT INDUSTRY
Is Important To You,

STATUS '81 is VITAL

... as an overview on:

- WORLDWIDE BUSINESS CLIMATE
- FORECAST OF SEMICONDUCTOR PRODUCTION/CONSUMPTION
- KEY APPLICATIONS AND TRENDS
- MILITARY/AEROSPACE MARKET
- CUSTOM AND SEMICUSTOM ALTERNATIVES
- PROFILES OF TOP IC MANUFACTURERS
- IC MANUFACTURING ECONOMICS
- KEY TECHNOLOGIES

This annual state-of-the-art report is the definitive executive reference for the integrated circuit industry.



Price \$95

Additional copies \$55 each.
(Shipped postpaid if payment is included with order)
Postage & Handling:
\$5 per copy in U.S.
\$15 Overseas/Air Mail

ICE

INTEGRATED CIRCUIT ENGINEERING CORPORATION
15022 N. 75th Street • Scottsdale, Arizona 85260
Tel: 802-998-9780 • Telex: 165-755 ICE SCOT

New products

printer, offering higher printing speed and more standard features at lower cost, says Memodyne president Kevin Corbett. For instance, the MAP-20S has an internal self-testing program and an internal 115- or 230-v ac (switchable) power supply. The \$725 unit weighs 4.2 lb and prints up to two lines/s, compared with APP-20's 1.2-line/s maximum.

The self-contained MAP-20S requires only a two-line serial interface with a system, accepting ASCII-formatted serial data from a 20-mA current loop or RS-232-C line. It prints a full 96-character set using a five-by-seven-dot matrix. Its micro-processor performs control, timing,



character-generation, print-head-drive, and motor-stepping functions. The processor also acts as a universal asynchronous receiver-transmitter with a 20-character buffer.

Input from a 20-mA loop is independent of current direction and optically isolated to 300 v rms to eliminate ground-loop noise in remote applications. The unit's RS-232-C connector has a standard control output to synchronize data loading from remote sources. An internal or external transmission-rate clock may be used, with 75-to-9,600-b/s rates jumper- or logic-selectable. Extended character sizes and inverted or normal list printing are also selectable. The printer automatically adjusts to 9-, 10-, or 11-bit incoming characters.

A front-panel switch activates



Why more engineers are switching to Beckman DMMs

Every day more engineers compare hand-held digital multimeters, then buy Beckman.

The reason: a unique combination of high-performance features designed to provide you with all the measurement capability and reliability you need. And the ease of operation you want.

Beckman Series 3000 DMMs give you an unbeatable combination:

Single center rotary switch lets you quickly and easily find and set the range and function you want.

10 amp current capability permits you to measure up to 10 amps ac or dc without adding a current shunt.

Insta-Ohms™ continuity indicator allows you to make continuity checks with the speed of analog VOMS.

2000-hour battery life typically keeps Beckman multimeters working up to ten times longer than other DMMs.

22 megohm input impedance increases Vdc measurement accuracy by reducing circuit loading.

Separate diode/transistor test function allows accurate measurement of forward voltage drops across diode and transistor junctions, even while in-circuit.

True RMS (ac + dc) measurement capability extends accuracy to non-sine waveform applications (Model RMS 3030).

Multimeters you can count on for a long time

To ensure that your multimeter keeps going, all Beckman DMMs provide you with superior RF shielding, custom-designed switch with gold contacts, 1500 Vdc overload and 6kV transient protection. Plus fewer electronic components for higher reliability.

The rugged case is sealed tight to keep out dirt and fluids, and designed strong enough to take a 6-foot fall onto concrete and still perform up to spec. The Model 3010 gives you 0.25% basic dc accuracy while the 3020 and 3030 deliver 0.1%.

When the comparisons are in, it's clear that Beckman DMMs really are head and shoulders above the rest — except in price. The Model 3010 is priced at just \$140, the 3020 at \$170 and the top-of-the-line 3030 — \$210 (U.S. prices).

Isn't it time you switched to Beckman, too?

For information on the complete line of Beckman DMMs and accessories, call your local distributor today. For the one nearest you call: (714) 993-8803 or write Beckman Instruments, Inc., Electro-Products Group, 2500 Harbor Boulevard, Fullerton, CA 92634.

BECKMAN

Circle 197 on reader service card

New products

either normal operation or the printer's self-testing full-character-set printout. An electronic end-of-paper sensor allows the unit to print to within the last inch or a paper roll; standard mechanical stop-print schemes can waste as much as 10% of the paper supply, notes Memodyne's Corbett. A flexible cable connection between the print head and electronics eliminates hard connections that can fatigue and break, thus increasing reliability. The MAP-20S is available from stock.

Memodyne will also be introducing a magnetic-bubble data recorder, the BMR8, which uses Fujitsu FMB31CA bubble-memory cassettes. The cassettes store 8-K bytes each in four 2-K-byte pages and are immune to the harsh conditions often found in remote data-logging or data-buffering systems. Data rates can be set as high as 19.2 kb/s. The recorder accepts RS-232-C, TTL, and 20-mA current-loop data,



converting it into 8-bit parallel format for storage at a rate of 2-K bytes/s. Special control characters can be written in a 9-bit code to differentiate them from other 8-bit inputs. The unit's operation makes it unnecessary to stop reading or writing at specific memory locations to prevent data loss. Memory can be recycled when full for continuous-loop recording. The BMR8 is priced at \$1,495 and can be delivered in six to eight weeks.

Memodyne Corp., 220 Reservoir St., Needham Heights, Mass. 02194. Phone (617) 444-7000 [389]

CATCH UP WITH THE FUTURE.
In the world of computers and electronics, the future is now! Here are just a few of the new books Sams Distributors, Bookstores, and Computer Stores have to help you bring your knowledge of computers, electronics, circuits, and microprocessors up-to-date. Find out about VMOS circuits, the 555 timer, and the 6802, 6800, and 8085A microprocessors.

Sams Books®

Mail to: Howard W Sams & Co., Inc.
4300 West 62nd Street, P.O. Box 7092, Indianapolis, IN 46206.

HOW TO PROGRAM & INTERFACE THE 6800	No. 21684	\$13.95	Qty. _____
8085A COOKBOOK	No. 21538	\$ 5.95	Qty. _____
PROGRAMMING & INTERFACING THE 6802	No. 21697	\$12.95	Qty. _____
DESIGN OF VMOS CIRCUITS	No. 21651	\$13.95	Qty. _____
	No. 21686	\$ 8.95	Qty. _____

Amount of order \$ _____
Add local sales tax where applicable \$ _____
Shipping & handling costs \$ 2.00
TOTAL AMOUNT OF ORDER \$ _____

PAYMENT ENCLOSED (save postage and handling) BILL ME BILL COMPANY

Name (print) _____ Title _____
Signature _____ Company _____
Address _____ City _____ State _____
Zip _____

SEE SAMS BOOKS AND SAMS ENGINEERING SOFTWARE
AT ELECTRO '81—BOOTH #3302
Circle 198 on reader service card

Prices subject to change without notice.
Call toll free 1-800-428-3596 for the name
of your local Sams Book outlet or to order
by phone. Offer expires 6/30/81

NEW 1980 Electronics Buyers' Guide

The only book of its kind in the field. If you haven't got it, you're not in the market.

To insure prompt delivery enclose your check with this coupon.

Yes, please send me _____ copies of 1980 EBG.

I've enclosed \$30 per copy delivered in USA or Canada. Address: EBG, 1221 Avenue of the Americas, New York, N.Y. 10020.

I've enclosed \$52 for air delivery elsewhere. Address: EBG, Shoppenhangers Road, Maidenhead, Berkshire SL6, 2Q1 England.

Name _____

Company _____

Street _____

City _____

State _____

Zip _____

Country _____



**When you use P&B circuit breakers,
no one will blow a fuse.**

Your customers certainly won't. They will appreciate the added value and convenience of circuit breakers. Especially when they're quality circuit breakers made by Potter & Brumfield. And you won't blow a fuse waiting for P&B circuit breakers either. They are available off-the-shelf from leading distri-

butors backed by P&B's sizeable factory inventory. Available in thermal and magnetic hydraulic models from 0.25 to 60 amps. Potter & Brumfield Division AMF


Incorporated, 200 Richland Creek Drive, Princeton, IN 47671. 812/386-1000.


Potter & Brumfield

**We're demanding so
you don't have to be.**

Potter & Brumfield

Shugart did it first. Decitek did it better.



Our new 8-inch double-sided floppy disk drive is everything that is great about Shugart's model. But that's where the resemblance ends.

100% Compatibility and More

Physically, electronically and cosmetically, our drive is 100% compatible with Shugart's—even right down to its standard color. Our holes are all in the right places. We're 100% interchangeable. Put their drive and our drive side by side in front of you and you wouldn't know which is which. Because it's what you don't see that makes the difference.

Our drive has 37% fewer parts. 50% greater reliability. A warranty that's twice as long as any other in the industry. A linear stepper motor that runs 50% quieter, takes less than 30 minutes to replace on site and can be installed and adjusted via one screw using one inexpensive tool. It uses microprocessor control providing optimum effi-

ciency and reliability of all electronic functions. On-board diagnostics are a standard feature, as well as a LED fault indicator. And, unlike any other drive in the industry, our new double-sided model shares a 95% parts commonality with our single-sided drive. That means one set of spares serves both.

Better on the Bottom Line

And who says something better has to be either hard to get or more expensive. In fact, many of the improvements we've made to make our drive more reliable, more functional and more serviceable have also contributed to manufacturing efficiencies. Meaning our drive is available now, and available at prices that are equal to or less than those being quoted by the leader.

No. We weren't first. We're just better, any way you look at it. Decitek, 129 Flanders Road, Westboro, MA 01581 (617) 366-8334.

DECITEK

Driven to Perfection

100MHz, quad-input and dual time base... and that's just for openers!

B&K-PRECISION introduces the new standard for comparison in 100MHz lab scopes. With quadruple-input, *eight-trace display* and dual-time base operation, the 1500 is a no-compromise instrument. Moreover, this "new generation" scope utilizes a combination of new techniques never before applied to oscilloscope design.

The quad-input capability itself sets the 1500 apart from other scopes in its price class. The most common application for quad display is to use channels 3 and 4 as a "trigger view" for channels 1 and 2. Most competitive scopes offer only a single-channel trigger view. Another useful four-trace application is to display four digital

signals, as found in microprocessor-based circuits.

Dual time base circuits permit independent operation of the A and B sweep circuits, allowing the 1500 to act like two 100MHz scopes. Signals unrelated in time can be applied to a combination of inputs.

Full delayed-sweep capability is built-in. The delayed signal from any input can be viewed as a second trace or superimposed on the non-delayed signal. Separate intensity controls are provided for the delayed and main time-base signals.

To speed and simplify operation, all function switching on the 1500 is performed by soft-touch lighted push buttons. When one

of the function buttons is pressed, an LED illuminates the button confirming the change in scope operation. A non-volatile RAM retains the last function switch setting—even when power is removed.

A significant weight reduction was achieved by designing in a high efficiency switching power supply. Weighing only 16.5 pounds the 1500 is much lighter than other portable lab scopes. In fact, the most nearly comparable scope weighs 50% more!

Like other B&K-PRECISION products, the 1500 is available for delivery at local distributors. For the name of your nearest distributor or complete product specs, call 800/621-4627 toll-free.

B&K PRECISION DYNASCAN CORPORATION




"Free Demonstration circle 95"
"Additional Information circle 201"

6460 W. Cortland Street • Chicago, IL 60635 • 312/889-9087

International Sales, 6460 W. Cortland Street, Chicago, IL 60635 USA: TELEX: 25-3475 Canadian Sales, Atlas Electronics, Ontario



Model 1500 \$2575





**THE OLD
STANDBY
THAT WON'T
STAND STILL.**

In the beginning, there was the ITT Cannon Electric Original D connector with solder pot contacts in a two-piece insulator. But as technology leapt forward, so did we. With our BURGUN-D, ROYAL-D and long line of designs that answered new needs and became industry standards.

Now our latest technology can be seen in our Mas/Ter™ D pin-and-socket connectors designed for mass-terminating flat cable or individual wires. Our Mas/Ter D contact design provides 25% more wire-to-contact surface area to give you increased reliability and conductivity. And for added flexibility, they are intermateable and intermountable with our entire D Subminiature line.

If you're not content to let technology pass by, look into the Cannon D Subminiature and Mas/Ter D connector evolution. You'll find a huge selection of low-cost connectors and accessories available right now through our worldwide distributor network. For immediate information refer to our pages in EEM. For literature, the name of your local Cannon distributor or other information contact Rectangular Division Marketing Manager, ITT Cannon Electric, a Division of International Telephone and Telegraph Corporation, 10550 Talbert Avenue, Fountain Valley, CA 92708. (714) 964-7400. In Europe, contact ITT Cannon Electric, Avenue Louise 250, B-1050 Brussels, Belgium. Phone: 02/640.36.00.



CANNON ITT

You can always connect with Cannon.

Circle 203 on reader service card



Your Data Acquisition Requirements are Unique

The parameters involved in data acquisition applications are seldom the same. They vary in the quantity and types of transducer inputs and discrete I/O signals, speed and accuracy required, local or remote operation...and so on. When choosing hardware, you may feel that you must compromise your unique requirements for the sake of convenience...availability, integration, etc. You may buy an analog front end from a computer manufacturer...limited performance, at best. Or, you may take a chance with custom hardware from a "systems house"...expensive and poorly supported. Neff offers an alternative.

Our System 620 is a family of data acquisition products that can be configured to *exactly* meet your requirements...and because it's a family, integration is built in. A custom system built for you with standard...and *existing*...Neff products.


System 620 can handle a few channels or thousands of channels. It offers signal conditioning...and throughput rates to 50kHz, even with remote operation. Plus many sophisticated options...automatic transducer calibration and automatic zero offset, for example. And, of course, we have a standard interface to your computer and software drivers to your operating system.

Let's talk about your application. Call us toll free on (800) 423-7151 (outside California). In California, call us collect on (213) 357-7151.



700 South Myrtle Ave., Monrovia, CA 91016
TWX 910-585-1833

Our Solution is Simple... Custom Systems from Standard Products



Circle 206 on reader service card

System performs complete SLIC tests

Tester automates direct transmission measurements
of interface circuits to be used in PCM communications systems

by Harvey J. Hindin, *Communications & Microwave Editor*

Using its AMS-950 automatic-test-system technology as the base, W&G Instruments has brought to market what is said to be the first automatic tester for subscriber-line interface circuits. Known as the AMS-954, the system performs a complete range of pulse-code-modulation measurements for SLICs, including balance and return loss, common-mode rejection, intermodulation and harmonic distortion, and transhybrid loss. The system's capabilities include tests for: signal level, gain versus frequency, gain versus level, idle channel noise, out-of-band noise, and discrimination against out-of-band inputs and outputs.

SLICs are analog devices with two primary activities in a telephone system: they provide the battery and signaling voltages to subscriber lines and perform two-to-four- and four-to-two-wire conversion. They perform other functions, known in the telephone trade as Borsht functions [*Electronics*, June 5, 1980, p. 126].

As important as the measurements listed above are to the proper characterization of a SLIC's performance in PCM systems, Bob Handrahan, W&G's director of marketing, says that the AMS-954 SLIC tester is the first automatic tool ever available to make these tests "correctly and practically."

"Most automatic test equipment people just haven't been able to relate to the telephone transmission world," Handrahan notes. "The test requirements for telephone technology are very special to that technology." Explaining the W&G approach, Handrahan notes that "it is natural for us to apply traditional analog-transmission measuring techniques

to solve the problems related to telecommunications. This is not the case with digital-oriented designers. The semiconductor people are finding themselves playing a vital role in telecommunications, but traditional measuring techniques are alien to those outside this telephone-oriented domain. Therefore, there has been a void in the marketplace for this necessary but very specialized test equipment."

The AMS-954 can handle both discrete and integrated-circuit SLICs, and can make its measurements according to either Bell System or CCITT recommendations for PCM equipment. It is remotely controllable and interfaces directly with the IEEE-488 bus.

The AMS-954 is delivered as an operational test facility for SLICs. However, Handrahan says that the SLIC testing capability can be added to the AMS-952 codec tester. Conversely, the 954 SLIC tester can be equipped to provide full PCM capability for testing codecs and filters.


Delivery of the SLIC tester is 120 days after receipt of order. Prices start at \$85,000. Clearly the 954 is not for those with a casual interest in SLICs; but for semiconductor companies and others producing both hybrid and monolithic SLICs [*Electronics*, Feb. 24, 1981, p. 163]—and their telephony customers—the system offers repeatable results that telephony network designers can understand. Final costs depend on the hardware configuration and both the number and type of tests that will be run on the system.

W&G Instruments Inc., 119 Naylor Ave., Livingston, N. J. 07039. Phone (201) 994-0854 [338]



Introducing digital

PLUGINS



NATIONWIDE
MICROWAVE LINK
FOR LIBYA

The Socialist People's Libyan Arab Jamahiriya has completed a nationwide microwave communications network that covers all major cities and towns in the country.

Since 1978, NEC has been working to complete spur microwave links to blanket Libya's cities and towns off the trunk systems so as to form a nationwide microwave network for both telephone and television.

The spur links completed throughout the country include a total of 100 terminals and repeater stations extending over 53 hops. The links are equipped either with 7.5GHz or 4GHz microwave equipment, and can provide 300 or 960 telephone channels.

NEC completed the country's trunk microwave system in 1974. A trans-horizon tropo-scatter link was installed in 1975, and an inland microwave system across deserts was opened in 1978.



A microwave communication repeater station in operation at Mrassas, Libya.

SECURITIES COMPANY GETS
C&C FACSIMILE NETWORK

The Daiwa Securities Co., Ltd. of Tokyo is to have a high-speed integrated facsimile system by June 1981. NEC will design, manufacture and install the system in a typical application of the company's "C&C" capability—full integration of computer and communications technologies.

Together with the existing data processing system, the new message switching, store, and forward exchange system will form an on-line network. This will consist of a host computer subsystem, a pattern processing subsystem and a multiple switching subsystem, with

3 transmitting stations and about 130 receiving stations throughout Japan.



Each receiving station can have the stock price information—stored in the host computer in the center—fed out on its high-speed facsimile receiver in the form of graphs and tables merely by keying on the data terminal at the station.

The facsimile transceiver to be used is the high-speed digital NEFAX-6200. This machine can transmit a typical business document in 40 seconds or less.

NEW LSIs
TO DRIVE LCDs.

Now available from NEC are two types of new LSIs. The μ PD7502G is a CMOS 4-bit single-chip microcomputer with a built-in liquid crystal driver. The μ PD7225G, also a CMOS LSI, is designed to be interfaced with a microcomputer requiring an external circuit for driving liquid crystal.

A liquid crystal driver is normally an independent circuit. In the past, a single-chip microcomputer like the μ PD7502G was considered impractical because of the very intricate control circuit required.

The μ PD7502G also features: (1) A standby mode to minimize power consumption; (2) Ability to use its program fully for control and operation. (3) A "serial interface" capable of transferring data in series; (4) General-purpose microcomputer capability.

The μ PD7225G is designed to be used in conjunction with another microcomputer. Features of the μ PD7225G include: (1) Low power consumption; (2) Ability to increase its display digits; (3) Built-in character generator to display a total of 48 alphanumeric; (4) Programmable blinking.

NEC

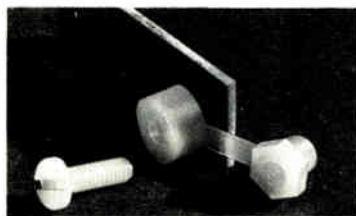
Nippon Electric Co., Ltd.
P.O. Box 1, Takanawa, Tokyo, Japan.

Fastening Ideas from Weckesser



TIE IT Faster ... Neater ... Permanently

Speed up tying operations with Weckesser one-piece Ny-Grip Cable Ties and tightening/cut-off tool. Finishes into neat, compact job. Once it's locked it's on to stay. Also easily tightened by hand.



CAPTIVE STANDOFF

Eliminates mounting problems in hard-to-reach locations. Use as spacer in separating or stacking PC boards and where components must be rigidly mounted and electrically isolated.



CABLE CLAMPS and SCREWS

More plastic cable clamps in more types, more sizes and in more materials than anyone else. Over 240 types and sizes of molded nylon screws and nuts.

Write for catalogs.

Weckesser
COMPANY, Inc.

4444 West Irving Park Road
Chicago, Illinois 60641 (312) 282-8626

New products

Packaging & production

Unit aids uniform wafer exposure

Exposure-intensity profiler helps in adjustment of optics in wafer-aligner equipment

For high-yield photolithography it is vital to adjust aligner optics for uniform exposure across the plane of a resist-covered wafer. An instrument from Optical Associates Inc., the 311 intensity profiler, is designed for this purpose.

The system uses a bar-graph display composed of nine columns of light-emitting diodes, each column presenting a graphic portrayal of the intensity levels at a single site. The nine-sensor probe employed by the profiler enables the user to measure light intensity at nine points on the wafer plane continuously. The optics for a contact or proximity aligner can thus be adjusted for uniform intensity over the entire wafer plane.

The optical probe must be posi-

tioned so that its nine sensors lie in precisely the same plane as will the surface of the wafer. The profiler measures ultraviolet-light intensity via the sensors in the probe and compares each measured value with a reference level. Deviations are displayed simultaneously on the nine bar graphs. The light source of the aligner is then adjusted for maximum intensity (indicated in milliwatts per square centimeter) at the center of the probe. The final step is to adjust the light source to establish a profile of uniform intensity over the entire wafer.


In the center mode, the intensity sensed by the center sensor serves as the reference level. In the select mode, the user can select any of the nine sensors as reference with nine buttons. In the float mode, the system computes the average of the nine sensed values and uses that as the reference level.

The display is calibrated in three ranges: $\pm 50\%$, $\pm 20\%$, and $\pm 10\%$. In the autorange mode the instrument switches to the range necessary to include the sensed value that deviates the most from the reference level.

As the user adjusts the aligner's



THE ELECTROHOME DIFFERENCE.



GET IT WITH THE FULL LINE OF ELECTROHOME VIDEO DISPLAYS.

When you choose Electrohome video displays, you're in good company. All over the world, experts in many fields including data, graphics, broadcast, medical education and industry, demand the proven dependability of Electrohome. They count on the Electrohome difference.

Electrohome offers a broad selection of competitively-priced video displays. Attractive, durable, color and monochrome products are available in screen sizes

from 5 inches to 6 feet. Breadth of line...it's an important part of the Electrohome difference.

At Electrohome, we realize that everyone's needs aren't standard, so we will build video display units to meet your special requirements. Custom flexibility...that's part of the Electrohome difference.

Don't settle for second best—get the Electrohome difference. For complete information on video displays with the difference, contact us.

ELECTROHOME ELECTRONICS

Circle 213 on reader service card

809 Wellington St. N., Kitchener, Ontario, Canada N2G 4J6. Telephone (519) 744-7111. Telex 069-55449
World Radio History

An answer to your Fiber Optic Cable problems.



Just ask Sumitomo Electric. As Japan's top cable manufacturer, we offer diverse fiber optic systems for digital and analog applications. All feature our low-loss SUMIGUIDE optical fiber cables and are backed by system design and installation services. Sumitomo Electric is ready to cooperate in engineering an optimum system for your specific needs. Contact us and see.

SUMIGUIDE Fiber & Cable

Type	Core Diameter (μm)	Cladding Diameter (μm)	Attenuation (dB/km)		Bandwidth (MHz·km)		Numerical Aperture	Dia. of Coated Fiber (mm)
			Max.	Typical	Min.	Typical		
EG-5/4060	50	125	4.0	3.5	600	700	0.2	0.9
EG-5/4040	50	125	4.0	3.5	400	500	0.2	0.9
EG-5/4020	50	125	4.0	3.5	200	300	0.2	0.9
ET-8/5004	80	125	5.0	4.5	40	90	0.25	0.9
ET-10/6001	100	140	6.0	5.0	10	15	0.28	0.9

SUMITOMO ELECTRIC INDUSTRIES, LTD.

New York Office
345 Park Avenue, New York, N.Y. 10154 U.S.A. Phone (212) 935-8844/8845 Telex 0640739

London Office
Plantation House, 31-35 Fenchurch St., London, E.C.3M, 3DX England
Phone (01) 623-4745/8448 Telex 885942

Tokyo Office International Division
3-12, Moto-Akasaka 1, Minato-ku, Tokyo 107 Japan Phone (03) 478-3111 Telex 28202

New products

optics so that the intensity levels approach a common value, automatic range-selection circuitry narrows the range accordingly. A digital panel meter indicates intensity values in mW/cm^2 . Full scale is $40 \text{ mW}/\text{cm}^2$, but as an option, the 311 can be supplied with a maximum range of $400 \text{ mW}/\text{cm}^2$. The DPM can be switched to read the average value or one of the nine sensor values.

The intensity profiler is specified to have National Bureau of Standards-traceable accuracy of $\pm 7\%$. Sensor-to-sensor relative deviation is no more than $\pm 1\%$, the manufacturer says. The instrument operates from line voltages of 90 to 130 or 200 to 260 v ac, 50 or 60 Hz. A battery pack is optional.

Pricing is not yet firm, but is expected to be approximately \$4,000 per unit. Deliveries will begin in May or June.

Optical Associates Inc., 3300 Edward Ave., Santa Clara, Calif. 95050 [391]

Laser scribe is programmed for engraving or cutting

Numerical control makes the Laser-scribe model 604-NC user-programmable for scribing, engraving, and cutting a wide variety of materials. The operator enters data directly on a teletypewriter keyboard or by means of a punched tape. The data directs the model to cut patterns, either singularly or repetitively in any desired sequence. Not limited to software patterns stored in a memory, the operator can program any combination of straight lines or circular patterns. The instruction format is a subset of the standard Elec-



IT'S MORE THAN SMART, SMALL, LIGHT AND COST-RIGHT! IT'S THE NEW, PORTABLE UNIVERSAL PKW-7000!

The PKW-7000 can programme all 2708, 2716, 2758, 2732, 2732A, 2532, 2764, 2564, E8764, 8755A, 8748, 8741A EPROMs, all AIM Bipolar PROMs, Hitachi's new 48016 EEPROM and other future devices.

- **Portability:** At only 4.9 lbs./11.4 x 7.5 x 2.5 ins (2.3kg/290 x 190 x 65 mm) including a personality module, you can take it anywhere.
- **Various Personality Modules:** UN-1F, UN-2F, UN-3F, UN-4F, UN-5F and UN-711F.
- **Various Checking Functions:** Voltage Margin, Data Sum, Error-check, Self-check and Logic Level Tests.
- **Cost Effective:** The Universal EPROM Module UN-3F gives you a programming capability from 16K to 64K EPROMs.
- **6 Standard Tape Formats:** Intellec-HEX, Binary, Motorola, ASCII-HEX, BNPF (8 bits) and BNPF (4 bits).
- **Various Serial Interfaces:** Standard Internal Interface for TTL level and optional Interface Adaptors for RS232C and 20mA Current Loop levels.



See it at the Paris Components Show, then contact your nearest Distributor:

AUSTRALIA Alfatron Pty. Ltd., 1761 Ferntree Gully Road, Victoria 3156. Tel. (03) 758-9551. BELGIUM MCR Electronics Marketing, 1420, Braine L'Alleud, Brussels. Tel: 02/384.80.62 CANADA Conti Electronics Ltd., 5656 Fraser Street, Vancouver. Tel: (604) 324-0505. DENMARK Semicap, Gammel Kongevej 1485, DK-1850 Copenhagen V. Tel (01)22 15 10 FINLAND Nabilia Elektronikka Oy, Espoo, 10 Tel: 90-46 28 29 FRANCE A.K. Electronique, 75015 Paris Tel: (1)575.53.53 ITALY Elind, 20063 Cernusco, Milan. Tel: (02)9.041.319-9.043.983 NETHERLANDS Auriema Netherland

8V, 5611 CC Eindhoven Tel: 040-444470 NORWAY Tormatic A/S, Skreppestadvn 15, N-3250 Larvik. Tel (034) 86 956 SWEDEN Aktiv Elektronik AB., Friherregatan 27, Hasselby, Tel:08-739 00 45 SWITZERLAND Altrac, AG., CH-8953 Dietikon Tel: 011741 46 44 TAIWAN Galaxy Far East Corp., Chung Hsiao, E Road, Taipei. Tel (02) 7811895-7. UNITED KINGDOM Sinclair Electronics Ltd., St Ives, Huntingdon, Cambs. Tel. 0480 64646 WEST GERMANY Electronica GmbH, 2000 Hamburg 11. Tel. 040-33 88 62

Marketed by

INTERTEK, INC.

7-2-8, Nishi-Shinjuku, Shinjuku-ku, Tokyo 160, Japan
Telephone: (03)363-6649 Telex: J28497



AVAL

Manufactured by

TOYO TELESONICS CO., LTD.

The designers' choice for MULTIBUS compatible data acquisition systems.

The ADAC 700 series of data acquisition systems plug directly into the same card cage as computers from Intel and National. Mounted on a single PC board, the 700 series includes both high and low level analog to digital systems and DAC boards.

700 Series Low Level A/D

- Withstands common mode voltage to 250 V
- Digitizes outputs from bridges, thermocouples, and other low level transducers
- Gain amplifier with system cold junction compensation can be programmed channel to channel
- 8 or 16 differential inputs per card
- 12 bit resolution

735 Series High Level A/D

- 16 to 64 single ended or pseudo differential inputs
- Jumper selectable for 8, 16 or 32 differential analog inputs
- 12 bit high speed analog to digital converter
- Up to 2 channels of 12 bit digital to analog converters
- Bus interface includes software choice of programmers control or interrupt


735 DAC Series

- Up to 4 channels of 12 bit DACs
- 2 scope/recorder per control circuit
- 8 discrete digital outputs with 8 current sinks
- 8 discrete digital inputs

Send for full technical data to:



70 Tower Office Park • Woburn, MA 01801, 617-935-6668



New products

tronic Industries Association's numerical-control instructions.

The scribing and cutting process of the 604-NC is performed by overlapping pulses of a switched neodymium-yttrium-aluminum-garnet laser that heats the material above the vaporization point. The beam is nominally less than 1 mil in diameter. The depth of the kerf can be precisely controlled for either a high-yield cracking of the wafers or a complete cut through with multiple passes.

Quantronix Corp., 225 Engineers Rd., Smithtown, N. Y. 11787. Phone (516) 273-6900 [395]

Sockets attach leadless carriers to boards

The Zebra 7000 series of sockets provides a solderless way of mounting leadless ceramic chip-carriers on printed-circuit boards. The chip-carrier is inserted in a plastic socket containing four Zebra connectors, and the socket is then attached to the pc board with a single No. 2-56 screw. Electrical connection is made by closing the socket lid and thus applying pressure to the contact-socket assembly.

The series 7000 has a low electrical resistance and assumes the board and carrier's tolerances and warpage as well as their different thermal coefficients of expansion.

The sockets are available from stock. In original-equipment-manufacturer quantities, they sell for 5¢ to 6¢ per contact.

Tecknit Inc., 129 Dermody St., Cranford, N. J. 07016. Phone (201) 272-5500 [393]

Quad in-line adapter mates with pc boards

The 680-QUIL-15 adapter is custom-designed to mate a user's own hybrid module with a standard printed-circuit board configuration. It converts contact configurations from an 80-position quad in-line pattern into a standard 0.300- and

MOBILE COMMUNICATIONS

RF POWER TRANSISTORS



TH 430
2 - 30 MHz - 250 W PEP



SD 1441
130 - 175 MHz - 150 W
SD 1468
225 - 400 MHz - 70 W
SD 1499
450 - 512 MHz - 65 W



SD 1414
806 - 947 MHz - 50 W

YOU MAY DEPEND ON US, WE'RE NEVER FAR-AWAY...

THOMSON-CSF
COMPONENTS

THOMSON-CSF COMPONENTS CORPORATION

SEMICONDUCTOR DIVISION - P.O. BOX 1454 CANOGA PARK CALIFORNIA 91304 / 6660 VAREL AVENUE
CANOGA PARK CALIFORNIA 91303 USA . TEL : (213) 887.1010 - TWX 910 494 1954 - TELEX 69 8481

BELGIUM
THOMSON S.A.
BRUXELLES (32) 26.48.64.85

THE NETHERLANDS
THOMSON-CSF KOMPLEMENTEN
RA s' GRAVENMOER (31) 16.23.17.600

BRASIL
THOMSON-CSF
COMPONENTES DO BRASIL
SAO PAULO (55.11) 543.79.38

FRANCE
THOMSON CSF
DIVISION SEMI-CONDUCTEURS
COURBEVOIE (33) 1.788.50.01

WEST GERMANY
THOMSON CSF
BAUELEMENTE GmbH
MÜNCHEN 089) 7675.1

ITALY
THOMSON-CSF
COMPONENTI
MILANO (2) 68.84.141
ROMA (06) 31.92.42.34

JAPAN
THOMSON CSF JAPAN K.K.
TOKIO (0-3) 264.6341.

SINGAPORE
THOMSON CSF
COMPONENTS SEA
SINGAPORE 295.31.24

SPAIN
THOMSON CSF
COMPONENTES Y TUBOS
BARCELONA (3) 373.30.11
MADRID
(1) 419.66 91/419.65.51

SWEDEN
THOMSON CSF
KOMPONENTER &
ELECTRONÖR AB
STOCKHOLM (08) 22.58.15

SWITZERLAND
MODULATOR S.A.
BERN-LIEBEFELD (031) 59.22.22

UNITED KINGDOM
THOMSON-CSF
COMPONENTS AND MATERIAL LTD
DANESHILL
BASINGSTOKE-HANTS (0256) 29.155

Circle 217 on reader service card

HEADQUARTERS : 50, RUE JEAN PIERRE TIMBAUD B.P. 5 / 92403 COURBEVOIE FRANCE - TEL. 33 (1) 788.50.01 - TLX. 610560

Microprocessor Designers...



World-Concept Low Power Switchers and UPS

Operate almost anywhere with one power supply

Compare Converter Concepts' switchers and uninterruptible power supplies and you'll know why they're becoming a world standard for design and quality.

WIDE INPUT VOLTAGES Only Converter Concepts produces 15 to 150 watt switchers that operate on any voltage from 90 to 250 VAC or 10 to 40.20 to 60VDC — WITHOUT CHANGING SWITCHES, JUMPERS, TAPS OR OTHER MODIFICATIONS

LATEST SWITCHER CONCEPTS Wide input ranges are possible through the use of a simple single transistor, single transformer flyback design with soft turn-on and short-circuit protection. Means higher reliability and efficiency at a competitive price.

MANY SWITCHER OPTIONS Single, dual or triple output options in four input power ranges.

printed circuit, open frame or RFI-resistant enclosed packages; integral UPS options.

UNINTERRUPTIBLE POWER Automatic, instant transition from AC line to backup battery operation is available either as a separate unit for use with CCI's multiple output DC to DC converters and battery, or as the integral 04 switcher option which features integral battery charger.


NATIONWIDE REPRESENTATIVES Call us today for engineering assistance, our latest catalog, prices and your nearest CCI representative.



435 S. Main St., Pardeeville, WI 53954 (608) 429-2144
4081

Circle 96 on reader service card

The only thing we've cut is the cost!

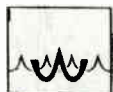


CP 7/8 servo-mount pot

ECP 7/8 bushing-mount pot

You're designing for volume production — and you want high pot performance without running up costs. Answer: our new servo base CP 7/8, and bushing mount ECP 7/8. Both feature premium-quality MystR conductive plastic elements in cost-saving packages.

Independent linearities to $\pm 0.25\%$. Infinite resolution. Four standard resistances. Polyimide bearings never need lubrication. Send for information, or call (617) 358-2777.



Waters Manufacturing, Inc.

Longfellow Center, Wayland MA 01778 • (617) 358-2777 - Telex 948441

218 Circle 218 on reader service card

New products

0.600-in. universal in-line spacing.


The adapter's socket features precision Swiss screw machine contacts with a four-tine beryllium-copper gold-plated spring clip and a gold- or tin-plated brass body and can be supplied with dip solder or wrapped-wire terminations. The 680-QUIL-15's body is 0.062-in.-thick laminated glass epoxy and conforms to Underwriters Laboratories' specification 94V2.

Garry, a Division of Brand-Rex Co., Box 94, North Brunswick, N. J. 08902. Phone (201) 846-5280 [394]

Filtered connectors replace hardwired filters

The 418F series of filtered connectors meets all the performance requirements of MIL-C-38999G except those involving temperature-shock and voltage at altitude. The circular devices have a radio-frequency current-grounding capability that is 12 times better than that of standard circular connectors for a contact-current rating of 5 A dc. They can simultaneously pass 3 A of rf current to ground. The Defense Electronics Supply Command has approved their use in environments where electromagnetic-interference and electromagnetic-pulse problems may exist.

The 418F can replace the discrete filters in black boxes that are hardwired to equipment requiring protection from emi or emp. The connectors eliminate the threat of equipment failure associated with hard



Electronics/March 24, 1981

Just published... your headstart on electronics demand worldwide!

Focus on the outlook for almost 200 electronics products! In 13 countries including the U.S., Japan, and all of Western Europe! Results of an authoritative, worldwide research effort! Packed into easy-to-use tables and on-target analyses!


Electronics' highly respected 23rd annual market forecast has now been expanded to provide an in-depth look at the current and future demand for electronics products in the United States, Western Europe, and Japan—including 23 additional pages of market-estimate and growth-rate tables.

More helpful and reliable than ever before, the 55-page report offers invaluable guidance on the outlook for some 200 electronic products by such categories as...

components • communications equipment • industrial electronics • test and measuring equipment • semiconductors • data-processing systems, peripherals, and office equipment • and consumer electronics

Far-ranging research findings not available elsewhere are brought together here for immediate access to...

• compound annual U.S. growth rates for 1979-1984
• U.S. report research methodology and response ranges • economic analyses and outlook for the U.S., Western Europe, and Japan
• Product-by-product, country-by-country market



Electronics' 1981 World Markets Forecast Data Book

by the Editors of *Electronics*

estimates for Belgium, Denmark, France, Italy, Netherlands, Norway, Spain, Sweden, Switzerland, United Kingdom, and West Germany

Emphasis throughout is on the key factors influencing product price and consumption volume in the coming years, including: rapid technological change, intense competition, high costs of research and development, high and rising costs of production and distribution, and changes in the volume of sales.

Some 40 *Electronics* editors stationed worldwide worked together to analyze hundreds of questionnaires and conduct follow-up interviews.

The results belong in the hands of everyone serious about the emerging technical, financial, and planning outlook for the electronics market.

Among the vast range of most-needed information found here are

U.S. market estimates and growth rates for...

- semiconductors and 15 other categories of components
- consumer electronics • 10 sections of industrial and commercial equipment... plus Federal procurement projections!

Western Europe 1979-1981 consumption of...

- 66 components • 100 types of electronic equipment... all spelled out product by product, country by country!

Japan/Western Europe demand for...

- 86 equipment products • 54 separate components... all in one easy-to-compare table!

Order today for immediate delivery!

Electronics Magazine Books
1221 Ave. of the Americas, 42nd Fl.
New York, NY 10020 USA



Send me _____ copy (copies) of *Electronics'* 1981 World Markets Forecast Data Book (606724-6) at \$125 each, plus local sales tax in U.S. (Price includes first-class mail in North America, air shipment elsewhere.) I understand that full payment must accompany this order.

Name _____ Title _____

Company _____

Address _____

City _____

State/Country _____ Zip (U.S.) _____

EL1

When Clear Displays Count

You can count on Ferranti-Packard's electromagnetic 7-Segment display module to give you the electronic compatibility you need plus the reliability and visibility your customers demand.

Performance-proven for over 5 years, the simple design and construction, backed by Ferranti-Packard research and engineering, gives you the combination of reliability, visibility and flexibility that no other read-out component can match.



When you design an electronic read-out system, Ferranti-Packard display modules will help you do it better. It's clearly the display module you should consider. See the difference for yourself, write or call us and we'll prove it.

When clear displays count—Specify Ferranti-Packard.

Ferranti-Packard Electronics Ltd.



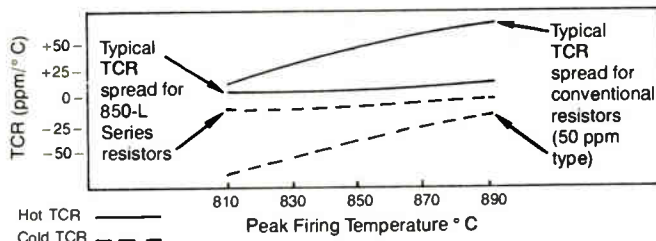
6030 Ambler Drive, Mississauga
Ontario, Canada L4W 2P1
Telephone: (416) 624-3020
Telex: 06-961437

Circle 220 on reader service card

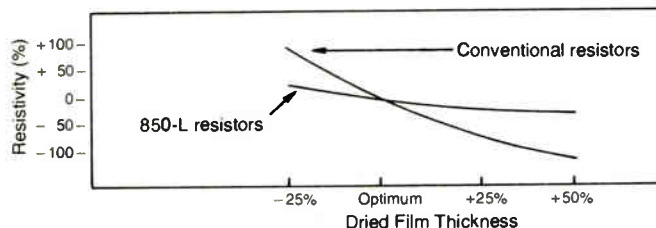
NEW POWEROHM® 850-L SERIES NEW

THE THICK FILM RESISTOR SERIES OF THE 80'S TWO IMPORTANT REASONS WHY

1. Thin film TCR capabilities $\pm 15-20$ ppm for guaranteed 40 ppm.



2. Minimal effect on resistivity with thickness variation.



ALSO—850-L SERIES SCREEN PRINTABLE RESISTOR PASTES PROVIDE:

- Excellent laser trim stability — fast trimming, high output
- Greater paste coverage (20%) than conventional systems
- Good CRV with matte finish for potentiometers
- Close TCR tracking
- PARTILOK® vehicle — never any stirring



THICK FILM SYSTEMS
DIVISION OF FERRO CORPORATION
324 PALM AVENUE, SANTA BARBARA, CA 93101
(805) 963-7757



220 Circle 99 on reader service card

New products

wiring and occupy up to 70% less space. Four standard filter contact types are available with cutoff frequencies of 9 and 2.5 MHz and 400 and 60 kHz.

The complete 418F series consists of eight high-density insertion configurations from 13 to 128 contacts. The 128-contact connector sells for approximately \$300. At the present time, delivery is in about 26 weeks.

Amphenol North America Division, Bunker Ramo Corp., 2122 York Rd., Oak Brook, Ill. 60521 [396]

Laser system welds dissimilar metals

A laser welding system joins dissimilar metals such as copper, aluminum, stainless steel, Kovar, titanium, and Waspalloy in a wide variety of configurations. The SS-484 solid-state laser produces conduction welds of over 0.050-in. penetration and hermetic seam welds at a rate of over 6 in./min. It comes with a laser head, power supply, and monocular lens, as well as controls for the pulse length, rate, and energy.

The SS-484 is used to spot-weld parts where no heat distortion can be tolerated, for positioning prior to vacuum brazing, to weld parts that are mechanically inaccessible or near heat-sensitive components, and for solder-reflow work.

The SS-484 laser welding system has a maximum average power output of 100 w, a variable pulse rate of up to 30 pulses/s, and a spot diameter of 0.010 to 0.081 in. It has an input power requirement of 440 to 480 v ac at 60 Hz in three phases. It is priced at \$49,850. Delivery is usually three months after receipt of order.

Raytheon Co., Laser Center, Fourth Avenue, Burlington, Mass. 01803 [397]

Four-set tool kit aids work on optical connectors

The HFBR-0100 set of kits provides easy installation of Hewlett-Pack-

The new Spectra-Strip 817 is the IDC D-subminiature connector for those of you who've become disenchanted with D-Sub's.

With our D-Sub, you can mass terminate your flat cables without separating each and every strand. Without stocking up on weird-pitched cable. Without a mechanical kluge tacked onto the back of the connector to go from .054-pitch pins to .050-pitch cable.

It terminates our Twist 'N' Flat,[®] 3C[™] Color Coded and that great old standby Spectra-Zip[™] with no fuss, no hassle.


And only the 817 comes with a metal shell so that it's *fully* intermateable and intermountable with any of the other real D-sub's.

If that sounds like the way to build a D-Sub, call your nearest Spectra-Strip distributor. He can also tell you about what we've got for you in our other IDC connectors, flat cable and assemblies.

They're simply superb.

SPECTRA-STRIP

When you're down to the wire.



D-Suberior.

Spectra-Strip: 7100 Lampson Avenue, Garden Grove, CA 92642. (714) 892-3361
720 Sherman Avenue, Hamden, CT 06514. (203) 281-3200

In Europe: Spectra-Strip, Ltd.
Romsey, Hampshire, England (0794) 517575



World Radio History

Circle 221 on reader service card



LARGEST SELECTION OF WIRE PRODUCTS

Over 8,000 types and sizes of wire in stock.
If we don't have it, we'll custom manufacture it.

MAGNET WIRE
All sizes to 56 AWG Round
per-- NEMA MW1000
JW1177 MILW53C

**MULTICONDUCTOR
MAGNET WIRES**
2-20 Conductor Parallel
Bonded Color Coated

**OFHC COPPER
NICKEL
ALUMINUM
BUS WIRE
BERYLLIUM COPPER
LITZ WIRE
PLATED WIRE AND
RIBBON**
Gold Silver Tin Cadmium

RESISTANCE ALLOYS
Nickel Chrome Copper
Nickel Nickel Iron
Manganese

**KOVAR
DUMET
STAINLESS STEEL
INCONEL
MONEL
MUSIC WIRE
TUNGSTEN
COPPER CLAD
ALUMINUM
PRECIOUS METALS**
Gold Silver Platinum

EXOTIC ALLOYS

THERMOCOUPLE WIRE
TITANIUM
MOLYBDENUM
TANTALUM
NIOBIUM
INDIUM
NICKEL SILVER
BRASS
PHOSPHOR BRONZE
SPECIAL CABLES
WHISKER DISK
WINDING AIDS

FACILITIES/ SERVICES

CUSTOM ENAMELING
DRAWING AND
ANNEALING
WIRE SHAPING
RIBBON ROLLING
WIRE SPOOLING
TESTING LABORATORY
CUSTOM PACKAGING

CALL US FIRST (213) 882-7620

20731 Marilla St., Chatsworth, CA 91311 TWX 910-494-4976



MWS Precision Wire

Circle 222 on reader service card

New products

ard's HFBR-4000 connectors onto HFBR-3000 through -3400 series of 100-to-140- μ m optical-fiber cables. Included in the kits is a set of common connecting tools. The HFBR-0101 kit is available for assembling 10 fiber-optic connectors; the HFBR-0102 contains a set of custom tools; the HFBR-4000 has a set of connector parts for terminating 10 connector ends; and the HFBR-3099 kit includes adaptors for making connector-to-connector junctions. Also included with each kit is a step-by-step illustrated user's manual. All of these kits are included in one complete kit, the HFBR-0100. The HFBR-0100 fiber optic connector kit makes factory-quality connections (1.58 dB typical loss). An experienced user can join a connector to fiber-optic cable in less than 20 minutes. The collective kit is priced at \$1,200.

Hewlett-Packard Co., 1507 Page Mill Rd., Palo Alto, Calif. 94304 [398]

Antistatic carriers protect static-sensitive devices

Static-sensitive semiconductor devices can be protected through handling, processing, testing, and shipping with Welcon antistatic carriers. All Welcon standard carriers, for dual in-line packages, medium- and large-scale integrated circuits, and TO-5 devices and flatpacks, are molded in a special antistatic and semiconductive plastic compound. The antistatic material has a nominal surface resistivity of 10 $g\Omega$ and will withstand temperatures of up to 125°C. The carriers will not contaminate semiconductor lead materials, will not flake or peel, and are free from particulate contamination. When subjected to common cleaning solvents used in the aerospace and electronics industries, they require a brief reorientation period to restore surface properties, says firm.

The Welcon antistatic carriers are priced slightly above the level of standard polysulfone carriers.

Wells Electronics Inc., 1701 S. Main St., South Bend, Ind. 46613 [400]

LARGEST RADAR INVENTORY IN THE WORLD

SYSTEMS & SPARES

AN/ALT-6-7-8
AN-APG-33
AN/APG-51
AN/APN-69
AN/APN-102
AN/APN-169
AN/APQ-50
AN/APQ-55
AN/APS-20
AN/APS-31A
AN/APS-42-45
AN/APS-64
AN/ASB-4/9
AN/CPS-6B
AN/CPS-9
AN/DPN-32
AN/FPS-6-8
AN/FPS-14-18
AN/FPS-20-75
AN/FRC-39
AN/FRT-15
AN/GPA-30
AN/GPA-126
AN/MPQ-4A-10
AN/MPQ-29
AN/MPS-19
AN/MPX-7
AN/MSO-1A
AN/SPA-4A
AN/SPA-8
AN/SPN-5
AN/SPS-5B
AN/SPS-6C
AN/SRW-4C
AN/TPN-12/17
AN/TPS-1D-E
AN/TPS-10D
AN/TPS-28
AN/TPS-34B
AN/TPS-37
AN/TPX-21
AN/UPA-25-35
AN/UPX-4-6
AN/UPX-14
HIPAR
MK-25
Nike Ajax
Nike Hercules
SCR-584

AUTOTRACK ANTENNA SCR-584 RADAR SYSTEM

360 deg AZ 210 deg EL. 1 mil. accuracy. Missile vel. accel. and slew rates. Amplidyne control. Handle up to 20 ft. dish. Compl. control chassis. ALSO in stock 10 cm. van mounted rad. system. Conical scan. PPI. 6 ft. dish. 300 pg. instr. bk. on radar. \$50.

RF SOURCES

17-27 KHz 200 W CW
125-450 KHz 4 KW CW
2-30 MHz 3 KW CW
4-21 MHz 40 KW CW
24-350 MHz 100 W CW
80-240 MHz 500 W 2-5 uS
175-225 MHz 300 KW 1, 20 uS
200-2000 MHz 40 W CW
210-225 MHz 1 MW 5 uS
385-575 MHz 1.5 KW CW
400-700 MHz 1 KW .03 DC
950-1500 MHz 1 KW .06 DC
900-1040 MHz 5-10 KW .006 DC
1.2-1.35 GHz 500 KW 2 uS
1.5-9.0 GHz 150 W CW
3.2-3.3 GHz 10 KW .002 DC
2.7-2.9 GHz 1 MW 1 uS
3.1-3.5 GHz 1 MW 1.3 uS
2.7-2.9 GHz 5 MW 2-3 uS
4.4-5.0 GHz 1 KW CW
5.4-5.9 GHz 5 MW .001 DC
6 GHz 1 MW 1 uS
6.2-6.6 GHz 200 KW .37 uS
8.5-11 GHz 200 W CW
9.375 GHz 40 KW .5-1-2 uS
8.5-9.6 GHz 250 KW .0013 DC
15.5-17.5 GHz 135 KW .33-1.3 uS
24 GHz 40 KW .15 uS
35 GHz 50 KW .1 uS

MODULATORS

25 KW 5.5 KV 4.5 A; .0025 DC
144 KW 12 KV 12 A; .001 DC
250 KW 15 KV 15 A; .002 DC
405 KW 20 KV 20 A; .1 DC
500 KW 22 KV 28 A; .001 DC
1 MW 25 KV 40 A; .002 DC
1 MW 50 KV 60 A; .30 uS
3 MW 76 KV 135 A; .001 DC
66 MW 160 KV 400 A; .00

TRACKING SYSTEMS

K BAND MONOPULSE 40 KW E-34
X BAND NIKE AJAX/HERCULES
X BAND HI-RES MONOPULSE MOD IV
X BAND GCA PAR II
X BAND FIRE CONTROL 250 KW M-33
X BAND MOBILE 40 KW AN MPQ-29
X BAND BEACON 100 W AN/DPN-62
S BAND 10' DISH 500 KW AN/MPQ-18
S BAND 250 KW AN/MPQ-10A
S BAND 250 KW AN/MPS-9
X BAND HAWK MPQ-34
X BAND HAWK MPQ-33
C BAND 1.5 MW MPS-19(C)
S BAND 14' DISH PRELORT

SEARCH SYSTEMS

KU BAND AIRBORNE 135 KW B-58
X BAND WEATHER 250 KW AN/CPS-9
X BAND WEATHER 40 KW AN/SPN-5
X BAND 7 KW AN/TPS-21
X BAND CW DOPPLER AN/PPS-9/12
C BAND HGT FDR 1 MW TPS-37
C BAND 285 KW AN/SPS-5B/D
S BAND HGT FINDER 5 MW AN/FPS-6
S BAND COHERENT 1 MW AN/FPS-18
S BAND 1 MW NIKE AJAX/HERC
L BAND 40' ANT 500 KW AN/FPS-75
L BAND 500 KW AN/TPS-1D/GSS-1
UHF 1 MW HELIHUT TPS-28

C BAND TRACKER

Pwr: 1.5 MW Range: 250 miles
Recv: param Display 5" "A" scopes.
10' dish w/linear or circ. polarization.

NIKE HERCULES SPARES/MAINTENANCE

Over 10,000 major components in stock w/repairs and overhaul facilities incl: SHOP 1 & 2 MAINTENANCE VANS.

SEND FOR FREE 24PAGE CATALOG




Radio Research Instrument Co., Inc.

2 Lake Avenue Ext., Danbury, CT 06810
(203) 792-6666 • Telex 962444

222 Circle 100 on reader service card

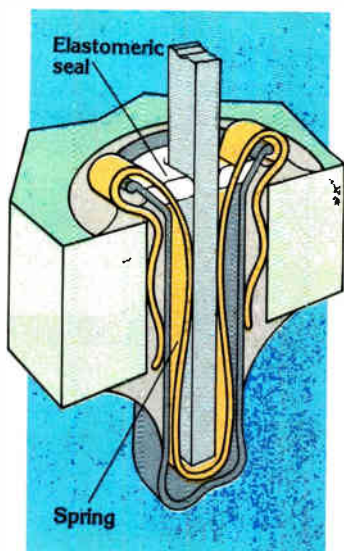
Electronics/March 24, 1981

Design a higher density package with Berg's Minisert* socket.



Low profile saves space. The "Minisert" extends only .030" above and .090" below a .062" thick PC board. And components "seat" themselves lower to further reduce clearance.

The most versatile socket available today. The "Minisert" fits board hole sizes from .050"-.058" diameter. It accepts round leads from .012"-.022" diameter and flat leads .008"-.015" thick by .015"-.025" wide. This eliminates the need for separate sockets.



Efficient production; excellent electrical performance, too.

A unique spring design provides three benefits: 1) Mechanically holds the "Minisert" in place before and during soldering to facilitate handling. 2) Solders to the board for reliable electrical contact. 3) Maintains contact force to allow repeated pluggability. And an elastomeric seal keeps contaminants out.

Write for literature.

The Du Pont Company,
Berg Electronics Division,
New Cumberland, PA 17070.
Telephone (800) 233-7581.
In PA call (717) 938-6711.

*Du Pont's trademark for its miniature PC socket.

An electronics company.



The Components Company.

Quality products.

Competitive
prices.

Good delivery.

And a lot
of answers.




Quality products. Competitive prices. Good delivery. Clichés? Not at Stackpole. The Components Company makes some of the most reliable electronic components in the industry. We price them fairly and deliver on time. But what really makes the Components Company special is our experience with such a wide range of components and materials.


Overlapping experience. Switches, resistors and ferrites. What do they have in common? The many years they've been made by Stackpole. We invite you to put our years of overlapping engineering and manufac-

turing experience to work. We'll adapt to your design or customize like no supplier in the industry can.

Switches since the 1930's. Slides. Rockers. Over 6,000 variations between the two. Need a special rotary switch? Some are compact. All can be customized. We specialize in adapting our switches to your application with numerous variations in cases, mounting, lead wiring and special terminations. And look at our new keyboards and individual key switches, where the key is quality.



SWITCHES RESIS



Resistors since the 1920's. Stackpole carbon comps have been around for as long as there have been resistors. They are the foundation for our design and application know-how in metal-film, carbon-film, as well as special-purpose and industrial, resistors.

Ferrites since the 1940's. 159 different E's, U's, I's. And Stackpole pot cores and yokes are in more power supplies and tv's than you can count. Our ferrite material is so consistent and reliable, design engineers ask if there's anything it **can't** do.



The Components Company. The place to find quality products, competitive prices and good delivery. But most of all, answers. Call or write Stackpole Components Co., P.O. Box 14466, Raleigh, N.C. 27620. (919) 828-6201.



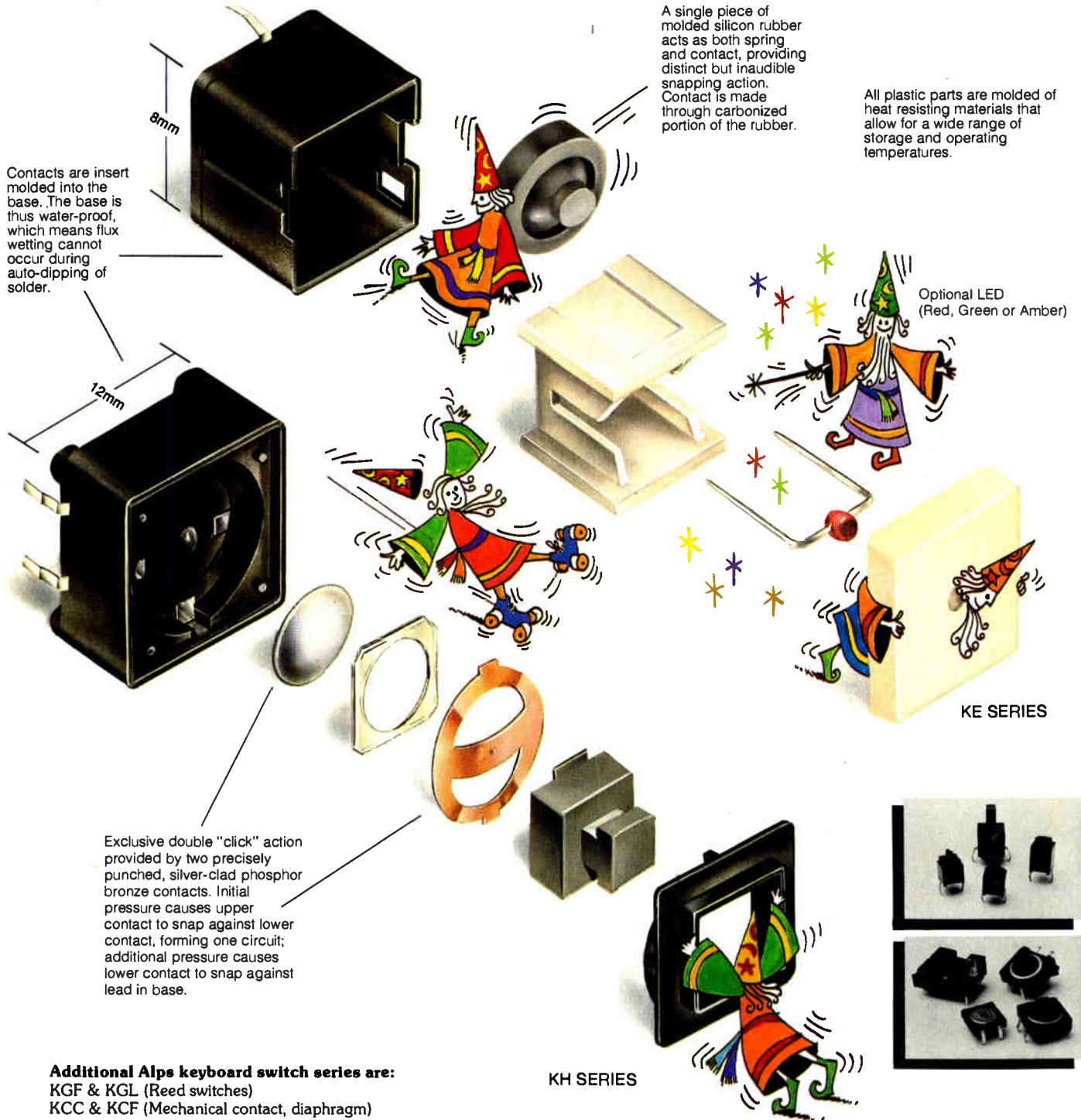
STACKPOLE

Get to know us. We can help.

Circle 225 on reader service card

TORSFERRITES!!!

The Wizards of ALPS



Contacts are insert molded into the base. The base is thus water-proof, which means flux wetting cannot occur during auto-dipping of solder.

A single piece of molded silicon rubber acts as both spring and contact, providing distinct but inaudible snapping action. Contact is made through carbonized portion of the rubber.


All plastic parts are molded of heat resisting materials that allow for a wide range of storage and operating temperatures.

Optional LED (Red, Green or Amber)

KE SERIES

KH SERIES

Exclusive double "click" action provided by two precisely punched, silver-clad phosphor bronze contacts. Initial pressure causes upper contact to snap against lower contact, forming one circuit; additional pressure causes lower contact to snap against lead in base.



- Additional Alps keyboard switch series are:**
 KGF & KGL (Reed switches)
 KCC & KCF (Mechanical contact, diaphragm)
 KEH & KED (Electrical conductive rubber contact)
 KFF (Mechanical contact, cross bar contact) tactile feedback

make tiny "tactile" key switches for the micro-processor age that let you know—with clicks or silent snaps—when contact has been made.

Our "Tact" (for "tactile") switches use metal contacts that click, or carbonized (hence conductive) rubber contacts that snap inaudibly, to give positive tactile feedback. They come in a wide range of sizes, "feelings," pressures, and contact resistances, and are intended to give the engineer new freedom in designing keyboards to exploit the infinite capabilities of the microprocessor.

As an indication of their versatility, a few of the applications in which they're already being used throughout the world are TV sets and remote units, TV games, copying machines, automobile clocks and radios, microwave ovens, air conditioners, microcomputers, electronic cash registers, and all kinds of numerical control systems.

Naturally they're all made with the kind of reliability for which our wizards are justly famous — reliability that is based on total in-house control of every step in the manufacture of every switch. We start with a careful selection of the basic raw materials, and do our own tooling,

punching, and molding. We build a special machine to make every part of every switch, and one to completely assemble every switch. All of which results in a failure ratio in production in the order of parts per million!


In case you never heard of us, Alps is now in its 33rd year of manufacturing a tremendous variety of electro-mechanical and electronic equipment and components, from television tuners to variable capacitors and variable resistors,

from digital impact printers to cassette mechanisms. We have long been known as one of Japan's most innovative manufacturers, and have been meeting the stringent demand of OEM design engineers, worldwide, from nine factories

You will certainly want to know more about us, about our tact switches, and about our other products. To make it easy for you to do so, we've provided a coupon which we invite you to fill out and mail today.



Alps can supply Tact switches individually, or in complete MemTact keyboards — extremely thin packages which include a fully assembled PC board — customized to your specifications with the assistance of Alps (USA) factory-trained engineers.



Call me to discuss my application

My parameters are: _____

My project volume is: _____

Send literature on:

- Tact Switches
- Keyboard Switches
- Push Switches
- Slide Switches
- Flex Switches
- Rotary Switches
- Power Switches
- Lever Switches

Variable Resistors:

- Slide
- Rotary
- Trimpots

My application is
 Now 6 months Future

Name _____

Co. _____

Dept. _____


Tel. _____

Address _____

City _____

State _____ Zip _____

ALPS ELECTRIC (U.S.A.) INC.
 100 N. Centre Avenue,
 Rockville Centre, NY 11570
 516-766-3636





*Insert card,
select
transaction*



*Heart rate
regular*



*Branch office
data transmission
complete*



*Good game!
Play
again!*



TMS5200

**Products that talk.
The man-machine interface
will never be the same.**

World Radio History

Let's talk about speech capability. Voice synthesis products. From Texas Instruments.

The bright promise of products that think came closer to fulfillment in the 70s. The trend for the 80s is clear: Products that "talk."

Whether it's appliances, automotive consoles, transaction terminals, office systems, telecommunications, robotics or electronic toys and games, no other area of technology will have more impact during this decade.

Speech synthesis technology — pioneered by TI — portends a whole new generation of voice-prompting products. Products that will change the way you live and learn and work.

So, if you're designing new products with speech applications, talk to TI — the *only* total capability supplier with the experience and production-proven know-how to assure you of reliable speech products and services.

Let's talk technology

TI offers several methods of vocabulary analysis, dependent on your volume, versatility of application and voice quality desired. TI's Linear Predictive Coding (LPC) technique provides the highest quality speech reproduction because it's the only technique devised that models itself after the human vocal tract.

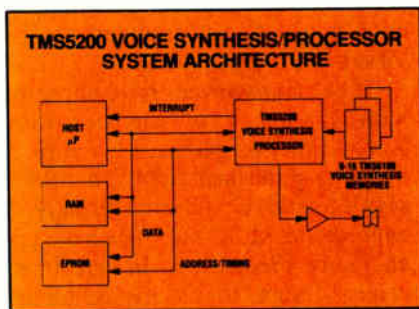
Define your vocabulary, consider your volume requirements, cost and development time, then talk to TI about your application.

Let's talk products

Choose from the industry's broadest, most cost-effective line of speech products. A growing line of integrated circuits, evaluation kits, OEM boards and a capability for the design and development of complete custom modules incorporating microprocessors, display and interface functions. A good example of our commitment to this technology: ROMs made especially for speech applications.

TI's LSI Voice Synthesis processors (VSP) and Voice Synthesis memories (VSM) are in volume production, now.

The TMS5200 single chip VSP produces high quality speech at a very low data rate (1200 bps), easily interfacing with 8 and 16-bit microprocessors. The on-chip FIFO buffer allows speech data to be stored in either the host microprocessor system, or off-line on bubble memory or floppy disk. Also, speech data may be stored in a custom ROM, such as the 128K-bit TMS6100. You can use TI VSPs with TMS6100 Series VSMs for storage of up to 3,000 words of speech.



The TMS5100 single chip VSP produces high-quality speech at data rates of 1200 bps and interfaces with 4-bit microprocessors. TMS5100 VSP directly addresses up to 16 TMS6100 VS memories for up to 30 minutes of speech.

For evaluation of TI's voice synthesis capabilities for 4, 8 and 16-bit microprocessors, complete speech evaluation kits are available for TMS5100 and TMS5200.

So, what are we talking about? We're talking about quality, flexibility, cost/performance effectiveness and right now delivery — only from the voice synthesis leader — only from Texas Instruments.

There's more. We're also talking about custom modules and boards. Like the TM990/306 speech module without standard vocabulary for applications using customer-specified words and shipped without EPROMs, allowing users to install Solid State Speech* vocabularies developed specifically for their own applications.

For high-volume applications, user-developed vocabularies can be implemented on mask-programmed ROMs.

The benefits of the custom module approach are both time and cost related. TI's experience in the design and production of electronic modules means quick cycle times, substantial savings, and, of course, getting your product to market faster.

Let's talk support

Like the development of production vocabularies at any of TI's Regional Technology Centers. Custom vocabularies can be synthesized at the RTCs at low cost with quick turnaround (so quick in some cases that you can walk out the door with your program) and delivered on EPROMs for use with either TI's TM990/306 speech board or TMS5000 Series VS processors.

And like tapping the resources of TI's word library where natural sounding speech is pre-recorded and readily available for specialized vocabularies.

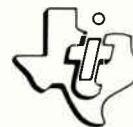
And like an intensive one-day RTC seminar covering TI's Solid State Speech technology and its applications, including acoustics, phonetics, waveform analysis and LPC. Systems architectures as well as hardware and software design techniques and a demonstration of several speech products round out the day.

And like the Design Service assistance rendered by the RTCs for the application of cost-effective, state-of-the-art technologies to your specific product and program needs.

Let's talk now

About a total systems solution capability for voice synthesis technology. About low-cost, high-quality, quick turnaround Solid State Speech applications for your products.

Talk to your nearest TI field sales office, or write to Texas Instruments Incorporated, P.O. Box 225012, M/S 308, Dallas, Texas 75265.



TEXAS INSTRUMENTS
INCORPORATED

*Solid State Speech is a trademark of Texas Instruments Incorporated.

World Radio History

85904
© 1981 Texas Instruments Incorporated
Circle 229 on reader service card

clock oscillator
for Zilog
Z8000 or Z80A
or Mostek
MK3880-4
microprocessors




Model K1160A 4 MHz crystal clock oscillator

This thick film hybrid oscillator with active pull-up provides the precise 4 MHz waveform required to drive the Z8000, Z80A or MK3880-4.

The single DIP saves board space needed by up to 17 discrete components it replaces, and eliminates production man-hours wasted analyzing oscillator circuits and matching crystals to circuit components.

Plug the K1160A into your 4 MHz microprocessor circuit design and forget your crystal oscillator problems.

Mostek and MK3880 are trademarks of Mostek Corporation. Zilog, Z80 and Z8000 are trademarks of Zilog, Inc.  and Motorola are trademarks of Motorola Inc.



COMPONENT PRODUCTS
2553 N. Edgington
Franklin Park, IL 60131
312/451-1000
TWX: 910-227-0799
Telex: 4330067

New products

Communications

Transceiver handles 10 Mb/s, hooks to Ethernet

Notwithstanding all the publicity about it, products that hook into the Ethernet local network are hard to come by. But 3Com Corp. has accepted orders from more than twenty customers for preproduction models of its 10-Mb/s Ethernet transceivers. It is the second of the company's projected series of hardware and software products that will enable users to connect to the 10-Mb/s Ethernet system.

"The transceiver is compatible with chapter 7 of the DEC-Intel-Xerox Ethernet physical-layer specifications published Sept. 30, 1980," says Ronald C. Crane, director of engineering at 3Com. "We have taken many precautions in our transceiver design to ensure reliability. For example, the transceiver's front-end circuitry tolerates coaxial-cable transients. Also, the transceiver supports controller time-domain reflectometer functions for use in Ethernet cable maintenance."

3Com was founded in 1979 and recently introduced its first product, the Unet communications software package for Unix, the Bell system computer operating system. It enables Unix version 7 users to build a communications network implementing the recently adopted Department of Defense IP and TCP

communication standards. Unet software is designed to communicate over a variety of physical media, from RS-232-C to Hyperchannel, and permits file transfers, electronic mail, virtual terminals, and interprocess communication. The software package is available under a licensing agreement.

Each 3Com Ethernet transceiver has standard N-series connectors for coupling to the coaxial Ethernet cable and comes with a 50-ft transceiver cable.

Prices are \$550 each for the first 10 units and \$365 each for larger orders. Further volume discounts are being made available to original-equipment manufacturers.

3Com Corp., 3000 Sand Hill Rd. No. 1, Menlo Park, Calif. 94025 [401]

20-MHz video receiver and transmitter use fiber optics

The system 8211 fiber-optic receiver and transmitter set can transmit composite color or monochromatic video signals in closed-circuit television applications as far as 2 km without equalization or repeaters.

The model 8211T transmitter uses as its optical source a gallium-aluminum-arsenide light-emitting diode. It can handle composite video input of 0.5 to 2 v peak to peak supplied from such sources as closed-circuit TV cameras and video tape recorders. The depth of modulation on the LED can be internally adjusted although it comes preset for a 1-v p-p input. The model 8211R receiver



Our special designs... for your special designs.



Special Precision Potentiometers

Our customers have discovered that Spectrol's special designs often help make their special designs superior.

If you have applications for unique potentiometers, here's why you should consult Spectrol: 25 years experience making both standard and special potentiometers... a strong applications engineering department... expertise in all technologies, wirewound, cermet, and conductive plastic... worldwide design and manufacturing facilities, backed up by UTC, one of the world's largest international companies. Let us quote your special designs - non-linear, sine-cosine, sectors, and linear position models. Let us help you meet "impossible" environmental operating conditions. Start with your local Spectrol representative, or call our applications engineering manager today.

Spectrol

SPECTROL ELECTRONICS GROUP

UNITED STATES Spectrol Electronics Corporation P.O. Box 1220, City of Industry, Calif. 91749, U.S.A. • (213) 964-6565 • TWX (910) 584-1314

UNITED KINGDOM Spectrol Reliance Ltd. Drakes Way, Swindon, Wiltshire, England • Swindon 21351 • TELEX: 44692


ITALY SP Elettronica SpA Via Carlo Pisacane 7, 20016 Pero (Milan) Italy • 35 30 241 • TELEX: 330091

GERMANY Spectrol Electronics GmbH Oberauerstrasse 15, 8000 Munich 70 West Germany • (089) 7145096 • TELEX: 52/3014

PUERTO RICO Spectrol Caribe Corporation Las Marias Industrial Park, Anasco, Puerto Rico • (809) 826-3012 • TELEX SCC PR 3452012

Circle 231 on reader service card

Leak Test Your Devices For Under \$950!



- Screen out potential failures
- Improve product reliability
- Reduce rework costs

Request
complete
literature



2040 N. Lincoln St., Burbank, CA 91504, (213) 846-9200
TLX 194811 (TTI INTL BUBK) Cable TRIOCAL

Circle 232 on reader service card

New products

converts the optical signals back into a 1-v p-p signal into a 75 Ω load, using a silicon p-i-n photodiode. The receiver's bandwidth is typically 20 Hz to 20 MHz.

The compact 6-by-3-by-1-in. units are ac-powered, and a remote power supply is included with the set. A set with a 1-km fiber-optic cable with connectors sells for \$2,595. Delivery can be from stock or may take up to six weeks.

Lightwave Communications Inc., 57 Glen Hills Rd., Meriden, Conn. 06450 [403]

Broadband antenna measures emi, rfi in 1-to-18-GHz range

The model 3115 double-ridged-guide antenna measures and radiates electromagnetic and radio-frequency-interference signals in the 1-to-18-GHz frequency range. The antenna has performance characteristics that are not usually found in a broadband antenna. Not only do two or more antennas usually cover this broad frequency range, but the 3115 offers an average gain well over 10 dB, says the manufacturer. It has been engineered to meet present and proposed military standard specifications for electromagnetic interference. The antenna sells for \$1,885 in single units. Delivery is from stock but may take up to 45 days.

The Electro-Mechanics Co., P. O. Box 1546, Austin, Texas 78767. Phone Mike Brennan at (512) 451-8273 [404]

THE FUSION SPLICER

A fusion splicer is expensive and difficult to use! Right? WRONG!! Not since the MFS-10 came along. A Compact 3' high briefcase contains everything you need for high quality splices.



- Low Cost
- Light
- Self Contained
- Fully Portable
- Precision stainless steel alignment blocks
- 50X microscope for viewing of cleave and finished splice
- Unique microscope mounting system
- Backlit Fusion Area
- Built-in simple cleaving fixture
- Sturdy compact base for minimum space requirements
- Compact Simple to use torch for fusion
- Lighting operates from AC or internal batteries
- Usable in the lab or in the field
- Available from stock

\$1,485.00 U.S. (FOB Plant)
Dealer Inquiries Invited




FOUNDATION ELECTRONIC INSTRUMENTS INC.

1794 Courtwood Cres., Ottawa, Ont. K2C 2B5 (613) 226-4000


Optical fiber has 100- μ m glass-clad core

A series of partially graded-index optical-fiber cables have a 100- μ m-diameter glass-clad core that combines the installation advantages of step-index fibers with the stability associated with all-glass graded-index fibers. The series 2260 cables carry attenuation ratings of 9 dB/km maximum at 850 nm. They use a Corning fiber with an outer diameter of 140- μ m including the cladding. The overall diameter of the cables,

DIP switches can deprogram. Berg's Mini-Jump™ can't. Our design guarantees it.



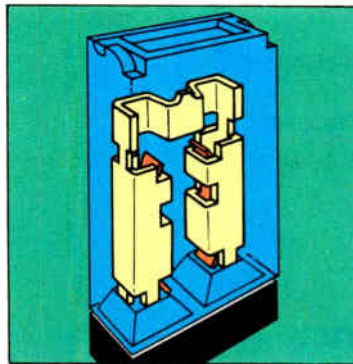
Switch on



Switch off

Far more reliability. Far less field service. Accidents, vibration — anytime you'd expect a DIP switch to fail, you can count on Mini-Jump* to stay programmed. Careless fingers can't deprogram it because there's no switch to hit. Only a deliberate action can change the circuit.

The interior spring of the "Mini-Jump" maintains a high normal contact force for reliability during vibration — even severe vibration. And, because you install the "Mini-Jump" after soldering, you avoid



Inside the "Mini-Jump", dual metal PV† contacts provide excellent electrical and mechanical performance.

contamination which can lead to corrosion.

Permits higher density packaging. The "Mini-Jump" is available in single position, stackable on 0.100", 0.125", 0.150" and 0.200" centers. Also in two positions on 0.100" centers and three and five positions on 0.150" centers.

Write for literature. The Du Pont Company, Berg Electronics Division, New Cumberland, PA 17070. Telephone (800) 223-7581. In PA call (717) 938-6711.


*Du Pont trademark for its .025" disconnect jumper.
†Du Pont trademark for its .025" dual metal female disconnect.

An electronics company.



SERIES SE3000

Lightweight, instrumentation recorders



**that both
you and your
budget can carry**

These IRIG compatible 1/4 and 1/2 inch portable instrumentation recorders are the first to offer the features and performance of 1 inch laboratory recorders that weigh and cost much more.

- 8 tachometer or tape servo controlled speeds, from 15/32 to 60 inches/second
- IRIG compatible recording up to 40 kHz FM, 300 kHz direct, and 0.5 Mbit/second HDDR
- 4, 7, 8, or 14 record/reproduce channels, plug in for any mix of FM, direct, and HDDR, fully aligned for 8 speed operation
- Built-in calibration, complete electronics-to-electronics checkout (FM and direct)
- Choice of interchangeable ac or dc power supplies

Call today. You'll be surprised how little a 55 lb, 14 channel portable instrumentation recorder can cost. Or write for our new 4 page brochure.

EMI EMI Technology Inc.
Instrumentation Division

6445 Powers Ferry Road Atlanta, GA 30339
Telephone (404) 952-8502 TWX: 810-766-2267
Toll Free Instrumentation Service: 800-243-2572

A Member of the THORN EMI Group

Sales Offices:

- Newport Beach, CA 92660
Telephone (714) 760-1955
- Reston, VA 22091
Telephone (703) 620-6056

International:

SE Labs (EMI) Ltd.
Spur Road, Feltham, Middlesex
TW14 OTD, England
Telephone 01-890-1477 Telex: 23995

New products

including an acrylate coating, is 250 μm . Numerical aperture is 0.3 and nominal bandwidth is 20 MHz-km.

The series of cables is available with 1, 2, 6, 12, or 18 fibers. The price of a single-fiber design is \$1.68 per meter in 1-to-5-km lengths. They are available from stock to four weeks.


Belden Corp., Fiber Optics Group, 2000 S. Batavia Ave., Geneva, Ill. 60134. Phone Charles Pater at (312) 232-8900 [405]

Kit forms 4-channel analog,
digital remote controller

A kit that includes a transmitter-and-receiver printed-circuit board has all the components necessary for developing a four-channel remote-control system, except the antenna and battery clips. The model AAS-1871 can control two analog and two digital channels with a pulse-code-modulation technique.

The transmitter in the kit modulates a radio-frequency carrier (also included in the kit) with a series of pulses. The modulated carrier produces a pulse train of one long pulse for synchronization, followed by two shorter pulses containing the analog information for the first two channels and then one, two, three, or four short pulses for the two digital inputs. The receiver decodes the pulses and generates appropriate analog and digital signals for the devices being controlled.

A regulator keeps the transmitter's radiated output power constant even under varying supply voltages—a useful feature when operating from a battery. Maximum output power is achieved when the transmitter is operated from a 9-v battery. The digital outputs of the receiver card can sink 100 mA—




If Non-Linear Systems' bestselling PM-349 doesn't solve your DPM problem, one of our other 1,999 models will.



Wundermeter™. Combining top performance and versatility, the PM-349 DPM and its LCD counterpart, the PM-351, work wonders in a wide range of industries, applications and configurations.

For three decades, Non-Linear Systems had designed a full range of innovative digital panel meters for OEM and replacement use. None more successful than the PM-349. A low-cost, miniature 3½-digit, 2,000 count, fixed-range, bipolar DC voltmeter. Why? Because the PM-349 and its LCD counterpart, the PM-351, work wonders in a variety of industries, applications and configurations.

PM-349. The universal link. Many OEMs harness the PM-349 with linear voltage transducers to get a digital dis-



We offer over 2,000 DPMs—AC/DC voltmeters, DIN/NEMA frequency monitors, DIN/NEMA temperature meters and digital counters.

play of parameters such as temperature, angular position and pressures. Others use it as a readout for signal conditioning circuits which translate the outputs of virtually any transducer or sensor. Working in clusters PM-349s accurately measure a host of physical qualities such as light flux, concentricity, strain, weight, sound intensity, displacement, phase angle and power.

PM-349 at a glance.

Volt Ranges	0.2,2.20,200,1000
Accuracy	±0.05% Reading ±0.05% Full scale
Update Rate	3 Readings/sec
Power	+5VDC @ 200mA
Readout	0.3" LED
Size	1 ⁵ / ₁₆ " H x 2 ¹ / ₂ " W x 3 ¹ / ₄ " D
Price	\$55.65

Workhorse in industry, manufacturing. As a monitor of electrical quantities, the PM-349 is matchless. Flexible, stackable design makes it a natural for bench-top, in-process testing. Replacement's a snap, too. The PM-349 is completely interchangeable.

If you're working with DIN/NEMA sizes, the RM-350 with LED readout, or the RM-351 with LCD readout, can deliver the same value.

Great design. Great performance. The PM-349 features modern LSI unichip construction. The result is maximum performance from fewer components. One microprocessor chip handles all A-D conversion functions in a miniature size case.

Over 1,999 other DPMs. One commitment: dependability. The same foresight that distinguishes our PM-349 is built into every other Non-Linear DPM, too. You pick the configuration that's right, we supply a peerless performer. Standard features on most models

include control signals for reading hold, polarity inhibit, display inhibit and display dimming. They offer busy/done and multiplexed BCD outputs, ratio, special scaling, overload indication and automatic zero. And accept AC or DC input, 5VDC, 12VDC, 24VDC, 115VAC or 230VAC power.

What's more, our DPMs combine a variety of other useful features. Like automatic polarity indication. So there's no need for reversing leads or a reversing switch. A clear, bright plus or minus sign shows the polarity.

Likewise, a programmable, illuminated decimal point eliminates the need for memorizing scale factors and the mental arithmetic to apply them.

We offer LED and LCD style readouts. And either terminal blocks or edge connectors are available for input and output connections in our RM series meters.

Non-Linear's DPMs are faster, easier to use and more accurate than outmoded pointer meters. What's more, our lineup of 3, 3½, 4 and 4½-digit DPMs offer an extremely wide range of choices and sensitivities.

If your needs are specialized, we offer DIN/NEMA or miniature temperature meters and event counters.

So if your problem calls for an accurate, dependable DPM, Non-Linear Systems has over 2,000 ready solutions. One to fit your need.

Get the word on us. Our full lineup of competitively-priced OEM and replacement equipment is available from top electronic distributors worldwide.

Of course, we also offer a complete range of digital multimeters, oscilloscopes, frequency meters, line frequency monitors, counters and temperature meters.

To get the product you need, contact your local distributor today.


For further technical information, or the names of your nearest distributors, contact Non-Linear Systems, Inc., 533 Stevens Ave., Solana Beach, CA 92705. Telephone (714) 755-1134. TWX 910-322-1132.



Non-Linear Systems, Inc.
Specialists in the science of staying ahead.

© 1981 Non-Linear Systems, Inc.

KEYLOCK and SWITCHES



Designer Series . . .
dedicated to the engineer
who looks for the ultimate in new
products. Beyond our attractive square
flange design we've added other improvements and
adaptations including: a variety of power contacts, multi-
position rotary switches with or without lead wires and also
reed or gold plated contact types for low level switching.

Call Customer Service today at (617) 685-4371 and ask for our
100-page catalog. Our sales people are always glad to assist you.

ALCOSWITCH®

ALCO ELECTRONIC PRODUCTS, INC. a subsidiary of Augat®
1551 Osgood St., No. Andover, MA. 01845 USA
Tel: (617) 685-4371 TWX: 710 342-0552

Circle 236 on reader service card

Galley 1, For Debbie also

TEXT TO SPEECH

The Speech Machine Converts Arbitrary English Text To Natural, Audible Speech

Many current products could be enhanced by incorporating speech. Voice opens the door to new applications possible only when machines enter the powerful realm of human language. Previous attempts at text-to-speech conversion have been not only cumbersome and costly, but unintelligible and unintelligent. We believe the Speech Machine's performance and comprehensibility meet demanding instrumentation, computing, communications, and control requirements. Low cost and ease of use make it suitable for consumer products; your ideas for bridging the gap between everyday pursuits and sophisticated computer power may now be realized.

Yahara can assist you in the design and implementation of products and systems that talk.

Evaluation units are available for \$800. Prices in quantity range below \$400. Write for full information: Yahara, Box 479 Centerville, Ma. 02632.

Circle 104 on reader service card

YAHARA

New products

enough to drive relays and small lamps. Applications include remote switching, data monitoring, temperature sensing, and motor control.

The AAS-1871 is priced at \$115 per kit in quantities of one to nine, and at \$59 for 100 or more. Delivery is from stock and may take up to six weeks.

Advanced Analog Systems Inc., 790 Lucerne Dr., Sunnyvale, Calif. 94086. Phone Robert Frosthalm at (408) 730-9786 [406]

Compact unit provides data encryption for only \$1,400

The Secre/Data BU data-encryption device comes in two compact versions for synchronous operation—a stand-alone unit that includes its own power supply and a plug-in module for mounting in a rack. The BU 102 series features automatic cipher synchronization, nonlinear coding, 200 million code settings, and can both clear and encrypt data. The unit may also be used with asynchronous data sources when employed in conjunction with asynchronous-to-synchronous converters available from the manufacturer.

The BU 102 stand-alone version is priced at \$1,400; the plug-in card version is \$1,120. A power supply for up to six modules sells for \$350, and the rack-mountable card cage for up to 12 modules is \$300.

Com/Tech Systems Inc., 505 Eighth Ave., N. Y., N. Y. 10018. Phone C. M. Mengani at (212) 594-5377 [407]

Asynchronous modem has 2- or 4-wire operation

The model 6200 limited-distance modem is for asynchronous operation over private two- and four-wire nonloaded metallic conductors at speeds of up to 19,200 b/s and distances of up to nine miles. It features internal strap selections for receiver impedance and equalization. Its six front-panel light-emitting diodes monitor key EIA RS-232-C, and CCITT V.24 interface signals. A 20-

Light-torque rotary switches make the LM-3.5A DMM as easy to operate as it is to carry.



On a benchtop or a belt, over a shoulder or in a tool kit, the LM 3.5A DMM, and its LCD counterpart, the LM-350, are ready to go when you are.

Convenience. That's the key to Non-Linear Systems' best-selling LM-3.5A. A high-performance, competitively-priced, all-purpose mini DMM. Convenience from light-torque rotary switches. So operation's a cinch. Convenience from bold, bright LEDs. For instant, accurate, numeric answers. Unlike some competitive meters, the LM-3.5A features both vertical and horizontal readings. And an optional leather carrying case with belt loops and shoulder strap assures hands-free operation.

At 9.2 oz., the LM-3.5A is portability at its best. There's more. The LM-3.5A is a 3½-digit DMM. Features 2,000 counts per range — 100% over-ranging. Result? Increased accuracy and resolution between readings of 999-2,000. It also reduces the amount of range shifting when measuring near 1,000.

Troubleshooters swear by it. Repairmen find the LM-3.5A works wonders on tvs, business machines, even cameras. Checks all quiescent AC and DC voltage values. Spots current drains. Measures the resistance of suspect components. Quickly and precisely.

Other DMMs to match your needs. The LM-3.5A is just one in a full series of 3 to 4-digit DMMs. If you need LCD convenience for measurements outdoors, we market the LM-350, among others. You don't pay for true RMS capabilities you don't need. But if you do need true RMS readings, Non-Linear Systems can oblige.

FM-7. The bantam frequency meter. Portability teams with performance in the FM-7. The smallest, 7-digit, 60-MHz, battery or AC line-operated instrument available.



Operator convenience is the key to our line of frequency and temperature meters, too. Pictured left to right, SC-5 prescaler, FM-7 frequency meter, LED format LT-3 digital temp meter, and its LCD cousin, the LT-31. Top, the MLB-1 digital logic probe.

Hobbyists, radio and tv studios, phone companies and the military all depend on the versatile FM-7. Whether the job calls for calibrating fixed, variable frequency or voltage-controlled oscillators, checking flowmeters, high-speed photocell counters, or setting the IF or heterodyne frequency in communications equipment, the FM-7 is a standout performer.

SC-5 Prescaler. Top range booster. This 512-MHz, battery or AC line-operated prescaler was developed to extend the frequency range of the FM-7 from 60 to 512 MHz. Adapts to most other frequency meters, too.

LM-3.5A at a glance.

DC Volts	1 to 1,000, 4 ranges
AC Volts	1 to 750, 4 ranges
Kilohms	1 to 10000, 5 ranges
AC/DC Current	1 mA to 1A, 4 ranges
Polarity Selection	Automatic
Readout	0.3" Red LED
Size	1.9" H x 2.7" W x 4.0" D
Weight	9.2 oz (batteries installed)
Power	3 type AA rechargeable Nicad batteries and charger
Price	\$165.85

LT-3 Digital Temp Meter. Featuring 0.1° resolution and high accuracy, the 3½-digit, 2,000 count full scale LT-3 is indispensable for home or industry. Checks everything from thermostats to appliances. Even monitors critical operations like photoprocessing and electroplating.

The LT-3 can be supplied with any of eight thermistor and RTD temp sensors to read ranges of 0-100°C, 32-199.9°F, or 0-199°C or F.

Work outdoors? Then the LT-31 (LCD format) is the ticket.

Get the word on us. We offer a full lineup of convenient, competitively-priced products. From DMMs, frequency and temp meters to miniscopes and DPMs.

For further technical information or the names of your nearest distributors, contact Non-Linear Systems Inc., 533 Stevens Ave., Solana Beach, CA 92705. Telephone (714) 755-1134. TWX 910-322-1132.



Non-Linear Systems, Inc.
Specialists in the
science of staying ahead.

© 1981 Non-Linear Systems, Inc.

MICRO-MINIATURE RELAYS FOR MAXIMUM PERFORMANCE



Maximum performance micro-miniature relays from COTO handle fast digital pulses without degradation of pulse edges. Size — $\frac{1}{3}$ smaller than a DIP, yet offering the same switching capabilities as miniature relays, plus high frequency handling.

Available in a variety of contacts and coil resistances, COTO micro-miniature relays are ideal for use in ATE devices, digital switching matrixes, computer interfacing and many other applications. Contact: Coto Corporation, 65 Pavilion Avenue, Providence, RI 02905. Tel: (401) 467-4777. TWX: 710-381-8016. In Europe contact: Rhopoint Limited, Oxted, Surrey RH8 0HG, England Tel (08833) 7988 Telex: 957094

COTO
CORPORATION

Circle 238 on reader service card

THINK SYNC

The company to think about for synchronous motors (hysteresis and reluctance) is EAD. And for the asynchronous, our induction motor line is equally performance-oriented.

You'll recognize the quality that's inherent with ball bearing construction. Sizes range from 10 to 44. In sub-fractional to $\frac{1}{2}$ hp. Most are recognized by U.L.

We're known for our ability to develop specials to meet the most demanding requirements. Call for technical help, or send for literature.



Eastern Air Devices

1 Progress Drive, Dover, New Hampshire 03820
Tel. (603) 742-3330 • TWX (510) 297-4454
EAD, Holtzer-Cabot and Janette motors



238 Circle 108 on reader service card

New products



mA teletypewriter current loop interface is also available.

The modem's diagnostic capability is provided by an analog loopback mode that verifies the system's performance and helps isolate equipment failures in the communications link.

The IDS modem is priced at \$225. International Data Sciences Inc., 7 Wellington Rd., Lincoln, R. I. 02865. Phone (401) 333-6200 [408]

High-speed modem is for minicomputer use

The Micro8000 concentrator modem is a high-speed modem that includes a built-in data concentrator and automatic retransmission of errors. It operates at speeds of 2,400, 4,800, or 9,600 b/s on standard telephone lines and permits 2, 4, 8, and 12 asynchronous data terminals to share the line error-free and with maximum efficiency, without requiring any changes to existing hardware or software. For Digital Equipment Corp., Data General, Hewlett-Packard, and other minicomputer users, the modem operates as a multi-dropped cluster-controller with built-in modem. It is suited for minicomputer users with two or more terminals in locations that are remote from the computer.

Weighing only 12 lb in an 8-channel configuration, the Micro8000 modem ranges in price from \$1,750 for a 2,400-b/s model with built-in 2-channel concentrator to \$7,100 for a 4,800-b/s model with built-in 16-channel concentrator. Quantity and original-equipment-manufacturer discounts are available. Delivery is 60 days after receipt of order.

Micom Systems Inc., 9551 Irondale Ave., Chatsworth, Calif. 91311. Phone (213) 882-6890 [409]

Electronics / March 24, 1981

TOUGH

Bendix Tri-Start

With the hustle and muscle
to handle MIL-C-38999
And then some!

Bendix-designed and DOD-preferred, our high performance Series III Tri-Start connector meets the challenges of new technology. Challenges that depend on Tri-Start's ability to:

- withstand vibration (60G peak at temperatures up to 200°C)
- suppress electrolytic erosion
- provide superior EMI shielding
- resist corrosion (by withstanding 500-hour salt spray)

A new breed in connector capability, the general duty MIL-C-38999 Series III Tri-Start eliminates lock-wiring, couples in a 360° turn of the coupling nut, and intermounts with standard MS connectors. Tough and dependable, Bendix Tri-Start is available in a variety of shell styles and service classes, including class K firewall.

Insert arrangements cover contact sizes 12 through 22D.

For complete information, call 607-563-5323 or write The Bendix Corporation, Electrical Components Division, Sidney, N.Y. 13838.

We speak connectors.

Bendix

Rockwell. Your

The Rockwell 4s


There's more than one way to skin a microprocessor spec. Examples? Rockwell has moved customers targeting at 16s to 8s and others from 8s to 4s to save costs. Just as often customers have been shown how a more powerful device was the better fit for performance reasons.

Fact is, since we make all three families (4s, 8s and 16s) we can truly optimize cost/performance tradeoffs. All because we think systems not devices. When you need systems solutions, call Rockwell.

This single-chip micro-computer family is so efficient, it's more akin to 8s than other 4s. Ninety percent of PPS 4/1 instructions are executed in a single byte. That makes PPS 4/1 memory and control operations a quick fit for micro-controllers where there's a man/machine interface: appliances, thermostats, telephones, sequencer timers and more.

The Rockwell 8s

R6500 microprocessors, support devices and R6500/1 single-chip microcomputers are the throughput champions. Most instructions execute in as little as 1 microsecond. Which should you use in your high throughput application? Rockwell will help you optimize a multi-chip R6500 system or put together a single chip R6500/1 design. They use the same software so you can't lose.



PPS 4/1

R6500

systems source.

The Rockwell 16s

When you need the muscle and sophistication of 16-bit machines, Rockwell has the system components that open up a world of options. R68000 microprocessor peripheral devices give you strong support in implementing the 16-bit CPUs. And there's a dozen 8-bit support units. Compare that to any other 16-bit menu.

Memories

Rockwell supports the microprocessor families with a full spectrum of compatible memory devices: Byte-wide static RAMs, ROMs, and devices with onboard timers and I/O to help reduce chip count in complex systems.

Rockwell. Your systems source.

Our SYSTEM 65 Development System and AIM 65 microcomputer are another reason to call Rockwell. Far and away, they're the lowest cost, fully-functioned development tools in the industry.


Get the facts about Rockwell International. For more information call (800) 854-8099, (in California 800 422-4230.)

Rockwell International,
Electronics Devices
Division, P.O. Box 3669,
Anaheim, California 92803



**Rockwell
International**

where science gets down to business



Circle 241 on reader service card



The future belongs to those who explore it farthest.

The future is there for the taking, if you take action for it now.

Your company must find better ways to do what you're doing today to assure its survival. And you must find the best ways to do things tomorrow to assure its success.

With the aid of CAD/CAM, computer-aided design and manufacturing,

all manner of ways to advance your company are made possible.

Ways that will improve quality. Cut costs. Eliminate errors. Speed throughput. Boost productivity.

That's why the leading semiconductor manufacturers are using Calma computer-aided design systems. We're helping them



make significant advances in integrated circuit technology, because we make the most advanced computer-aided design systems available today.

And we're committed to making even better computer-aided design systems for the future.

As a Computer Group Company of United Telecommunications, Inc., we're the

supplier with the strength and resources to do it.

United Telecom's multi-billion dollar assets assure the continuing growth, advances in technology, and customer service and support that you need now, and must have tomorrow.

The future is there for the making. We'll help you make it yours.



A United Telecom Computer Group Company

For more information or an 11 x 14 print of this Pete Turner photograph, write or call us at 5155 Old Ironside Drive, Santa Clara, CA 95050. (408) 727-0121.

World Radio History

Circle 243 on reader service card

Our new B-900 helps keep the DP department ahead of a growing demand for printout. It's the fastest member of our reliable B Series family of band printers.

Like the B-300 and B-600 models, it has Dataproducts' patented Mark V hammer system at its very heart. The system is virtually friction-free. The result is a remarkable level of reliability.

That reliability is proven, too. With over 16,000 units in the field, our B Series printers have become the industry standard for excellence. **Fast and easy.**

The B-900 was designed for high performance, printing up to 1100 lpm with a 48 character set. It prints out 900 lpm with 64 characters and 670 lpm with a 96 character set.

All the B Series were designed with

the operator in mind. The long lasting ribbon cartridges are easy to load. The bands can be changed in less than a minute. Sophisticated self diagnostics let the operator identify problems and often correct them without a service call.

The quiet type.

With fully sound-insulated cabinets, the printers operate at only 60 dbA— even less than the noise level of a

With Dataproducts' B-900 Band Printer, every department gets what's coming to it.



GREAT MOMENTS



typewriter. These cabinets are available on the B-300 and B-600, standard on the B-900.

A name you can trust.

Dataproducts is the world's largest independent printer manufacturer. For 19 years, we've built printers for the biggest OEMs in the business, putting their names on our machines. These customers make sure our printers live up to some pretty tough standards.

Now our B Series band printers are available with our name on them. Or with your name.

We're here to help.

We have distributors and sales representatives throughout the world.

We'd love to show you how our printers can improve your systems.

Call for more information. Or write our Marketing Department at 6200 Canoga Avenue, Woodland Hills, CA 91365. Telephone: (213) 887-8451.

Toll Free—Calif.,
(800) 272-3900 ext. 201

Rest of U.S.,
(800) 423-2915 ext. 201

European Marketing
Headquarters:
Ascot, England,
990-23377,
telex: 849426



Circle 245 on reader service card



TS IN PRINTING

Microcomputers & systems

N-MOS 8048L draws 25 mA

Low-power chip made with short-channel n-MOS process costs less than C-MOS 8048s

National Semiconductor Corp. has boasted that its INS8048 series of single-chip 8-bit microcomputers consumes the least power of the many n-channel MOS versions available. Soon they will be dislodged from that position by a new low-power family of 8048 microcomputers from the same firm.

The new family includes the 8048L with 1-K byte of masked read-only memory and 64 bytes of random-access data memory on board; the 8049L with 2-K bytes of masked ROM and 128 bytes of on-chip RAM; as well as National's proprietary 8050L, with four times the program and data memory of the industry-standard 8048 [*Electronics*, Oct. 9, p. 194]. Members of the family without ROM—the 8035L, 8039L, and 8040L—will be available.

Previously, National's 8048 series consumed about half the power of competitive single-chip n-MOS offerings. The total supply currents for the 8048 and 8049 are 65 and 70 mA maximum, respectively, while competitive devices from Intel Corp., for example, are specified at maximums


of 135 and 170 mA, respectively.

However, thanks to the capabilities of National's short-channel X-MOS process and improvements in circuit design, "the new 8048L devices consume approximately one third to 40% less power," states Tom Dugan, the firm's product marketing manager for single-chip microcomputers. For example, the new 8048L and 8049L are rated at a maximum power supply current of 40 and 45 mA, respectively (25 and 30 mA, typically). Similarly, the 8050L's maximum supply current of 50 mA is a one-third reduction from the 75 mA maximum current of the 8050.

National claims the 8048L will dissipate only 200 mW at 6 MHz, whereas the 8049L and 8050L will consume a maximum 225 and 250 mW, respectively, at that speed. The reduction in chip temperature within the package will also mean longer life for the chips, Dugan claims.

Admittedly, the maximum power-supply current offered in the 8048L series is not as low as the 10 mA expected of new 80C48 complementary-MOS versions of the industry-standard single-chip 8-bit microcomputer, soon to be available from suppliers such as Intel, Intersil, Nippon Electric, and even National. However, "C-MOS versions of n-MOS devices typically end up two to three times as expensive and start out even higher in price," states Dugan.

The very small chip sizes produced by the X-MOS process reflect in the high manufacturing yields of the 8048L family. Thus the new devices are expected to be available



in large quantities at no more than a 10% to 20% premium over the older devices, which will continue to be available. At present, in lots of 10,000 pieces, National's version of the 8048 sells for \$4.50 to \$5 each, its 8049 for \$5.50 to \$6.50 each, and the 8050 for about \$14. Delivery of members in the 8048L family is in 30 to 60 days after receipt of order. They are housed in 40-pin dual in-line packages.

For expansion of input/output on the 8048L series, National is introducing the 8243 I/O expander, a 24-pin device with 16 I/O lines that attaches to one of the ports on the single-chip microcomputers. To further reduce power in the system, National is advocating its COP498 low-power C-MOS RAM timer. When used with the 8048L, the timer can provide a "wake-up" signal to turn the microcomputer off and on. The COP498 dissipates a mere 50 mW.

National Semiconductor Corp., 2900 Semiconductor Dr., Santa Clara, Calif. 95051
Phone (408) 737-5000 [371]

Speech chip carries UART

Synthesis module can be operated by relay or switch without a microprocessor

Security, fire-alarm, car-park and other low-volume industrial systems, are the applications a new British

company foresees for its first product, a speech-synthesizer module. Working with Stynetic Systems Inc. of Long Island, N. Y., it is introducing a low-cost printed-circuit module that connects to a customer's hardware through reed-relay or other switch contacts, a telephone line, or an 8-bit data bus [*Electronics*, March 10, p. 67].

The TDS910, built around a 40-pin large-scale integrated speech circuit of the company's design, comes programmed with the spoken num-

bers 0 to 9 as well as "point" and other key words. For example, it could say "four point eight two nine volts." To the standard vocabulary, encoded in an 8-K erasable programmable read-only memory, can be added a vocabulary of the customer's choosing: typically up to 70 words of reasonable speech quality can be stored on a standard board using the two ROM sockets provided, and a total of 255 words can be called up from external ROM boards.

The TDS910 board also carries an

The quickest distortion measurements for the most critical applications.

The AA 501 Distortion Analyzer and SG 505 Oscillator measure harmonic distortion, level, and intermodulation distortion. Automatically.

This pair of TM 500 Plug-ins makes distortion measurement truly automatic to save you both time and money. For production testing, the AA 501's automatic speed provides substantial labor reduction with no loss in accuracy. Together, the AA 501 and SG 505 have the lowest harmonic distortion plus noise (THD+N) rating in the entire industry: 0.0025%.

The SG 505 Oscillator outputs a sine wave with the lowest residual distortion on today's market (.0008%). The AA 501 Distortion Analyzer uses digital processing to lock in on test signals, set levels and adjust the notch filter for nulling. All measurements, including dB levels are precalculated and then displayed on an LED readout.



In addition to level and harmonic distortion measurements, the AA 501 measures intermodulation distortion to three standards: SMPTE, DIN and CCIF difference tone. Automatically selected.

The AA 501 and SG 505 are both TM 500 Plug-ins that can be installed in any of five main-frames, including rackmount, bench and portable. They can also be separated and still used as a team, even though miles apart. Or configured with over 40 other TM 500 Plug-ins currently available.


To find out more about the AA 501 Distortion Analyzer and SG 505 Oscillator, contact:

U.S.A., Asia, Australia, Central & South America, Japan Tektronix, Inc., P.O. Box 1700, Beaverton, OR 97075, Phone: 800/547-1512, Oregon only 800/644-9051, Telex: 910-467-8708, Cable: TEKTRONIX
 Europe, Africa, Middle East Tektronix International, Inc., European Marketing Centre, Postbox 327, 1180 AV Amstelveen, The Netherlands, Telex: 18312
 Canada Tektronix Canada Inc., P.O. Box 6500, Barrie, Ontario L4M 4V3, Phone: 705/737-2700

Tektronix
 COMMITTED TO EXCELLENCE



New products



amplifier with enough power-handling capability to drive a small loudspeaker directly, working from a single power-supply line. There is also a matrix to which components like an on-card power supply can easily be added.

The board gives a customer hands-on experience with speech synthesis. Triangle Digital Services Ltd. will tailor it to a customer's system by encoding his or her chosen vocabulary. The quality of speech, which is somewhat machinelike, can be adjusted according to the data rate chosen, and particularly difficult words can be encoded at a higher data rate. Typically a 25-word vocabulary fits into a 32-K ROM.

"We can provide a turnaround time of one week, plus a further two weeks for each 10 words to be analyzed," Triangle's Peter Rush claims. He says that one reason behind this fast service is a method of speech encoding that reduces the computational task to one that can be handled by a 16-bit microprocessor—in this case a General Instrument Corp. CP 1600.

Rush was formerly a marketing engineer at General Instrument's London office; Jeff Stein, founder of Stynetics, designed the CP 1600, one of the industry's first 16-bit microprocessors. Rush points out that there is no connection between his and General Instrument's synthesizer modules. "I got the idea for my synthesizer while working on ways of generating sounds for electronic toys and games," he remarks. Since establishing Triangle Digital Services, he has been busy implementing these ideas in silicon, personally designing and laying out the chip in order to retain commercial confidentiality. For the same reason he will

not enlarge on his speech synthesis techniques apart from explaining that the resulting coding density is somewhere between that employed by Texas Instruments and National Semiconductor in their modules.

By applying solder bridges to selected input pins, the speech chip can be made to operate in one of three input modes. At the most rudimentary level, sentences, phrases, or words can be triggered by closure of 1 of 16 relay contacts or switches. The feature could be useful in a fire alarm or on a lathe to warn that a limit stop had been reached. But with this approach its vocabulary is limited to 16 phrases or words.

The TDS910 can easily be controlled over a telephone line or any two-wire connection, since a universal asynchronous receiver-transmitter that will accept ASCII data at 300 or 1,200 b/s is integrated on the synthesizer chip. With this mode of operation, up to 96 utterances can be triggered electronically, or—by disabling the parity-bit check feature—a full range of 255 utterances. The technique could be used in remote data-gathering equipment or public-address systems. More conventionally, the board can accept an 8-bit parallel input with full handshake facilities when controlled by a microprocessor.

Concatenates. The vocabulary can be accessed at the sentence, word, or phoneme level, says Rush, giving the user great freedom in constructing his speech output. "It's like peeling the layers off an onion," he remarks. Two types of data are stored in ROM: the constituent utterances, be they phonemes, words, or even phrases, plus the utterance-assembly information. A ROM's vocabulary might include "five," "fif," "for," "ty," and "two." The utterance-assembly data can ensure that both "five fifty five" and "two forty five" are each triggered by a single code or switch closure. No external microprocessor is required to achieve these concatenations.

Though the TDS910 synthesizer board can be used for very small production runs, Rush thinks users will prefer to buy the chip set for

production runs of 100 or more. In these volumes the synthesizer chip costs \$76 and the ROM encoded with standard numbers costs \$48. There is also a tooling charge of \$214 per word to be amortized over the production run. "In a typical 100-up run," says Rush, "a chip set comprising the synthesizer and 32-K ROM encoded with a 25-word vocabulary would cost in the region of \$122." At these prices, he reckons, speech synthesis can now be considered for lower-volume industrial applications.

The one-piece price of the board is around \$330, plus \$70 for the standard ROM encoded with numbers and key words.

Stynetic Systems Inc., Flowerfield Buildings 1, Saint James, N. Y. 11780 [372]
Triangle Digital Services Ltd., 23 Campus Rd., London E17 8PG, England [379]

46-K-byte bubble memory operates on S-100 bus

A magnetic-bubble memory system claimed the first to be compatible with the S-100 bus gives mass storage where rotating floppy- or hard-disk drives are not satisfactory, as in industrial environments. The system consists of two boards: a single printed-circuit controller module (the MBC-100 Bubbl-Board) and one or more bubble memory modules (the MBB-100 Bubbl-Pac). Since all the modules have the standard S-100 dimensions, they can plug directly into any S-100 system or be housed in an external chassis.

The controller contains its own 8-bit microprocessor and can control up to 16 MBB-100 Bubbl-Pacs. The microprocessor handles the bubble device's formatting, error checking, and control and also interfaces the complete system with the S-100 bus. The MBC-100 Bubbl-Board controller is also fully compatible with the popular CP/M operating system; a CP/M type of software driver comes with it. Each MBB-100 Bubbl-Pac contains 46-K bytes of mass-storage capability. It can access data in less than 4 ms on the average, 7.27 ms



Hughes Breaks Through The Ordinary

HUGHES

HUGHES AIRCRAFT COMPANY

Solid State Products

500 Superior Avenue
Newport Beach, CA 92663
(800) 854-3515 or
(714) 759-2942
TWX: 910-596-1374

In Europe

Hughes Microelectronics Ltd.

Clive House
12-18 Queens Road
Weybridge, Surrey KT 139XD
England
Telephone: 932-47262
Telex: 929727

Hughes technology leads the way, with innovations that make your products more economical and more reliable with the low power characteristics of CMOS.

- The first CMOS Electrically Erasable PROM. They offer outstanding non-volatile features including 10-year non-volatile data retention over the full military temperature range.
- The 1800 CMOS Microprocessor Family with an extensive complement of memory and I/O devices as well as system support hardware and software.
- High density CMOS masked ROM's that are available with microprocessor family compatibility in addition to industry standard pin-outs.
- The most complete range of CMOS LCD drivers for all of your liquid crystal interface needs from direct drive to multiplexed matrix displays.

- CMOS custom capability in metal gate or our proprietary high density HCMOS Si gate technology that offers new dimensions in speed/power performance.

Add to this the established reputation of Hughes in the field of high-technology electronics.

These are some of the reasons you should look to Hughes... a leader in CMOS technology.

See us at Electro 81 Booths 1056 and 1058

Circle 112 on reader service card

Interdesign is a Ferranti Company.

Circle 251 on reader service card




New products

maximum, and it can transfer data at a rate of 88 kb/s. The entire system is powered by a 25 W to 200 W

Unless it's from



TECKNIT,
it's not
really a
ZEBRA
elastomeric
connector.



The Day of the ZEBRA® elastomeric connector is here and the reasons are clear. Only the ZEBRA elastomeric connector provides a simple, cost effective connection between the contact pads of printed circuit boards and liquid crystal displays (LCD's).

The ZEBRA elastomeric connector is constructed of alternating layers of conductive and nonconductive silicone rubber, permitting high density interface connections as close as 0.010" centerline-to-centerline. You also get nonabrasive contacts and superior shock and vibration protection. The seal is gas-tight making it resistant to humid and harsh environments.


The Day of the ZEBRA elastomeric connector means convenience during manufacturing and assembly through its ease of installation and reduction in breakage. Applications are almost endless — clocks, calculators, home appliances, test instruments and auto engine read-outs, to name just a few.

For more information on the Day of the ZEBRA elastomeric connector, write TECKNIT, Inc., 129 Dermody Street, Cranford, New Jersey 07016. Phone (201) 272-5500, TWX (710) 996-5951, TELEX 685-3079:TCNT.



TECKNIT®

• REGISTERED TRADEMARK OF TECKNIT, INC.



This high precision scope can help you see things you've never seen before.

You'll see things you're looking for, and better yet, things you never suspected, because never before has an oscilloscope had such high resolution and accuracy.

Nicolet oscilloscopes have more than ten times the resolution and accuracy of almost all other digital scopes, lots more memory (including internal disk memory for completely non-volatile records), and better displays, both XY and YT.

You don't have to be a computer operator to use them. They're convenient, yet versatile. They're also well proven. Thousands are in effective use today, with new orders setting records every month.



For more information on how the Nicolet 2090 series can help you get more out of your research, simply circle the reader service card or call 608/271-3333.

Or write: Nicolet Instrument Corporation, 5225 Verona Road, Madison, Wisconsin 53711.

NICOLET INSTRUMENT CORPORATION
OSCILLOSCOPE DIVISION


Sales and Service Offices Worldwide

Nicolet Oscilloscopes


Circle 253 on reader service card

Engineers and other Aerospace Professionals


Are You Tomorrow-minded...




...about America's defense capability, today and tomorrow?




...about space achievements and their importance to tomorrow's science and industry?



...about the environment and lifestyle you choose for all your family's tomorrows?



...about your career progress in tomorrow's technologies?



If you're tomorrow-minded, you've given a lot of thought to these critical elements of your future. Martin Marietta Aerospace is where you can apply your own unique vision to enhance our capabilities and satisfy your ambitions.

At Martin Marietta Aerospace, keen, innovative minds deal with the forerunners of 21st century technology. Projects in such areas as Command and Information Systems, Copperhead, TADS/PNVS, Solar Energy, Space Satellites and Space Launch Systems place Martin Marietta at the leading edge.

Denver, Colorado-Orlando, Florida-Vandenberg AFB, California-New Orleans, Louisiana are a few of our key locations. Each has its own attractive qualities. Each offers its own professional opportunities with those special challenges and benefits unique to Martin Marietta. If you're tomorrow-minded, talk to Martin Marietta Aerospace today! Send us your resume or contact:

In Denver: P.O. Box 179, Mail#D-6310, Denver, CO 80201
At Vandenberg AFB, Box 1681, Vandenberg AFB, CA 93437
In New Orleans: Michoud Assembly Facility, Box 29304, New Orleans, LA 70189
In Orlando: P.O. Box 5837-MP#9, Orlando, FL 32855

We are an equal opportunity employer, m/f/h.

MARTIN MARIETTA

The Remarkable Intelligent Display™



It's the ideal readout for interactive systems



Want a sure way to label your "smart" system as a product of the 80's?

Give it the ability to communicate, not in lights, but in operator language.

You don't need an expensive CRT. For short alphanumeric messages, an Intelligent Display from Litronix will do the job with a minimum of circuit design.

The Intelligent Display is a 4-character, 17-segment alphanumeric module that interfaces just like a RAM and can be stacked to any length. It has a CMOS chip that includes an ASCII decoder, multiplexer, memory and LED driver. Litronix also offers a pre-engineered Intelligent Display Assembly™ with either 16 or 32 characters.

A new generation of systems that communicate interactively

Intelligent Displays are now being designed into a broad range of "smart" industrial and consumer products.

They include portable data entry equipment. Point of

sale systems. Business phones. Banking terminals. Security systems. And automatic test instruments.

A parking lot system in Europe actually tells drivers which number stall to take and whether the lot is full.

And don't forget personal computers.

If you are designing or updating products to take advantage of today's microprocessor technology, doesn't it make sense to take it one step further...and give your products the ability to communicate?

With a Litronix Intelligent Display it couldn't be easier.

For information contact Litronix, 19000 Homestead Road, Cupertino, CA 95014. (408) 257-7910.


Part Number	Character Height	Horizontal Row Spacing	Vertical Row Spacing	Viewing Angle	Character Positions	Character Segments
DL-1414	.112"	.175"	800"	± 40°	4	17
DL-1416	.160"	.250"	1 200"	± 25°	4	16
DL-2416	.160"	.250"	800"	± 50°	4	17

IDA-2416-16, Intelligent Display Assembly, 16 characters
IDA-2416-32, Intelligent Display Assembly, 32 characters

U.S. Distributors: Advent, Almac-Stroum, Arrow, Component Specialties, Gerber, Hamilton Avnet, Harvey, Kirkman, Lionex, Marshall, Moltronics, Pioneer-Standard, Summit and Zeus. Canadian Distributors: C.M. Peterson, Electro Sonic, Future, Hamilton Avnet and L.A. Varah.

litronix A Siemens Company
World Radio History

Circle 255 on reader service card



AILTECH high-quality, high-power Broadband Linear Amplifiers.

Frequency range 10 kHz to 1 GHz in 4 bands, 8 models available

- ALC signal provided.
- Dual directional true wattmeter reads true forward and reflected power.
- Up to 50 watts output power.
- All Solid State.
- Positive no-load protection.
- True linearity (ask for a side-by-side comparison before you buy).

Applications: Wattmeter calibration, EMI susceptibility testing, high power testing of transistors, amplifiers, components, NMR systems.

AILTECH RF Power Signal Sources



- 10 kHz to 2.5 GHz
- Plug-in versatility
- Up to 50 Watts output
- AM/FM options

Modules for OEM applications.




Broadband amplifier modules tailored to customer requirements are supplied for OEM applications at considerable cost savings. They are packaged in RFI proof modules and operate from a standard 28 volt power supply. For further information on AILTECH products, contact Eaton Corporation, Electronic Instrumentation Division, 19535 East Walnut Drive, City of Industry, CA 91748. Telephone (213) 965-4911

EATON
Advanced
Electronics

TOUGH



TOUGHER!



SECS 80: A complete family of systems designed around EMM's ruggedized versions of Intel's Single Board Computers

Meets MIL Specs. Flexible, Too

The mighty tiger is tough. But our SECS 80 is tougher, meeting MIL-E-5400, 4158, 16400... and more. Flexible too, with a complete family of ruggedized versions of Intel's famed iSBC* 80/10 and iSBC 86/05 single board computers, designed around the 8080 and 8086 micro-processors.

Complete, Versatile Systems

These are complete systems, backed by a multitude of support modules — RAMs, ROMs, EPROMs, Digital Tape Recorder and Controller, 1553 and Multibus interface, analog and digital I/O, just to name a few. Software compatible, too, including the new iRMX* 88 Multitasking Executive and the iRMX 86 Multitasking Operating System.

*Trademark of Intel Corporation

Save Costly Design Time

With all of these system components available and field proven, there's absolutely no need for you to invest hundreds of thousands of dollars to re-design a commercial computer to withstand hostile environments. We've already done it for you! And we do mean field proven. SECS 80 is currently being used in a variety of airborne, shipboard, and ground systems, as well as industrial applications involving tough environments.

ATR Compatible

SECS 80 modules are mounted on 9-inch by 6-inch shock and vibration resistant boards. A 1/2-ATR chassis can hold up to six boards.

There's lots more to the story, so phone or write EMM today for complete information and specifications.



Severe Environment Systems Company
A Subsidiary of Electronic Memories & Magnetics Corporation
P.O. Box 668 • Chatsworth, CA 91311
Telephone: (213) 998-9090 • TELEX: 69-1404



COMPUTER PRODUCTS FOR SEVERE ENVIRONMENTS

Computers & peripherals

Multiplexer plugs into LSI-11's Q-bus

Eight-channel RS-232-C unit uses bit-slice microsequencer, fits on one quad-sized board

Tapping more of the market for communications products for Digital Equipment Corp. hardware, MDB Systems Inc. is introducing on a single quad-sized board an eight-channel (RS-232-C) multiplexer that plugs into the Q-bus of an LSI-11. Designated the MLSI-DZ11A, it replaces two four-channel DEC boards and thus saves a slot in the backplane. Software compatibility with DEC's DZ11 multiplexer for the PDP-11 gives LSI-11/23 users the ability to use programs written for the DEC multiplexer.

MDB introduced last year a similar product—the DZ11AC, a hex-sized board for the PDP-11 [*Electronics*, July 31, 1980, p. 130]. Transferring similar functions to the quad-sized board and maintaining Unibus compatibility required two design itera-

tions. The compact unit was made possible by using a bipolar bit-slice microsequencer made up of 2900-family devices from Advanced Micro Devices. A 2910 and a 2901 control the board and handle the firmware.

The multiplexer allows character length to be programmed to 5, 6, 7, or 8 bits and data-transfer rates to be programmed from 50 b/s up to 19.2 kb/s. Start-stop bits and parity are also programmable. A four-level interrupt scheme assures software compatibility. Translation circuitry is mounted on a distribution panel that is connected to the board by a 50-lead ribbon cable.

Three of the four members of the MLSI-DZ11 family include this distribution panel. The MLSI-DZ11AC, a quad-sized board, can program its eight channels to either RS-232-C or 20-mA current-loop formats in any configuration and is priced the same as the RS-232-C-only model A—at \$1,750 in single units.

The two-board model E communicates with 16 terminals through one panel and costs \$2,800. The \$1,350 model B, the multiplexer without a distribution panel, is designed to upgrade one of the 8-channel family members to 16 channels, and it uses the panel already in place.

Quantity discounts are available; delivery is in 60 days.

MDB Systems Inc., 1995 North Batavia St., Orange, Calif. 92665 [361]

Cartridge tape system has editing function

The Kennedy model 6450 cartridge tape system, using a 6,400-b/in., 30-in./s cartridge drive, can edit prerecorded data without disturbing adjacent blocks. The editing function is derived from the firmware and control circuits on the 6450's microprocessor-based embedded formatter. The formatter has a common interface bus that allows the user to design an inexpensive controller capable of handling both the 6450 and an 8-in. Winchester disk. The system has on-line self-testing, off-line test routines, signature analysis that permits troubleshooting, and a mean time to repair of less than 30 minutes. The same tape may be edited 6 to 10 times before a new cartridge must be recorded.


The tape system has an unformatted capacity of 23 megabytes with a 600-ft cartridge, 17.3 megabytes with a 450-ft cartridge, and 11.5 megabytes with a 300-ft cartridge. The drive and formatter require +5 v dc at 5 A and +24 v dc at 1 A.

In 100-unit quantities, the 6450 is priced at \$1,520 each. Delivery is 45 to 60 days after receipt of order.

Kennedy Co., 1600 Shamrock Ave., Monrovia, Calif. 91016. Phone (213) 357-8831 [363]

Intelligent memory system is partner to host computer

Designed to relieve a host computer of numerous tasks related to diagnostics and the control of memory, errors, and power supplies is the iQX intelligent memory system, part of Intel's series 90 family. According to the company, the iQX is the first standard general-purpose memory system that features built-in intelligence, memory-fault tolerance, ad-



A GOOD FUTURE WITH A GREAT VIEW.

That's more than just another bold recruitment statement. At United Technologies Microelectronics Center it's a way of life. We are a new kind of semiconductor company comprised of dedicated professionals working to fulfill the promise of technology. Our goal is to develop a turn-key custom VLSI capability using the latest CMOS technology and CAD concepts. Our initial target is gate arrays utilizing:

- *A CAD system from symbolic logic entry to wafer customization.*
- *High performance CMOS technology.*

- *Automated testing and testability.*
- *High pin count package development.*
- *All back-end assembly and manufacturing operations.*

We are willing to offer you a challenging environment and career development along with the beauty and active lifestyle of Colorado. In fact, that is our common bond . . . high technology and a great lifestyle. If you feel your talents and interests are synergistic with our needs, we would like to hear from you. Send your resume in confidence to:

*Mr. R. L. Massie
United Technologies
Microelectronics Center
4525 Northpark Drive
Colorado Springs, Colorado 80907*

We are an equal opportunity employer.



**UNITED
TECHNOLOGIES
MICROELECTRONICS
CENTER**

New products


vanced diagnostics for the controller and memory modules, and off-the-shelf solutions for maintaining quality service. The error-correcting circuitry corrects single-bit errors and detects double-bit errors. The 90/iQX's built-in diagnostic software is executed by its iAPX 86 processor without burdening the host computer. Service personnel can communicate with the iQX by using an optional hand-held alphanumeric terminal. A remote diagnostic station is also optionally available to system users who wish to have remote diagnostic service.

Configurations for the memory system are a vertical-mounting module housing up to 16 memory modules and a horizontal-mounting version for up to 4 modules. A typical fully tested system, with chassis, power supply, service communicator terminal, and a 1,024-K-by-64-bit configuration sells for \$142,770, or \$17,850 per megabyte. The remote diagnostic system is sold in a system-kit package for \$16,590; a software-only package is \$5,600. First shipments will begin next month.

Intel Corp., 1302 N. Mathilda Ave., Sunnyvale, Calif. 94086. Phone (408) 734-8102 [364]

Dot-matrix impact printer sells for under \$450

Selling at a low price of under \$450, the Epson MX-70 dot-matrix impact printer features a disposable print head with a life expectancy of



between 50 million and 100 million characters. A new print head can be purchased for less than \$30 and installed in less than a minute. It also features Grafrax II, a 60-dot/in. function that makes the bit-image graphics free from jitter, wander, and walk.

The MX-70 prints in one direction on a five-by-seven-dot matrix at 80 characters/s and offers a choice of 40- (double-width characters) or 80-column printing. It has programmable line-feed and form lengths, a self-test mode, and an adjustable tractor feed.

Epson America Inc., 23844 Hawthorne Blvd., Torrance, Calif. 90505. Phone (213) 378-2220 [365]

Winchester disk system has 10- or 20-M-byte storage

The 9800R is a ruggedized Winchester disk system designed to be used in seismic data gathering, process control, and military vehicles.

The 9800R has a shock-mounted



8-in. Winchester disk, power supply, embedded Z80-based controller, and a minicomputer interface and cabling. Tested to meet MIL-STD-810C standards, the system is available with either 10 or 20 megabytes of unformatted storage. It can be operated by installing the appropriate interface board, supplied by the company, into a computer and then attaching the 9800R. The disk system features a self-locking movable-head cartridge that gives added security during transport, a patented brushless dc drive motor, a closed-loop servo and air filtration system, and a linear voice-coil actuator. It

has a mean time between failures of 10,000 hours and a mean time to repair of 30 minutes.

The 9800R, with minicomputer interface and 10 megabytes of storage, sells for \$9,000. Dataflux offers a one-year warranty on all parts and labor. Delivery is 45 days after receipt of order.

Dataflux Corp., 1050 Stewart Dr., Sunnyvale, Calif. 94086. Phone (408) 732-7070 [366]

Intelligent terminal comes in parts for OEM assembly

The ergonomically designed series 8000 intelligent terminal allows the original-equipment manufacturer to custom-build his own terminal system. The terminal consists of separate modules for either a 12- or 15-in. cathode-ray tube, typewriter or keypunch keyboards, and logic that can be switched for a wide range of performances. The 12- or 15-in. CRT has a monitor and power supply with the necessary power levels for the CRT and the logic. The detached keyboards are microprocessor-controlled and prevent n-key rollover. The logic box, 18½ in. wide by 14 in. deep by 2¾ in. high, accommodates up to three snap-in printed-circuit boards for a total of 300 in.² of logic.

The 8000 is configured with 16, 32, or 64 K of random-access memory, and 4, 6, 8, 12, or 16 K of read-only memory or programmable ROM. A 2-K test chip is standard. Communications may be asynchronous or synchronous at up to 19.2 kb/s. Each terminal comes with two RS-232 ports or, optionally, one RS-232 port and one current loop.

The logic box with standard pc board consisting of microprocessor, 16-K RAM, 8-K ROM, RS-232 ports, and communications controller is priced at \$826 each in 100-unit quantities. The 12- and 15-in. CRTs are \$488 and \$777, respectively, in quantities of 100. The standard typewriter-style keyboards are \$266, also in lots of 100. Shipments will begin in July.

Zentec Corp., 2400 Walsh Ave., Santa Clara, Calif. 95050. Phone (408) 727-7662 [367]

MDB makes synchronous communications interfaces for Q-Bus* and Unibus* that handle both bit and byte protocols.

Imagine what else we can do!

DUP-11* compatibility — plus! Now it's yours for Q-Bus as well as Unibus with the MLSI-DUPV-11 and MDB DUP-11 synchronous, single line communications interfaces.

In addition to providing functional equivalency and software compatibility with DEC, the quad size MDB DUP-11 and MLSI-DUPV-11 interfaces will accommodate BI-Sync and DDCMP in byte-control and SDLC, ADCCP and HDLC bit-oriented protocols, with programmable character lengths of one to eight bits for BOP and five to eight for BCP. This is performance flexibility never possible before. In addition, the MDB DUP boards feature complete error control including CRC-CCITT preset to 0's or 1's, CRC-16 preset to 0's or VRC odd or even. For Q-Bus users this hardware error checking saves a lot of computer time and memory over the software checking of other systems.

But that's not all MDB can do. If you need line printer controllers for your DEC, Data General, IBM Series/1, Perkin-Elmer or Hewlett-Packard computer, we've got them for more than 100 computer/printer combinations. We

don't just make plain PROM modules — we have modules that let you program EPROM on the board and we have interprocessor links which will maintain high speeds over distances to 3,000 feet. MDB's new multiplexors let you mix up to eight lines of EIA and/or current loop, and our foundation modules require only one card slot.

All MDB interface products are warranted for one year, most can be delivered in 30 days or less and all are available under GSA Contract #GS-00C-02423.

Now, what can we do for you?

*Trademark Digital Equipment Corp.

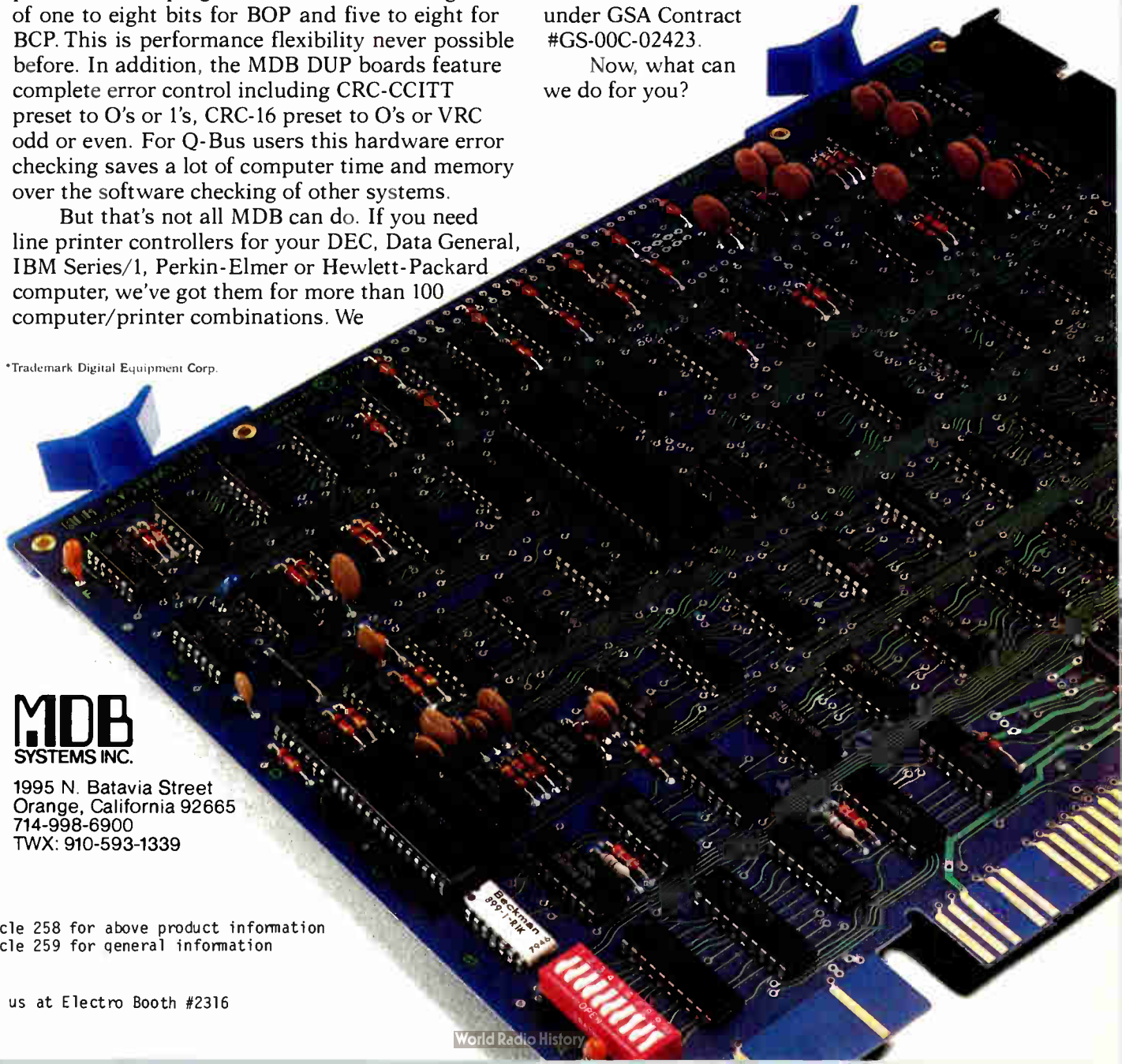
MDB
SYSTEMS INC.

1995 N. Batavia Street
Orange, California 92665
714-998-6900
TWX: 910-593-1339

Circle 258 for above product information
Circle 259 for general information

See us at Electro Booth #2316

World Radio History



750 to 1500 WATT EAGLE SWITCHER

The only multiple output power supply that has the reliability of modular construction and the versatility of 12 standard options.



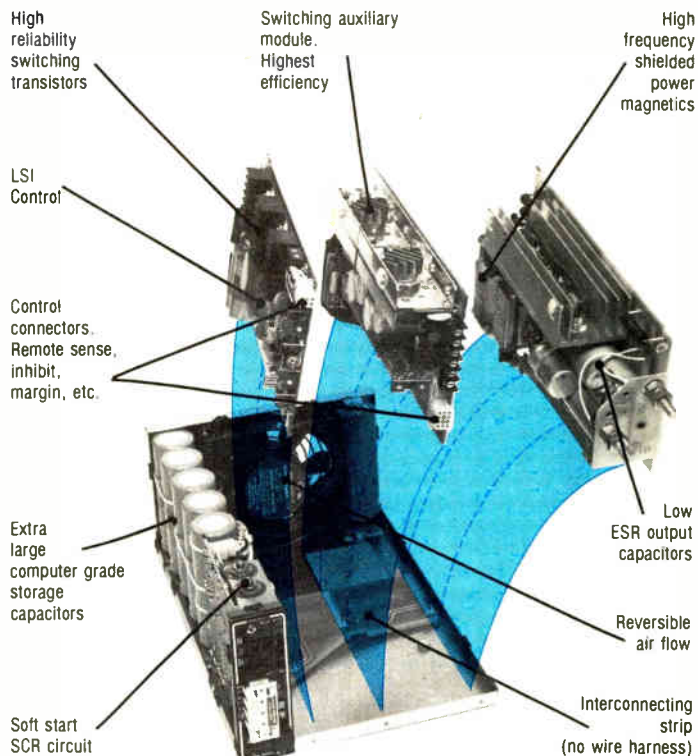
An intensive two year development program has paid off. The EAGLE provides more combinations of outputs and options than any power supply we know of. Twelve sub-modules and twelve standard options provide over 7000 specific models.

The modular concept (illustrated) where interchangeable plug-in units can be made as off-the-shelf items results in greater economy, better delivery and interestingly enough, far greater reliability. The modular construction has eliminated the problems associated with hard wiring.

The EAGLE switcher incorporates our exclusive "TWIN PULSE"™ circuit that virtually eliminates typical high power "GHOST" failures associated with transformer imbalance.

FEATURES

- User selectable input range 90-264VAC
- Optional VDE 0804 isolation
- UL 478-CSA 22.2
- 750W-1000W-1500W-up to four outputs
- 12 basic submodules-over 7000 different models
- Industries broadest selection of standard options
- Crowbar standard on auxiliary outputs
- 40m sec. Holdover
- Margin checking and output inhibit
- Output out of tolerance — high or low
- Optional crowbar — main output
- Exclusive "Twin Pulse"™ circuit
- Parallel operation — all outputs
- Over Temperature protected — airflow option




acdc electronics

Circle 262 on reader service card

401 Jones Road, Oceanside, California 92054 • (714) 757-1880 211 West Clay Avenue, Roselle Park, New Jersey 07204 • (201) 241-6077

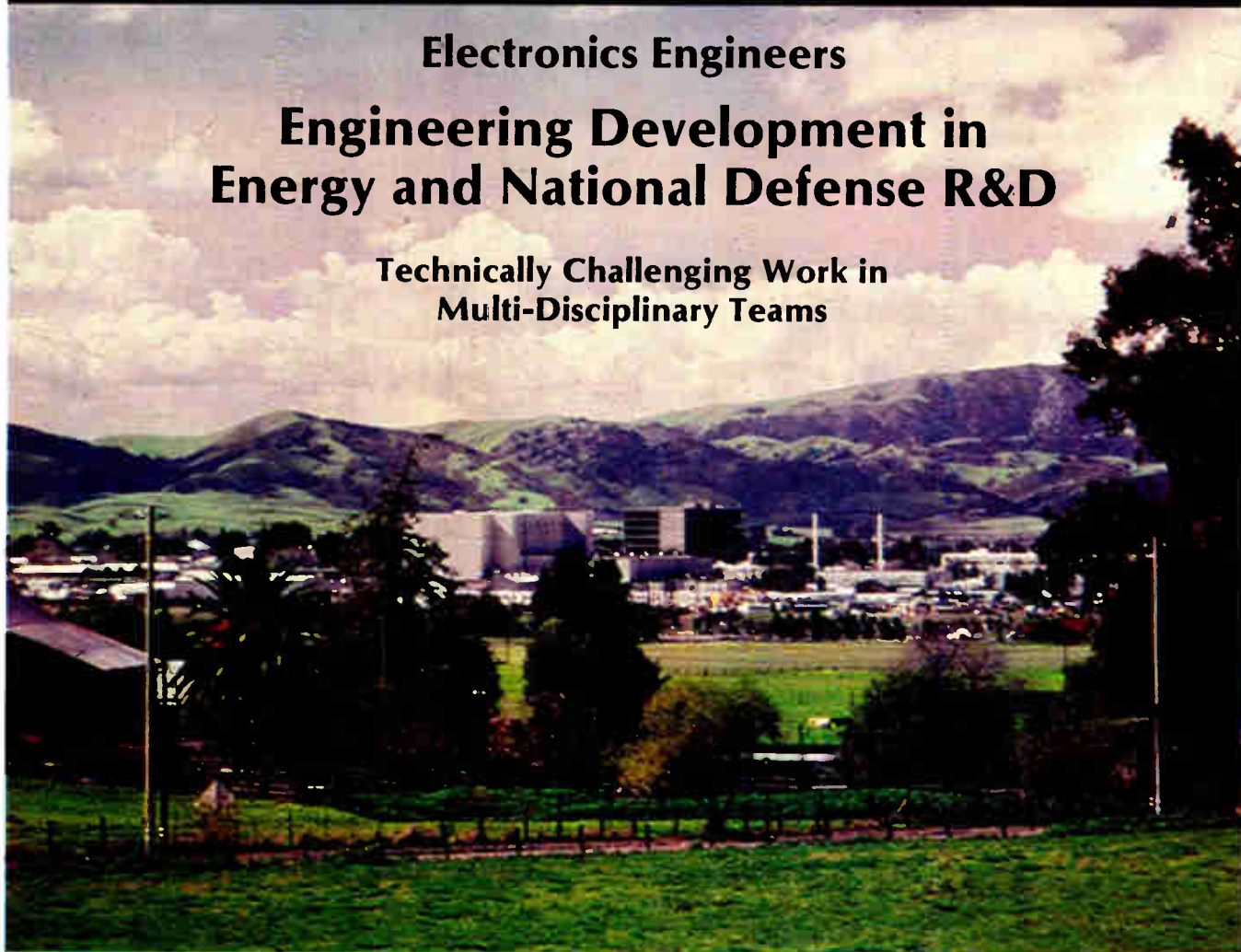
GREAT working at Lawrence Livermore
National Laboratory

GREAT living in Northern California

Electronics Engineers

Engineering Development in Energy and National Defense R&D

**Technically Challenging Work in
Multi-Disciplinary Teams**



- Fusion Engineering
 - High Energy Pulse Power Systems
 - Software Engineering
 - Nuclear Systems Safety Research
 - Mini/Micro Computer Control and Data Acquisition
 - Instrumentation, Control Systems, and Electro Optics
- ... Extensive equipment, technical personnel and facilities support
- ... On-site advanced degree programs
- ... Three weeks' vacation
- ... Quick access to San Francisco Bay Area, ocean, mountains

University of California
**Lawrence Livermore
National Laboratory**

Resumes may be sent in strict confidence to George Kumparak, Professional Employment Division, LAWRENCE LIVERMORE NATIONAL LABORATORY, P.O. Box 808, Dept. KSP-040, Livermore, CA 94550. Or call Ed Lafranchi, Department Head, collect at (415) 422-8373, for more information. U.S. CITIZENSHIP IS REQUIRED. We are an equal opportunity employer M/F.


CABINET DECISION.

When you're considering small cabinets, instrument cases and utility boxes, consider Bud. These sleek, clean, contemporary cabinets and our reputation for value make Bud Standard enclosures the outstanding choice.

And, there's a Bud Authorized Distributor near you to deliver these standard products from stock. Now, in most cases, you won't have to wait to get the most respected name in enclosures.

Bud offers the industry's largest, most diversified line of standard enclosures, accessories and hardware...from stock. For full information on the Bud family of enclosures, write or call: Bud Industries, Inc. 4605 East 355th Street, Willoughby, Ohio, 44094. Phone: 216/946-3200. Bud West, Inc. 3838 North 36th Avenue, Phoenix, Arizona 85019. Phone: 602/269-3151.

BUY BUD



Circle 264 on reader service card

Leaders in Electronics

The only reference devoted solely to biographies of the most influential people in electronics

- corporate executives • technical managers • designers and developers • government and military officials • academics • editors/publishers • securities analysts • trade/professional group directors • consultants... plus an 80-page index of biographees by affiliation.

Prepared by the staff of Electronics magazine. 5,240 biographies. 651 pages, clothbound. \$39.50

Electronics Magazine Books

P.O. Box 669, Hightstown, NJ 08520
(609) 448-1700, ext. 5494

Send me _____ copies of *Leaders in Electronics* @ \$39.50 plus applicable sales tax. McGraw-Hill pays regular shipping and handling charges on pre-paid orders.

Payment enclosed Bill firm Bill me

Name _____

Company _____

Street _____

City _____ State _____ Zip _____

Signature _____

For more information call these Bud Representatives

AL	Huntsville, Cartwright & Bean Co.	205-533-3509
AZ	Scottsdale, Summit Sales Co.	602-994-4587
AR	Memphis, TN, Cartwright & Bean Co.	901-276-4442
CA	Ingelwood, Jack Berman Co.	213-649-6111
CA	Santa Clara, David Ross Co.	408-988-8111
CO	Denver, Lindberg Co.	303-758-9033
CT	Needham, MA, Mullin Technical Sales, Inc.	617-444-4780
DE	Cherry Hill, N.J. Trinkle Sales, Inc.	609-795-4200
DC	Cherry Hill, N.J. Trinkle Sales, Inc.	609-795-4200
FL	Ft. Lauderdale, Cartwright & Bean Co.	305-735-4900
FL	Orlando, Cartwright & Bean Co.	305-422-4531
GA	Atlanta, Cartwright & Bean Co.	404-233-2939
ID	Denver, Co. Lindberg Co.	303-758-9033
IL	Chicago, Industrial Representatives, Inc.	312-647-7755
IL	Maryland Heights, MO, PMA Corp.	314-569-1220
IN	Carmel, Rich Electronic Marketing, Inc.	317-844-8462
IN	Ft. Wayne, Rich Electronic Marketing, Inc.	219-432-5553
IA	Cedar Rapids, PMA Corp.	319-362-9177
KS	Overland Park, PMA Corp.	913-381-0004
KS	Wichita, PMA Corp.	316-684-4141
KY	Louisville, Rich Electronic Marketing, Inc.	502-239-2747
LA	Metairie, Cartwright & Bean Co.	504-835-6220
MA	Needham, MA, Mullin Technical Sales, Inc.	617-444-4780
MA	Needham, MA, Mullin Technical Sales, Inc.	617-444-4780
MI	E. Detroit, Jack M. Thorpe Co.	313-779-6363
MN	Minnnetonka, Gibb Electronic Sales	612-935-4600
MS	Jackson, Cartwright & Bean Co.	601-981-1170
MO	Maryland Heights, PMA Corp.	314-569-1220
MT	Denver, Co. Lindberg Co.	303-758-9033
NE	Maryland Heights, MO, PMA Corp	314-569-1220
NV	Santa Clara, CA, David Ross Co.	408-988-8111
NV	Scottsdale, AZ, Summit Sales Co.	602-994-4587
NH	Needham, MA, Mullin Technical Sales, Inc.	617-444-4780
NJ	Cherry Hill, Trinkle Sales, Inc.	609-795-4200
NJ	E. Rockaway, N.Y. Willgold Sales Corp.	516-764-4022
NM	Albuquerque, Lindberg Co.	505-881-1006
NY	E. Rockaway, Willgold Sales Corp.	516-764-4022
NY	Rochester, Marchese, Marsey & Barden	716-544-4300
NC	Charlotte, Cartwright & Bean Co.	704-377-5673
NC	Raleigh, Cartwright & Bean Co.	919-781-6560
ND	Minnnetonka, MN, Gibb Electronic Sales	612-935-4600
OH	Cleveland, Marlow Assoc., Inc.	216-991-6500
OH	Columbus, Marlow Assoc., Inc.	614-885-7643
OH	Dayton, Marlow Assoc., Inc.	513-435-5673
OK	Dallas, TX, Erickson Sales, Inc.	214-739-5833
OR	Portland, Earl & Brown, Inc.	503-245-2283
PA	Cherry Hill, N.J. Trinkle Sales, Inc.	215-922-2080
PA	Pittsburgh, Marlow Assoc., Inc.	412-831-6113
RI	Needham, MA, Mullin Technical Sales, Inc.	617-444-4780
SC	Charlotte, N.C. Cartwright & Bean Co.	704-377-5673
SD	Minnnetonka, MN, Gibb Electronic Sales	612-935-4600
TN	Knoxville, Cartwright & Bean Co.	615-693-7450
TN	Memphis, Cartwright & Bean Co.	901-276-4442
TX	Austin, Erickson Sales, Inc.	512-327-5486
TX	Dallas, Erickson Sales, Inc.	214-739-5833
TX	Houston, Erickson Sales, Inc.	713-498-2959
UT	Salt Lake City, Lindberg Co.	801-534-1500
VT	Needham, MA, Mullin Technical Sales, Inc.	617-444-4780
VA	Cherry Hill, N.J. Trinkle Sales, Inc.	609-795-4200
WA	Seattle, Earl & Brown, Inc.	206-284-1121
WV	Cleveland, OH, Marlow Assoc., Inc.	216-991-6500
WI	Milwaukee, Industrial Representatives, Inc.	414-259-0965
WY	Denver, Co. Lindberg Co.	303-758-9033

BUD

BUD INDUSTRIES, INC.
4605 East 355th Street
Willoughby, Ohio 44094
(216) 946-3200

BUD WEST, INC.
3838 North 36th Avenue
Phoenix, Arizona 85019
(602) 269-3151

For years, Wavetek function generators have been known for their versatility (and their low prices). Now there is a 50 MHz Programmable Waveform Synthesizer with all the versatility you expect from Wavetek. Not only can it be triggered and gated, it can deliver tone bursts too. Plus LIN/LOG sweeping, and a choice

of triangle, ramp, sine, square and haversine outputs. At levels up to 20Vp-p into 50Ω.

Even the programmability is more versatile. Dual microprocessors accept input in any order or format. Implement instructions one at a time, or instantly change to a complete new setup. The programming is

fully compatible with GPIB.


For more information, and the typically Wavetek price (surprisingly low), write or call us today. Wavetek San Diego, P.O. Box 651, 9045 Balboa Ave., San Diego, CA 92112. Tel (714) 279-2200; TWX 910-335-2007.

WAVETEK®

Circle #116 for demonstration

Circle #265 for literature

A 50 MHz Programmable Waveform Synthesizer that triggers and gates like a function generator.



It must be from Wavetek.

Components

C-MOS regulators use only 10 μ A

Low-drift monolithic parts regulate small currents of up to 20 mA at 15 V

Maintaining the momentum it established two years ago with the introduction of complementary-MOS technology to standard linear functions, Intersil Inc. now has developed two C-MOS voltage regulators. Like the C-MOS operational amplifiers and voltage converters pioneered by the firm [*Electronics*, Jan. 18, 1979, p. 39], the new single-chip devices combine very low power-supply drain with many of the same features as their bipolar counterparts.

The ICL7663 positive-series voltage regulator and its counterpart, the ICL7664 negative-series voltage regulator, operate over a wide power-supply input range—1.6 to 16 V—and feature extremely low current consumption: 7 μ A typically, 10 μ A maximum. Intended primarily for low-voltage, power-efficient applications, the C-MOS regulators accurately control output voltages as low as 1.2 V and as high as 15 V for

output currents up to 20 mA, claims Jules C. Farago, Intersil's product manager for linear ICs. According to Farago, these devices will be especially attractive where low power consumption, low drift, and excellent regulation are important. Line and load regulation are 1% maximum, he notes, and the temperature coefficient is a low 100 ppm/ $^{\circ}$ C. Maximum standby current is a mere 3.5 μ A. Thus, battery power is not eaten up while the device is in an idle state.

Believed to be the first C-MOS voltage regulators, the 7663 and 7664 each have an internal bandgap reference (1.2 V) that is compared with an applied external voltage. If the external voltage is less than the internal bandgap voltage, the device's outputs are turned on. In the case of the 7664, there are two outputs only, each having essentially the same capabilities. For high current-output drive these two outputs can be used in parallel, Farago notes.

The ICL7663 has three output voltages. The first is intended for low-current applications (up to 300 μ A) where the input-to-output voltage difference must be small—less than 0.5 V. The second output is targeted for applications requiring high output currents. The third output on this device, Farago says, is intended for generating output supply voltages (from the other two outputs) having negative temperature coefficients. "This is particularly suitable for driving multiplexed liquid-crystal displays," he states.

Inhibitable. Among the more significant features of the C-MOS voltage regulators are a programmable current-sensing circuit for output-current limiting and an interrupt terminal that allows both outputs to be inhibited. The latter feature, Farago explains, is a logic control function. "The devices take a standard TTL input, and limits are set. If there is a malfunction at either the input or the output," he continues, "a logic-level input signal is triggered, which disables the outputs."

Of course, like other C-MOS implementations of classical linear functions, the ICL7663 and 7664 are not subject to the dropout characteristics



that are common to their bipolar counterparts. Such characteristics are related to on-resistance, which is relatively low in C-MOS technology, Farago notes. For example, the LM330 positive voltage regulator from National Semiconductor Corp. has a drop-out voltage in excess of 300 mV, with an output current of 150 mA. "In low-current applications with a 1-mA load current, the 7663 and 7664 regulators have a dropout voltage of 50 mV, and they have an almost infinitesimal 50- μ V dropout voltage with small loads of 1 μ A," says Farago.

"Both the LM330 and these devices are very good state-of-the-art voltage regulators in their own right," Farago states. "However, the National device is less useful at low currents, where ours shines; and it is more useful at high currents, where our device isn't applicable."

Fabricated in Intersil's proprietary Max-C-MOS process, the 7663 and 7664 are available in either a plastic mini-dual-in-line package, or in a hermetic TO-77 package. They may be used over the temperature range of -20° to $+85^{\circ}$ C. In 100-piece quantities, the devices will list for under \$2. Delivery is in 30 days. Intersil Inc., 10710 North Tantau Ave., Cupertino, Calif., 95014. Phone (408) 996-5000. [341]

Flat-panel keyboards feel natural to the touch

The low-profile Custom Data-Panel keyboard has been designed to feel natural to the touch. Light pressure of 6 oz (\pm 1 oz) on the surface of the flat-panel keyboard is enough to close the unit's switch contact. The



Oak puts 50 years of solid switch experience to work for you.

They may look alike, but all rotary switches are not created equal. Oak experience makes the difference...

Oak Switch Systems Inc. has been demonstrating that for more than a half century, giving you industry-leading performance, reliability, and service.

With Oak, you expect a complete switch line to match your exact requirements. You're assured that an experienced engineering advisory staff stands ready to help you select the switch best for your needs. And, you can rely on Oak's exhaustive testing and quality control to deliver the measure of performance you must have.

We've made a tradition of pace-setting innovations to make rotary switches better suited to serve you. Like our inlaying process for precious metal contacts. Life tests prove it reduces precious metal use at no loss in performance. And our Moduline program brings you custom rotary switches in short lead times through your local distributor.



Oak's leadership in rotary switches is no accident. We earned it by serving you. That's why you can continue to count on Oak for the best combination of price and performance in rotary switching.

Call or write to learn how it can work for you. You can't afford not to call Oak!



OAK Switch Systems Inc.

An Oak Technology Company

P.O. Box 517 • Crystal Lake, Illinois 60014
Phone 815-459-5000 • TWX 910-634-3353 • TELEX 72-2447

Circle 121 for further information

World Radio History Circle 207 to have a salesman call

Not everything costs less in Georgia. It just seems that way.

Sourdough bread, seedless grapes, iceberg lettuce and perhaps even Boston baked beans may cost more in Georgia than in some other parts of the country. But when you consider living costs, real estate, labor and the cost-intensive aspects of production in the electronics industry, Georgia looks mighty good. Recreational advantages, minimum pollution, receptive state and local governments are also major pluses. And now with the advent of the Advanced Technology Development Center at Georgia Institute of Technology, the state offers educational opportunities available in few other parts of the nation. If you are considering expansion or relocation of your electronics business, write today for your free copy of "Cost Data on Industrial Buildings in Georgia." This booklet contains 62 pages of costs, specifications and photographs of 32 recently constructed plants.



Not listed on reader service card
WRITE FOR YOUR FREE COPY
Joseph H. Inglis, Manager
INDUSTRIAL DEVELOPMENT
DEPARTMENT

Georgia Power 

Box 4545EE, Atlanta, GA 30302
268

New products

keyboard is sealed completely in the front to prevent moisture contamination and can also be sealed in the back for more protection. The units have a contact life in excess of 5,000,000 cycles and parallel output. They come in a large number of colors and a variety of configurations, including units with ASCII encoding, serial output, and light-emitting-diode indicators in keys that have special functions.

Contact resistance for the keys is less than 4 Ω with TTL or MOS, and the maximum contact rating is 50 mA at 28 v dc resistive. The switches travel a maximum of 0.020 in. and the contacts bounce back in less than 1 ms. The Data-Panel meets or surpasses the shock, vibration, humidity, and salt-spray specifications of MIL-STD-202.

Prices are quoted upon the receipt of a customer's specifications. The company says that they are "considerably lower than for conventional keyboards."

TEC Inc., 2727 N. Fairview Ave., Tucson, Ariz. 85705. Phone Dale Marthaler at (602) 792-2230 [343]

Low-power audio indicators put out 2.8-, 4.6-kHz tones

Piezoceramic transducers allow the series AI-420 and AI-430 audio indicators to consume little power while at the same time offering a higher output and a longer operational life. The AI-420 comes in a 7-g white plastic case and operates on an input of 3 to 24 v dc, producing a 4.6-kHz tone. Its typical sound-pressure level is 50 to 87 dBA at 1.0 m over its voltage range, and it drains an average current of 12 mA. The series AI-430 operates on a 3-to-28-v dc input, producing a 2.8-kHz tone with a typical sound-pressure level of 60 to 79 dBA at 1.0 m over its voltage range. Its average current drain is 15 mA. It comes in a black plastic case and weighs 15 g. Both units operate efficiently within a temperature range of -20° to 60°C . They offer continuous-mode operation and can be flange-mounted with wire leads.

The AI-420 series sells for \$2 each in small quantities; the AI-430 sells for \$2.53 each. Delivery takes six to eight weeks.

Projects Unlimited Inc., 3680 Wyse Rd., Dayton, Ohio 45414. Phone Greg Kimpton at (513) 890-1918 [344]

Vacuum-fluorescent display has 32 oversized characters

A microprocessor-based vacuum-fluorescent display module has 32 alphanumeric characters that are 0.21 in. high and 0.12 in. wide. The display also offers an additional 8 characters per line in its 40-character buffer. The display module is fully compatible with both the ASCII and Baudot codes and provides all necessary control, memory, and refresh circuitry. Only a single 5-v power source and parallel-logic compatible data are required for immediate operation.

The letters on the display are blue-green on a high-contrast dark background. The unit can operate as a moving display from left to right or from right to left with cursor. It provides a full '69-character ASCII character set and all of the symbols and letters of the 64-character Baudot code.

The single-quantity price is \$250, but original-equipment-manufacturer discounts are available. Delivery is from stock and shipping within two days of an order's receipt.

Micon Industries East, 8 Blanchard Rd., Burlington, Mass. 01803. Phone (617) 273-3384 [345]

Ac capacitors virtually eliminate shorts

A line of ac capacitors, designated Aeromet, are to be used in the air-conditioning and high-intensity-discharge-lighting industries. They are constructed with metalized polypropylene film for a high dielectric strength and low energy losses. The Aeromet units rid themselves of dielectric defects in microseconds

Introducing The New Digitec Data-Scan Sentinel

It's Faster ... It's Smarter ... It's More Versatile

The Data-Scan Sentinel is a highly versatile multi-point measuring system. Multiple analog inputs are sequentially scanned, converted to digital values and processed by the internal microprocessor as preprogrammed by the user.

By itself, the Data-Scan Sentinel is a multi-point ALARM MONITOR; with the addition of a peripheral printer, it provides the classical DATALOGGER FUNCTION; when interfaced with a computer system, it functions as a low cost intelligent A/D front end. The Data-Scan Sentinel offers a combination of versatility function and cost effectiveness previously unavailable.



... as an Alarm Monitor

The Data-Scan Sentinel Features

- Greater than 40 channels per second measurement rate Standard
- Individual High and Low Set Points for each measured input Standard
- Front Panel Alarm Annunciators and 10 common alarm relay output Standard
- Over 25 Signal Conditions to select from: RTD, TC, Thermistor, Resistor, voltage, Current, Offset and Scale, Millivolt, etc.
- Battery Backup of limit values Standard
- Optional I/O interfaces RS-232C, 20mA

or GPIB/IEEE-488



... as a Datalogger

The Model 1100 becomes a low cost, yet highly versatile Datalogger by simply connecting a low cost printer to one of the optional I/O interfaces. A printed output of alarm status, channel number, data, label, date, and time is provided. Output of data is conditional on alarm status, alarm transition, periodically (interval timer-time out) or any combination selected by the user.

Used as an Intelligent A/D Front End, the 1100 brings a new dimension to traditional Data Acquisition Systems (DAS).

Operating as a real time, on line Alarm Monitoring System, the Data-Scan Sentinel presents a minimum overhead burden to the "Host Computer System" or terminal. This minimum overhead is achieved by transmitting only required data to the "Host." Seven different conditions of exceptional data as well as individual channel data can be selected and output via the optional bi-directional interfaces.

The GPIB (IEEE-488) provides the capability of interfacing as many as 15 Model 1100's to a "Host System"



... as an Intelligent A/D Front End


Digitec.

**UNITED
SYSTEMS
CORPORATION**

948 Woodley Road Dayton, Ohio 45403
(513) 254-6251 TWX (810) 459-1728

Circle #127 for demonstration only
Circle #269 for information only

THE DESIGNER LOOK.



Dialight illuminated switches.

Dialight offers a complete line of computer-grade illuminated switches at low cost. And to make sure they all work perfectly, we test every switch both electrically and mechanically before it's shipped.

Other suppliers may settle for sample testing. That's like leaving reliability to chance. You don't take chances with your designs, and we never will with our illuminated switches.

Depend on Dialight to supply exactly the switch you need, either from our catalog or on special order. Since we manufacture the entire assembly ourselves, we can respond faster and still maintain complete quality control.

And remember, our product line isn't limited to just illuminated switches. In fact, Dialight is the only supplier who can outfit your entire product with handsomely matched indicator lights, rockers & toggles, LEDs and readouts.

DESIGN IN DIALIGHT

270 Circle 270 on reader service card

Electronics / March 24, 1981

New products

without any effect on their normal operations, virtually eliminating shorts. The capacitors occupy 50% less space than conventional units and have a low energy dissipation that keeps their internal operating temperature lower for a longer life.

Aeromet capacitors come in flat, oval, or round metal cases for easy mounting in existing conventional designs. They have voltage ratings from 115 to 480 v ac and capacitance ratings from 1.0 to 80 mF, depending upon operating voltage and temperature ratings.

Aerovox Inc., New Bedford, Mass. 02741
[346]

One-touch panel has 96 customized keys


Designed to simplify data entry and automated equipment control, the one-touch Key-Mat from Panasonic is approximately the size of a standard keyboard and consists of one switch panel and one removable cartridge mechanism. The switch panel has 96 variable keys, 24 page-select keys, 12 function keys, and 48 fixed indicators with status lights. The operator using the key mat does not need to be an experienced typist as he or she is not using a standard keyboard. Instead, legends displayed on the keys define their functions, and the user need only press the appropriate keys.

The Key-Mat, with its 96 custom-made legends per page and 24 pages per cartridge, has 2,304 legends for each cartridge. It uses a maximum of 15 interchangeable cartridges for a total of 34,560 legends for any application.

Panasonic Industrial Sales Division, One Panasonic Way, Secaucus, N. J. 07094 [347]




DESIGN IN DIALIGHT ILLUMINATED SWITCHES




ILLUMINATED PUSH BUTTON SWITCHES

Computer grade. Snap action with gold or silver contacts, wiping action with gold contacts and solid state Hall-effect switches. Front snap-in bezel and rear panel mounting. Listed by Underwriters Laboratories and CSA approved.



ILLUMINATED PUSH BUTTON CAPS

Over 500 shapes, sizes and colors to choose from: LED illuminated, split screens, barriers, Kap-Guard™, engraved, film and do it yourself legends.



ILLUMINATED PUSH BUTTON SWITCHES WITH MATCHING INDICATORS

Rugged construction, low profile, snap-in and sub panel mount. Momentary snap, non-snap or alternate action. Rated up to 5 amps. Listed by Underwriters Laboratories and CSA approved.

DIALIGHT MEETS YOUR NEEDS

A North American Philips Company
203 Harrison Place, Brooklyn, N.Y. 11237
212-497-7600

HOW FAST DO YOU WANT TO HIT THE STREET WITH YOUR MICRO SYSTEM?



During these last two years, thousands of companies have gone into business with the sole purpose of developing micro-based products.

And in an environment as explosive as that, you are either very quick. Or very dead.

So, although building your micro-based system from scratch could be a glorious experience, we would advise you to buy one of our single board computers. Or even better, our prepackaged systems.

If you call your local Data General industrial electronics stocking distributor* to order your development system this morning, you'll be able to start working on your software this afternoon.

And while your competition is pounding out assembly code, you'll be working with big computer languages. An MP/FORTRAN with multi-tasking. An MP/PASCAL that executes at assembly language speeds. An MP/BASIC that lets you write enormously complex programs that take up very little space. And MP/OS. A micro sub-set of AOS, the operating system anyone who knows operating systems

will tell you is the most sophisticated in the world.

With system tools as powerful as these, you could be out selling your micro-based product while other guys are still trying to figure out how to use the wimpy tools that the semiconductor companies are offering.

And as you get bigger, and get into bigger systems, everything you've done will grow right along with you. Because Data General micros are compatible with every other Data General computer.

If you are still unconvinced, let us tell you a story.

A certain system house we know assigned two teams the same micro project using two different computer companies. The team using Data General finished in four months. The team not using Data General took nearly seven months.

Would you care to guess whose micros they are using now?

 **Data General**
We take care of our own.

*SCHWEBER, HALL-MARK, KIERULLF, ALMAC/STROUM, R.A.E. in Canada.

Circle 272 on reader service card

Satisfy your current needs.

As a leading world electronics technology company, Sanyo knows a lot about consumer satisfaction. And a lot about batteries. All of our consumer and industrial products are designed and manufactured under the strictest quality control standards, always with consumer reliability in mind.

Sanyo takes the same attitude with our batteries that go into *your* products. And whether your design calls for primary or secondary battery power, Sanyo has a battery

that will satisfy your current needs. And your need for quality, performance, service, and delivery.

CADNICA Nickel-Cadmium batteries. Sanyo's rechargeable CADNICA batteries feature completely sealed, sintered plate construction for reliable long life over hundreds of charge/discharge cycles. You can choose from a full line ranging from 75mAh to 10.0AH in standard type, memory back-up, high temperature, quick charge, and 1-hour charge with thermostat.

LITHIUM batteries.

Sanyo was the first to combine lithium and manganese dioxide with a stable organic electrolyte to eliminate the hazards of previous lithium battery designs. The result

is a dependable 3V cell with extremely long storage life and high energy density, available in sizes from button-type to 1.0AH cylindrical and larger. In fact, our LITHIUM design is so successful, it's being manufactured world-wide under Sanyo's license.

We'll satisfy your technical needs too.


Sanyo can provide you with application assistance to help you choose the right battery for your design specifications. So whether you're designing a cordless tool, memory backup circuit, security system, telecommunication system, medical instrumentation... you name it... in quantities from 10 to over 10,000 Sanyo can satisfy all your current needs. For more information call or write: Sanyo Electric, Inc., Battery Division, 200 Riser Road, Little Ferry, NJ 07643 (201) 641-2333 or West Artesia Blvd. Compton, California 90220 (213) 537-5830.




Circle 273 on reader service card




One tool does it all.



Cut



Clean



Deflash



Drill/Etch

Airbrasive®

Why buy 12 high-tolerance production tools when one inexpensive Airbrasive unit will do? This "Wonder Tool" abrades/cleans/cuts/deburrs/deflashes/drills/etches/laps/peens/shapes/strips and/trimms to critical tolerances using a cool, shockless stream of micro-abrasive particles. It's perfect for boosting production in many electronic component manufacturing operations: cleaning potted leads; removing brazing spatter and excess solder; labeling custom components; coding parts; roughening contacts for maximum conductivity; angle-cutting silicon wafers; trimming resistors and capacitors; and more.




There is a right Airbrasive unit for the particular job you need done. Model K—for lab and light production; Model H—production workhorse; Model HME—high capacity, heavy duty.

For a brochure and price list or demonstration at your place of business call 201-752-8300. Or write S.S. White Industrial Products, Pennwalt Corporation, 151 Old New Brunswick Road, Piscataway, NJ 08854.

S.S. WHITE INDUSTRIAL PRODUCTS

PENWALT
EQUIPMENT ■ CHEMICALS
HEALTH PRODUCTS

Circle 274 on reader service card



FRONTIERS OF TECHNOLOGY

SHOWN AS THE RINGS OF SATURN, ABSOLUTE OPTICAL ENCODER DISCS ASSURE EXACT READINGS IN INSTANCES WHEN ABSOLUTE POSITION MUST BE KNOWN EVEN AFTER POWER INTERRUPTION. STATE OF THE ART TECHNOLOGY INVOLVED IN PIONEERING SPACE IS NOT NEW TO DISC. WE MAKE THE WORLD'S LARGEST OPTICAL ENCODER, THIRTY TWO INCHES IN DIAMETER AND, OF COURSE, NO ONE MAKES AN OPTICAL ENCODER SMALLER THAN WE DO.

SO NATURALLY AT DISC, WE MAKE THE WORLD'S TOUGHEST. OUR MODEL 702 IS BUILT TO WITHSTAND SHOCK, VIBRATION, AND TEMPERATURE EXTREMES THAT WOULD TURN A CERTAIN WATCH COMPANY GREEN WITH ENVY.

WHETHER YOU'RE INVOLVED IN SPACE EXPLORATION, MEDICAL ELECTRONICS, COMPUTER PERIPHERALS, COMMUNICATIONS OR ROBOTICS, WE'LL CREATE AN OPTICAL ENCODER EXACTLY RIGHT FOR YOUR NEEDS.

DISC INSTRUMENTS, INC.

LEADERS IN OPTICAL ENCODER TECHNOLOGY

102 East Baker Street, Costa Mesa, California 92626 Phone: (714) 979-5300 TWX: 910-595-1987



Communication Arts, Inc.,
Huntington Beach, Ca.

274 Circle 3 on reader service card

Electronics / March 24, 1981

THE DATA I/O SYSTEM 19 PROGRAMMER:

SAVES ENGINEERS TIME. SAVES DEVELOPMENT SYSTEM TIME.



Data I/O's System 19 Programmer frees your microprocessor development system for more important tasks. Here's an example:

An engineer is building six prototypes for a new microprocessor based product. If each unit has eight 2708 PROMs, it will take more than an hour to program those 48 PROMs—one at a time—on the development system.

That's time and money wasted.

Instead of tying up the development system to program PROMs, the engineer could simply download the information into the System 19's RAM and free the development system for more creative tasks.

That's time and money saved.

System 19 interfaces more easily with more development systems than any other programmer, and accommodates 16 bit microprocessor data too!

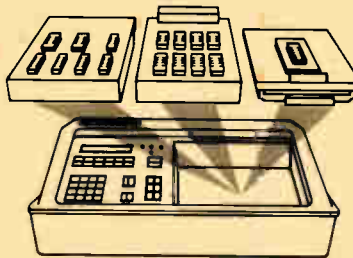
System 19 is intelligent. It can communicate using RS232C or 20mA current loop with a variety of formats without the need for intermediaries like paper tape.

And Data I/O makes interfacing easy because we supply application notes explaining exactly how to do it.

System 19 can transmit and receive data formatted in: Binary, DEC Binary, ASCII-BNPF, ASCII-BFLF, ASCII-B10F, 5-level BNPF, Spectrum, ASCII-Hex, ASCII Octal, RCA Cosmac, Fairchild Fairbug, MOS Technology, Motorola Exorciser, Intel Intellec 8/MDS, Signetics Absolute Object and Tektronix Hexadecimal.

System 19 is a valuable editing tool. Instead of waiting for development system time to refine a program, an engineer can also edit the program using the System 19 keyboard.

The System 19 modular concept keeps it state of the art. The System 19 is designed around a standard mainframe and plug-in modules:



—UniPak: a single, seven socket module that programs more than 200 different bipolar and MOS PROMs and gives you design and purchasing freedom for evaluating new devices and developing second sources.

—Individual PROM Programming Paks: for generic PROM families.

—Individual Logic Programming Paks: for devices such as FPLAs and PALs.

—Gang Module: programs up to eight MOS devices at once.

Let us show you the future. The Data I/O System 19 is available now. To make arrangements for a demonstration or to get your free copy of this valuable 32-page book, circle reader service number or contact Data I/O, P.O. Box 308, Issaquah, WA 98027. Phone 206/455-3990 or TOLL FREE 800/426-9016.




DATA I/O

Circle 4 on reader service card



WE HAVE BIG PLANS FOR OUR **NEW** TINY SWITCHES



In keeping with its tradition of excellence, C&K proudly introduces its new line of tiny toggle and push-button switches. These timely new products carry the same proven reliability as our existing switch lines, with the added advantage of specific designs that meet the demands of today's smaller, more compact requirements. C&K offers many configurations of each switch to meet a wide variety of needs for test instrumentation, PC boards, word processing and telecommunication equipment.

The entire C&K miniature line is in use throughout the world and our 72-page catalog is yours for the asking. It's no wonder that demand for our products is increasing as their size is decreasing.

Call or write for samples and literature.

C&K

The Primary Source Worldwide...

Visit us at Electro/81,
Booth #1428-1430

C&K Components, Inc.
15 Riverdale Avenue, Newton, MA. 02158
Tel: (617) 964-6400, Telex: 92-2546 • TWX: 710-335-1163

Circle 10 on reader service card

The only μ P-controlled 100 MHz • 3 ns TIMING PULSE GENERATOR

All parameters displayed *simultaneously!* E-H's new Model 1560 is capable of adding 7 slave units.

A short form catalog of pulse generators & waveform analyzers is now available.

Circle 277 on reader service card



Go with McGraw-Hill's EXPERIENCE!

Phase Lock Techniques
Floyd M. Gardner

PRINTED CIRCUITS HANDBOOK

ELECTRONICS ENGINEERING FOR PROFESSIONAL ENGINEERS' EXAMINATIONS. By C. R. Hafer. 336 pp., more than 200 illus. Actually two books in one—a quick preparation manual to help you pass your P.E. exams on the first try and a rich source of practical electronics engineering information and know-how.

254/303 Pub. Pr., \$19.50 Club Pr., \$15.50

ELECTRONIC ENGINEER'S HANDBOOK. Editor-in-Chief, D. G. Fink. 2,104 pp., 2,026 illus. Huge in every sense, this instant-reference volume gives you every latest essential in the field. 2,100 formulas and equations, a 2,500-item bibliography, and every illustration you need to clarify all of modern electronics!

209/804 Pub. Pr., \$57.50 Club Pr., \$42.50

ELECTRONIC DISPLAYS. By E. G. Bylander, Texas Instruments Incorporated. 172 pp., illus. The book describes current electronic displays by family types, discussing their operation, application, and circuit requirements. You cover photometry and contrast enhancement, together with such critical components as mounts and drives, interface requirements, and other necessary engineering information.

095/108 Pub. Pr., \$24.50 Club Pr., \$18.50

HANDBOOK OF ELECTRONICS CALCULATIONS FOR ENGINEERS AND TECHNICIANS. Edited by M. Kaufman and A. H. Seidman. 653 pp., 725 illus. This first comprehensive tool of its kind includes hundreds of worked-out problems in analog and digital circuits. Includes more than 700 diagrams, curves, tables, and graphs.

333/920 Pub. Pr., \$27.50 Club Pr., \$21.00

MICROCOMPUTER-BASED DESIGN. By J. B. Peatman. Expanded 4th printing. 604 pp., over 400 photos and other illustrations. Do all your best day-to-day designs, as well as your supercreative and special designs, around the new microcomputers and the specific "how to" help you get here!

491/380 Pub. Pr., \$29.95 Club Pr., \$22.50

MICROPROCESSORS/MICROCOMPUTERS/SYSTEM DESIGN. By Texas Instruments Learning Center and the Engineering Staff of Texas Instruments Inc. 634 pp., illus., outsized 7¼ x 10¼ format. This practical, authoritative guide details the versatile, proved-in-action methods and technical features of the 9900 minicomputer architecture that can be employed to create outstanding products and systems.

637/58X Pub. Pr., \$24.50 Club Pr., \$19.50

BUY ONE of these great professional books and **GET ONE FREE** when you join McGraw-Hill's Electronics and Control Engineers' Book Club (values up to \$62.50)

Choose any one of these books at the special Club discount, and select any other as your gift free-of-charge when you enroll!



HANDBOOK OF OPERATIONAL AMPLIFIER CIRCUIT DESIGN. By D. F. Stout; edited by M. Kaufman. 434 pp., 223 illus. Compact, concise, highly concentrated, and containing a storehouse of information, this one-stop volume will help you quickly solve any op amp circuit problem!

617/97X Pub. Pr., \$31.50 Club Pr., \$23.50

PRINTED CIRCUITS HANDBOOK, 2/e. By C. F. Coombs, Jr. 256 pp., 327 illus. Blueprints every important phase of printed circuitry. Provides the information you need to establish a production facility and control the processes. A virtual encyclopedia in the field, five major sections cover engineering, fabrication, assembly, soldering, and testing.

126/089 Pub. Pr., \$35.00 Club Pr., \$26.50

ELECTRONIC FILTER DESIGN HANDBOOK. By A. B. Williams. 576 pp., 408 illus. The book is organized so that you can start from practically any set of requirements and follow a sequence of clearly outlined steps and design filters ranging from simple networks to very complex configurations. Each design technique is illustrated with step-by-step examples and is accompanied by a wealth of applicable schematics, graphs, and tables of normalized numerical values.

704/309 Pub. Pr., \$32.50 Club Pr., \$25.50

INTRODUCTION TO RADAR SYSTEMS, 2/e. By M. I. Skolnik. 698 pp., 244 illus. This new edition of a widely used text on radar from the systems engineer's point of view brings you full discussions of the many major changes that have occurred in the field recently.

579/091 Pub. Pr., \$34.95 Club Pr., \$27.95

MICROELECTRONICS: Digital and Analog Circuits and Systems. By J. Millman. 881 pp., 700 illus. This giant book takes you step by step from a qualitative knowledge of a semiconductor, to an understanding of the operation of devices, and finally, to an appreciation of how these are combined to form microelectronic chips.

423/27X Pub. Pr., \$29.95 Club Pr., \$23.50

BIT-SLICE MICROPROCESSOR DESIGN. By J. Mick and J. Brick. 320 pp., 230 illus. All in one place—the crucial information you've been needing about the 2900 family of bit-slice microprocessor components! A remarkable "first," this book designs right before your eyes not just one but two complete 16-bit machines!

417/814 Pub. Pr., \$18.50 Club Pr., \$14.50

DIGITAL HARDWARE DESIGN By J. B. Peatman. 428 pp., over 400 illus. Taking you beyond the microcomputer, this guide re-examines traditional techniques and focuses maintainability as a key goal, on the design of circuitry too fast for the microcomputer alone, and on designing for usefulness. It covers everything from algorithmic state machines to separately clocked circuits—with scores of examples. 481/321 Pub. Pr., \$28.95 Club Pr., \$20.00

ELECTRONICS DESIGNERS' HANDBOOK, 2/e. Edited by L. J. Giacometto. 2,344 pp., 1,686 illus. Now doubled in size and with 90% of its material new, this famous classic (first edition by Landee, Davis, Albrecht) has been thoroughly revised and updated to give you not only the *how* and the *why* of all your design work but also the *how much* of every design step you take!

231/494 Pub. Pr., \$62.50 Club Pr., \$47.50

INTRODUCTION TO THE THEORY AND DESIGN OF ACTIVE FILTERS.

By L. P. Huelsman and P. E. Allen. 430 pp., illus. Once you add active filter design to your repertory of specialties, you'll possess a skill that's in great demand today. Here's one of the best texts we know on the theory, design, application, and evaluation of modern active filters and the various techniques used today.

308/543 Pub. Pr., \$28.50 Club Pr., \$21.50

PHASELOCK TECHNIQUES, 2/e. By F. M. Gardner. 285 pp., illus. This edition of the standard working reference shows you not only better methods of analysis and better procedures for deciding on loop parameters, but also the circuits and the results.

582029-3 Pub. Pr., \$21.50 Club Pr., \$16.95

MODERN ELECTRONIC CIRCUITS REFERENCE MANUAL. By J. Markus. 1,264 pp., 3,666 circuit diagrams. This 103-chapter guide means you can speed up the production of new electronic devices with ease and thereby lower your production costs. Complete with values of components and suggestions for revisions, plus the original source of each circuit in case you want additional performance or construction details.

404/461 Pub. Pr., \$44.50 Club Pr., \$34.50

ELECTRONIC COMMUNICATION, 4/e. By R. L. Shrader. 801 pp., 870 illus. This thoroughly updated edition offers all the theory and fundamentals you need to prepare yourself for the FCC commercial and amateur grade license examinations—and pass them the first time!

571/503 Pub. Pr., \$21.95 Club Pr., \$16.95

DESIGN OF SOLID-STATE POWER SUPPLIES, 2/e. By E. R. Hnatek. 640 pp., illus. A total revision and expansion of an essential, ready-to-use sourcebook on the design of power supplies, particularly of the switching variety. Incorporates the latest developments in the field while emphasizing the how-to help designers want.

582054-4 Pub. Pr., \$27.50 Club Pr., \$21.50

STANDARD HANDBOOK FOR ELECTRICAL ENGINEERS, 11/e. By D. G. Fink and H. Beaty. 2,448 pp., 1,414 illus. Today's most widely used source of electrical engineering information and data serves you as no other single work when you need detailed, timely, and reliable facts and how-to on the generation, transmission, distribution, control, conversion, and application of electric power.

209/74X Pub. Pr., \$54.50 Club Pr., \$41.95

Be sure to consider these important titles as well!

DIGITAL FILTERS. By A. Antoniou. 021/171 Pub. Pr., \$28.95 Club Pr., \$21.95

TRANSISTOR CIRCUIT APPROXIMATIONS, 3/e. By A. P. Malvino. 388/78X Pub. Pr., \$17.25 Club Pr., \$12.95

MICROCOMPUTER INTERFACING. By B. Artwick. 788/436 Pub. Pr., \$21.95 Club Pr., \$16.95

SEMICONDUCTOR DEVICES AND INTEGRATED ELECTRONICS. By A. G. Milnes. 788/487 Pub. Pr., \$26.50 Club Pr., \$20.95

ENGINEERING MATHEMATICS HANDBOOK, 2/e. By J. J. Tuma. 854/298 Pub. Pr., \$24.95 Club Pr., \$19.95

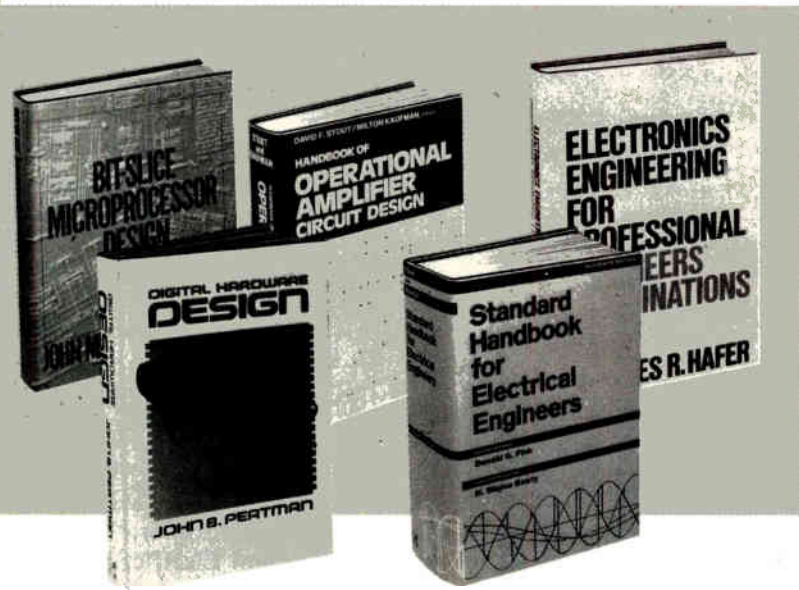
RADIO HANDBOOK, 21/e. By W. Orr. 772/630 Pub. Pr., \$21.50 Club Pr., \$16.80

TRANSFORMER AND INDUCTOR DESIGN HANDBOOK. By W. T. McLyman. 788/755 Pub. Pr., \$35.00 Club Pr., \$26.50

CRYSTAL OSCILLATOR DESIGN AND TEMPERATURE COMPENSATION. By M. E. Frerking. 784/973 Pub. Pr., \$18.95 Club Pr., \$14.95

NATIONAL ELECTRICAL CODE HANDBOOK, 16/e. By J. F. McPartland. 458/909 Pub. Pr., \$21.50 Club Pr., \$16.50

ELECTRONICS DICTIONARY, 4/e. By J. Markus. 404/313 Pub. Pr., \$24.50 Club Pr., \$19.50



MAIL THIS COUPON TODAY

McGraw-Hill Book Clubs
Electronics and Control Engineers' Book Club

P.O. Box 582, Hightstown, New Jersey 08520

Please enroll me as a member and send me the two books indicated, billing me for my first selection only at the discounted member's price, plus local tax, postage and handling. If not satisfied, I may return the books within 10 days and my membership will be canceled. I agree to purchase a minimum of 3 additional books during the next 2 years as outlined under the club plan described in this ad. Membership in the club is continuous but cancellable by me anytime after the four book purchase requirement has been fulfilled.

Write Code # of
FREE selection here

Write Code # of
FIRST selection here

Orders from outside the U.S. must be prepaid with international money orders in U.S. dollars.

Signature _____

Name _____

Address _____

City _____

State _____ Zip _____

This order subject to acceptance by McGraw-Hill. All prices subject to change without notice. Offer good only to new members. A postage and handling charge is added to all shipments. E33495

Why YOU should join now!

■ **BEST BOOKS IN YOUR FIELD**—Books are selected from a wide range of publishers by expert editors and consultants to give you continuing access to the latest books in your field.

■ **BIG SAVINGS**—Build your library and save money too! We guarantee savings of at least 15% off publishers' list prices on every book. Usually 20%, 25%, or even higher!

BONUS BOOKS—You will immediately begin to participate in our Bonus Book Plan that allows you savings between 70-80% off the publisher's price of many books.

■ **CONVENIENCE**—14 times a year you receive the Club Bulletin FREE, fully describing the Main Selection and alternate selections, together with a dated reply card. If you want the Main Selection, you simply do nothing—it will be shipped automatically. If you want an alternate selection—or no book at all—you simply indicate it on the regular reply card and return it by the date specified. You will have at least 10 days to decide. If, because of late mail delivery of the Bulletin you should receive a book you do not want, just return it at the Club's expense.

As a Club member, you agree only to the purchase of four books (including your first selection) over a two-year period.

STOP POWER SUPPLY HASSLES

Misleading specs, excessive failures, false promises, poor service . . .

GO WITH DELTRON . . .

Truthful specs, low field failures, honest promises, outstanding service.

"We take pride in high ethics and professional performance."



VQ5-3.0C @ \$24.



QD 12/15-1.7 @ \$68.



MPS-1 \$86.



CP640 \$390.



S5-20.0 @ \$199.



SD 300-12 @ \$469.



ST 150-122 \$289.



SQ175-1221 \$329.

SINGLES

LINEAR

- 105 Models
- 5V-28V, to 27A

SWITCHER

- 12 Models
- 5V-28V, to 60A

DUALS

LINEAR

- 32 Models
- 5V-24V, to 12A

SWITCHER

- 12 Models
- 5V-28V, to 60A

TRIPLES

LINEAR

- 31 Models
- 5V-24V, to 15A

SWITCHER

- 42 Models
- 5V-28V, to 60A

QUADS

LINEAR

- 14 Models
- 5V-24V, to 30A

SWITCHER

- 63 Models
- 5V-28V, to 20A

- 311 MODELS • STOCK ON MOST UNITS • 3 YR WARRANTY, UL and CSA • INDUSTRY STANDARDS • UNITS FOR MICROS, DISK DRIVES, PRINTERS • CUSTOMS AVAILABLE.

AC36



P.O. BOX 1369
WISSAHICKON AVENUE ■ NORTH WALES, PA 19454
PHONE: 215/699-9261 TWX: 510/661-8061

Circle 17 on reader service card

"See us at Electro/81, Booth 1334"

Keeping you ahead of the pack . . .

You (and we) are in a quick-moving business. News breaks frequently. Change is the name of the game. Awareness is the way to win.

Give us one hour of your time every two weeks and we will keep you aware of what's going on around you and around the changing world of electronics technology.

Keep ahead of the pack. Send in one of the subscription cards in this issue.



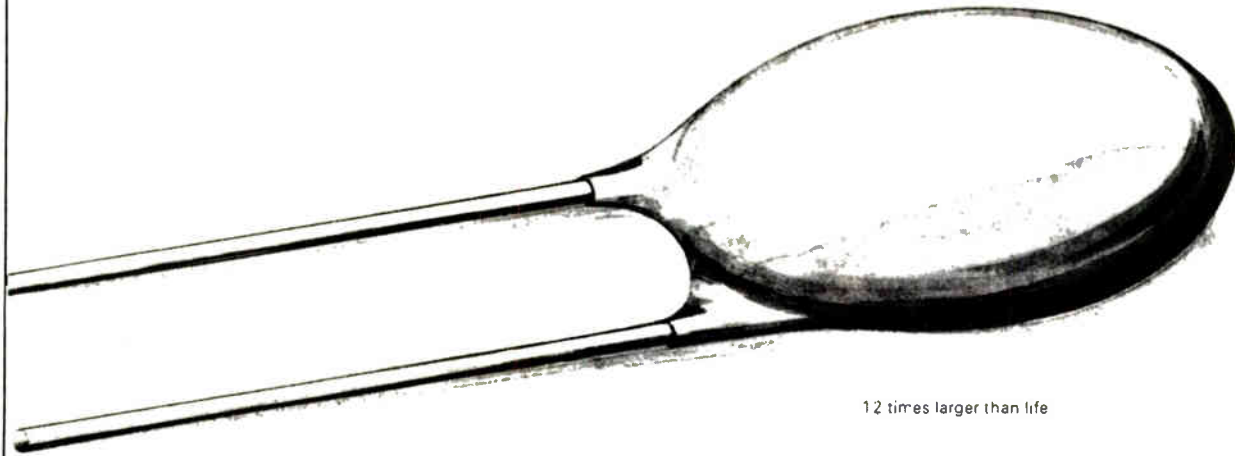
Electronics Magazine

New literature

Computer music. The application of artificial intelligence to music is presented in the two-part issue of the Computer Music Journal published by the MIT Press. It discusses devices that will be capable of listening to and understanding music; the use of the computer as an intelligent and interactive assistant for musical score analysis and composition; automatic music transcription from sound to score; improved communication between musicians and computer music systems; intelligent music instruments; and the theories of music. Other topics covered are the research being done explaining human musical cognition and the standard AI language, LISP. Copies of the issues are available by contacting Julie Zuckman, Journals Department, The MIT Press, 28 Carleton St., Cambridge, Mass. 02142. Circle reader service number 421.

Component manufacturers. The products of leading electronic component manufacturers are described in a 756-page catalog. Among the 190 products displayed in the catalog are the new lines of Beckman, C&K, Globe Union Batteries, Heineemann, Intersil, OK Tool, and TRW/IRC. The established products are those of Allen-Bradley, Alpha, Amphenol, Augat, Belden, Bourns, Bud, Centralab, Cherry Electric, TRW/Cinch, Chicago Miniature Lamp, Cornell-Dubilier, Cutler-Hammer, General Electric, Interna-





12 times larger than life

Minute size - massive technology

The DT dipped tantalum capacitor range is designed for professional applications. The standard 24 hour burn-in process underlines the importance given to long-term reliability.

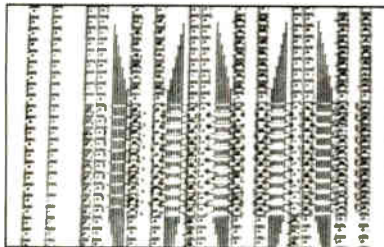
Leakage current figures are typically one tenth of the specification limit of 0.01 CV. Available in 7 case sizes, from 0.1 to 100 mfd and from 3.15 to 35 V.d.c. Write or 'phone for further data.

Tansitor dipped tantalum

Tansitor Electronics, Inc.
 West Road, P.O. Box 230, Bennington,
 Vermont 05201 Phone: (802) 442-5473
 TWX: (710) 360-1782
 Tansitor - reliable in so many ways

Circle 18 on reader service card

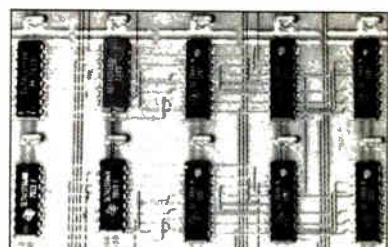
K6 divides by 10 the wire - weaving time for prototypes.



Detail of a K6 wired board.



A K6 board wired on both sides, ready for component insertion.



A fully equipped board after wave soldering

Automatic wiring insulated, bonded, soldered wire technique.

K6 allows extensive time-savings and there by cost savings to be made on prototype manufacturing, through the multi-layer weaving technique.

K6 advantages:

Speed: after computer-aided programming, all wiring operations are automatized.

Density: wiring on double-sided board with insulated wire-crossing permits a higher density going up to 39 packages DIL/DM2.

Reproducibility: reproduction of printed circuits is flawlessly assumed by full automation.

Modifications: can always be made at any stage of weaving process. Only the machine piloting program needs to be modified.

Evolution: K6 system is the only one suitable to the new generation of components, avoiding plated-through holes and using surface mounting (chip carriers).

K6 the new interconnection

(licence Commissariat à l'Énergie Atomique "LETI")



ÉQUIPEMENTS

CIT ALCATEL
 ALCATEL ÉQUIPEMENTS
 10, rue Latécoère, 78140 Vélizy - France
 Tél. (3) 946.96.20 poste 4051 - Téléx 696539 p. 127

Please, send me, without any commitment on my behalf, full documentation on the system.

Name _____ First name _____
 Company _____ Position _____
 Field of activity _____
 Address _____
 Telephone _____ Station _____

Marco Etilia

NEW FROM JONES INSTRUMENT CORPORATION...
MAKERS OF THE MOST COMPLETE LINE
OF TACHOMETERS IN AMERICA

COMPUTAK™



THE
WORLD'S FIRST
COMPUTER
HAND TACHOMETER

Advances the state of the art three ways. 1) Computak is extremely accurate at low speeds. 2) Computak has the widest speed range available Auto-ranging 4 1/2 digit display 25 - 50,000 RPM ± 1 digit; 3) Computak functions as 13 Tachometers in one instrument. **English System**, RPM RPS RPH • FPM FPS FPH • IPM IPS IPH • YPM YPS YPH • MPH. **Metric System**, RPM RPS RPH • mPM mPS mPH. Also available in single range bench and panel units.

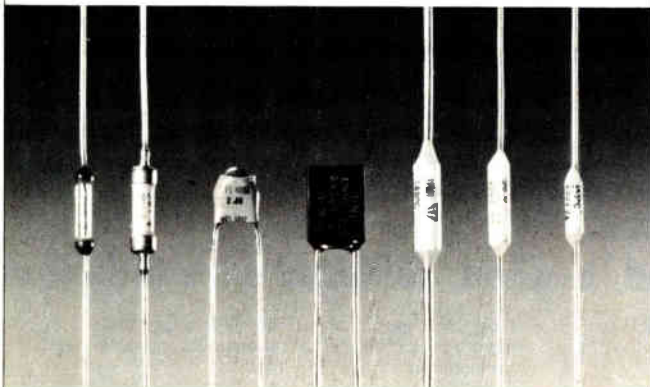
Jones®
INSTRUMENT CORPORATION



432 Fairfield Avenue Stamford, CT. 06904 (203)327-6440
Built on quality, performance, value and service... since 1900.

Circle 20 on reader service card

ELCUT Thermal Cutoffs Miniturized Minis



ELCUT thermal cutoffs are extra-small in size. Since they take up less space, they are ideal as thermal cutoffs to prevent damage from overheating in compact electrical devices such as transformers, motors, PCBs, solenoids, etc. They're economical too. Select the type you need from a wide variety of designs and leave the rest to ELCUT.

- Electrical ratings: Voltage 125V/250V Current 1-7A
- Operating temperatures: 75°C-184°C

UL File No. E50082



**UCHIHASHI METAL
INDUSTRIAL CO., LTD.**

9-14 Imazu-Kita 2-chome, Tsurumi-ku, Osaka 538, Japan.
Tel: (06) 969-0921. Telex: J64950 VIC.

284

Circle 22 on reader service card

New literature

tional Rectifier, Mallory, Motorola, Ohmite, Potter & Brumfield, RCA, SPC Technology, Sprague, Switchcraft, Texas Instruments, and many others. Descriptions, electrical and physical specifications, and illustrations are provided for semiconductors, resistors, capacitors, potentiometers, controls, switches, relays, fuses, circuit breakers, transformers, connectors, sockets, wire, cable, lamps, lights, and other products. Catalog No. 105 features a product index and an index by manufacturer to help select the desired product. For a copy, write to Newark Electronics, 500 N. Pulaski Rd., Chicago, Ill. 60624. [422]

Signature analysis. "A Manager's Guide to Signature Analysis" provides information for determining the cost and feasibility of using signature analysis for testing and servicing microprocessor-based products. The 12-page application note 222-3 is divided into seven sections and lists eight assumptions that may affect the economic analysis of a product. The simplified rules for estimating incremental costs and savings and for calculating returns on investments are clearly stated. Hewlett-Packard Co., 1507 Page Mill Rd., Palo Alto, Calif. 94304 [423]

Modular manufacturing. A 94-page brochure describes the Honeywell manufacturing system, whose major features are product and process structure control, inventory control, cycle counting support, order release, and performance measurement. Each of the six HMS modules—inventory record management, manufacturing data control, materials requirement planning, master production scheduling, capacity requirements planning, and statistical forecasting—is described through photographs, flowcharts, and computer-printout samples. They also each rate a chapter of detailed discussions. A copy of the publication may be obtained by writing to Honeywell Information Systems, 200 Smith St., Waltham, Mass. 02154. [424]


UNIRAY

The MCE UNIRAY™ (Universal array): a unique concept in semi-custom integrated circuits

Reduce your design cycle time and circuit development cost with Micro-Circuit Engineering's exclusive UNIRAY semi-custom approach.

MCE presently offers 20 basic arrays. Thirteen of them are analog, five are digital and two are analog/digital combinations. To achieve a semi-custom circuit that fits your application precisely, all you need do is study these standard arrays and design a metallization path that connects the appropriate components.

Get your end-product on the market sooner with the UNIRAY approach. Design aids, kit parts, prototype testing, a software library, factory assistance and the other things you'll need to develop semi-custom circuits for your system are all included. MCE facilities — including everything from 4" wafer fabrication to AC/DC final unit testing — are at your disposal. Write or phone today for details on the UNIRAY approach.



MICRO-CIRCUIT ENGINEERING, INC.
1111 Fairfield Drive, West Palm Beach, FL 33407, Telephone: 305/845-2837, Telex: 513463 (MCE NPAB)
Pirckheimer Str. 124, D 8500, Nuernberg, Germany, Telephone: 0911-533 933, Telex: 06 227 48 (SVOLKD)

QUICK RESPONSE COUPON

Name _____ Company _____ Title _____
Address _____ City _____ State _____ Phone _____ Zip _____

World Radio History
Circle 23 on reader service card


THE ZENDEX³ ZX-88³ & CP/M-86² 8088 RESIDENT UPGRADE FOR INTEL¹ MDS USERS

The ZENDEX ZX-88 is a versatile CPU Board compatible with the INTELLEC¹ Series II Development System. CP/M-86² from ZENDEX allows the ZX-88³ to boot and run the CP/M² software resident within the MDS. The ZX-88 can also have its CPU chip exchanged for an 8085A-2

to allow compatibility with ISIS-II and CP/M-80².

Since June of 1980, our customers have used the ZX-85/88 as an extra Development System or an upgrade to the MDS. During this introduction of the ZX-88,

ZENDEX will provide (at no extra charge) a copy of the CP/M-86 on an INTEL format MM FM diskette. ZENDEX also offers an INTEL format compatible Disk Controller Model ZX-200A that is an excellent choice for use with the ZX-88.



SBC BOARDS &
MDS Systems . . . by

Zendex[®]
corporation

6680 Sierra Lane, Dublin, CA 94556
(415) 829-1284 TWX 910 389 4009

1 — TM INTEL Corp. 2 — TM Digital Research 3 — TM ZENDEX Corp.


Circle 24 on reader service card

Undersea to outer space . . . **Ceramaseal**[®] hi-temp hi-alumina ceramic-metal seals:

- **HI-VACUUM, HI-PRESSURE TIGHT**
 < 1 x 10⁻⁹ torr
 > 10,000 psi
- **WIDE TEMPERATURE RANGE**
 Bakeable at 450°C; operate continuously at 350°C in air;
 withstand cryogenic temperatures
- **WITHSTAND THERMAL AND MECHANICAL SHOCK**
 due to carefully engineered design and strong
 ceramic-metal bond
- **FOR HOSTILE ENVIRONMENTS**
 Resist corrosion, radiation
 and high humidity



CATALOG
Has complete ordering
info. & design tips.
Write us for
your free copy.



STANDARD UNITS . . . 163 types
and sizes in catalog, most in stock.



SPECIALS . . . we design and produce
to meet your requirements.

Ceramaseal, Inc.

A SUBSIDIARY OF **INTERPACE**
CORPORATION

NEW LEBANON CENTER, NEW YORK 12126 • (518) 794-7800 • TELEX 145442

See Us Electro 81-Booth 1405


Circle 28 on reader service card

“Der Markt der Elektronik ist so international wie die Technologie.”

says Fritz Krusebecker, our salesman in Frankfurt.

“The manufacturers I call on here are involved in a worldwide market and they know it. They need an advertising medium that reaches buyers from Cologne to Kyoto to Kalamazoo.”

Electronics magazine's worldwide coverage applies both to the technology and to the market. To cover the technology, we have 40 editors stationed around the world reporting from wherever the technology is



happening. To cover the market, we have 321,942 readers in 127 countries. That's worldwide coverage!

“The headline translates: ‘The electronics marketplace is as international as the technology’, and that’s a fact,” says Fritz. “There’s just no way a magazine can cover this market unless its circulation reaches around the world.”

Exclusively yours,

A handwritten signature in black ink, which appears to read "Fritz".



Exclusively yours,

Electronics Magazine

UNEQUALLED RELIABILITY



MAGSTRIPE™

CARD READERS AND READER/ENCODERS

Magstripe™ Readers are known world-wide for proven performance.

The key is their patented spatial decoding technique which requires no compensation for speed or acceleration. The new Magstripe™ Encoders also have speed and acceleration independence through their unique emitter circuit.* Magstripe™ Readers and Encoders—The key to unequalled reliability.

*Patent Pending

MAGSTRIPE™ CONTROLLER — Unmatched flexibility to interface with YOUR System



Model 400 Controller
Self-powered Unit — PC Board version also available

Plugs Into
TERMINALS
MICRO-COMPUTERS
MINI-COMPUTERS
MAIN FRAMES
OEM SYSTEMS

- CONTROLS MAGSTRIPE™ Readers and Encoders • CONTROLS EXTERNAL USER DEVICES
- PERFORMS ANSI FORMATTING • PROVIDES RS232/449, Current-Loop, and TTL Interfacing
- IT'S READY TO GO — And at a fraction of the cost of designing and building your own controller/interface system.

CONTACT AMERICAN MAGNETICS OR YOUR NEAREST EUROPEAN SALES & SERVICE REPRESENTATIVE

Denmark
 Technitron ApS
 8, Smedeland
 DK-2600 Glostrup
 Phone: (02)969822
 Telex: 33514

France
 Technitron
 8, Avenue Aristide
 Briand
 92220 Bagneux
 Phone: 657.11.47
 Telex: 204792

**Benelux, W. Germany,
 Austria, Switzerland,
 Italy, Spain, Portugal**
 Farrington Int'l.
 Zijlweg 1
 2018 DA Haarlem
 The Netherlands
 Phone: 023319003
 Telex: 41130

Norway
 Technitron A/S
 Dalaneveien 18 a
 N-4600 Kristiansand
 Phone: (042)31480
 Telex: 18227

Sweden
 Technitron Sweden AB
 Box 49013
 S 100 28 Stockholm
 Phone: 08 / 520520
 Telex: 11113

United Kingdom
 Tekdata Electronics
 Federation Road
 Burslem Stoke-On-Trent
 ST64HY
 Phone: 0782-813631
 Telex: 36427



American Magnetics Corporation
 740 Watsoncenter Road
 Carson, California 90745
 (213) 775-8651 TWX 910-345-6258

See Us At
 Printemps Informatique — Paris — March 24
 Hannover Fair — Hannover — April 1
 NCC '81 — Chicago — May 4



ROEDERSTEIN specialized and worldwide in electronics

CAPACITORS

polyester, polycarbonate and polypropylene capacitors in foil/foil versions and metalized, aluminum-electrolyte capacitors, tantalum capacitors with liquid electrolyte, tantalum capacitors with solid semiconductor electrolyte, ceramic capacitors.

RESISTORS

carbon-film resistors, metal-film resistors, metal-oxide film resistors, precision wirewound resistors, potentiometers.

OTHER PRODUCTS

interference suppression devices, voltage multipliers, thick-film devices (thick-film hybrid circuits, resistor networks, high-valued resistors), semiconductors and micro-computer learning aids.

The range of application for ROEDERSTEIN components encompasses the whole entertainment electronics spectrum, household appliance and industrial electronics, communications, measuring and control, office equipment and computers, medical electronics, and the aerospace electronics sector. We can supply components that meet MIL, CECC and GfW specifications.

We will send you a condensed catalogue upon request. If you need specific information a detailed catalogue is available.

FIRMENGRUPPE ROEDERSTEIN

D-8300 LANDSHUT · FEDERAL REPUBLIC OF GERMANY · TELEX 0 58 335 (erola)

If you're in Electronics- you should be in Europe

*European electronics market set to top \$100 billion in 1981

*Sales forecast to top \$140 billion by 1984

*European electronics imports \$45 billion last year

The place to be in Europe is Redditch, England



The figures speak for themselves: without doubt the European electronics market presents forward thinking companies with unprecedented opportunities for rapid growth, sales and profit.

European manufacturers are at present able to supply only a small proportion of the existing market, and with the forecast rapid expansion there will be even greater opportunities for U.S. companies.

For many of these companies, England is the obvious location from which to base their industrial and commercial operations.

And at the 'Hub of England' is Redditch, an established and thriving business community situated at the centre of the U.K.'s freeway network, midway between Birmingham (England's No 2 city) and Stratford upon

Avon (Shakespeare's birthplace). The U.K.'s National Exhibition Centre and Birmingham

International Airport are only 25 minutes away. Two of the country's major universities are only half an hour away, providing a large proportion of the country's electronics graduates.

Redditch can supply your need

Source: 1981 Mackintosh Electronics Yearbook

REDDITCH The Hub of England



REDDITCH DEVELOPMENT CORPORATION
Plymouth Road, Redditch, Worcs, England.

Telex: Redlaw 335201

for factory and office space in a first class working environment, with modern and period housing, extensive leisure facilities and a 1 million sq. ft. shopping centre, all fully integrated.

It is this combination of facilities that has led many large U.K. companies to set up in the town alongside over a dozen foreign companies—including several from the U.S. All these companies have found that the complete Redditch 'package' of constructional expertise, finance, a skilled male and female labour force and worker housing have helped cut their start-up time and costs. More important, once started, first class labour relations and motivation have meant greater productivity.

Send off for more details about Redditch; we have the solution to your property requirements for the European electronics market.

REDDITCH DEVELOPMENT CORPORATION
Suite 208, 1499 Bayshore Highway, Burlingame,
California 94010

REDDITCH DEVELOPMENT CORPORATION
Suite 1230, 342 Madison Avenue, New York NY 10173

Circle 36 on reader service card

Entry error eliminated in Oak keyboards

The possibility of entering an error by striking more than one key simultaneously on a keyboard has been essentially eliminated in membrane-based full-travel FTM keyboards produced by Oak Switch Systems Inc. [*Electronics*, Aug. 14, 1980, p. 44]. With software, the Crystal Lake, Ill., division of Oak Technology Inc. has overcome what is usually termed n-key rollover and has at the same time licked the problem of the phantom key, the output of a key that hasn't been pressed. **Using a microprocessor to scan individual key-switch positions at a faster rate than a typist can strike the keys**, the software reads the keyboard and determines which keys are actuated and in which order, even 3 to 5 ms apart. Until the breakthrough with the Entry Error Elimination (E³) software, more than 80 diodes and 160 solder connections were needed to do the same job. E³ will be available as an option on all FTM keyboards.

Software defines chip personalities

What is perhaps the first universal programming system to **apply software techniques instead of personality modules to all programmable semiconductor devices** is about to be introduced by Citel Inc. The system 37 will program programmable read-only memories, erasable PROMs, and field-programmable logic arrays, among others. According to its developers at the new Sunnyvale, Calif., manufacturer, the system 37 can be used for complementary-MOS, n-MOS, or bipolar memory devices.

AMD pushes MOS products

Advanced Micro Devices Inc.'s MOS division, which accounts for slightly less than half of the Sunnyvale, Calif., firm's production volume, is planning an aggressive thrust with **an array of memories, a microcomputer, and peripheral devices**. Already being shipped as samples are two 4-K static random-access memories (the 4-K-by-1-bit 9147 and the 1-K-by-4-bit 9148) and a 2-K-by-8-bit and a 4-K-by-8-bit ultraviolet-light-erasable programmable read-only memory (the 9716 and 9732, respectively). Additionally, AMD is offering samples of an AmZ8016 direct-memory-access transfer controller for the AmZ8000 microcomputer family, as well as its version of the 8049 single-chip 8-bit microcomputer (Am9049) and 8041 universal peripheral interface (Am9041A). Among several proprietary n-MOS peripheral devices that will soon surface are the 9513 system-timing controller and the 9518 data-encryption chip.

C-MOS multiplexer handles video signals 10 MHz wide

The Semiconductor Products division of Harris Corp., Melbourne, Fla., is announcing a **four-channel monolithic complementary-MOS multiplexer capable of handling signals with bandwidths as great as 10 MHz**. The HI-524 therefore should be suited for use in video, radar, and telemetry applications. It switches among its four single-ended inputs in 150 ns. Prices range from \$7.73 to \$31.99 apiece in lots of 100 or more, depending on whether it is a standard or military configuration.

Intel development systems to get low-cost competition

After developing a line of Intel-compatible single-board computers, Zendex Corp. of Dublin, Calif., is taking direct aim at the market for Intel development systems. It will announce this month its family of Intel-compatible development systems, **including the \$9,406 Zendex model 835 and the \$18,656 model 845**. The 835, with dual 8-in. floppy disks, is to compete with Intel's \$15,000 model 235 but lacks the 235's cathode-ray

Products Newsletter

tube and keyboard. The 845, which will compete with the Intel 245, adds an Intel iSBC-206 hard-disk controller and a type-5440 disk drive. Both systems directly run all Isis software that can operate on comparable Intel systems and both include CP/M version 2.2 software, as well as a ZX-85 (8085) central processing unit with, among other things, 64-K bytes of random-access memory. A ZX-88 CPU board containing an 8088 micro-processor may be substituted for the ZX-85 board.

5½-digit DMM offers five standard functions

A microprocessor-controlled 5½-digit five-function portable multimeter will be privately previewed at Electro/81 to select customers of Racal-Dana Instruments Inc. Based on a Motorola 6802 8-bit microprocessor, the instrument **measures ac and dc voltage and resistance, plus ac and dc current.** The current functions are not usually standard in a 5½-digit DMM. Like the Irvine, Calif., firm's earlier μ 5000 series, the new DMM accomplishes digital calibration without internal adjustments by having the front-panel buttons pressed until the display matches a correction factor stored in the instrument's battery-powered random-access memory, along with all calibration constants. It will be priced in the \$1,000 range.

VLSI tester checks 288-pin assemblies at 40 MHz

The big brother of Genrad Inc.'s GR-16 test system for very large-scale integrated circuits has just been unveiled by the firm's Genrad-STI subsidiary in Milpitas, Calif. Called **the GR-18, the 40-MHz system can access three times more pins than the GR-16—288 versus 96** [*Electronics*, Jan. 13, p. 187]. Other key differences include the GR-18's capacity for independent dc parametric measurements, high- and low-voltage levels at all pins simultaneously, and a 50- Ω switching matrix at each pin for adding external instrumentation, signal generators, and analyzers to boost test capabilities. The GR-18 is much costlier than the GR-16, ranging from \$1 million to \$2 million.

Printer adds extra features for same price

A revamped version of the model 1201 dot-matrix printer will be announced soon by Computer Devices Inc. The Burlington, Mass., firm's printing terminal now offers as standard features **a 2-K-byte random-access memory buffer, polling, self-testing, serial interface, and 50-to-60-Hz international power compatibility.** Fifteen data-transfer rates—from 50 to 9,600 b/s—are selectable by switch, as are 80- and 132-column printing and a plotting feature with 0.017-in. resolution. Pricing for the new 1201 is the same as for the old: \$1,094 in 100-unit lots.

Price changes

- **Mostek Corp.**, Carrollton, Texas, is cutting prices on 43 STD bus microprocessor boards by an average of 30%, ranging from 50% on floppy-disk controller cards (\$350, down from \$695) to 22% on parallel input/output cards (\$195, from \$250).
- **Precision Monolithics Inc. of Santa Clara, Calif.**, has reduced prices as much as 50% on its OP-07 series of ultralow-offset-voltage operational amplifiers. For example, the OP-07AZ, with a typical offset voltage of 10 μ V in an eight-pin hermetic dual in-line package, has gone from \$35.70 to \$18.70 each in quantities of 100 to 999, and the same device with MIL-STD-883 class-B processing (OP-07AZ/883) has dropped from \$42.85 to \$22.40 each in like quantities.

**Introducing
GenRad's 1731
A/D, D/A tester.**

**And how to turn
it into a complete
linear IC
test system.**



GenRad's 1731 is one linear IC test system you simply won't outgrow. You can start with the model for A/D, D/A testing. Though it's a benchtop tester, it gives you plenty of big system capabilities. Like microprocessor control for high throughput and easy, fill-in-the-blanks programming. You also get summary sheets, binning, and parametric measurement displays.

And unlike other A/D, D/A testers, GenRad's 1731 has both A/D and D/A capabilities on a single family board, so you don't have to constantly swap boards to run your tests.

But GenRad's 1731 doesn't stop there. Just by adding a second family board, you can upgrade it to test op amps, comparators, voltage regulators, voltage followers, and current mirror amplifiers.

And that makes GenRad's 1731 the most complete linear benchtop tester you can buy.

The 1731 comes with GenRad's worldwide service capabilities behind it, including local application support, handler interface expertise, and a free program library.

If you need an A/D, D/A tester with room to grow, call toll-free 1-800-343-4470. (In Mass. call 617-890-4900.) Or write: GenRad, Concord, MA 01742.

 **GenRad**
Put our leadership to the test.

Circle 39 on reader service card

Who in the world offers the most outstanding choice and versatility in "off the shelf" card edge connectors?

It's EDAC again, and again!

EDAC'S Series 345/395 feature .100" spacing Card Edge Connectors. They are available in green diallyl phthalate and black alkyd insulating material. Including the range of contact choices, insulating material and mounting options, **seventy-five variations are available.**

Series 346/396 consist of .125" spacing Card Edge Connectors (green diallyl phthalate and black alkyd) and are available in **twenty-seven combinations.** Contact materials include; copper/nickel/tin alloy and 30 microinches of gold inlay.

EDAC takes justifiable pride in its reputation for quality, integrity, the fastest turnaround time in the business and competitive pricing. That's why more and more international companies throughout the free world, who take pride in their products, insist on EDAC Connectors. Make contact with the professional action people at EDAC today for your free catalogue.

Available through
National and International
Stocking Distributors
and Representatives.

EDAC

EDAC INC., 20 Railside Road,
Don Mills (Toronto) Ontario M3A 1A4
Tel: 416-445-2292 TWX: 610-492-1398

ANNOUNCING SPECTRUM SERIES I

A GIANT STEP FORWARD IN BENCHTOP IC TESTERS



DON'T LET THE SMALL SIZE FOOL YOU – SPECTRUM CAN CARRY AN INCREDIBLE TESTING LOAD!

Spectrum gives you AC and DC parametric/functional test capabilities in a low cost/high volume benchtop IC test system. It is the *only* benchtop that gives you the power to test static *and* dynamic devices. And that's not all:

- Tests all popular device families and fabrication technologies from 8 to 96 pins.
- Modular hardware and software lets you tailor the system to your needs and allows the system to grow to meet your changing test requirements.
- An optional IEEE-488 Bus allows Spectrum to operate with a host computer for multiple test station applications.
- The same highly trained field service and programming personnel that maintain Datatron's large test systems all over the world back-up Spectrum.

AVAILABLE MARCH 1981

IT DOESN'T HAVE TO BE BIG TO BE POWERFUL.....

The power to test microprocessors and dynamic memories under real world conditions doesn't have to carry a big pricetag. Spectrum provides the same test capabilities as the big \$100K+ systems do in incoming inspection applications – at half the cost.

The Big News in Small Testers is

SPECTRUM
SERIES I

datatron, inc. TEST SYSTEMS DIVISION

P.O. Box 11427, Santa Ana, CA. 92711 • (714) 544-9970 • TWX 910-595-1589
INNOVATORS IN ATE TECHNOLOGY

World Radio History

For further information and a free brochure on Spectrum, call or mail coupon to:

Datatron, Inc./Test Systems Division
P.O. Box 11427, Santa Ana, CA. 92711
(714) 544-9970 • TWX 910-595-1589

NAME _____

COMPANY _____

ADDRESS _____

CITY _____ STATE _____ ZIP _____

TELEPHONE _____

Circle 41 on reader service card

E

ABLE CABLE.

The solution to any flat cable need—from quality to availability—is always Scotchflex®.

For utility and performance, Scotchflex round-conductor flat cable—the industry standard—is available in #24-30 AWG, from 9 to 64 conductors.




For physical protection, there's heavy-PVC-jacketed cable; to protect against EMI and ESD, there's jacketed cable with 360° copper shield. Empty jacketing and custom constructions are also available, with and without shielding.



Use Scotchflex color-coded flat cable for individual-wire convenience. Fully zippable, it's available with from 9 to 64 conductors in 22, 26 and 28 AWG stranded.



Reduce cross-talk, boost signal density and control impedance with Scotchflex flat cable with copper mesh ground plane, in 28 and 30 AWG, with or without drain wires.



3M offers you a broad range of Scotchflex cables. Cables with the assured quality of precision-tolerance wire spacing. Cables with physical and electrical characteristics tailored to your specific needs.

Every type can be delivered immediately, in the quantities you need for your application. So call your 3M representative or distributor today. Or write Electronic Products Division/3M, Building 225-4S, 3M Center, St. Paul, MN 55144.

SPECIFY THE SOURCE.

"Scotchflex" is a registered trademark of 3M.

3M Hears You...

3M

Career outlook

Electro eyes career maintenance

■ Keeping abreast of technological advances is a concern of most engineers, and session 13 at this year's Electro in New York, April 7-9, will consider the various means available to engineers for career maintenance. Entitled "Maintaining Your Career—The Importance of Keeping Up with the State of the Art," it has been organized by Nina T. Kurtis, dean of continuing and independent programs for the Brooklyn, N. Y.-based Pratt Institute.

"The technology of the electronics industry is moving at such a rapid pace that the best route for keeping up is continuing education, rather than degree-granting programs," Kurtis says. "Continuing education provides flexibility and a variety of programs at many locations."

She has put the panel together from business, academic, and professional society circles and will be using editorial representatives to provide an overview. William Stack-Staikidis, dean of engineering at Pratt, and Cathy Figorito, associate editor at the Electronic Engineering Times, Manhasset, N. Y., will preside jointly over the session.

The first panelist is Joseph Biedebach, director of continuing engineering education at the University of South Carolina's College of Engineering in Columbia, S. C. Of Biedebach, Kurtis says that "he's Mr. Continuing Education in the engi-

neering field. As an educator, he will look at the place of a university in the continuing education field."

The second paper—which gives its name to the session—will be presented by James Hanlin, manager of educational services for the Instrument Society of America at Research Triangle Park, N. C. He will explore the role of a professional society in offering continuing education opportunities for the engineer.

Alice Morrison, manager of recruiting programs for Hewlett-Packard Co., Palo Alto, Calif., will deliver the third paper, "Student Work Experience Programs at Hewlett-Packard." She will outline those programs, as well as the company's faculty loan and visiting professor programs. She will also explain the environment for employee continuing education and what HP is doing to promote precollege interest in the sciences.

The fourth panelist is Ray Pryor, whose consulting business in Oak Park, Ill., specializes in adapting microcomputers for cars. "Specialized engineering consultants will be the wave of the future," Kurtis believes, "and to specialize, engineers must remain up to date."

The final paper, "Continuing Education—Commitment to a Way of Life," will be given by William Tucker, market development manager of Machine Design magazine, Cleveland, and examine means for staying current. -Pamela Hamilton



South? Technical/Professional Placement Network—fee paid. Murkett Associates, Box 527, Montgomery, AL 36101.

Combination Physics/Electronic Instructor to teach in a community college physics program including both transfer and technical physics as well as introductory technical electronics courses — to join 1 electronics and 2 physics teachers. Tenure track. Master's required. 2-3 years teaching or related field experience required. Starts August 20, 1981. \$13,688-\$30,768 ('80-'81 schedule) Contact: David Schultz, Vice President, Academic Services, Lincoln Land Community College, Springfield, IL 62708. EOE.

Instrument Engineer — South — To 36K. Major pulp mill undergoing multi-million dollar expansion. Murkett, Inc., Box 527, Montgomery, AL 36101.

Investment Analyst — To work in small, but highly sophisticated Midwest investment department which manages a large in-house pension fund. Excellent opportunity to learn total investment operation. Requires high academic record with recent M.B.A. from top quality school. Prefer engineering or science undergraduate major. Prior investment experience not required. Reply to: P-3850 Electronics.

Sacramento Peak Observatory — Sunspot, New Mexico. The Sacramento Peak Observatory, an Optical Solar Observatory, is seeking an Engineer, BSEE, with a minimum of two years experience, to be responsible for the Creative Design and Development of Electronics for Scientific Instrumentation. Knowledge of Digital Systems Design, A/D and D/A conversion, computer interfaces and packaging is needed. Familiarity with Microprocessors, Fast Memories, Solid State Photoelectric Arrays, Servos, and Stepping Motors would be helpful. Must be capable of completing projects where only the general objectives are stated. Send resume, including salary history, by May 1981, to: Frank A. Hegwer, Sacramento Peak Observatory, Sunspot, NM 88349. An Equal Opportunity Employer.

POSITIONS WANTED

Part-time Electronics Graduate Student with B.S. degree in electrical engineering seeking entry level position. Resumes, references on request. J. Ebrahimi, 89-09 150 Street, Flushing, NY 11367.


EMPLOYMENT SERVICES

Electronic engineering growth positions with clients located nationally. Our service is enhanced by the fact that I am an EE with 20 years in industry and over 10 years in placing professionals on an employer fee paid basis. Send your resume to Joe Torcassi, Director, J. Anthony & Associates, PO Drawer AD, Lynchburg, OH 45142. 513/364-2305.

RESUMES

Resumes—Complete instructions and examples; \$4. Consultants, Box 567—J. Bergenfield, N.J. 07621.

COLORADO



The state that offers engineers jobs with a future and a Rocky Mountain high quality of life

The career opportunities in the truly beautiful state of Colorado have never been better for professionals in avionics, aerospace, electronics, computer science and data processing. Already a hot spot for high-technology companies because of its favorable economic and environmental climate, the Centennial State is also expected to benefit from the new Reagan Administration's announced determination to increase the military muscle of the country's armed forces.

Because of the growing demands of high technology companies, experienced professionals and entry-level engineers in the disciplines mentioned above are badly needed in Colorado. The state is

noted for attracting engineers and their families who are looking for career opportunities and concerned about the quality of life.

"That's the message we receive from people once they decide to live here," says an executive of a major electronics firm.

According to Colorado Governor Richard D. Lamm, "Colorado holds recreational, educational, and business amenities for all who live here.

"We are blessed with moderate temperatures and sunny days for the tennis player and jogger, snow-covered hills for the skier and snowshoer, and miles of lakes and rivers for the fisherman and water skier.

"Colorado universities and colleges are known nationally and

internationally for the students they produce and the research they conduct.

"As a business center, Colorado is known as the cable TV capital and a leader in the energy industry.

"Truly, Colorado holds the best of all worlds for its residents."

The 38th state to join the union in 1876, Colorado offers a number of advantages to engineers concerned about their careers. For example, the Centennial State is the home of 30 top-flight colleges and universities for engineers who want to advance their careers.

In addition, most of the high-technology companies encourage their employees to take in-house training courses, many of which are piped in through closed-circuit TV

from nearby colleges.

Another Colorado advantage is the cost of living, including housing, which is below the average for other desirable areas in the country. This also holds true for the cost of utilities.

Colorado is also noted for its outstanding recreational facilities that include skiing, fishing, hiking, backpacking, camping, and mountain climbing.

Colorado has always been popular with vacationers and outdoor enthusiasts. The Centennial State is a magnificent 104,000 square miles of pure physical beauty. This, plus its unusually high quality of life, is the major lure to incoming engineers.

To give you an idea of what we're talking about, let's take a look at the cities in which high-technology companies are concentrated.

Boulder is a city of 200,000 thrust against a scenic backdrop called the Flatiron Mountains. The firms that seek engineers in Boulder include aerospace, computer, word processing, and electronic companies. Government research is also conducted in this lovely city, one of the leading scientific communities in the state.

Colorado Springs has everything going for it. The city of 250,000 looks out on majestic Pikes Peak. At an elevation near 6,200 feet, the sun shines on Colorado Springs 310 days a year. The metropolis, which one enthusiast calls a city of the 21st century, boasts 13 major museums and galleries, the Broadmoor International Center, Colorado Springs Symphony, Civic Theater, Fine Arts Center, and Cheyenne Mountain Zoo.

Because of its beauty and cleanliness, Colorado Springs has attracted top-notch electronic firms. Some of the reasons include low-cost housing, multifamily apartment residences with rentals typically in the \$200 to \$300 range and low-cost utility rates nearly 40% below the average city in the United States.


Fort Collins, located in the north central part of the state, is another city that has attracted electronics firms. In addition, Fort Collins is the home of Colorado State University with 100 buildings on 400 acres of beautiful campus. The city has a population of 79,860 with flat to rolling terrain and an altitude of approximately 5,004 feet.

Fort Collins has a pleasant

four-season climate. The city also features 17 public parks, 30 private swimming pools, three lakes, three public golf courses and 56 tennis courts.

It is adjacent to 790,000 acres of Roosevelt National Forest and the Rocky Mountain National Park, several ski areas, Horsetooth reservoir, Boyd Lake, and Poudre Canyon.

Loveland is located about ten miles south of Fort Collins. Dubbed the Sweetheart City, it sits 4,986 feet above sea level and has a population of about 36,000. Loveland is one of the industrial centers in Colorado with more than 50 industries located in its area.



Richard D. Lamm, Governor of Colorado, is known for championing new business in the Rocky Mountain state.

Loveland is considered the gateway to Rocky Mountain National Park through the scenic Big Thompson Canyon. The city receives approximately 302 days of sunshine.

State and retail taxes are low, and the average selling price for a house in 1979 was \$57,246, lower than most other parts of the country.

Denver is the capital city of Colorado and situated on the plains to the east of the towering and beautiful Rocky Mountains. It is the home of aviation, computer, and electronics manufacturers.

Denver also offers Colorado's unique quality of life. The city boasts a mild, pleasant climate. Its 1,600,000 people (2.6 million live in Colorado) are close to the mountains for recreational facilities. The city has a metropolitan atmosphere of art,

music, and theater, and a wide variety of shops and restaurants.

An interesting statistic is that Denver is second only to Washington, D.C. in terms of the level of educational attainment of its population.

Because it has become the distribution center of the Rocky Mountain and High Plains regions, Denver has a highly developed transportation system. Stapleton International Airport is the seventh busiest commercial airport in the United States and is served by 17 major airlines, several area airlines, and various charter services.

Denver is also the center of railroad traffic in the Rocky Mountain region because large wholesale and distribution businesses use Denver as a shipping point for distribution of their products.

Boulder, Colorado Springs, Fort Collins, and Loveland are all within an hour and a half of Denver.

The city boasts both college and professional sports, and the Denver Symphony Orchestra, which performs in the new Boettcher Concert Hall, a unique in-the-round structure that has drawn raves from music critics around the world.

Housing in Denver is also relatively low in cost. The average value of a home in Denver in 1978, for example, was \$54,000.

Add up all of Colorado's advantages and you can understand why the state has become so popular with high-technology companies. Many of these companies have moved their corporate headquarters to the Centennial State. And many of them are enlarging their facilities.


Consequently the need for engineers in a state where the mountains are outside your back door, the climate is dry, and rainfall averages about 15 inches a year, is becoming more acute.

In addition to its noted quality of life, Colorado offers engineers excellent salaries, a nice environment in which to live and work, and the opportunity to advance in one's career.

If you are an engineer who can't wait to settle in Colorado, consult the following Colorado Career Opportunities Section that follows. It is made up of companies that are seeking engineers with your talents to take a job with a future.

—John Brand.

**If You Think High Technology
Think STC. . .
It's Our Middle Name.**



We're Storage Technology Corporation, the world's largest manufacturer of high performance tape data storage equipment and a major manufacturer of disk subsystems. In addition to our disk and tape drive technology, we are now expanding into the development of **ADVANCED OPTICAL DISK RECORDING TECHNOLOGY**. Career opportunities are available for qualified professionals with experience in the following disciplines.

Analog Circuits, Servo Amplifier & Power Supply Design

Responsible for the design and development of servo circuits and power systems for optical data recording devices. BSEE, or equivalent experience, required.

Optical Disk Drive Servo Design

To design and implement high performance, high precision electromechanical servo mechanisms for optical recording devices. Strong background in analog circuit design a must in addition to 8-10 years experience in high performance disk drive development.

R/W System Engineer

Develop R/W system for high performance optical storage system. Experience in R/W on magnetic tape or disk units required. LSI design experience desirable.

R/W Engineer-Clocking

Develop clocking and data separation circuits for optical storage system.

LSI Design Engineer

Design devices to perform R/W channel functions in optical mass memory. Analog experience required. Magnetic tape or disk design experience highly desirable.

EE/Laser Diode Engineer

Test, evaluate and integrate laser diodes into optical recording systems. Analog circuit design experience is required and direct laser diode experience is preferred.

Electro-Optics Technician

Test and evaluate laser diodes, including building and debugging of electronic circuits. Minimum of two years experience required.

STC offers an excellent compensation package including health and insurance benefits, stock purchase plan and more. For immediate consideration please call COLLECT (303) 443-2874 or 2988, or send your resume in absolute confidence to STORAGE TECHNOLOGY CORPORATION, Dept. E3/24, 1221 Pearl Street, Boulder, CO 80302. We are an equal opportunity employer.



HELP YOURSELF TO SUCCESS

We're Honeywell Test Instruments Division, specializing in a broad spectrum of electronic design and manufacturing. One of the world's most advanced corporations. Small enough to notice and reward individual efforts. Yet big enough to offer you a challenging and stimulating career. Our magnificent climate at the base of the spectacular Colorado Rocky Mountains is an added bonus. As is the excitement of high technology in new product development areas including instrumentation tape recorders; graphic & imaging recorders; digital acquisition systems; and ultrasound & cardiac cath lab systems.

If you're ready for new challenges and an exciting new career consider the following choice engineering opportunities at Honeywell — and help yourself to success.

- PRODUCTION
- SENIOR ANALOG CIRCUIT DESIGN
- DESIGN ASSURANCE
- SOFTWARE & SYSTEMS DESIGN
- AUTOMATIC TEST EQUIPMENT
- DIGITAL & DIGITAL IC DESIGN
- QUALITY ASSURANCE
- ELECTRO/MECHANICAL PACKAGE DESIGN
- SENIOR MECHANICAL
- ELECTRONIC TECHNICIANS

If you would like to be considered for any of the above positions

**CALL SUE WELLS
(303) 773-4457**

for immediate consideration. Or, write to our Employee Relations Department, HONEYWELL TEST INSTRUMENTS DIVISION, Box 5227, Dept. E, Denver, Colorado 80217. We are an equal opportunity employer M/F/H.

Honeywell
TEST INSTRUMENTS DIVISION

DISCOVER MOSTEK.

Colorado Springs, Colorado, in the shadow of Pikes Peak. It's skiing, camping, fishing, hiking, and more. It's clean air, and sparkling streams, and vast stands of virgin timber. It's mountains, and meadows and Mostek.

Yes, we're in Colorado Springs. And our new VLSI plant here is the finest in the world. All of our equipment is state-of-the-art. And our design environment and support are the industry's best.

Surprisingly, considering the environment, we still have lots of openings for design, product, and process engineers.

And the opportunities are like the location: excellent.

In case you're not totally familiar with Mostek, we're the world leader in memory, microprocessor, and telecommunications IC technology. We offer


competitive salaries, and the best benefits package around—including full insurance (with dental), paid relocation and an outstanding profit sharing/retirement program.

If you're ready to move up, discover the snow-capped hills of Colorado. Discover the safe, clean environment of Colorado Springs. Discover the industry's newest, finest VLSI facility, where you'll have the opportunity, the tools, and the incentive to grow. Discover Mostek.

Call us, collect, at (303) 594-7000. Or send your resume with salary history, to Mostek, 1575 Garden of the Gods Road, Colorado Springs, CO 80907. Your correspondence will be held in strictest confidence, of course.

MOSTEK®

We are an equal opportunity employer. m/t/h/v



Opportunities/Colorado Springs for:

**C² ENGINEERS
SYSTEM ENGINEERS
COMMUNICATIONS
ENGINEERS**

The MITRE Corporation's office in Colorado Springs supports the Air Force in the acquisition, design, development, and integration of communications, command/control, missile/space systems and space defense systems supporting NORAD and other DoD agencies.

We have excellent opportunities for engineers who want a small group environment, working with large sophisticated systems within the framework of an established corporation noted for its expertise in command, control and communications.

We have openings for engineers with at least a BS degree in an appropriate field and at least three years' experience in military C³ systems or similar applications. Expertise should include experience in the planning, design, development, integration, cost estimating, or performance evaluation of systems involving one or more of the following:

- **Missile warning sensor systems**
- **Command center operations**
- **Satellite and land-based communications networks**
- **Space defense C³**
- **Local networking and distributed data bases**
- **ADP hardware in support of the above**

MITRE offers a compensation and benefits package designed to attract the top professionals in their field. Realizing that each employee's needs differ, we offer a number of options in retirement and insurance plans. You'll accrue vacation your first year of employment to a maximum of 3 weeks and tuition reimbursement (100%) is prepaid and includes registration, laboratory and graduation fees.

To learn more about MITRE send your resume to Mr. Bruce A. Feldmeyer, The MITRE Corporation, 1257 Lake Avenue, Colorado Springs, Colorado 80906. U.S. Citizenship required.

MITRE

MITRE is an equal opportunity employer actively seeking applications under its affirmative action program.



**EXPERIENCE
COLORADO!**

Ball Aerospace Systems, a division of Ball Corporation, is a leader in the development of space science instrumentation, electro-optics, antennas, military electronics and satellite systems and subsystems.

Ball is located in Boulder, just 20 miles northwest of Denver and nestled in the foothills of the majestic Rocky Mountains. We can offer you the lifestyle you are seeking in addition to a challenging opportunity with a leader in the aerospace industry.

Due to our continuous growth, Ball has immediate project assignments for individuals with expertise in the following disciplines:

- **Components Engineers**
- **Electronic Packaging Engineers**
- **Quality Engineers**
- **Technical Managers**
- **Program Managers**
- **Test Engineers**
- **Electrical Systems Engineers**
- **Analog/Digital Circuit Design Engineers**

We offer a competitive salary and benefits package including medical, dental and life insurance, stock purchase plan, 100% tuition reimbursement and **FOUR WEEKS VACATION** after one year.

If you are seeking a career with an industry leader, send your resume in confidence to:



**Aerospace
Systems
Division**

**Employee Relations
Department
P.O. Box 1062-(E)
Boulder, CO 80306**

Equal Opportunity Employer
M/F

HERE'S YOUR INVITATION
TO ENJOY A BETTER LIFE-STYLE
AND A MORE EXCITING FUTURE...
WITH DIGITAL IN
COLORADO SPRINGS.

We're supporting Digital's leadership in the minicomputer business by producing disk drives and other state-of-the-art mass storage products.

Reply to our invitation. We'll tell you about our diversified programs and the life-style you'll enjoy in Colorado Springs, a cosmopolitan city that's ideal for people who want a better place to live and work.

We typically have openings for people with a background in Business, Engineering, or Computer Science. Send your resume and salary history to Anthony Harris, Digital Equipment Corporation, Dept. 324 3861, 301 Rockrimmon Blvd. South, Colorado Springs, Colorado 80919.

We are an affirmative action employer.

digital

We change the way
the world thinks.

In sonics or phonics, why ELECTRONICS?

Because in these and hundreds of other fields, electronics applications are taking over. If your firm is looking for smart new electronics engineering graduates, you'll find them—and all other technical disciplines—through McGraw-Hill's **Graduating Engineer**.

Graduating Engineer is editorially planned to serve the career needs of soon-to-graduate engineers in civil, chemical, nuclear, industrial, electrical/electronic, aeronautical, mechanical, mining and petroleum fields, and computer sciences. Complimentary, all-request circulation puts your recruitment advertising before a *guaranteed* 70,000 senior level engineering students in every major engineering school in the U.S.—nearly 500 institutions in all! And a unique student resumé forwarding plan, at no charge, supplies basic personnel information, as well as putting advertisers in touch with graduating engineers interested in *their* companies.

For full information on **Graduating Engineer**, call or write the Classified Representative at your nearest McGraw-Hill Regional Office. Or contact Nancy Pezzino at (212) 997-3308.

**GRADUATING
ENGINEER**



McGraw-Hill Publications Company
1221 Avenue of the Americas, New York, N.Y. 10020

Engineers

SIEMENS

Colorado Opportunities

You will like our suburban location, just 15 miles north of Denver, where you can enjoy plenty of excellent hunting, fishing and skiing locations. We are the world's 5th largest producer of electrical and electronic equipment and the fastest growing power semiconductor manufacturer in the country. We have immediate openings for:

SENIOR APPLICATIONS ENGINEER

This is an opportunity to get involved in the early stages of a rapidly growing MOSFET transistor field. The successful candidate must have good written and oral communication capability in addition to a solid background in circuit design/switch mode circuitry plus transistor applications with a BSEE or equivalent. Will be a key member of Siemens SIPMOS program with responsibility for North American customer support and applications.

ENGINEERING SUPERVISORS Q.A./Q.C.

Positions will be responsible for establishing, maintaining and supervising a High Rel Group, Q.C. finished goods, final test and Q.A./Q.C. auditing. Requires BSEE and a minimum of 5 years experience. Exposure to electrical, thermal, mechanical measuring, test equipment desired.

ELECTRONIC MAINTENANCE ENGINEER

Individual will be responsible for initiating a maintenance service program and a metrology program that would include a system for the calibration of all plant test equipment. Requires BSEE or equivalent and 5 years experience with exposure in high voltage and high current equipment.

Due to our aggressive plant expansion program, we anticipate the need to recruit management, engineering and technical support positions. For excellent salary and benefits, send work experience and salary requirements to Employment Manager or call COLLECT (303) 469-2161.

Siemens Corporation

Colorado Components Division
800 Hoyt Street
Broomfield, Colorado 80020

An Equal Opportunity/Affirmative Action Employer

Engineers/Marketing Managers



Distribution Equipment

Circuit Breaker Types

Is your perspective wider than the drawing board or desk top?

Do you want a leadership role in the engineering or marketing area of a fast growing business?


General Electric seeks top notch engineers and marketing professionals to help expand its Distribution Equipment Division to meet the challenges of the '80s and beyond. We seek very special people. Innovators. Persuaders. People who can inspire. And grow with a company that is a pacesetter in its field.

Is this you? If so, think about joining us in a great part of New England. Close to the ocean, close to the mountains. In the countryside near Hartford, Conn., a lively, affordable city you'll enjoy getting to know.

Here are some of the positions we need to fill.

Marketing Zone Managers—OEM, Project and Merchandising Sales—Positions require BS/Engineering or equivalent technical education and marketing training. Two years of marketing experience in the industrial/construction circuit breaker market is required. Knowledge of components and assemblies manufactured by GE is helpful.

Marketing Product Managers—Residential/Commercial and Industrial Markets—Positions require BS/MS or equivalent in a technical or marketing field. Four years of marketing experience, with knowledge of residential and commercial circuit protective component and distribution equipment



markets. Conceptual talents a must.

Electronics Engineers—Positions require a BS/MS in Electrical Engineering or other related fields. Three years of experience in volume solid-state products design and applications or micro-computers is desirable.

Electronic Packaging Engineer—Position requires a BS/MS in Mechanical Engineering or related field. Three years of experience in electronic packaging techniques, part molding, and process development is required.

Project Engineers—Positions require a BS in Electrical Engineering, Mechanical Engineering or Physics. Advanced degree is desirable. Three to five years experience in design of electromechanical devices is needed. Knowledge of manufacturing processes and procedures and circuit protective equipment and application is helpful.

Design Engineers—Positions require a BS in Electrical Engineering, Mechanical Engineering or Physics. Two years experience in design of electromechanical devices with emphasis on small mechanisms. Knowledge of arc interruption techniques useful.

If you have the qualities we seek, we should talk. Please send your resume and salary history to Ernest Bell, Ref. 78-M, Professional Relations Manager, General Electric Company, 41 Woodford Avenue, Plainville, CT 06062. An Equal Opportunity Employer, M/F

GENERAL  ELECTRIC

Who will be first to electronically forecast the future?

It could be you and Hughes Support Systems.

In fact, a big part of our business is to simulate tomorrow's possibilities today — and in a variety of ways.

Our logistics support, our computerized training systems, our electronic simulators are all firsts that in a specialized way forecast, plan or prepare for almost every kind of crisis.

So that everyone — from pilots in hazardous skies, to troops at the front, to the technicians who support them — is ready for the future when it arrives.

With Hughes Support Systems, you could be part of state-of-the-art electronics here at home, or part of a field support team that's swept to almost

any site on earth. You could be involved in an almost unlimited array of support programs and systems and devices that affect defense avionics, missiles, and electro-optics — and the people who depend on them throughout the free world.

And it's all part of Hughes, with 1,500 projects and a backlog of over \$5 billion.

Who will be first with the electronics and support of tomorrow? Who will be first to teach the technology of the future?

It could be you and Hughes.

At Hughes Support Systems, we'll introduce you to people, ideas and jobs that could change your world. And maybe ours.

Call or send resume to:

Hughes Support Systems
Dept. 208, B130/MS4
P.O. Box 90515
Los Angeles, CA 90009
(213) 670-1515 ext. 5444

Current openings:

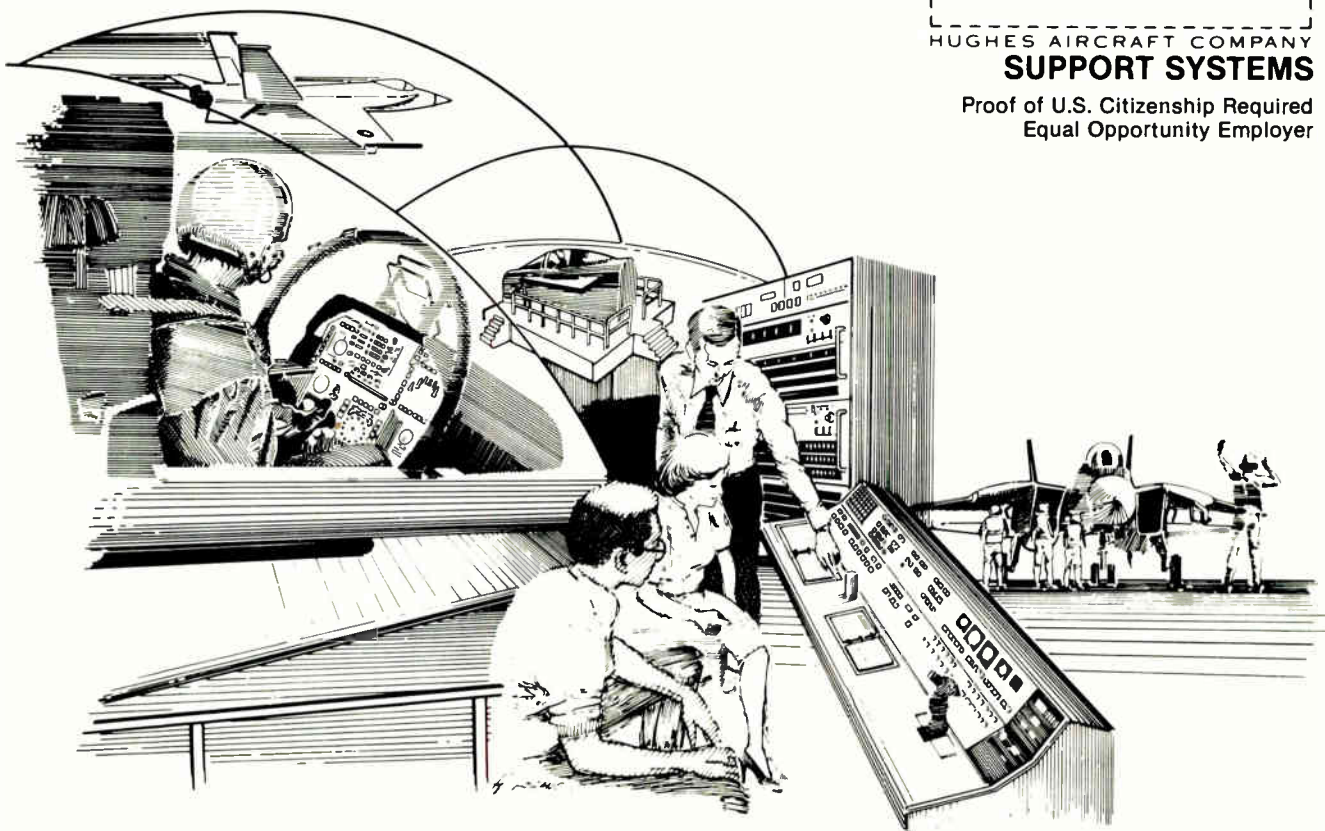
Field Engineering
Product Support
Logistics Support Analysis
Maintainability
Electro-Optical Testing
Real-Time Programming
Analog/Digital Circuit Design
Automatic Test Systems Design
Systems Engineering
Project Engineering
Calibration
Engineering Writing
Training Engineering

It could be you and Hughes Support Systems.

HUGHES

HUGHES AIRCRAFT COMPANY
SUPPORT SYSTEMS

Proof of U.S. Citizenship Required
Equal Opportunity Employer



Solid State Research Group Leader

Tektronix Laboratories has need for an experienced professional in the area of advanced silicon IC process technology. The individual will be responsible for contributing to and leading (5 to 10 engineers) a growing research effort in new materials and advanced IC structures and circuits. Primary focus will be high power laser processing techniques. Background must include significant R&D experience in all aspects of device oriented materials and processing. A well equipped research oriented IC cleanroom facility is available for R&D work as well as others for engineering development and manufacturing. We feel this position represents an excellent opportunity for someone to join a respected company that has been developing and manufacturing high performance custom IC's for over 13 years in the Portland metropolitan area.

For consideration, please call Gary Hecht at (800) 547-1164, or send resume to Gary Hecht, MS Y6-010, Tektronix, Inc., P.O. Box 500, C-37, Beaverton, Oregon 97077.

An equal opportunity employer m/f/hc.

Tektronix
COMMITTED TO EXCELLENCE

S.W. & SUNBELT

- System EE's
- Design EE's
- Product EE's
- Software
- Design ME's
- Communications

\$20,000 to \$50,000
100% Fee Paid

Specializing in placing technical people with data acquisition and peripheral equipment manufacturers located across southern U.S. Send complete resume, salary history and geographic preferences to:

J. Robert Thompson Companies, Inc.

Management & Employment Consultants
2200 West Loop South, Suite 800
Houston, Texas 77027 713/627-1940

Electronic Technician

To repair, calibrate and maintain a wide range of analytical equipment for a growing Chemical Company. Knowledge of spectrophotometers and pH meters helpful. Degree in electronics or equivalent experience preferred. Secure working environment and a full range of company paid benefits. Salary commensurate with background. Call our Personnel Department at: 1-800-325-3010 or send resume to

Personnel Manager
Sigma Chemical Company
P.O. Box 14508
St. Louis, MO 63178

FOR SALE

Back issues of IEEE Spectrum for sale. Write: Cresset, Box 976, Beltingham, Wash. 98227.

Account/ Market Manager

Give Your Electronics & Engineering Expertise A Progressive New Focus

Herman Miller, Inc., an innovator in the design and manufacture of interior systems for a variety of markets in the office, health care, institutional and light manufacturing fields, has a challenging opportunity for an individual with technical sales experience in the electronics field. A background in Industrial Engineering would be ideal, familiarity with Methods and Process Engineering helpful.

This position has day-to-day service and selling responsibility for the Greater San Francisco area plus the Northwest, identifying and developing sales opportunities. The salary is excellent and the benefits generous. For immediate attention please forward resume in confidence.

Mark de Roo
Herman Miller, Inc.
8500 Byron Road
Zeeland, Michigan 49464

At Herman Miller, we are proud of our efforts as an Affirmative Action Employer and encourage women, minorities and the handicapped to apply.

NOTICE TO EMPLOYERS:

Why we can recommend our readers for the top jobs

The subscribers to this magazine have qualified professionally to receive it. They are also paid subscribers—interested enough in the technological content to have paid a minimum of \$19 for a subscription.

As subscribers to ELECTRONICS, our readers have told you several things about themselves. They are ambitious. They are interested in expanding their knowledge in specific areas of the technology. And they are sophisticated in their need for and use of business and technology information.

Our readers are now in senior engineering or engineering management, or they are on the road toward those levels. In either case, they are prime applicants for the top jobs in almost any area.

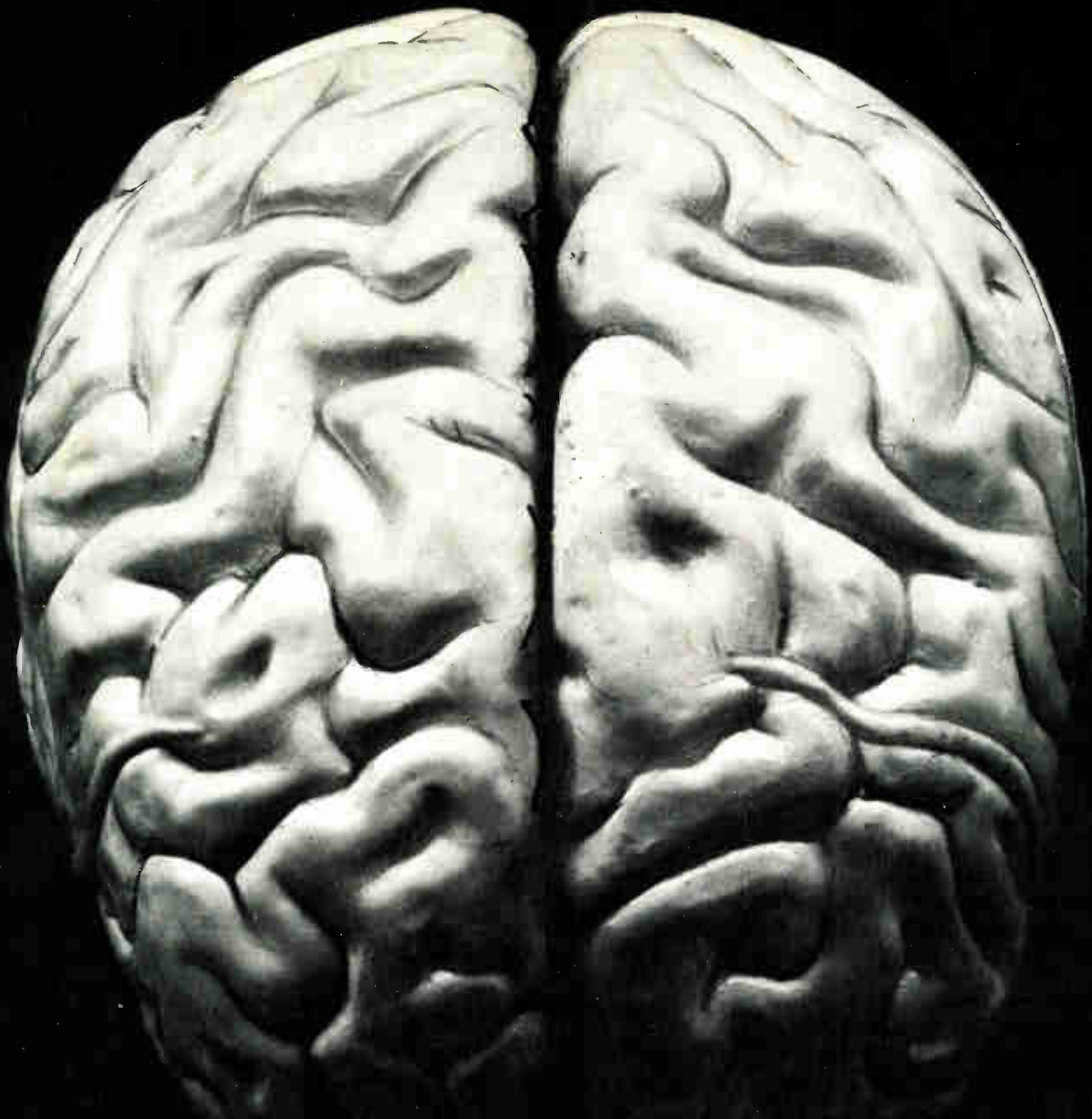
If you are interested in recruiting the best people in electronics, these pages are open to you for your recruitment advertising.

Our readers are not "job-hoppers". To interest them you will have to combine present reward with challenge and opportunity for future career advancement.

The cost of recruitment advertising on these pages is \$87 per advertising inch. For information call or write:

Electronics

Post Office Box 900, New York, NY 10020
Phone 212/997-2556



We're looking for the best brains in the microelectronics business.

We need these brains to fill positions at our new ultra-sophisticated \$100 million Microelectronics Center in North Carolina, as well as at our other established facilities.

At GE we're committed to joining the leaders in the industry. And right now, we're looking for people in all categories of Integrated Circuit Design, VLSI Device Structure Design, VLSI Process Development, Integrated Circuit Application Engineering, Integrated System Architecture,

and Integrated Circuit Software Design.

If you're interested, send your resume to GE Microelectronics Center, PO. Box 13049 Research Triangle Park, N.C. 27709, or call us at 1-(800) 334-8529.

**Advanced Microelectronics Operations
General Electric Company**

An Equal Opportunity Employer M/F

Visit our Hospitality Suite at Electro '81. See a GE representative for tickets.

ACDC Electronics	262	Converter Concepts	218	* Feme S.P.A.	189
‡ Acme Electric	46	‡ Convergent Technologies, Inc.	116, 117	■ Ferranti Packard, Ltd.	220
Acurex Corporation	80	Coto Corporation	238	■ First Computer Corporation	15
ADAC	216	Cromemco	2	* Fivre S.p.A.	177
□ Adelsy	16E-B, C, D, E	■ Custom Electronics	312	John Fluke Manufacturing Company	107, 109
* Adret Electronique	32E	Data General	272	Foundation Electronic Instruments, Inc.	232
Advanced Micro Devices	10, 11	Data I/O Corporation	275	‡ Gates Energy Products, Inc.	69
■ AEG Telefunken	183	■ Data Precision	83	GCA Corporation	28, 29
Airpax Division North American Philips	191	Data Systems Design	32	* GEC M-O Valve	64
■ Alco Electronic Products	236	■ Data Translation	101	‡ General Electric Instrument Rental	172, 173
Alps	226, 227	Dataproducts	244, 245	General Instrument Microelectronics	114, 115
* Altos Computer Systems	116, 117	Datatron, Inc.	295	Genisco Technology Corporation	250
American Magnetics Corporation	288	Datum, Inc.	192	■ GenRad	293
AMF/Potter & Brumfield	199	Decitek	200	Georgia Power Company	268
■ AMP, Inc.	18, 19	■ Delevan Division American Precision	190	Germanium Power Devices Company	130
‡ Amphenol North America	193	Deltron, Inc.	282	Global Specialties Corporation	38
A.P. Products	57	■ Dialight	270, 271	Gould Inc., Instruments Division	98, 170, 171
Axiom	174	Disc Instruments, Inc.	274	Gould Inc., Instruments Div., SC Operations	22, 23
Bafco, Inc.	310	Dolch Logic Instruments	17	■* GTE Microcircuits	197
Bausch & Lomb Scientific Optical Products	179	‡ Dow Corning Resins & Chemicals	189	■ Hewlett Packard	1, 20, 21
‡ Beckman—Electro Products Group	197	Eastern Air Devices	238	□ Hewlett Packard Italiana	24E-A&B
■ Bendix Electrical Components Division	239	‡ Eastman Kodak Company	64	Hughes Aircraft Company, Solid State Products	249
Berg Electronics	223, 233	‡ Eaton Corporation, Cutler Hammer	177	Hybrid Systems	87
■ B & K Precision	201	Eaton Corporation, Electronics Instrumentation	256	Hysol	154
■ Bud Industries	264	EDAC Connectors	294	INCO	60
Burroughs	70	E-H International	277	Information Handling Services	76, 77
Calma	242, 243	Electrohome, Ltd.	213	* Inland International, Inc.	28E
Cambion	179	Electronics & Control Engineers Book Club	278-281	■ Integrated Circuit Engineering Corporation	196
The Carborundum Company	182	Electronic Development Corporation	47	Interdesign, Inc.	251
■ CELCO (Constantine Engineering Labs Co.)	187	‡ Electronic Measurements, Inc.	59	International Microcircuits, Inc.	43
Ceramaseal, Inc.	286	■ Electronic Navigation Industries	6	‡ Intersil	62, 63, 68
■ Chesterfield Products	180	Elevam Electronic Tube Company, Ltd.	138	Intertek	215
CIT ALCATEL	283	Elpac Power Supplies	138	* Italtel/SIT	111
* Citel	29E	* EMI SE Labs Data Products	193	■ ITT Cannon Electric	202, 203
■ C & K Components	276	■ EMI Technology	234	** ITT Capacitors	185, 26E
■ Clairex Electronics	4C	EMM SESCO	257	* ITT Intermetall	68
Computer Products, Power Products Division	26	□ ESE	16E-F	‡ ITT Semiconductor	105
Condor, Inc.	311	Everett/Charles Test Equipment, Inc.	164	* ITT Standard AG	1E


■ Johanson Manufacturing Corporation	86	■* Positronic Industries	16E, 22E, 30E	• TEAC Corporation	24E
Jones Instruments Corporation	284	Power One, Inc.	167	Tecknit (Technical Wire)	252
‡ Kontron Electronics, Inc.	61	■ Precision Filters	110	• Tektronix	9E
• Kyowa Electronic Products Company, Ltd.	105	Pro-Log	25	Tektronix	30, 31, 74, 75, 208, 209, 247
Lawrence Livermore Labs	263	Qantex Division of North Atlantic Industries	149	Texas Instruments, Inc. (Digital Systems Div.)	9
□ LASI	16E-A	• Racal Microelectronics Systems	46	Texas Instruments, Inc. (Semiconductor)	228, 229
• Lemo SA	29E	• Racal Recorders, Ltd. Instrumentation	61	Texas Instruments Semiconductor	88-94
• Leybold Heraeus Gmbh Hanau	18E	■ Radio Research Instrument Company	222	Textool Products/3M	14
Litronix	255	• Radiohm	181	Thick Film Systems	220
• LTX Corporation	172, 173	Radiometer Electronics, U.S., Inc.	58	Thomson CSF/DSC	217
Lumonics, Inc.	106	RCA Solid State	16, 194	Thomson CSF/DTE	35
Magtrol	312	Redditch Development Corporation	290	Trio-Tech International	232
Markem	186	‡ Resistor Research Corporation	111	TRW/IRC Resistors	118
Martin Marietta	254	Robinson Nugent, Inc.	204, 205	TRW LSI Products	97
• Matsushita Electric Trading Company	23E	Rockwell Microelectronics Device Division	240, 241	Uchihashi Metal Industrial Company, Ltd.	284
MDB Systems, Inc.	261	Ernst Roederstein GmbH	289	United Systems Corporation	269
Micro-Circuit Engineering, Inc.	285	• Rohde & Schwarz	11E, 13E, 15E	• United Technical Publications	59
■ Micro Component Technology	195	□ R.S. Components, Ltd.	16E-A-1, 16E-B-1	United Technology	259
• Micro Consultants Group	25E	Howard Sams & Company, Inc.	198	• Vero Electronics, Ltd.	31E
• Micropolis Corporation	17E	■ Sanyo Electric, Inc.	273	‡ Viking Industries	181
Minato Electronics, Inc.	7	• SECI	21E	Waters Manufacturing	218
■ Mini-Circuits Laboratory	5	SGS-Ates	168, 169	Wavetek San Diego	265
3M Company, Electronics Division	296	Shugart Associates	2C	Weckesser Company, Inc.	212
Mostek Corporation	27, 45, 78, 79	• Siemens AG	6E, 27E	Wilhelm Westermann	8
Motorola, Inc., Component Products	230	‡ Siemens Corporation	184, 185	White Industrial Products S.S.	274
Motorola, Inc., Display Systems	140	Silicon Systems	36, 37	Xciton	188
• Murata Manufacturing Company, Ltd.	20E	• Siliconix, Inc.	112, 113	Yahara, Inc.	236
MWS Precision Wire	222	Snap-on Tools Corporation	138	Zendex Corporation	286
■ National Semiconductor	49-56	• Solartron Ltd., D.V.M. Division	4E, 5E	Zenith Corporation	85
Neff Instrument Corporation	206	• Sord Computer Systems, Inc.	32E		
Nicolet Instrument Corporation	253	Spectra Strip	221		
Nippon Electric Company, Ltd.	210, 211	■ Spectrol Electronics	231		
■ Non-Linear Systems	235, 237	Sprague Electric	67		
Noritake Electronics, Inc.	161	Stackpole	224, 225		
North West Industrial Development Assoc.	311	Sumitomo Electric Industries, Ltd.	214		
Oak Industries	267	Synertek	13, 73		
■ Opto 22	3C	‡ Takeda Riken Industry Company, Ltd.	112, 113		
■* Philips T & M	2E, 3E, 19E	Transistor Electronics	283		
Plastics Engineering Company	12				

Classified and employment advertising

Ball Aerospace Systems	302
Digital Equipment Corp.	303
General Electric	307
General Electric, Oist. Equipment Div.	304
Honeywell	300
Hughes Aircraft	305
Miller, Herman Inc.	306
Mitre Corp.	302
Mostek	301
Siemens Corp.	303
Sigma Chemicals	306
Storage Tech Corp.	300
Tektronix Inc.	306
Thompson, J. Robert Co., Inc.	306

■ For more information of complete product line see advertisement in the latest Electronics Buyers Guide
 * Advertisers in Electronics International
 ‡ Advertisers in Electronics domestic edition
 † Advertisers in regional issue

**FREQUENCY RESPONSE
ANALYZERS FOR
SWITCHING REGULATOR
PHASE & GAIN MEASUREMENT
AND SERVO DEVELOPMENT**



Model 916 is an automatic or manual two channel, sweep Frequency Response Analyzer, providing all of the means necessary to measure, display and plot amplitude ratio (db) and phase shift vs. log frequency, (three Models covering 0.005 to 50,000 Hz) either point by point or in controlled sweep from any start to stop frequency between any two points in the system under test, with high noise and harmonic rejection thru fourier integral analysis. Other Models available, including programmable and multiple channel.

BAFCO, INC.

717 MEARNS ROAD
WARMINSTER, PENNSYLVANIA 18974
TEL.: (215) 674-1700 TWX No. 510-665-6860

Circle 43 on reader service card

**The NEW EBG
is now available!**



Yes, please send me _____ copies of 1980 EBG.

I've enclosed \$30 per copy delivered in USA or Canada. Address: EBG, 1221 Avenue of the Americas, New York, N.Y. 10020.

I've enclosed \$52 for air delivery elsewhere. Address: EBG, Shoppenhangers Road, Maidenhead, Berkshire S16, 2Q1 England.

Name _____

Company _____

Street _____

City _____

State _____ Zip _____ Country _____

Advertising Sales Staff

Advertising sales manager: Norman Rosen
3200 Wilshire Blvd., South Tower
Los Angeles Calif. 90010 [213] 487-1160

Market managers:

Components: William Boyle, Rochester, N.Y.
Computers & Peripherals: Frank Mitchell, Boston
Test & Measurement: Don Farris, San Francisco
Semiconductors: Norman Rosen, Los Angeles

Atlanta, Ga. 30309: Peter Stien
100 Colony Square, 1175 Peachtree St., N.E.
[404] 892-2868

Boston, Mass. 02118: Frank Mitchell
Paul F. McPherson, Jr.
607 Boylston St., [617] 262-1160

Cleveland, Ohio 44113: William J. Boyle
[716] 248-5620

Fort Lauderdale, Fla. 33306: Peter Stien
3000 N.E. 30th Place, Suite #400
[305] 563-9111

New York, N.Y. 10020
1221 Avenue of the Americas
John Gallie [212] 997-3616

Matthew T. Reseska [212] 997-3617

Philadelphia, Pa. 19102: Matthew T. Reseska
Three Parkway, [212] 997-3617

Pittsburgh, Pa. 15222: Matthew T. Reseska
4 Gateway Center, [212] 997-3617

Rochester, N.Y. 14534: William J. Boyle
Powder Mill Office Park, 1163 Pittsford-Victor Rd.,
Pittsford, N.Y. 14534 [716] 248-5620

Chicago, Ill. 60611
645 North Michigan Avenue
Jack Anderson [312] 751-3739

Robert M. Denmead [312] 751-3738

Southfield, Michigan 48075: Jack Anderson
4000 Town Center, Suite 770, Tower 2
[313] 352-9760

Dallas, Texas 75201: John J. Uphues
2001 Bryan Tower, Suite 1070
[214] 742-1747

Denver, Colo. 80203: Harry B. Doyle, Jr.
655 Broadway, Suite 325
[303] 825-6731

Houston, Texas 77040: John J. Uphues
7600 West Tidwell, Suite 500
[713] 462-0757

Los Angeles, Calif. 90010: Chuck Crowe
3200 Wilshire Blvd., South Tower
[213] 487-1160

Costa Mesa, Calif. 92626: Edward E. Callahan
3001 Red Hill Ave. Bldg. #1 Suite 222
[714] 557-6292

San Francisco, Calif. 94111: Don Farris,
Larry Goldstein, Lauren Scott
425 Battery Street, [415] 362-4600

Paris: Michael Sales
17 Rue-Georges Bizet, 75116 Paris, France
Tel: 720-16-80

United Kingdom: Simon Smith
34 Dover Street, London W1
Tel: 01-493-1451

Scandinavia: Andrew Karnig and Assoc.
and Simon Smith
Kungsholmsgatan 10
112 27 Stockholm, Sweden

Tel: 08-51-68-70 Telex: 179-51

Milan: Ferruccio Silvera and A. Fabio Guarneri
1 via Baracchini, Italy
Tel: 86-90-656

Brussels:
23 Chaussee de Wavre
Brussels 1040, Belgium
Tel: 513-73-95

Frankfurt/Main: Fritz Krusebecker
Liebigstrasse 27c, Germany
Tel: 72-01-81

Tokyo: Akio Saijo and Hirokazu Nakamura
McGraw-Hill Publications Overseas Corporation,
Kasumigaseki Building 2-5, 3-chome,
Kasumigaseki, Chiyoda-Ku, Tokyo, Japan
[581] 9811

Business Department

Thomas M. Egan
Production Director
[212] 997-3140

Carol Gallagher
Production Manager
[212] 997-2045

Betty Preis
Production Manager Domestic
[212] 997-2908

Thomas Kazich
Production Manager Related Products
[212] 997-2044

Karen Walpole
Production Assistant
[212] 997-2843

Frances Vallone
Reader Service Manager
[212] 997-6057

Electronics Buyers' Guide

H.T. Howland, General Manager
[212] 997-6642

Regina Hera, Directory Manager
[212] 997-2544

Classified and Employment Advertising

Gerry F. Moss, Manager
[212] 997-2897

**If you
need
service
on your
subscription
to ...**

Electronics

*Do you want to
change your
address?*

*Have you missed
an issue?*

*Was your copy
damaged?*

**Please call your
representative**

(609) 448-8110*
For immediate help

*9 a.m.—4 p.m. EST






Is Coming On Strong With . . .

New 5 & 3 Output Fixed Disk Memory Power Supplies For Winchester, Shugart, Micropolis and Other Fixed Disk Memories

Here they are, 7 brand spanking new fixed disk open frame power supplies for Winchester, Shugart, Micropolis and other fixed disk memories. Delivery is just stock to 4 weeks. And they are the only fixed disk supplies with an international transformer as standard. Take a peek at our specs and prices. Then pick up the phone and call Condor or your Condor rep and order yours. Also, ask for our 8 page catalog listing over 120 open frame power supplies.

CONDOR... WE'RE COMING ON STRONG!



SPECIFICATIONS

Input: 100/115/215/230V ± 10%
47-440 HZ
Line Reg: .02% for a 10% input change
Load Reg: .02% for a 50% load change
Ripple: 3.0 MV PK-PK max., 20V to 200V .02% PK-PK max
OVP: Output #1
OVL D Protect: Auto, Current Limit, foldback
Temp: 0 to 50°C at full current
Temp. Co-efficient: ± .01% 1°C max.
See EEM-Pg. 3324 & Goldbook, Vol. 1-Pg. 423

Model	Output 1	Output 2	Output 3	Output 4	Output 5	Case	1-@ Pr.
FDBB-149	+ 5V @ 15A	+ 24V @ 2/4.5A PK	+ 12V @ .8A	- 5V @ .8A	- 12V @ 1A	DBB	\$169.00
FNBB-119	+ 5V @ 9A	+ 24V @ 2/4.5A PK	+ 12V @ .8A	- 5V @ 1A	- 12V @ 1A	NBB	140.00
FCBB-89	+ 5V @ 6A	+ 24V @ 1.5/4.5A PK	+ 12V @ .8A	- 5V @ .8A	- 12V @ .8A	CBB	130.00
FDBB-148	+ 5V @ 15A	+ 24V @ 2/4.5A PK	N/A	N/A	- 5V or - 12V @ 1.2A	DBB	149.00
FNBB-120	+ 5V @ 7A	+ 24V @ 3.5/5.5A PK	N/A	N/A	- 5V or - 12V @ 1.2A	NBB	120.00
FNBB-118	+ 5V @ 9A	+ 24V @ 2/4.5A PK	N/A	N/A	- 5V or - 12V @ 1.2A	NBB	120.00
FCBB-88	+ 5V @ 6A	+ 24V @ 1.5/4.5A PK	N/A	N/A	- 5V or - 12V @ .8A	CBB	110.00



CONDOR INC. DC Power Supplies

4880 Adohr Lane, Camarillo, CA 93010 • (805) 484-2851

Circle 48 on reader service card

AIDS FOR INDUSTRY NORTH WEST ENGLAND

More than 600 foreign owned companies have successfully located in North West England. They include over 300 American corporations and the number is growing steadily.

Many have found information and advice from the North West Industrial Development Association (NORWIDA) to be invaluable when assessing the feasibility of investing in production or distribution capacity in this major industrial region of Europe.

'Aids for industry' has been produced as part of NORWIDA's programme to promote further international investment in North West England by industrial and commercial enterprises. This 95 page document is sectionalised under the following headings:-

- No. 1- Government Incentives for Regional Development.
- No. 2- Government Assistance for Manufacturing, High Technology, Science and Research Based Industries.

- No. 3- Government Assistance to Non-Manufacturing Industries.
- No. 4- Company Taxation and Allowances.
- No. 5- Special Assistance to Small Firms.
- No. 6- Employment and Training Schemes.
- No. 7- Assistance from Local Authorities.
- No. 8- Financial Assistance from EEC Sources.
- No. 9- Energy Conservation Incentives.
- No. 10- Exporting.

Send the coupon to obtain your free copy of the complete document or select the individual section numbers you wish to receive.

North West Industrial Development Association, Brazennose House, Brazennose Street, Manchester M2 5AZ, England.
Tel: 061-834 6778.
Telex: 667822 CHACOM G/NWIDA.



Please send me further information on NORWIDA's services Please send all 10 sections of 'Aids for Industry.' Please send individual section Nos. _____

Name _____ Position _____ Company _____

Address _____

Tel: _____

North West Industrial Development Association, Brazennose House, Brazennose Street, Manchester M2 5AZ, ENGLAND.

EO/81

For maximum volumetric efficiency in high voltage applications at temperatures to 125°C and voltages to 50KV, the Custom K-Series Mica Capacitors can not be beat.

Compact, high reliability K-Series Capacitors are constructed from an epoxy impregnated mica paper dielectric. Problems associated with oil leakage and the large insulated terminals of oil filled capacitors are eliminated with the non-conductive solid packaging of the K-Series.

CUSTOM ELECTRONICS, INC.
12 Browne St., Oneonta, NY 13820
PH: 607-432-3880 TWX: 510-241-8292



Write for FREE K-Series TechniTip:

SMALL WONDERS



Circle 50 on reader service card

IMPROVE YOUR PRODUCT'S ENERGY EFFICIENCY



Model 4612 microprocessor-controlled analyzer tells you what you have to know if your product is to meet the energy-efficiency demands of today's marketplace. It tests the power consumption of virtually any electrical appliance or device, and its integrating capability lets you measure average usage over any desired period of time. It gives simultaneous readouts of true RMS amps, volts, watts, with typical accuracy better than .5 percent. Many other advanced features. Request detailed brochure today.

see our catalog in
THE CAT
or call us toll-free at
800-828-7844
(except New York State)



MAGTROL, INC.

70 GARDENVILLE PARKWAY WEST
BUFFALO, NEW YORK 14224 716-668-5555

Circle 51 on reader service card

Circuits. Circuits. Circuits!

Electronic Circuits Notebook.

344 pp., illus.

Some 268 proved-in-action circuits are gathered here for the first time in a single, easy-access resource that meets the highest standards of performance, cost reduction, and reliability. From amplifiers to voltage regulators... from data conversion to phase lock loops... you'll find the most needed, most reliable solutions to a vast range of circuitry challenges.

Circuits for Electronics Engineers.

396 pp., illus.

More than 340 circuits from all over the world are arranged here by 51 of the most important functions designers use to implement their systems, including amplifiers, detectors, memory circuits, integrators, and much more. Complete with component values, circuit diagrams, waveshapes where applicable, and clear explanations of operations and applications.

Design Techniques for Electronics Engineers.

370 pp., illus.

The best of *Electronics'* popular "Engineer's Notebook," this is an indispensable storehouse of solutions to numerous frequently encountered design problems. You'll find a host of proven techniques to help you make measurements, interpret data, make calculations, choose materials, control environment, lay out and purchase components, and more!

Don't forget the other valuable Electronics Magazine Books on the coupon below.

Electronics Magazine Books

P.O. Box 669, Hightstown, NJ 08520
(609) 448-1700, ext. 5494

No. of Copies	Title	Price
_____	Electronic Circuits Notebook	\$14.95
_____	Circuits for Electronics Engineers	\$15.95
_____	Design Techniques for Electronics Engineers	\$15.95
_____	Microprocessors and Microcomputers:	
_____	One-chip Controllers to High-end Systems	\$13.95
_____	Microelectronics Interconnection and Packaging	\$12.95

If after my 10-day free-trial examination I am not fully satisfied I understand that my payment will be refunded. Payment must accompany orders under \$25.

Discounts of 10% on orders of more than 10 books.

Payment enclosed Bill firm Bill me
Charge to my credit card:
 American Express Diners Club Visa Master Card*
Acct. No. _____ Date Exp. _____

* On Master Card only, first numbers above name _____

Name _____ Title _____

Company _____

Street _____

City _____ State _____ Zip _____

Signature _____ ELH

Electronics

Reader Service

For additional information on products advertised, new products or new literature, use these business reply cards.

Complete entire card. Please print or type. Circle the number on the Reader Service postcard that corresponds to the number at the bottom of the advertisement, new product item, or new literature in which you are interested.

To aid the manufacturer in filling your request, please answer the three questions.

All inquiries from outside the U.S. that cannot reach Electronics before the expiration date noted on the Reader Service postcard must be mailed directly to the manufacturer. The manufacturer assumes all responsibilities for responding to inquiries.

Subscriptions & Renewals

Fill in the subscription card adjoining this card. Electronics will bill you at the address indicated on the card.

Electronics March 24, 1981 This reader service card expires June 24, 1981

NAME _____ TITLE _____

PHONE (_____) _____ COMPANY _____

STREET ADDRESS (Company or home check one) _____

CITY _____ STATE _____ ZIP _____

Was This Magazine Personally Addressed to You? Yes No

Industry classification (check one):

- a Computer & Related Equipment
 b Communications Equipment & Systems
 c Navigation, Guidance or Control Systems
 d Aerospace, Underseas Ground Support
 e Test & Measuring Equipment
 f Consumer Products
 g Industrial Controls & Equipment
 h Components & Subassemblies

5 Source of Inquiry—DOMESTIC

- j Independent R&D Organizations
 k Government

Your design function (check each letter that applies):

- x I do electronic design or development engineering work.
 y I supervise electronic design or development engineering work.
 z I set standards for, or evaluate electronic components, systems and materials.

Your principal job responsibility (check one)

- t Management
 v Engineering Management
 r Engineering

Estimate number of employees (at this location): 1. under 20 2. 20-99 3. 100-999 4. over 1000

1	16	31	46	61	76	91	106	121	136	151	166	181	196	211	226	241	256	271	348	363	378	393	408	423	438	453	468	483	498	703	718
2	17	32	47	62	77	92	107	122	137	152	167	182	197	212	227	242	257	272	349	364	379	394	409	424	439	454	469	484	499	704	719
3	18	33	48	63	78	93	108	123	138	153	168	183	198	213	228	243	258	273	350	365	380	395	410	425	440	455	470	485	500	705	720
4	19	34	49	64	79	94	109	124	139	154	169	184	199	214	229	244	259	274	351	366	381	396	411	426	441	456	471	486	501	706	900
5	20	35	50	65	80	95	110	125	140	155	170	185	200	215	230	245	260	275	352	367	382	397	412	427	442	457	472	487	502	707	901
6	21	36	51	66	81	96	111	126	141	156	171	186	201	216	231	246	261	338	353	368	383	398	413	428	443	458	473	488	503	708	902
7	22	37	52	67	82	97	112	127	142	157	172	187	202	217	232	247	262	339	354	369	384	399	414	429	444	459	474	489	504	709	951
8	23	38	53	68	83	98	113	128	143	158	173	188	203	218	233	248	263	340	355	370	385	400	415	430	445	460	475	490	505	710	952
9	24	39	54	69	84	99	114	129	144	159	174	189	204	219	234	249	264	341	356	371	386	401	416	431	446	461	476	491	506	711	953
10	25	40	55	70	85	100	115	130	145	160	175	190	205	220	235	250	265	342	357	372	387	402	417	432	447	462	477	492	507	712	954
11	26	41	56	71	86	101	116	131	146	161	176	191	206	221	236	251	266	343	358	373	388	403	418	433	448	463	478	493	508	713	956
12	27	42	57	72	87	102	117	132	147	162	177	192	207	222	237	252	267	344	359	374	389	404	419	434	449	464	479	494	509	714	957
13	28	43	58	73	88	103	118	133	148	163	178	193	208	223	238	253	268	345	360	375	390	405	420	435	450	465	480	495	510	715	958
14	29	44	59	74	89	104	119	134	149	164	179	194	209	224	239	254	269	346	361	376	391	406	421	436	451	466	481	496	701	716	959
15	30	45	60	75	90	105	120	135	150	165	180	195	210	225	240	255	270	347	362	377	392	407	422	437	452	467	482	497	702	717	960

Electronics March 24, 1981 This reader service card expires June 24, 1981

NAME _____ TITLE _____

PHONE (_____) _____ COMPANY _____

STREET ADDRESS (Company or home check one) _____

CITY _____ STATE _____ ZIP _____

Was This Magazine Personally Addressed to You? Yes No

Industry classification (check one):

- a Computer & Related Equipment
 b Communications Equipment & Systems
 c Navigation, Guidance or Control Systems
 d Aerospace, Underseas Ground Support
 e Test & Measuring Equipment
 f Consumer Products
 g Industrial Controls & Equipment
 h Components & Subassemblies

5 Source of Inquiry—DOMESTIC

- j Independent R&D Organizations
 k Government

Your design function (check each letter that applies):

- x I do electronic design or development engineering work.
 y I supervise electronic design or development engineering work.
 z I set standards for, or evaluate electronic components, systems and materials.

Your principal job responsibility (check one)

- t Management
 v Engineering Management
 r Engineering

Estimate number of employees (at this location): 1. under 20 2. 20-99 3. 100-999 4. over 1000

1	16	31	46	61	76	91	106	121	136	151	166	181	196	211	226	241	256	271	348	363	378	393	408	423	438	453	468	483	498	703	718
2	17	32	47	62	77	92	107	122	137	152	167	182	197	212	227	242	257	272	349	364	379	394	409	424	439	454	469	484	499	704	719
3	18	33	48	63	78	93	108	123	138	153	168	183	198	213	228	243	258	273	350	365	380	395	410	425	440	455	470	485	500	705	720
4	19	34	49	64	79	94	109	124	139	154	169	184	199	214	229	244	259	274	351	366	381	396	411	426	441	456	471	486	501	706	900
5	20	35	50	65	80	95	110	125	140	155	170	185	200	215	230	245	260	275	352	367	382	397	412	427	442	457	472	487	502	707	901
6	21	36	51	66	81	96	111	126	141	156	171	186	201	216	231	246	261	338	353	368	383	398	413	428	443	458	473	488	503	708	902
7	22	37	52	67	82	97	112	127	142	157	172	187	202	217	232	247	262	339	354	369	384	399	414	429	444	459	474	489	504	709	951
8	23	38	53	68	83	98	113	128	143	158	173	188	203	218	233	248	263	340	355	370	385	400	415	430	445	460	475	490	505	710	952
9	24	39	54	69	84	99	114	129	144	159	174	189	204	219	234	249	264	341	356	371	386	401	416	431	446	461	476	491	506	711	953
10	25	40	55	70	85	100	115	130	145	160	175	190	205	220	235	250	265	342	357	372	387	402	417	432	447	462	477	492	507	712	954
11	26	41	56	71	86	101	116	131	146	161	176	191	206	221	236	251	266	343	358	373	388	403	418	433	448	463	478	493	508	713	956
12	27	42	57	72	87	102	117	132	147	162	177	192	207	222	237	252	267	344	359	374	389	404	419	434	449	464	479	494	509	714	957
13	28	43	58	73	88	103	118	133	148	163	178	193	208	223	238	253	268	345	360	375	390	405	420	435	450	465	480	495	510	715	958
14	29	44	59	74	89	104	119	134	149	164	179	194	209	224	239	254	269	346	361	376	391	406	421	436	451	466	481	496	701	716	959
15	30	45	60	75	90	105	120	135	150	165	180	195	210	225	240	255	270	347	362	377	392	407	422	437	452	467	482	497	702	717	960

Electronics Reader Service

If the cards below have already been used,
you may obtain the needed information
by writing directly to the manufacturer,
or by sending your name and address,
plus the Reader Service number and issue date,
to Electronics Reader Service Department,
P.O. Box No. 2530, Clinton, Iowa 52734.

Affix
Postage
Here

Electronics

P.O. Box No. 2530
Clinton, Iowa 52735

Affix
Postage
Here

Electronics

P.O. Box No. 2530
Clinton, Iowa 52735

FLAT PAK I/O MODULES

I/O Modules for High Density PC Board Applications Now Available from Opto 22

Three years ago, we introduced the industry standard rack mounting I/O modules. Now these modules are available in the popular P package for your high density PC board applications.

Only $\frac{3}{8}$ " High

Plug-In Sockets Available


4000 Volt Photo Isolation

High Current Output Modules

High Noise Immunity Input and Output Modules

Delivery from Stock

Isn't it what you expect from Opto 22?



15461 Springdale St.
Huntington Beach, CA 92649
(714) 891-5861
Telex: 692386

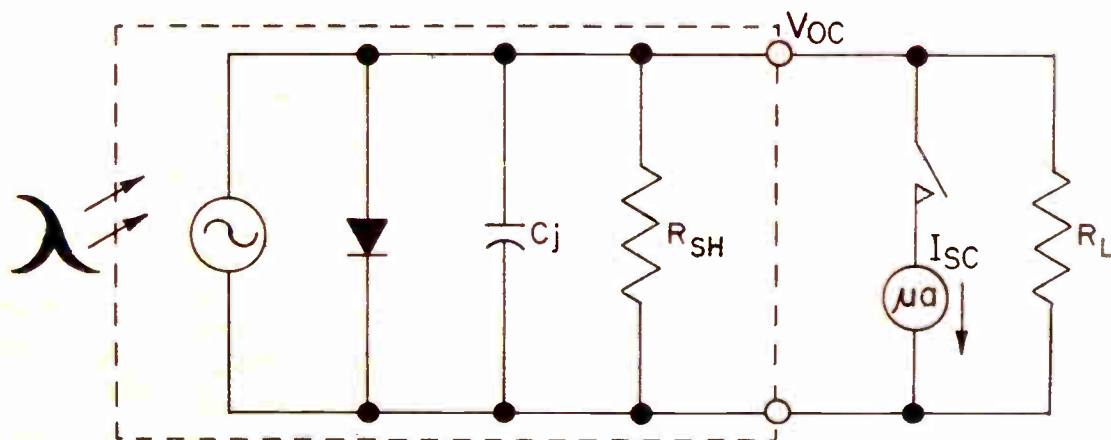
Distributed by
Hamilton Avnet
ELECTRONICS

opto 22

Circle 901 on reader service card

World Radio History

PHOTOVOLTAIC DIODES



from Clairex

with tight specifications and 100% tested... twice

Clairex photodiodes of the CLD series are designed to optimize the photovoltaic characteristics of silicon and maintain tight specifications on all significant parameters.

The four silicon PN planar diodes presently available all offer high linearity, low dark current and fast response for use in critical measurement applications. Three hermetically sealed types are available for

use in hostile environments and one epoxy encapsulated type for lower cost applications.

And, as is the case with all Clairex optoelectronic devices, these photodiodes are 100% tested twice.

Try Clairex photodiodes. Call (914) 664-6602 or write Clairex® 560 South Third Avenue, Mount Vernon, New York 10550.

CLAIREX ELECTRONICS

A Division of Clairex Corporation

Circle 902 on Reader Service Card