


# Popular Electronics®

WORLD'S LARGEST-SELLING ELECTRONICS MAGAZINE

JUNE 1978/\$1

**Compressor Guard Protects Air Conditioners**  
**A "Fuzz Box" For Electric Guitar**  
**Experiments With Programmable Logic Arrays**

**Special Focus On Hi-Fi Speaker Systems**  
**MODEL-BY-MODEL COMPARISONS & HOW-TO-AUDITION GUIDE**



Popular Electronics

06

**Tested**

**Shure V15 Type IV Stereo Phono Cartridge**

**na I Stereo FM Tuner**

**125 Stereo Cassette Deck**

680696 KRK B6122R99 5410 DEC78

Introducing the mobile that can move you out of the world of the ordinary and into the world of the serious CB'er. The Cobra 138XLR Single Sideband. Sidebanding puts you in your own private world. A world where there's less congestion. More privacy. More time to talk.



It's all possible because instead of 40 channels you get your choice of 120 channels. Both AM and SSB. And instead of 4 watts of legal power you get 12 watts of legal power. So you get almost double the range of AM.

With the 138XLR Single Sideband there's less background noise and less interference. So there's cleaner, clearer reception. Because like all Cobras, the 138XLR SSB is engineered to punch through loud and clear. Even in crowded metropolitan areas.

And like all Cobras it comes equipped with such standard features as an easy-to-read LED channel indicator. Switchable noise blanking and limiting. An RF/signal strength meter. And Cobra's exclusive DynaMike gain control.

You'll find the 138XLR SSB wherever Cobras are sold. Which is almost everywhere. Because Cobra's got a nationwide network of dealers and Authorized Service Centers offering sales, installation, service and advice. So come on in. And move on up.



**Punches through loud and clear.**

Cobra Communications Products  
DYNASCAN CORPORATION  
6460 W. Cortland St., Chicago, Illinois 60635

Write for color brochure  
EXPORTERS: Empire • Plainview, N.Y. • CANADA: Atlas Electronics • Ontario


CIRCLE NO. 11 ON FREE INFORMATION CARD

# UPWARD MOBILITY.





You can add a touch of space-age elegance as you protect your home with the world's first microprocessor wall switch from JS&A.



The new JS&A Travel Alarm will fit in your briefcase, pocket or purse and it takes up as much space as four quarters.

# The Winners

*These two items are the best selling new electronic products. Can you figure out why?*

New products often surprise us. We never quite know why one product stands out and becomes a big seller.

In our recent catalog, our Security Switch and Mini Travel Alarm were in greater demand than any other item. Both are new innovations using newly developed technology, and both are being sold by the thousands. See if you can understand why:

## THE MINI TRAVEL ALARM

It's small. And because it's small, it fits anywhere. In your briefcase or in your pocket.

The new JS&A Travel Alarm measures only  $\frac{3}{8}$ " x  $1\frac{1}{4}$ " x  $2\frac{1}{2}$ " and has a small easel support on the back. Just set the alarm, and the electronic beep will wake you up. The clock movement is totally solid-state, and a built-in night light lets you view the time in the dark.

But the JS&A Travel Alarm does more. First, it makes a great pocket watch. The small imitation black leatherette carrying case that comes with the unit has a window so you can view the time even when the unit is in its case. Secondly, it tells accurate time—within fifteen seconds accuracy per month. And finally, it's inexpensive—only **\$29.95** complete with carrying case and two readily-available hearing aid batteries. It makes a perfect gift for your secretary, business associates, best customers, and friends.

There is also a deluxe version with a built-in timer and dual time zone capability. You can now display one time while keeping the second time in memory.

The Travel Alarm can be ordered by calling our toll-free number below or sending your check for \$29.95 for the regular version or \$39.95 for the deluxe version. Please add \$2.50 postage and handling.

## THE SECURITY SWITCH

It's just another very clever application of solid-state technology for the home or office.

You know those security timers that turn your lights on and off while you're away? They are supposed to deter burglars and vandals because they make your home look lived in.

But any halfway experienced burglar can see the difference between the lights you use when you're home and the lights you use when you're away.

Now a new space-age device programs your lights to respond to a pre-determined, yet random living pattern. And unlike the devices that fit into an electrical outlet, this device simply slips into your existing wall switch.

A built-in LED digital clock displays the time. When you leave, you turn the switch on. You can choose between five different programs depending on the room you're in. You tell the built-in microprocessor-based computer circuit which room you're in by entering a number. Then the lights controlled by the switch in that room turn on and off just as if the room were being used on a daily basis.

Because it's random, the unit will turn on and off at varying times on different days but always during the approximate times they would normally go on if you were at home.

To install the unit, you simply turn off the fuse for that outlet, remove your present light switch, and replace it with the new one. There's no soldering required—just twist on a few wire nuts and you're finished.

The switch can be overridden and used just like a regular light switch by pressing a button to turn on the light. One of the nice features of the system is its appearance—that of a space-age switching system—sure to be a conver-

sation piece in any room.

The only drawback is that in a power failure, the lights go on and stay on after the power outage. But this could also be considered an advantage as it would warn your neighbors to stop by and check out your home.

The Hutec security switch costs only **\$39.95** plus \$2.50 for postage and handling per order. It is well worth a test. If you like the switch, order some for your entire home. Even if they just replace your existing switches, you'll have the only home on the block with a digital watch in each one of your light switches.

## DISCOVER THEM YOURSELF

Both of the above products are available with a 90-day parts and labor warranty and our 30-day guarantee of satisfaction. If you are not completely satisfied, return them within 30 days for a complete refund. Illinois residents please add 5% sales tax. The most you pay for postage and handling is \$2.50 per order, no matter how many items are in the order.

JS&A is America's largest single source of space-age products—further assurance that your modest investment is well protected. We personally stand behind the quality and the service of both products.

It took our catalog to help us discover two of America's hottest new products. Discover them yourself—at no obligation, today.

**JS&A** NATIONAL SALES GROUP

Dept. PE One JS&A Plaza  
Northbrook, Ill. 60062 (312) 564-9000

Call TOLL-FREE . . . . 800 323-6400  
In Illinois Call . . . . . (312) 498-6900

© JS&A Group, Inc., 1978

# Do-it-yourself JBL.



Take the guts of what makes JBL JBL and adapt it to your own ideas of what a loudspeaker system should be.

Mix and match with forty-seven individual JBL components—horns, lenses, dividing networks, transducers, everything.

And when you've found your perfect sound, we'll help you find somewhere to put it: The JBL Enclosure Construction Kit, with complete plans for building your own loudspeaker enclosure from scratch.

See your authorized JBL Loudspeaker Components dealer for the start of a great new team in sound: You and JBL.





## Coming Next Month

● HIGH-QUALITY AUTOMOBILE AUDIO

● BUILD AN ELECTRONIC CAR VOLTAGE REGULATOR

● HEAR NEW SOUNDS WITH AN ULTRASONIC DETECTOR

### TEST REPORTS:

Infinity Model Qb Speaker System  
Technics SL-1500MK2 Record Player  
Hafler DH-101 Stereo Preampfier

Cover Art by George Kelvin

POPULAR ELECTRONICS, June 1978. Volume 13, Number 6. Published monthly at One Park Avenue, New York, NY 10016. One year subscription rate for U.S. and Possessions, \$12.00; Canada, \$15.00; all other countries, \$17.00 (cash orders only, payable in U.S. currency). Second Class postage paid at New York, NY and at additional mailing offices. Authorized as second class mail by the Post Office Department, Ottawa, Canada, and for payment of postage in cash.

POPULAR ELECTRONICS including ELECTRONICS WORLD. Trade Mark Registered. Indexed in the Reader's Guide to Periodical Literature.

COPYRIGHT © 1978 BY ZIFF-DAVIS PUBLISHING COMPANY. ALL RIGHTS RESERVED.

Ziff-Davis also publishes *Boating*, *Car and Driver*, *Cycle*, *Flying*, *Popular Photography*, *Skiing*, *Stereo Review*, *Electronic Experimenter's Handbook*, *Tape Recording & Buying Guide*, *Stereo Directory & Buying Guide*, and *Communications Handbook*.

Material in this publication may not be reproduced in any form without permission. Requests for permission should be directed to Jerry Schneider, Rights and Permissions, Ziff-Davis Publishing Co., One Park Ave., New York, NY 10016.

**Editorial correspondence:** POPULAR ELECTRONICS, 1 Park Ave., New York, NY 10016. Editorial contributions must be accompanied by return postage and will be handled with reasonable care; however, publisher assumes no responsibility for return or safety of manuscripts, art work, or models.

**Forms 3579 and all subscription correspondence:** POPULAR ELECTRONICS, Circulation Dept., P.O. Box 2774, Boulder, CO 80302. Please allow at least eight weeks for change of address. Include your old address, enclosing, if possible, an address label from a recent issue.

The publisher has no knowledge of any proprietary rights which will be violated by the making or using of any items disclosed in this issue.



## Feature Articles

- 30 **HOW NECESSARY IS SELECTABLE I-F BANDWIDTH IN AN FM TUNER?** / Julian Hirsch
- 48 **MICROPROCESSOR MICROCOURSE** / Forrest M. Mims  
*Part 4: PIP-2—An ultra-simple educational microprocessor.*
- 56 **FOCUS ON SPEAKER SYSTEMS** / Ivan Berger  
*I. UNDERSTANDING THE SPECIFICATIONS.  
II. UNDERSTANDING WHAT YOU HEAR.*
- 63 **SPEAKER SPECIFICATION GUIDE**
- 88 **EXPERIMENTS WITH PROGRAMMABLE LOGIC ARRAYS** / Karl Lunt  
*Useful logic circuit has many applications in digital circuits.*

## Construction Articles

- 41 **PROTECT YOUR AIR CONDITIONER WITH A "COMPRESSOR GUARD"** / Richard B. Fermoye  
*Prevents compressor damage due to power failures or brownouts.*
- 44 **ADD FUZZ TO YOUR ELECTRIC GUITAR OR BASS** / James Barbarello  
*Solid-state fuzz box for interesting sound effects.*
- 46 **BUILD A LOW-COST SWR TESTER** / Cass Lewart  
*Uses Wheatstone bridge sensing circuit and lamp indicator.*

## Columns

- 26 **STEREO SCENE** / Ralph Hodges  
*For the Record—II.*
- 92 **SOLID STATE** / Lou Garner  
*Motor Control Circuits.*
- 98 **EXPERIMENTER'S CORNER** / Forrest M. Mims  
*The Voltage Multiplier.*
- 106 **AMATEUR RADIO** / Karl T. Thurber, Jr.  
*Getting It Together as a Novice*
- 110 **COMPUTER BITS** / Leslie Solomon  
*Computers to Aid the Handicapped.*

## Julian Hirsch Audio Reports

- 32 **NIKKO GAMMA I STEREO FM TUNER**
- 34 **FISHER MODEL CR-4025 CASSETTE DECK**
- 37 **SHURE MODEL V15 TYPE IV STEREO PHONO CARTRIDGE**

## Electronic Product Test Report

- 100 **TRAM MODEL D62 AM/SSB MOBILE CB TRANSCEIVER**

## Departments

- 4 **EDITORIAL** / Art Salsberg  
*The Perfect Speaker Quest.*
- 12 **LETTERS**
- 16 **NEW PRODUCTS**
- 24 **NEW LITERATURE**
- 113 **SOFTWARE SOURCES**
- 114 **ELECTRONICS LIBRARY**
- 132 **OPERATION ASSIST**

**JOSEPH E. MESICS**  
*Publisher*

**ARTHUR P. SALSBERG**  
*Editorial Director*

**LESLIE SOLOMON**  
*Technical Director*

**JOHN R. RIGGS**  
*Managing Editor*

**IVAN BERGER**  
*Senior Editor*

**ALEXANDER W. BURAWA**  
*Features Editor*

**EDWARD I. BUXBAUM**  
*Art Director*

**JOHN McVEIGH**  
*Assistant Technical Editor*

**ANDRE DUZANT**  
*Technical Illustrator*

**GARY GARCIA**  
*Assistant Editor*

**CLAUDIA TAFARO**  
*Production Editor*

**RUTH POLSKY**  
*Editorial Assistant*

*Contributing Editors*

**Hal Chamberlin, Lou Garner, Glenn Hauser  
Julian Hirsch, Ralph Hodges, Forrest Mims  
Ray Newhall, Wilfred Scherer**

**LINDA BLUM**  
*Advertising Service Manager*

**KATHERINE REINHARDSEN**  
*Executive Assistant*

**EDGAR W. HOPPER**  
*Publishing Director*

ZIFF-DAVIS PUBLISHING COMPANY  
Philip B. Korsant, President  
Furman Hebb, Executive Vice President  
John R. Emery, Sr. Vice President, Finance  
Phillip T. Heffernan, Sr. Vice President  
Edward D. Muhlfeld, Sr. Vice President  
Philip Sine, Sr. Vice President, Secretary  
Lawrence Sporn, Sr. Vice President, Circulation and Marketing  
Arthur W. Butzow, Vice President, Production  
Frank Pomerantz, Vice President  
George Morrissey, Vice President  
Sydney H. Rogers, Vice President  
Sidney Holtz, Vice President  
Albert S. Traina, Vice President  
Paul H. Chook, Vice President  
Edgar W. Hopper, Vice President  
Robert N. Bavler, Jr., Vice President  
Selwyn Taubman, Treasurer  
  
W. Bradford Briggs, Vice Chairman

ZIFF CORPORATION  
William Ziff, Chairman  
I. Martin Pompadur, President  
Hershel B. Sarbin, Executive Vice President

ZIFF-DAVIS PUBLISHING COMPANY  
Editorial and Executive Offices  
One Park Avenue New York New York 10016  
212-725-3500  
Joseph E. Mesics (725-3568)  
John J. Corton (725-3578)  
Midwestern Office  
The Patis Group, 4761 West Touhy Ave.,  
Lincolnwood, Illinois 60646, 312 679-1100  
Thomas Hockney, Michael Neri, Gerald E. Wolfe  
Western Office  
9025 Wilshire Boulevard, Beverly Hills, CA 90211  
213-273-8050, BRadshaw 2-1161  
Western Advertising Manager Bud Dean

Japan James Yagi  
Oji Palace Aoyama, 6-25, Minami Aoyama  
6 Chome, Minato-Ku, Tokyo 407-1930/6821,  
582-2851



## Editorial

### THE PERFECT SPEAKER QUEST

Music has an influence on high-fidelity equipment. As an example, an unsung musical revolution of World War II days that spawned much of today's musical style advanced the need for better audio systems. This then-new art form was also my initial motivation for searching out better and better speaker system—a search that has not yet ended.

The music had its start at the Minton Playhouse, not far from New York's Apollo Theatre. Its pioneer musicians were the cream of orchestral jazz sidemen. The style was the type of progressive jazz known as "Bebop," with a tradition-shattering rhythm-section technique that extends to both jazz and rock today.

When I first heard Bop on records and radio broadcasts, I simply couldn't comprehend it. It sounded discordant, true, but so did Beethoven's music when it was introduced. Worse, though, was the high level of distressing record-surface noise I heard. It wasn't until I heard it performed "live" that its true sound was revealed.

I concluded that my speaker (those were mono days, remember) was the cause of the distressing noise I heard at home, attributing this to unsatisfactory high-frequency reproduction, among other deficiencies. Here's why:

In Bop, the drummer's role became much more important and demanding. While a "swing" drummer such as Chick Webb or Gene Krupa used the bass pedal to keep time, accompanied by cymbal crashes, Bebop drummers—Kenny Clarke, Max Roach, et al—abandoned this style. They used, as do many modern drummers, the top cymbal as their "main" instrument for both 4/4 fundamentals and tonal dynamics. Thus, a continual, shimmering cymbal sound underlined the music. This freed the drummer's left hand and both legs for adding a variety of accents: a top-hat cymbal's "cha-cha" sound, a bass drum's abrupt thump a snare's pistol-like sound, a tom-tom, etc.

So, while most audiophiles of the day were terribly concerned about achieving deeper speaker bass, I also sought better treble and transient response. I needed this improvement to hear the cymbal's persistent sound, without which I couldn't assemble the musical puzzle.

This was no easy task. After all, a cymbal's frequency response extends to 16 kHz, a bass drum goes down to about 30 Hz, with some 25 watts acoustic power in real life. Add the string bass (which no longer simply followed a drum pedal accent) ranging from about 41 Hz to 8 kHz with overtones, and a piano stretching from 27½ Hz to almost 9 MHz with overtones. Top them off with a trumpet and a saxophone, each producing powerful mid-frequency fundamentals and high-frequency harmonics extending to 10 kHz, as spearheaded by Dizzy Gillespie and Charlie Parker, and the complex music elements of a modern jazz group were not easy to reproduce.

Furthermore, to capture the essence of the music, all the instrumental nuances had to be reproduced. This meant good transient response was necessary. Aside from overcoming one-note bass and dull-treble problems, the instrument's true color was at stake. (An instrument's higher overtones, which determine timbre, die out quickly.) Interestingly, one of the reasons for the difficulty in faithfully reproducing piano music is its "attack." Play a piano softly, for example, and many overtones are subdued. But strike piano keys hard and the amplitude of a host of momentary overtones might reach 50% of the fundamentals, imparting a different sound character. If a speaker system distorts these harmonics, then the piano's true sound won't be reproduced.

My quest for better speaker systems led me to a few basic texts, mainly authored by Abraham Cohen, G.A. Briggs, Harry Olson, and James Moir. (Cohen and Briggs, both of whom made important contributions to speaker development and public education on the subject, died this year.) After extensive experimentation with different speaker designs in a variety of listening rooms for almost a dec-

*(Continued on page 6)*



# TRI-COLOR

## WIRE CUTTING AND STRIPPING DISPENSER



- 3 Rolls of wire in one convenient dispenser
- 3 Colors, Blue/White/Red, 50 ft. (15m) of each color
- AWG 30 (0,25mm) KYNAR® insulated wire
- Built-in cutting plunger cuts wire to desired length
- Built-in stripper strips 1" of insulation
- Easily refillable
- For wire-wrapping and other applications.

Model No. **WD-30-TRI**  
Patent Pending

WD-30-TRI	DISPENSER WITH WIRE	\$5.95
R-30-TRI	TRI-COLOR REPLACEMENT SPOOLS	\$3.95

Kynar® Pennwalt

MINIMUM BILLING \$25.00/ ADD SHIPPING CHARGE \$1.00/ NEW YORK STATE RESIDENT ADD APPLICABLE TAX



MACHINE & TOOL CORPORATION 3455 CONNER ST. BRONX, N.Y. 10475 (212) 994-6600/Telex 125091

CIRCLE NO. 41 ON FREE INFORMATION CARD



# New Slim-Body scope probes from B&K-PRECISION ...cost effective and really rugged!

B&K-PRECISION's new line of 10:1 direct scope probes is designed to be compatible with most scopes available, up to 50MHz. All are rated at 500Vp-p. B&K-PRECISION slim-body probes range in price from \$25-\$35.



Model	Connector	Bandw.	Matches
PR30	UHF	10MHz	15-120pF
PR31	BNC	10MHz	15-120pF
PR34	UHF	15MHz	10-35pF
PR35	BNC	15MHz	10-35pF
PR36	BNC	50MHz	10-35pF

Available for immediate delivery at your local distributor. Write for a free copy of the latest B&K-PRECISION catalog.

**BK PRECISION**  
**DYNASCAN**  
**CORPORATION**

6460 West Cortland Avenue  
Chicago, Illinois 60635 • 312/889-9087  
In Canada: Atlas Electronics, Ontario

CIRCLE NO 7 ON FREE INFORMATION CARD

## EDITORIAL (Continued from page 4)

ade, I gathered a large audience in a small hotel ballroom to participate in speaker listening tests. The speaker systems chosen were the same models evaluated that year by *Consumer Reports*. Check-lists of sound attributes for grading speakers identified only by number were given to participants. The audience consisted of recording engineers, musicians, hi-fi editors, audio dealers, audiophiles and a scattering of men and women who had no special experience in high-fidelity sound. Speakers were hidden behind an acoustically transparent curtain, while a variety of program material specially prepared on master tapes by Capitol Records was alternately played on each system. The results were most interesting: (1) Preference rankings were unlike those listed by *Consumer Reports*. (2) Except for a few systems that exhibited distinct deficiencies, it was not possible to make a logical analysis of listeners' preferences based on their speaker listening experience, audio knowledge or occupation. It was clear then as now that each person has his or her own sense of what sounds best.

Though modern jazz is not a majority art form among listeners, it served me well over the years as an ideal program source for evaluating my audio system. Now, however, much of its complex music roots are evident on more widely favored pop and rock music. So today's sonic challenge to speaker systems and other components is more apparent. Hi-fi equipment buyers, therefore, face many of the same judgement problems I did years ago.

Loss of hearing, for example, is an important determinant in choosing a speaker system. You cannot evaluate what you don't hear! For example, the hearing of a 35-year-old male can be expected to be down about 6 dB at only 4 kHz as compared to a male in his early 20's. At about 60 years, the loss is typically some 30 dB! To a 20-year-old, then, a 4-kHz sound appears eight times as loud as it would to an older chap. A woman, in contrast, experiences less high-frequency hearing loss; perhaps half of a man's as she ages. But she does have a somewhat greater hearing loss at low frequencies. So what you will prefer in terms of extended frequency response depends in part on your sex and your age.

You can fool yourself about your hearing acuity by listening to loudly played test-frequency records or signal generator audio outputs. This will compensate up to a point for the aging effect in hearing (presbycusis). Airtight headphones will perform similarly at lower-than-earthshaking volume by eliminating ambient noise, which in a typical living room is probably about 43 dB or so. I can hear to almost 15 kHz in the foregoing situations. But at low power output levels at about 20 feet from the speaker systems, I don't go much above 13 kHz. With music playing, my HF detection abilities are less keen, of course. I proved this to myself by progressively filtering highs until a change was noticed.

Judging bass-frequency output of speakers can be tricky, too. The human ear can fill in bass that isn't there. Also, you may hear lots of output at a low-bass frequency, but it might consist largely of high-distortion energy. I used an old mono LP, "Hi-fi & Mighty" on an RCA label, for this checkout purpose, especially its "Musetta's Waltz" track. It featured Allen Organ solos, with continual pedal music. I also played Brahms' "Symphony #1" (Otto Klemperer on Angel) for the pounding-drum intro. The liner notes observed that violins came in over the drum beats. In my early speaker models, however, the strings were *under* the drums in sound level. Better speakers later proved that the writer was correct!

I discovered in books and practice years ago that room dimensions, furnishings and speaker placement have a great deal to do with speaker performance quality, too. Few of us enjoy perfect room dimensions for audio (said to be a ratio of 1 x 1.27 x 1.62) or the ideal reverberation time (about 0.5 second for an average-size room and 0.7 second for a larger room, say, 20 feet long). And every new speaker placement sets up different sound vibration modes. A change from mid-wall to corner can add 6 dB to bass energy, for example, but aesthetics don't always permit using such a reduced angle of radiation to achieve a higher SPL.

Searching out the best-sounding speaker systems for one's ears is a delightful pastime, I've always felt. More important, it's worth the effort because it can contribute more than any other audio component toward accurate reproduction of recordings and FM broadcasts. This issue's focus on speaker systems will give you a running start toward this end.

*Art Salsberg*

POPULAR ELECTRONICS



# WHEN YOU BUILD A SPEAKER TO SOUND GREAT ON EVERY PART OF THE MUSIC, YOU CAN'T CUT CORNERS ON ANY PART OF THE SPEAKER.

A single HPM-100 weighs almost 60 pounds.

The fact it weighs more than a Large Advent speaker, Bose 9C1 or JBL L100 is not an accident.

Our speaker frames are made of heavy cast aluminum instead of the usual stamped metal, so you hear only the speakers vibrating and never their frames.

Our magnets are oversize to spare your ears needless distortion.

And our cabinet is made out of special compressed wood that's denser and heavier than ordinary wood. So the sound is forced out of the cabinet instead of being absorbed by it.

Of course, not everything that adds to the sound of an HPM-100 also adds to its weight.

Our supertweeter uses nothing but a piece of High Polymer Molecular film to produce incredibly clear and crisp high frequencies.

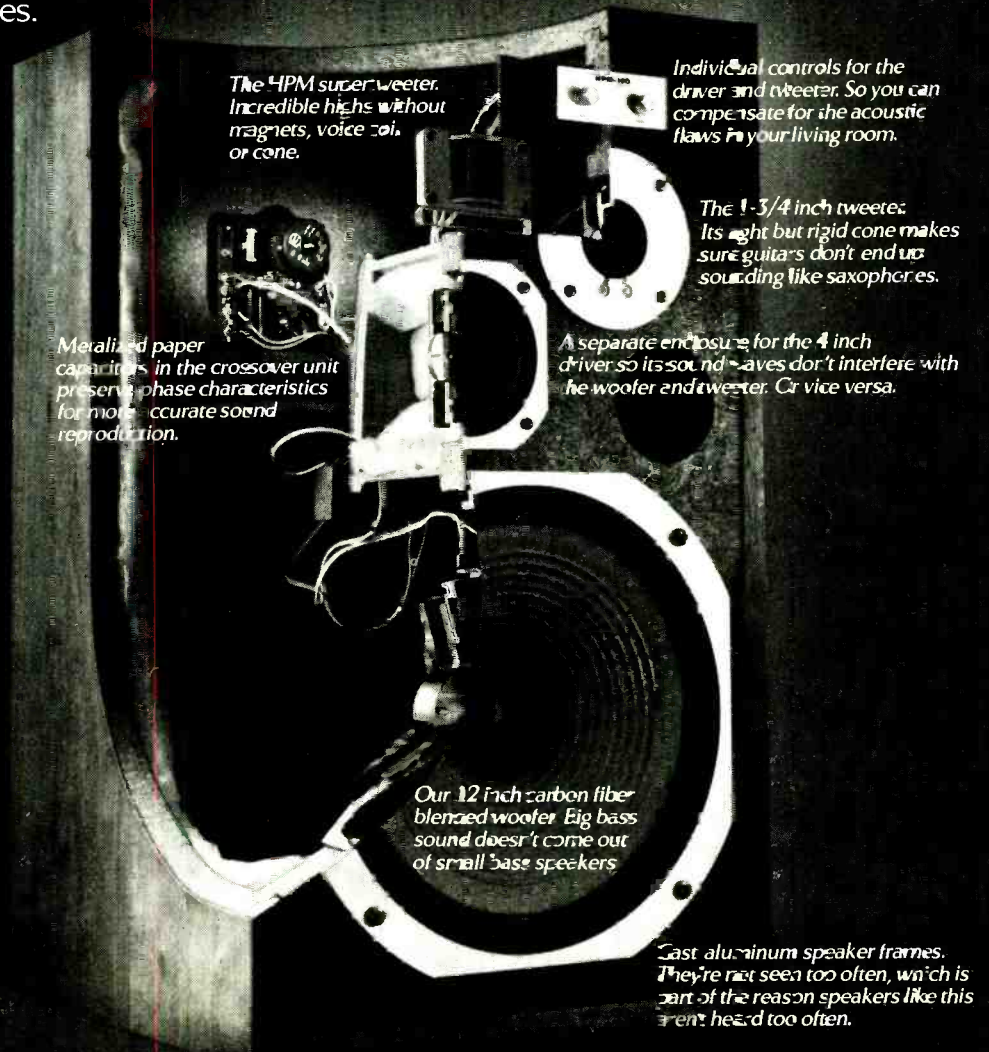
Our midrange driver and tweeter have cones that are light enough to give sharp response, but rigid enough not to distort.

And our 12 inch woofer has a long throw voice coil and unique carbon fiber blend cone (instead of the typical cardboard cone) that work to produce the kind of realistic bass you not only hear, but feel.

Naturally, we could go on. About our 12-1/2 feet of damping material. Or about the aluminum screws that keep our speakers from falling out. They're ordinarily used to keep airplanes from falling apart.

But we figure at this point you'd rather hear our speakers in person than hear any more about them from us.

**HPM-100™**  
The all-around great speaker.



*The HPM supertweeter. Incredible highs without magnets, voice coil, or cone.*

*Individual controls for the driver and tweeter. So you can compensate for the acoustic flaws in your living room.*

*The 1-3/4 inch tweeter. Its light but rigid cone makes sure guitars don't end up sounding like saxophones.*


*Metalized paper capacitors in the crossover unit preserve phase characteristics for more accurate sound reproduction.*

*A separate enclosure for the 4 inch driver so its sound waves don't interfere with the woofer and tweeter. Or vice versa.*

*Our 12 inch carbon fiber blended woofer. Big bass sound doesn't come out of small bass speakers.*

*Cast aluminum speaker frames. They're not seen too often, which is part of the reason speakers like this aren't heard too often.*

“If you’re going to learn electronics, you might as well learn it right!”



*“Don’t settle for less.  
Especially when it comes  
to career training...because  
everything else in your life  
may depend on it. That’s  
why you ought to pick CIE!”*



**You've probably seen advertisements from other electronics schools. Maybe you think they're all the same. They're not!**

**CIE is the largest independent home study school in the world that specializes exclusively in electronics.**

...

### Meet the Electronics Specialists.

When you pick an electronics school, you're getting ready to invest some time and money. And your whole future depends on the education you get in return.

That's why it makes so much sense to go with number one... with the specialists... with CIE!

### There's no such thing as bargain education.

If you talked with some of our graduates, chances are you'd find a lot of them shopped around for their training. Not for the lowest priced but for the best. They pretty much knew what was available when they picked CIE as number one.

We don't promise you the moon. We do promise you a proven way to build valuable career skills. The CIE faculty and staff are dedicated to that. When you graduate, your diploma shows employers you know what you're about. Today, it's pretty hard to put a price on that.

### Because we're specialists, we have to stay ahead.

At CIE, we've got a position of leadership to maintain. Here are some of the ways we hang onto it...

### Our step-by-step learning includes "hands-on" training.

At CIE, we believe theory is important. And our famous Auto-Programmed® Lessons teach you the principles in logical steps.

But professionals need more than theory. That's why some of our courses train you to use tools of the trade like a 5 MHz triggered-sweep, solid-state oscilloscope you build yourself - and use to practice troubleshooting. Or a beauty of a 19-inch diagonal Zenith solid-state color TV you use to perform actual service operations.

### Our specialists offer you personal attention.

Sometimes, you may even have a question about a specific lesson. Fine. Write it down and mail it in. Our experts will answer you promptly in writing. You may even get the specialized knowledge of all the CIE specialists. And the answer you get becomes a part of your permanent reference file. You may find this even better than having a classroom teacher.

JUNE 1978

### Pick the pace that's right for you.

CIE understands people need to learn at their own pace. There's no pressure to keep up... no slow learners hold you back. If you're a beginner, you start with the basics. If you already know some electronics, you move ahead to your own level.

### Enjoy the promptness of CIE's "same day" grading cycle.

When we receive your lesson before noon Monday through Saturday, we grade it and mail it back - the same day. You find out quickly how well you're doing!

### CIE can prepare you for your FCC License.

For some electronics jobs, you must have your FCC License. For others, employers often consider it a mark in your favor. Either way, it's government-certified proof of your specific knowledge and skills!

More than half of CIE's courses prepare you to pass the government-administered exam. In continuing surveys, nearly 4 out of 5 CIE graduates who take the exam get their Licenses!

### For professionals only.

CIE training is not for the hobbyist. It's for people who are willing to roll up their sleeves and go to work... to build a career. The work can be hard, sure. But the benefits are worth it.

### Send for more details and a FREE school catalog.

Mail the card today. If it's gone, cut out and mail the coupon. You'll get a FREE school catalog plus complete information on independent home study. For your convenience, we'll try to have a CIE representative contact you to answer any questions you may have.

Mail the card or the coupon or write CIE (mentioning name and date of this magazine) at: 1776 East 17th Street, Cleveland, Ohio 44114.



Patterns shown on TV and oscilloscope screens are simulated.

**CIE** **Cleveland Institute of Electronics, Inc.**  
 1776 East 17th Street, Cleveland, Ohio 44114  
 Accredited Member National Home Study Council

**YES...** I want the best of everything! Send me my FREE CIE school catalog - including details about troubleshooting courses - plus my FREE package of home study information. PE-64

Print Name \_\_\_\_\_

Address \_\_\_\_\_ Apt. \_\_\_\_\_

City \_\_\_\_\_

State \_\_\_\_\_ Zip \_\_\_\_\_

Age \_\_\_\_\_ Phone (area code) \_\_\_\_\_

Check box for G.I. Bill information:  Veteran  Active Duty

**MAIL TODAY!**

# Q • How close can hi-fi get to an authentic musical experience?

## A • Slip on new Audio-Technica Stereophones and hear for yourself.

If you want to find out how good the new Audio-Technica Stereophones really are, don't just compare them with other headphones. Put them up against the very finest *speaker* systems. But don't just listen to the equipment. Listen to the *music*. And be ready for a surprise!

Judged on the basis of flatness of response, freedom from distortion, transient response, sensitivity, and independence from room acoustics, these new dynamic and electret condenser models are perceptibly better sounding than speaker systems costing hundreds of dollars more.

And if you think that great performance can only come from heavy, bulky stereophones, get ready for another surprise. Our heaviest model is less than 7½ ozs. and our lightest is an incredible 4¾ ounces light. Comfort that lasts an entire opera if you wish.

For all the facts, send for our catalog. But for the revealing truth about stereophone performance, listen and compare at your nearby Audio-Technica showroom. It will be a great *musical* experience.



**Model ATH-7**  
Our finest Electret Condenser  
with LED peak level indicators  
\$149.95

**Model ATH-1**  
The moving coil dynamic stereo-  
phone that weighs just 4¾ oz.  
\$29.95

 **audio-technica**  
INNOVATION □ PRECISION □ INTEGRITY

AUDIO-TECHNICA U.S., INC., Dept. 68P, 33 Shiwasssee Avenue, Fairlawn, Ohio 44313  
Available in Canada from Superlor Electronics, Inc.

## Letters

### POORER BUT BETTER OFF

Thanks to POPULAR ELECTRONICS, I am now \$135 poorer. This may sound bad, but it is really good—at least I hope so. I have all of your articles on the Cosmac Elf microcomputer built around the 1802  $\mu$ P chip from RCA. They have aroused my interest so much that I have gone out and bought my own Elf microcomputer kit. —Robert J. Kastelic, South Milwaukee, WI.

### THANKS FOR "EXPERIMENTER'S CORNER"

I would like to express my appreciation for the "Experimenter's Corner." This column is always lucid and interesting. I particularly enjoyed the December 1977 and January 1978 columns on read/write memories. Thanks to them, I now understand how data is placed into and retrieved from memory. I would like for author Forrest Mims to devote more space to digital and computer circuits. —Mark Jennings, Bellevue, WA.

### TRANSMITTER THAT NEVER WAS

As I was leafing through the February 1978 issue of POPULAR ELECTRONICS, I noted that the Amateur Radio column made reference to the Heathkit Model HX-1675 amateur radio transmitter. The information for this article undoubtedly originated from someone here at Heath. Unfortunately, the Model HX-1675 was discontinued at the last minute and never offered for sale. —V. Virgil Bennett, Heath Co., Benton Harbor, MI.

### UPDATING NBS SERVICES

We appreciate your help in keeping your readers abreast of changes in our standard time and frequency services. Here is some late information.

WWVL (which operated near 20 kHz until July 1972) no longer is in operation. WWVB (60 kHz), WWV and WWVH (2.5, 5, 10, and 15 MHz) are still on the air continuously.

Details of station operation, signal formats and other information about WWV, WWVB, and WWVH are included in *National Bureau of Standards Time & Frequency Dissemination Services*, a 60¢ booklet available as NBS Special Publication 432 from the Superintendent of Documents, U.S. Government Printing Office, Washington, DC 20402. (SP 432 replaces SP 236.) —Collier N. Smith, NBS, Boulder, CO 80302.

## Out of Tune

In "Expanding the Elf II" (March 1978), transistors Q2 and Q4, in Fig. 3, should be types 2N5354.

POPULAR ELECTRONICS



THE ELECTRICAL TERMINAL & CONNECTOR SHOP™

Just about every bit of electrical hardware you'll ever need... over 1,000 pieces (that's 7 gross! over 84 dozen!) all organized & labeled in a heavy-duty, bin-cabinet!

You'll wonder how you ever did without it... truly one of the most important "tools" you could own!

FREE

A \$2.50-value, wall-size (17 1/2" x 24") Specifications Chart. Shows how to select the right terminal or connector... how to identify wire and stud sizes... and explains coding... much, much more. Yours absolutely FREE!!

All for just **\$24.95** plus \$3.90 shipping & handling

The hardware alone would cost you over \$100 at retail prices! Price it out anywhere!!

INSULATED CONNECTS 35 FEMALE DISCONNECTS FULLY INSULATED 45 MALE DISCONNECTS INSULATED

110 SPADE TERMINALS INSULATED

75 BUTT CONNECTORS 35 CLOSED END CONNECTORS 10 SNAP-SPLICE CONNECTORS

265 RING TERMINALS NON-INSULATED QUANTITIES IN BOLD TYPE 190 SPADE TERMINALS NON-INSULATED

6 ALLIGATOR CLIPS 30 CABLE TIES

4 TERMINAL STYLES 3 SPLICE STYLES 3 DISCONNECT STYLES 7 WIRE SIZES 6 STUD SIZES 3 BARREL TYPES 3 COLOR CODES

LOOK AT ALL YOU GET! Every type, size and style of terminal and connector you'll probably ever need! Full size ranges!

- No more "making do" with just anything you have on hand!
- No more "drugstore quality" terminals and connectors!
- No more high prices!
- No more less-than-professional repair jobs!
- No more frustrating searches for the right piece of electrical hardware!
- No more time-consuming soldering!
- No more Saturday-morning trips to the hardware or electrical supply store!

**BONUS BUY!**

A Stanley, Industrial-quality "Jobmaster" crimper at our wholesale cost!

**REGULAR \$5.05 CRIMPER JUST \$2.99** (plus \$1.75 shipping and handling)

Limit: One crimper per shop. Crimpers not sold separately.

To Order — 24-hour Phone Service: Send check, money order, or company purchase order for full amount. Or charge it to any one of 5 major credit cards (see Order Coupon). Credit card buyers can also call our 24-hour, toll-free number: 800-331-1000 (from Oklahoma, call 918-664-8300 collect).



Not Available in Retail Stores!

**UNCONDITIONAL 30-DAY GUARANTEE**

Mail to and make remittance payable to:  
**D.R.I. Industries, Inc.**, Dept. POPEL-68  
 6864 Washington Avenue South, Eden Prairie, MN 55344

Indicate Order: \_\_\_\_\_ Electrical Terminal & Connector Shop(s) @ \$24.95 plus \$3.90 shipping and handling each.  
 \_\_\_\_\_ Stanley Crimper(s) @ \$2.99 plus 75¢ shipping and handling each. (Limit: one per Shop purchased.)

Check (✓) Method of Payment:  Check, money order, or company purchase order enclosed (MN residents add 4% sales tax).  
 Charge it to:  VISA/BankAmericard  
 American Express  Carte Blanche  
 Diners Club  Master Charge

CARD NO. \_\_\_\_\_  
 SIGNATURE X \_\_\_\_\_  
 NAME \_\_\_\_\_  
 ADDRESS \_\_\_\_\_  
 CITY \_\_\_\_\_ STATE \_\_\_\_\_ ZIP \_\_\_\_\_

All high-quality, 99% conductivity, plated copper terminals and connectors. Meet or exceed UL, CSA, and (where applicable) OEM standards. Not inexpensive "stamped-out-tin" hardware. No "seconds" or "rejects." All high-quality! Truly over \$100 worth of hardware alone! Check out prices yourself... you'll be amazed!

**Unconditional 30-Day Guarantee:** If you're dissatisfied in any way or for any reason, just return your Shop(s) within 30 days for an immediate, full refund. No questions asked!

**Exactly what you receive:** One 25-tray, polystyrene bin-cabinet (tray dividers form 45 bins). 1,011 terminals, connectors, and electrical accessories. 25 preprinted, color-coded I.D. labels. One FREE Specifications Chart.

©1977 D.R.I. Industries, Inc., Eden Prairie, MN 55344  
 "The Electrical Terminal & Connector Shop" is a trademark of D.R.I. Industries, Inc.  
 D.R.I. Industries, Inc., 6864 Washington Ave. So., Eden Prairie, MN 55344



HP-37E



HP-38E



HEWLETT-

HP-32E



HEWLETT-



HEWLETT-PACKARD

HP-33E

HP-31E



HEWLETT-



# HEWLETT-PACKARD INTRODUCES A NEW GENERATION.

## THE PRICE OF EXCELLENCE NOW STARTS AT \$60.\*

### THE NEW SERIES E.

Introducing Series E. Five precision calculating instruments for science, engineering and business. You'll find them outstanding values.

### NEW FEATURES.

#### MORE CONVENIENCE.

**Easier to read.** They feature a new, larger LED display for improved readability. And so that you'll never confuse 100000 with 1000000, commas are inserted between thousands.

**Checks you. Checks itself.** Built-in diagnostic systems tell you: 1) when you've performed an incorrect operation; 2) why it was incorrect; and 3) if the calculator isn't working properly.

**Accuracy.** We engineered a new level of accuracy into Series E. So you need not be concerned that your answers are correct or complete.

**The Hewlett-Packard extras are standard.** Series E is "human engineered" inside and out for increased usability: low battery warning light; rechargeable batteries; positive click keys; sturdy, impact-resistant cases. Pick up any Series E calculator and experience the HP difference.

### HEWLETT-PACKARD IS WITHOUT EQUAL.

**In logic systems.** Series E calculators use RPN logic exclusively. RPN—the system that displays all intermediate results for instant feedback in checking errors. RPN—the system that lets you solve lengthy problems with ease and consistency. You'll find it's the shortest possible distance between the question and the answer.

**In documentation.** The complete modular documentation system for Series E includes:

Introductory Booklets; Owners' Handbooks; Applications Books for mathematics, statistics, real estate, leasing, investments and more. These books give you fast, easy solutions to everyday problems.

**In quality.** Hewlett-Packard quality, dependability and reliability are engineered into every Series E calculator.

### EXCELLENCE AT AN AFFORDABLE PRICE.

For details, send the attached coupon. And for a closer look at the HP-31E, HP-33E or HP-38E, visit your nearest Hewlett-Packard dealer. (The HP-32E and HP-37E will be on his shelves in July.) For the address, **CALL TOLL-FREE 800-648-4711—in Nevada, 800-992-6710.** See for yourself that the price of excellence is now quite affordable.

### FOR SCIENCE AND ENGINEERING.

**The HP-31E—Scientific. \$60\*** Consider it the new standard scientific calculator. Trigonometric, exponential and math functions. Metric conversions. Fixed and scientific display modes with a full 10-digit display. 4 separate user memories.

**The HP-32E—Advanced Scientific with Statistics. \$80\*** Everything the HP-31E is—and more. More math and metric capabilities. 15 user memories. Hyperbolics. Plus comprehensive statistics. Engineering, scientific and fixed display modes. Decimal degree conversions.

**The HP-33E—Programmable Scientific. \$100\*** A scientific, math and statistical calculator with the added clout of programmability. 49 program lines of fully-merged key codes. Editing keys, control keys and a full range of conditional keys. 8 user memories.

### FOR BUSINESS AND FINANCE.

**The HP-37E—Business Management. \$75\*** Your best choice for a basic business and financial calculator. Has our new "cash flow sign convention" for intuitive problem solving. Handles PV, PMT and FV simultaneously. Calculates percents, discounts and mark-ups. Figures amortization schedules. Statistics with trend-line forecasting. 5 financial and 7 user memories.

**The HP-38E—Advanced Financial with Programmability. \$120\*** Our first financial programmable calculator. Has all the power of the HP-37E plus a lot more. Routine or sophisticated problem solving at the touch of just one key—no previous programming experience necessary. IRR and NPV for up to 1980 cash flows in 20 groups. 2000-year calendar. 5 financial and 20 user memories plus up to 99 program lines.



Dept 254F 1000 N.E. Circle Blvd., Corvallis, OR 97330

HEWLETT-PACKARD  
Dept. 254F  
1000 N.E. Circle Blvd.  
Corvallis, OR 97330

Please send details on new Series E  
 Business Calculators  
 Scientific Calculators

NAME \_\_\_\_\_

ADDRESS \_\_\_\_\_

CITY \_\_\_\_\_

STATE \_\_\_\_\_ ZIP \_\_\_\_\_

\*Suggested retail price excluding applicable state and local taxes—Continental U.S.A., Alaska & Hawaii

Displays photographed separately to simulate typical appearance.

CIRCLE NO. 28 ON FREE INFORMATION CARD

616-62



## New Products

Additional information on new products covered in this section is available from the manufacturers. Either circle the item's code number on the Free Information Card or write to the manufacturer at the address given.

### Hand-Held 50-MHz Counter

The Continental Specialties "Mini-Max" is a new hand-held automatic frequency counter that can be battery powered with a standard 9-V battery or, optionally, ac pow-



ered. It has a guaranteed minimum frequency range of from 1090 Hz to 50 MHz, with 100-Hz resolution throughout the entire range. There are no controls, only an on-off switch. The frequency is automatically displayed directly on the counter's 0.1" (2.54-mm) magnified, six-decade display, with leading zeroes blanked out. When the Mini-Max is first turned on, two decimal points (one each for kilo- and megahertz) come on in the display. It has a diode-protected miniature phone-jack input whose impedance is rated at 1 megohm. A built-in crystal-controlled timebase operates at 3.58 MHz and has a claimed frequency stability of 0.2 ppm/°C over a temperature range of from 0° to 50° C. Dimensions are 3" x 6" x 1 1/2". \$89.95.

CIRCLE NO. 88 ON FREE INFORMATION CARD

### BGW Model 410 Power Amplifier

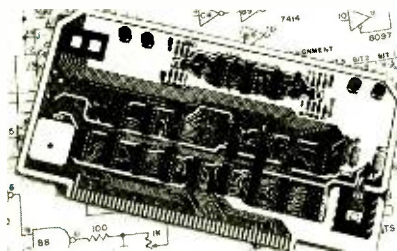


The Model 410 stereo power amplifier from BGW uses a pair of 10 discrete LED "meter" displays in place of the traditional analog mechanical movements to indicate output power. Rated at 200 watts continuous into 8 ohms, the amplifier's frequency response rating is 3 Hz to 100,000 Hz  $\pm 0/-3$  dB. THD and IM distortion are rated at 0.05% and 0.01%, respectively. Residual hum and noise are rated at  $-110$  dB. Input sensitivity is 2 volts for 200 watts output. The LED "meter" display is average responding; it has a three-position sensitivity switch ( $-20$ ,  $-10$ , and 0 dB). A four-position speaker system selector switch with 20-ampere power-handling capability is provided. \$699.

CIRCLE NO. 89 ON FREE INFORMATION CARD

### Vector Analog Interface Board

A multifunction Analog Interface Board for microcomputers, introduced by Vector Graphic Inc., is for use with potentiometers, joysticks, and voltage sources. An 8-bit digital port with a latch strobe can func-



tion as a keyboard input port. Tone pulse generators can also produce sounds for games or keyboard audio feedback. Additional features include four A/D inputs and MWRITE logic and a power-on jump feature for computers that lack a front panel. \$75, kit; \$115, assembled.

CIRCLE NO. 87 ON FREE INFORMATION CARD

### Sansui Direct-Drive Turntable

The latest direct-drive turntable from Sansui, Model SR-333, is a two-speed manual player with individual pitch-control adjustments for each speed. The motor is a 20-pole, 30-slot brushless type, with wow and flutter rated by the manufacturer at less



than 0.035%. Rumble is rated at  $-70$  dB, signal-to-noise ratio at better than 60 dB. The arm is an S-shaped, counterbalanced type. The SR-333 comes complete with base and dustcover. It measures 18 1/8" W x 6 1/16" H x 14 11/16" D. (46 x 15.4 x 37.9 cm), and weighs 17.2 lb (7.8 kg). \$200.


CIRCLE NO. 91 ON FREE INFORMATION CARD

### Mobile Antennas for Japanese Cars

A new series of pillar-mount AM/FM/CB antennas, designed specifically to replace existing AM/FM antennas on Datsun, Toyota and Honda automobiles, has been announced by Harada. Five models are available: two each for Datsuns and Hondas, and one for Toyotas. The antennas are top-loaded for CB, with specially designed cables and couplers to accommodate all three reception modes.

CIRCLE NO. 92 ON FREE INFORMATION CARD

### Curtis Amateur Radio Computer



A computerized Morse and Baudot code operating system for the ham is available from Curtis Electro Devices, Inc. Called the System 4000, it is designed to receive, decode, and print (via CRT) Morse or five-level Baudot TTY codes at rates of 10 to 100 wpm or 60 to 100 wpm. It also serves as a keyboard or paddle with CRT display of the transmitted text. The Morse keyboard provides a 500-key buffer, eight programmable message memories, and two

(Continued on page 22)



# Why you should buy a digital multimeter from the leader in digital multimeters.


If you're shopping for your first multimeter, or moving up to digital from analog, there are a few things you should know.

First, look at more than price. You'll find, for instance, that the new Fluke 8020A DMM offers features you won't find on other DMMs at *any* price. And it's only \$169.\*

Second, quality pays. Fluke is recognized as the leading maker of multimeters (among other things) with a 30-year heritage of quality, excellence and value that pays off for you in the 8020A.

Third, don't under-buy. You may think that a precision 3½-digit digital multimeter is too much instrument for you right now. But considering our rapidly changing technology, you're going to need digital *yesterday*.

## If you're just beginning, go digital.



Why not analog? Because the 8020A has 0.25% dc accuracy, and that's *ten*

*times better* than most analog meters.

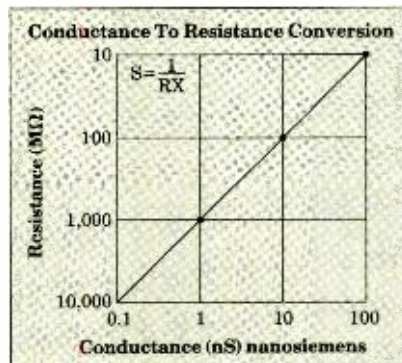
Also, the 8020A's digital performance means things like 26 ranges and seven functions. And the tougher your home projects get, the more you need the 8020A's full-range versatility and accuracy. The 8020A has it; analog meters don't.

## If you're a pro.

You already know Fluke. And you probably own a benchtop-model multimeter.

Now consider the 8020A: smaller in size, but just as big in capability. Like 2000-count resolution and high-low power ohms. Autozero and autopolarity. And the 8020A has 3-way protection against overvoltage, overcurrent and transients to 6000V!

## Nanosiemens?



Beginner or pro, you'll find the meter you now have can't measure nanosiemens. So what? With the 8020A *conductance* function, you can measure the equivalent of 10,000 megohms in nanosiemens. Like capacitor, circuit board and insulation leakage. And, you can check transistor gain with a simple, homemade adapter. Only with the 8020A, a 13-oz. heavyweight that goes where you go, with confidence.

## What price to pay.



\$169.\*

Of course, you can pay more. Or less. In fact, you could pay almost as much for equally compact but more simplistic meters, and get far less versatility. And, the 8020A gives you the 'plus' of custom CMOS LSI chip design, and a minimum number of parts (47 in all). All parts and service available at more than 100 Fluke service centers, worldwide. Guaranteed, for a full year.

Rugged. Reliable. Inexpensive to own and to operate; a simple 9V battery assures continuous use for up to 200 hours.

## Where to buy.

Call (800) 426-0361 toll free. Give us your chargecard number and we'll ship one to you the same day. Or, we'll tell you the location of the closest Fluke office or distributor for a personal hands-on feel for the best DMM value going.

\*U.S. price only

## Fluke 8020A DMM for Home Electronics Experts: \$169



CIRCLE NO 62 ON FREE INFORMATION CARD

NRI BRINGS "POWER-ON"  
 TRAINING TO YOUR HOME...  
 FOR QUICKER, EASIER  
 LEARNING AND  
 FASTER EARNING

# NRI FIRSTS

**First** and only school with designed-for-learning Quadraphonic Audio Center with four SP14 speaker systems. This solid state SQ™ system is designed so that you perform meaningful experiments at every stage of assembly . . . for thorough training in audio technology



™Trademark of CBS, Inc

**You get trouble-shooting experience from the chassis up . . . with NRI's unique training equipment.**

The "firsts" described here are typical of NRI's over 63 years of leadership in electronics home training. When you enroll as an NRI student, you get the technical knowledge and the priceless confidence of "hands-on" experience sought by employers in communications, TV-audio servicing, computers, and industrial and military electronics. NRI training is designed for your education . . . from the educator-acclaimed Achievement Kit sent the day you enroll, to bite-size, well illustrated, easy-to-read lessons programmed with designed-for-learning training equipment.

**NRI Firsts** make learning at home fast and fascinating. More than a million have come to NRI for home training. Professional TV/Audio technicians who learned their profession through home training rate NRI as first choice by far, over any other school.

SEND FOR THE FREE FULL-COLOR CATALOG . . . for full details on NRI home training. There is no obligation . . . *no salesman will call.*

**First** with an electronics Discovery Lab™. This self-contained advanced solid-state lab gives you fast, hands-on access to fully-powered semiconductor circuitry. NRI is the only school with all these modern solid state component experiments in: bipolar and field effect transistors, Zener diodes, light-emitting diodes, SCR's and phototransistors.


™McGraw Hill CEC



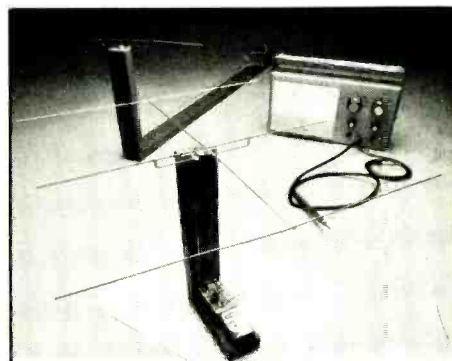
**First** and only school with new Optical Transmission System engineered to allow you to analyze digital and analog signal transmission via light beam. Systems you build use LED and phototransistor technology, simulating basic principles of laser communications as used in video disc home entertainment systems.



**First** and only school with designed-for-learning 25" diagonal solid state Color TV complete with cabinet. This solid state set was designed by NRI's own engineers from the chassis up so that students can perform over 25 in-set experiments during construction, including valuable "Power-On" trouble-shooting.



**First** and only school with a portable CMOS digital frequency counter engineered by NRI to give you experience in the newest types of digital systems coming into expanded use in consumer electronics.



**First** and only school with an Antenna Applications Lab engineered to give you a thorough understanding of practical communications antenna requirements. You assemble and test several different types of antennas and matching sections, measuring gain and radiation patterns.


**First** and only training with an actual programmable digital computer to give you the only home training in machine-language programming . . . essential to trouble shooting digital computers. Extra Memory Expansion Kit doubles memory size for practice in advanced programming techniques.



**First** and only school with a solid state regulated power supply engineered by NRI to give you experience with modern power supply designs; to give you a premium power supply for your NRI Transceiver, or to use in trouble-shooting mobile equipment.



**First** and only school with designed-for-learning, 400-channel, digitally-synthesized VHF Transceiver to give you the only fully-up-to-date 2-meter equipment for complete training in commercial, amateur, and CB communications. The design incorporates circuitry and components representative of the latest state of the art. Circuitry is on five plug-in circuit cards to take full advantage of NRI "Power-On" training.



If card is missing, write to:



NRI Schools  
McGraw Hill Continuing  
Education Center  
3939 Wisconsin Ave.  
Washington, D.C. 20016

(Continued from page 16)

fixed message memories (CQ and ID). The message memories are also available in the paddle keyer mode. Code speeds are adjustable in one wpm increments from 10 to 99 wpm. The System 4000 is designed to be added to the Processor Technology SOL-20  $\mu$ C, but it can be adapted to any S-100 bus, 8080-based  $\mu$ C by adding additional I/O patches to the video driver and console keyboard. Address: Curtis Electro Devices, Inc., Box 4090, Mountain View, CA 94040.

## Bearcat Autoscan Monitor

The Electra Company's Bearcat 250 is a new automatic scanning receiver that monitors 50 channels, requires no crystals, and features auto search and recall. The synthesized scanner includes a nonvolatile memory, five custom-designed chips, and pushbutton programming for any frequency in five bands without the use of crystals. The receiver can monitor low and high vhf bands, the uhf band, the T band, and the 2-meter (146 to 148 MHz) ham band. The 50 channels are arranged in banks of 10. This is said to be the first scanner to automatically search out and activate local public-service frequencies, store them in memory, recall them on demand, and display the active frequencies discovered and stored during the search. It also contains a digital clock that operates while the scanner is performing other functions. A priority channel is built in. \$399.95.

CIRCLE NO 93 ON FREE INFORMATION CARD

## CCD Video Camera Kit

A charge-coupled device (CCD) video camera kit is available from Solid State Sales. The Model 202 camera can be used for both visible-light and infrared viewing,



and for character recognition with computers equipped with external circuits. It features the Fairchild 202C (100  $\times$  100 bit) self-scanning CCD as the graphic pickup element. Among the advantages claimed for the camera are: all clock voltages at a fixed level to eliminate the need for adjust-

ments; higher video output signal; simplified circuitry for easy assembly; and a two-level TTL output for easy interfacing. All components mount on two parallel boards. The output signal is for display on an X-Y oscilloscope. The camera kit comes with all semiconductors, passive components, boards, data sheets and diagrams, and an 8-mm lens. \$349.

CIRCLE NO 9 ON FREE INFORMATION CARD

## Mobile Entertainment Center With Clock

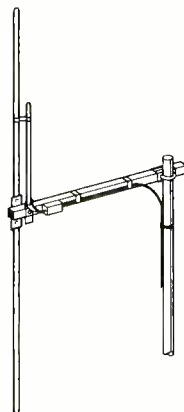
The Audiovox "Indasher" Model DGC-10 car stereo system contains an AM/stereo FM receiver, cassette player, and full-time clock (hours and minutes/day and date) and timer. Frequencies on AM and FM, time, and elapsed time are indicated by a yellow 7-segment numeric display. A pushbutton switch is provided for adjusting dis-



play intensity for daytime and nighttime driving conditions. The receiver is rated to deliver 10 watts rms and has 4- and 8-ohm outputs. The receiver portion features electronic AM/FM band selection, local/distance switch, and stereo/mono selection. The cassette player has fast-forward/eject/rewind lever and automatic eject mechanism at end of tape play. The time is continuously displayed until a station is tuned. Five seconds after a station is tuned, the display automatically switches back to the time-display mode. \$299.95.

CIRCLE NO 95 ON FREE INFORMATION CARD

## Finco Monitor Antennas



Two new monitor antennas—one for public-service bands and one for aircraft frequencies—have been announced by Finco. The SMA-1 Scanner Monitor Antenna operates as a  $\frac{1}{2}$ -wave dipole in the 30-50-MHz lo-vhf band, as a  $\frac{3}{2}$ -wave dipole in the 148-174-MHz hi-vhf band, and as a "J" stub in the 450-512-MHz uhf band. It is also available as SMA-IWK, a window-mounting kit with an 18' cable. The aircraft-monitor model AMA-3 is a half-wave, omnidirectional groundplane antenna tuned for the 108-138-MHz aircraft band, and is designed to mount on  $\frac{1}{4}$ " mastling or standard 1" threaded water pipe (not included).

CIRCLE NO 96 ON FREE INFORMATION CARD

## Underwater Microphone/Earphone

The Y<sup>2</sup> Model IO-310 is an underwater microphone rated by its manufacturer for depths of up to 600 feet. It can also be used as an earphone. Specifications are: sensitivity, -85 dB re 1 V/microbar; impedance, 2000 ohms at 1 kHz; electrical leakage resistance greater than 100 megohms; weight,  $\frac{3}{4}$  oz (23 g); size, 1.2" dia.  $\times$   $\frac{3}{8}$ " thick (3.0  $\times$  1.0 cm). \$16.95. Address: Y-Square Associates, Inc. 2001 So. Eastwood St., Unit "A", Santa Ana, CA 92705.

## AM CB Base-Station Transceiver



The Robyn Model AM-500D AM CB base station transceiver is rated to deliver 4 watts of output power with a 100% modulation limit on all 40 CB channels. It features a large LED-type numeric channel indicator, illuminated SWR and S/r-f meters, and separate transmit (TX) and receive (RX) indicators. Pushbutton switches control PA/CB selection, ANL (automatic noise limiter) in/out selection, and choice of internal or external speaker. Separate rotary controls are provided for adjusting VOLUME, SQUELCH, RF GAIN, TONE, MIKE GAIN, and SWR/CAL. The dual conversion receiver is

(Continued on page 24)



# Radio Shack's personal computer system? This ad just might make you a believer.

You can't beat  
the 4K system at  
**\$599**



- TRS-80 "Breakthru"**
- TRS-80 microcomputer
  - 12" video display
  - Professional keyboard
  - Power supply
  - Cassette tape recorder
  - 4K RAM, Level-I BASIC
  - 232-page manual
  - 2 game cassettes

...or the step-up  
16K system at  
**\$899**



- TRS-80 "Sweet 16"**
- Above, except includes 16K RAM

...or the fast  
4K/printer system at  
**\$1198**



- TRS-80 "Educator"**
- Above, except includes 4K RAM and screen printer

...or the Level-II  
16K/printer/disk  
system at  
**\$2385**



- TRS-80 "Professional"**
- Above, except includes 16K RAM, disk drive, expansion interface, and Level-II BASIC

**So how are you gonna beat the system that  
does this much for this little? No way!**

... The amazing new  
32K/Level-II/2-disk/  
line printer system at  
**\$3874**



- TRS-80 "Business"**
- Above, except includes 32K RAM, line printer, and two disk drives

Get details and order now at Radio Shack stores and dealers in the USA, Canada, UK, Australia, Belgium, Holland, France, Japan. Write Radio Shack, Division of Tandy Corporation, Dept. C-008, 1400 One Tandy Center, Fort Worth, Texas 76102. Ask for Catalog TRS-80.

**Radio Shack**<sup>®</sup>  
The biggest name in little computers

**Audio Discount**  
**WAREHOUSE SALES**  
**DIRECT TO PUBLIC**  
**"HOT STUFF"**  
**CALL TOLL FREE**  
**800-631-2175**  
**FOR ORDERS & PRICE QUOTES**

**LARGEST SELECTION**  
**LOWEST PRICED ANYWHERE**

RECEIVERS    TURNTABLES    TUNERS  
 SPEAKERS    CHANGERS    CARTRIDGES  
 TAPE DECKS    AMPLIFIERS    HEADPHONES  
 PRE-AMPS    COMPACTS    CAR AUDIOS

**ALL COMPONENTS**  
**SHIPPED IMMEDIATELY**  
**IN FACTORY SEALED CARTONS**  
**WITH FULL MANUFACTURERS**  
**WARANTEE**

**PIONEER**




**\$391**

RT-707 3-MOTOR 4-HEAD AUTO-  
 REVERSE STEREO TAPE DECK 7 1/2"  
 TR 7 1/2", 3 3/4" LIST \$575.00

**TEAC**

**A-103 Stereo Cassette** **\$165**  
 Deck with Dolby System



**Garrard** **GT 55**  
**BELT DRIVE**  
**TURNTABLE**  
 Base, Dust Cover  
 and Shure M95ED  
 cart **\$169**  
 List 369.00

**SENNHEISER**  
**HEAD PHONES**

HD400.....\$25.42  
 HD414.....\$39.95  
 HD424.....\$59.95

**TDK**  
 Case of 10 — \$28.

Avilyn has greater sensitivity than even the best  
 chrome tape, especially in the low and middle  
 range. It performs with less distortion.

**CALL TODAY**  
**TOLL FREE**

**800-631-2175**

**MASTER CHARGE/BANKAMERICARD**  
**HONORED ON PHONE ORDERS**

175 MONMOUTH RD.  
 W. LONG BRANCH, N.J. 07764  
 201-229-3300



CIRCLE NO. 4 ON FREE INFORMATION CARD

(Continued from page 22)

rated at: 0.5  $\mu$ V sensitivity, 60 dB minimum adjacent-channel rejection, 50 dB or more image rejection, and 3.5 watts audio output power. The transceiver can be powered from the ac power line or a 12-volt dc source. Size is 13"W  $\times$  11 1/2"D  $\times$  5"H (33  $\times$  29.2  $\times$  12.7 cm) and weight is 11 lb (5 kg). \$189.95.

CIRCLE NO. 97 ON FREE INFORMATION CARD

## IET Digital Multimeter



The IET DM-45 is an auto-ranging, auto-polarity 3 1/2-digit multimeter of pocket size. It measures ac and dc voltages from 1 mV to 999 V, ac and dc current from 1 mA to 2 A, and resistance from 1 to 999,000 ohms. Input impedance is 1000 megohms in the 1-volt range and 10 megohms in other ranges. Basic accuracy is specified as 0.2%,  $\pm$ 1 digit. RANGE HOLD and READING HOLD switch positions enable the user to lock into any range to store any reading on the display. Dimensions are 5.6 x 3 x 1.6 in. (14.2 x 7.6 x 4.1 cm); weight is 10 oz. Includes rechargeable batteries and ac adapter/charger. \$159.

CIRCLE NO. 98 ON FREE INFORMATION CARD

## KLH Car Speaker

The KLH Model 693DMSC is a 3-way, coaxial speaker designed for automotive use. Its woofer is 6 X 9 in., with a 30-oz magnet. The midrange is a dome type covering the range from 1 to 4 kHz. The tweeter is a samarium-cobalt type which, according to the manufacturer, "functions like an electrostatic unit without electrostatic limitations."

CIRCLE NO. 99 ON FREE INFORMATION CARD

## GC Nibbling Tool

A hand-operated nibbling tool for cutting sheet metal and plastic has been introduced by GC Electronics. The tool can cut a hole of virtually any shape in steel up to 18-ga., or in copper, aluminum or plastic up to 1/16" (1.6 mm) thick. A 3/8" (9.5 mm) starting hole is required for inside cuts.

CIRCLE NO. 10 ON FREE INFORMATION CARD



## New Literature

### SYLVANIA SEMICONDUCTOR GUIDE

GTE Sylvania has announced availability of the 1978 ECG Semiconductor Master Replacement Guide. This catalog (\$2.95) lists over 137,000 industry part numbers cross-referenced to the Sylvania ECG semiconductor line. A wide assortment of domestic and imported replacement solid-state devices is presented for entertainment, commercial, and industrial/MRO applications. Also included in this publication are outline drawings, circuit diagrams and technical descriptions of transistors, diodes, rectifiers, SCR's, Triac's, and others. Address: GTE Marketing Services Center, 70 Empire Dr., West Seneca, NY 14224.

### H-P CALCULATOR BROCHURE

A new, six-page brochure from the Hewlett-Packard Company describes the HP-19C and the HP-29C keystroke programmable advanced scientific calculators that feature 98 fully merged program steps, continuous memory, full editing and storage functions and 30 data registers. The HP-19C has a built-in thermal printer. Included in the brochure are sections describing the advanced programming features of the two calculators—including branching, subroutines, indirect control functions, and editing—a summary of keyboard features, and physical specifications. Address: Hewlett-Packard Company, 1507 Page Mill Rd., Palo Alto, CA 94304.

### EXACT INSTRUMENT CATALOG

Exact Electronics, Inc., has released a 66-page catalog containing specifications for each frequency synthesizer and function/waveform generator in its product line. A comparison chart simplifies instrument selection. Address: Exact Electronics Inc., Box 160, Hillsboro, OR 97123.

### B&F SURPLUS ELECTRONICS CATALOG


The 32-page "Clean-Sweep-Sale" catalog available from B&F Enterprises features speaker kits, surplus I/O terminals, a 16-watt stereo amplifier kit, regulated 10-30V 5A power supply kit, plus surplus bargains for the hobbyist and engineer. Photos and diagrams are also included. Address: B&F Enterprises, 119 Foster St., Peabody, MA 01960.

POPULAR ELECTRONICS



# READY for BUSINESS

We've got it all together—the cost effectiveness and reliability of our 6800 computer system with a high capacity 1.2 megabyte floppy disk system. . . PLUS—an outstanding new DOS and file management system.



## 1 MEGABYTE DISK SYSTEM

DMAF1 introduces a new level of capability to small computer systems. This disk system features two standard size floppy disk drives using the new double sided disk and two heads per drive. Usable storage space of over 600 kilobytes per drive, giving a total of over 1.0 megabyte of storage on line at all times. Ideal for small business applications, or for personal "super" systems.

type controller and double sided disks give the system speed of data transfer unobtainable with smaller drives.

## OPERATING SYSTEM

To compliment this outstanding hardware we are supplying equally superior software. The disk operating system and file management system is called FLEX. It is one of the most flexible and complete DOS's available for small systems, but just as important; it is easy to use. No one can match the variety of compatible peripherals offered by Southwest Technical Products for the SS-50 bus and the 6800 computer system. Now more than ever there is no reason to settle for less.

## DMA CONTROLLER

The controller occupies one main memory slot in an SS-50 bus and uses the Motorola MC-6844 DMA controller. The combination of a DMA

DMAF1 Disk System (assembled) . . . . .	\$2,095.00
DMAF1 Disk System (kit). . . . .	\$2,000.00
68/2 Computer with 40K of memory (assembled) . . . . .	\$1,195.00



SOUTHWEST TECHNICAL PRODUCTS CORPORATION  
219 W. RHAPSODY  
SAN ANTONIO, TEXAS 78216



# Stereo Scene

By Ralph Hodges

## FOR THE RECORD—II

EVERY couple of years the engineering department at Shure Brothers mounts a day-long technical seminar for interested members of the audio press. Invariably these seminars are *events*, not only because they generally herald the unveiling of an important new product, but especially because they bring to light research conducted by the company over the intervening period.

A word about the nature of this research is in order before we go any further. There now exists a considerable body of literature on the subject of record playing, attempting to deal with such matters as tracing distortion, record and stylus wear, mass-compliance considerations in negotiating modulations scribed on a vinyl surface, etc. As a result, the mechanics of record playing have become well enough understood to make it obvious that they are not very well understood at all. Probably what is most lacking is the solid underpinnings of empirical data to support the theoretical conclusions that have been offered. Records differ, one from another, in a surprising number of crucial ways; so do phono cartridges, given the inevitable vagaries of assembling a tiny and complex electromechanical device that can be sold at an affordable price. This raises the problem of accumulating enough experimental evidence to be statistically significant—a problem that Shure has been attacking for some years. The company does not claim to be even close to the ultimate answers, but what it has discovered from playing a great number of records a great number of times with a variety of pickups adds up to a unique body of data.

At the latest seminar, Shure engineers told a somewhat bemused audience of audio writers that: (1) electrostatic charges on record surfaces can have pernicious effects on record-player performance, not the least of them being alterations of tracking force of up to 3/8 gram; (2) that mechanical damping, properly applied, is of benefit when play-

ing the (warped) records available in the real world; that cartridge vertical tracking angle is still a matter of serious concern, although the effects of minor errors (a degree or so) continue to defy objective and subjective analysis; (4) that time-domain distortions such as warp wow are gaining further recognition as major faults in record-player performance; and (5) that record and stylus wear, subjects of profound mysteriousness, can be tied down to a few more generalizations.

**Getting Static.** Shure finds that your typical phonograph record can accumulate a static charge (negative) of up to 30,000 volts. Above that point the breakdown potential of the surrounding air is reached and static charges are carried off. Surprisingly, the actual business of playing the record does not seem to contribute significantly to the charge. Removing the record from its protective sleeve appears to be the major culprit.

Because vinyl is an effective insulator, these static charges tend to be local, cropping up in distinct patches where (presumably) the record surface has been in intimate sliding contact with the interior of the sleeve. Therefore, although the record will exhibit a measurable and fairly constant "macrofield" from some distance away, the pickup will pass through a series of "microfields" as it negotiates each revolution of the record. The magnetic attraction these fields exert will pull the cartridge to the record, compressing the stylus assembly and giving rise to—of all things—a warp-wow effect. Shure's Roger Anderson demonstrated this by first playing a discharged record with steady test tones (fine) and then after scrubbing a small section of the record with a popular record-cleaning appliance (not so fine). A distinct warble in pitch was heard with every rotation.

The conclusion to be drawn is that the patchy occurrences of static charge on the record can have enough influence on the tonearm/cartridge combination to

significantly alter (or wobble) the tracking force. Evidently the effect is quite significant when the tracking force is as low as 1 gram. In fact, Shure's measurements of the variations are in large part based on differences in tracking ability of the cartridge when the static charge (and hence the mutual attraction of disc and pickup) is increased.

No indictment of record-cleaning devices was intended by this demonstration. In fact, Shure generally approves of them. However, discharging or neutralizing the record before it is played is obviously advisable. Its close proximity to the turntable platter (if metallic) will obviously help somewhat, as will the use of anti-static "pistols" available from a number of manufacturers. But a better way is probably afforded by the disc-tracking record cleaners with conductive (and grounded) bristles.

**Getting Damped.** The application of mechanical damping to the typical record-playing system is likely to be beneficial, Shure has decided, as long as the damping is applied at the proper place and in the proper amount. The proper place is said to be as near the stylus as possible, and the proper amount will of course depend on the characteristics of the cartridge and the effective mass of the tonearm structure, assuming negligible bearing friction. The effects of properly applied damping (with the Shure/SME 3009 tonearm) can be seen in Fig. 1. The damping mechanism being used is an integral part of a new Shure cartridge model (of which more a bit later), and its contribution is said to be a hefty reduction of output at the infrasonic tonearm/cartridge resonance.

What does this reduction mean in a practical sense? There are several interdependent ways of looking at it. According to Shure spokesmen: (1) There is much less infrasonic energy reaching the amplifier and loudspeakers, which

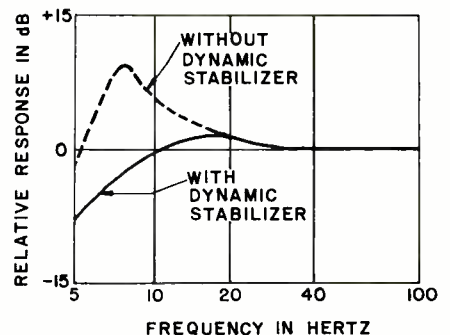


Fig. 1. Curve show effects of use of dynamic stabilizer, as measured by Shure.



**“The Sansui AU-717 is a superb amplifier. We like it with no ifs, ands, or buts.”** (Julian Hirsch)  
**It offers “as much circuitry sophistication and control flexibility as any two-piece amplifying system.”**

(Len Feldman)



**Everyone says great things about the new Sansui AU-717, but the experts say it best.**

The Sansui AU-717 DC integrated amplifier is “Sansui’s finest .... It incorporates a fully direct-coupled power amplifier section whose frequency response varies less than +0, -3dB from 0Hz (D.C.) to 200 kHz. The amplifier’s power rating is 85 watts per channel (min, RMS) from 20 to 20,000Hz into 8-ohm loads, with less than 0.025 per cent total harmonic distortion ..... If any amplifier is free of Transient Intermodulation Distortion (TIM) or any other slew-rate induced distortion, it is this one .... The slew rate ... was the fastest we have measured on any amplifier, an impressive 60 V/usec.

“The preamplifier section of the AU-717 .... has very impressive specifications for frequency response, equalization accuracy, and noise levels ... The AU-717 has dual power supplies, including separate power transformers, for its two channels ...



Julian D. Hirsch, Contributing Editor Stereo Review

[and] exceptionally comprehensive tape-recording and monitoring facilities .... Good human engineering .... separates this unit from some otherwise fine products....

“The Sansui AU-717 is a superb amplifier. We like it with

no ifs, ands, or buts.” [Reprinted in part from Julian Hirsch’s test report in **Stereo Review**, February, 1978.]

“One clear advantage of DC design is apparent. Even at the low 20Hz extreme, the amplifier delivers a full 92 watts — the same value obtained for midfrequency



Leonard Feldman, Contributing Editor Radio-Electronics

power — compared with its 85 watt rating into 8 ohms....

“The equalization characteristic of the preamplifier was one of the most precise we have ever measured, with the deviation from

the standard RIAA playback curve never exceeding more than 0.1dB.....

“Sansui claims that this unit has reduced transient intermodulation distortion — a direct result of the DC design, and, indeed, the model AU-717 delivered sound as transparent and clean as any we have heard from an integrated amplifier....

“... worth serious consideration — even by those who prefer separate amplifiers and preamplifiers.” [Reprinted in part from Len Feldman’s test report in **Radio-Electronics**, January, 1978.]

Listen to the superb sound of the Sansui AU-717 at your Sansui dealer today. And be sure to ask him for a demonstration of the matching TU-717 super-tuner.

**SANSUI ELECTRONICS CORP.**

Woodside, New York 11377 • Gardena, California 90247 • SANSUI ELECTRIC CO., LTD., Tokyo, Japan  
 SANSUI AUDIO EUROPE S.A., Antwerp, Belgium • In Canada: Electronic Distributors

CIRCLE NO. 49 ON FREE INFORMATION CARD



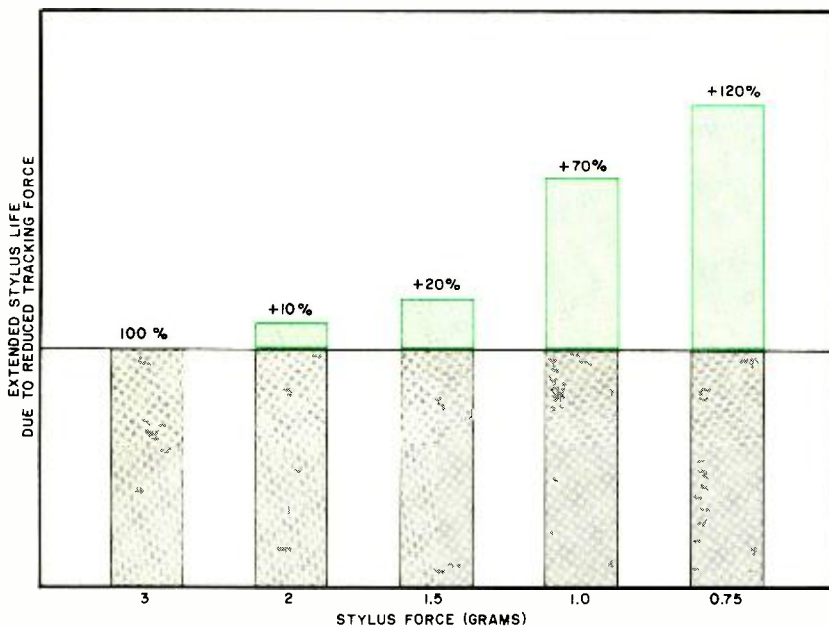


Fig. 2. Shure's studies suggest that stylus forces of 1.5 grams are best for reduced stylus wear.

means much less effort on their part in attempting to reproduce something that is musically inconsequential. (2) There is, by inference, much less stylus motion at these infrasonic frequencies, which means that the musical information on the record won't be frequency-modulated by warps and ripples in the record surface to as great a degree as heretofore. (3) There is an improvement in tracking ability at infrasonic frequencies. According to Shure, tracking ability is directly related to stylus force, and is therefore a commodity that can be used up cumulatively (just as your telephone bill reduces the resources you have to pay your gas and electric bill). Thus an improvement in tracking ability at infrasonic frequencies (present on most records, which are inevitably far from perfectly flat) means more tracking ability left over for the musical information on the disc.

**Getting Worn.** The perennial questions of consumers as to how long their styli or their records can be expected to last remain unanswered. However, there are some general conclusions that can be drawn at this time. (1) According to Shure, stylus wear is closely related to tracking force, no matter what the configuration of the stylus (conical, elliptical, Shibata, etc.). The bar graph in Fig. 2 illustrates this, and shows why Shure recommends a maximum of 1.5 grams on tracking force. (2) Playing the same record over and over for a given number of hours is likely to result in more stylus

wear than playing different records for a comparable length of time. The reason for this seems to be a build-up of abrasive agents in the record groove—in particular, diamond dust from the stylus which has become embedded in the groove during previous plays. (3) A certain amount of wear is inevitable on present-day records when played with present-day cartridges. Even after the first play, sophisticated instruments can detect a shallow trough gouged by the stylus upon the groove walls. To a certain extent this is beneficial; the smoothing of the groove-wall surface improves the signal-to-noise ratio. But after this burnishing of the groove has taken place, any further alteration of its shape is likely to be detrimental.

An interesting sidelight: Shure's experimental results indicate that, on records with simple sine-wave test tones, the wearing process can actually reduce the level of harmonic-distortion products by as much as 66 percent.

**Getting a New Cartridge.** The new top-of-line Shure phono pickup, the V15 Type IV, is of course an attempt to cope with all the newly documented phenomena discussed above. Like its predecessors it has a flip-down stylus guard that remains as functional as ever. But the stylus guard has grown a little beard of conductive carbon-fiber bristles that draw off static charges from the record surface. It is also supported by a pair of viscous-damped pivots that make it an effective damping mechanism for the arm-

cartridge resonance. And finally, the little beard is an effective record cleaner, although that is a secondary function and no substitute for a thorough cleaning of the record before any attempt to play it. (See Hirsch-Houck's test report on the new V15, this issue.)

All in all, the conclusions drawn by Shure's research are highly provocative.

**On Another Front.** Stanton's remarkable stylus for playing record stampers (Fig. 3) has been fairly well publicized in recent months. It solves—or at least comes as close as possible to solving—a weighty problem on the mind of every record manufacturer: How can I tell whether the molding parts (the stampers) for my record are any good before going to the expense of having them clamped into a press to produce a few test pressings? Because it is a mold, the nickel stamper has ridges instead of grooves, and anything intended to play these ridges must straddle a peak instead of plumbing a depression. The illustration explains much better than words could how the Stanton special-application stylus accomplishes its task, but there's another side to the story as well.

According to Stanton, the stamper-playing stylus has turned out to be a remarkably good tip for the reproduction of 78-rpm records. No explanation has yet been given for this, other than the fact that the stylus's outer dimensions are appropriate for the wider grooves on 78-rpm records (as are, indeed, the dimensions of tips sold especially for 78-rpm reproduction). Pending a thorough examination of exactly what is going on, Stanton may decide to offer the stylus to consumers (it fits the cartridge bodies for the 681 and 680 model series). A consumer price schedule has not yet been created, however. ◇

Fig. 3. Special Stanton stylus plays ridges on metal stampers with a two-point configuration.





# Para - Power


## (Parametric Equalizers by SAE)

SAE has long been involved in the field of tone equalization. From our pioneering efforts in variable turn over tone controls to our more recent advancements in graphic equalizers, we have continually searched for and developed more flexible and responsive tone networks. From these efforts comes a new powerful tool in tone equalization — the Parametric Equalizer. Now you have the power of precise control.

Our 2800 Dual Four-Band and 1800 Dual Two-Band Parametrics offer you controls that not only cut and boost, but also vary the bandwidth and tune the center frequency of any segment of the audio range.

With this unique flexibility, any problem can be overcome precisely, and any effect created precisely.

With either of these equalizers, you have the power to correct any listening environment or overcome any listening problems that you are faced with. Whether you need a third octave notch filter, tailored bandwidth to resurrect a vocalist, or a tailored cut to bury an overbearing bass, the control flexibility of Parametric Equalizers can fill these needs and many more. And of course, as with all SAE products, they offer the highest in sonic performance and quality of construction.



only by

# SAE

Scientific Audio Electronics, Inc.

P. O. Box 60271 Terminal Annex, Los Angeles, CA 90060

CIRCLE NO. 51 ON FREE INFORMATION CARD



### HOW NECESSARY IS SELECTABLE I-F BANDWIDTH IN AN FM TUNER?

**A**BOUT four years ago, the first consumer-model FM tuner with selectable i-f bandwidths (the Yamaha CT-7000) made its appearance. In a tuner selling for some \$1200, one would expect features not found on more mundane products, and the provision for wide and narrow i-f bandwidths seemed to be perfectly reasonable for a pace-setting product. Competition being what it is, other tuners have since joined the "wide/narrow" fraternity. The Nikko Gamma I, reviewed this month, is a good example, and its \$300 price brings this feature within the reach of almost every audiophile.

If it were possible to make ideally shaped i-f filters, there would be no need to offer a choice of bandwidths. It is necessary to accept a bandwidth of at least 150 kHz (and undesirable to have it wider than 200 kHz) if a tuner is to receive undistorted programs from any station in an alternate-channel relationship to any other station (a "worst case" example).

Practical filters do not have flat tops or infinitely steep rejection slopes. At least as important as the amplitude response of a filter is its phase response. Group delay distortion can cause different sideband frequencies to pass through the filter in different time relationships, resulting in severe distortion and loss of stereo separation. Generally, it is necessary to compromise filter design to obtain satisfactory phase and amplitude characteristics.

If a tuner has a single i-f bandwidth, it thus represents a compromise between selectivity and distortion (as well as stereo channel separation, to some degree). The fact that some tuners achieve very respectable performance in all categories with a single filter system is a testimonial to the care and expertise that went into their design. However, if one wishes to obtain the best of both worlds (high selectivity and low distortion) from an FM tuner, it is necessary to have two i-f bandwidths available. Sometimes, as in the case of the Yamaha CT-7000, the two are obtained from entirely different i-f amplifiers, each designed for optimum performance. It is also possible to switch filters, using most of the i-f amplifier components in common with both modes of operation.

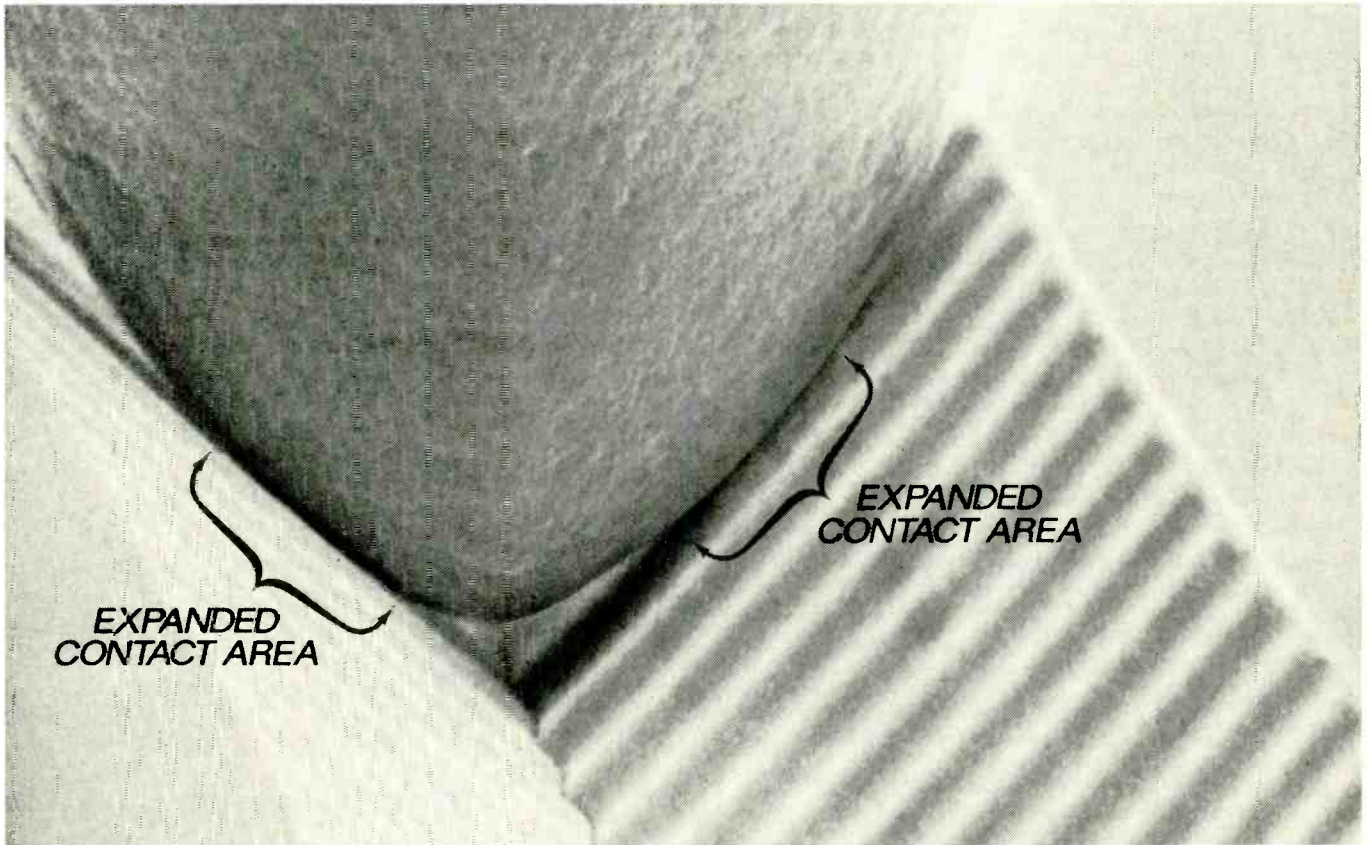
To illustrate the advantages of a dual bandwidth system, consider some typical selectivity values (alternate channel) for single bandwidth tuners. A fairly good tuner might have an IHF selectivity rating of 60 to 70 dB, combined with a stereo harmonic distortion of perhaps 0.15 to 0.2%. These are certainly very adequate performance figures for most people, especially since they are obtainable in some rather moderate-priced tuners and receivers.

Suppose, however, that one is in the unfortunate position of living near a fairly strong station that broadcasts rock music 24 hours a day, while the nearest classical is 50 miles away and only 400 kHz from the local transmitter (rock enthusiasts can feel free to interchange the programming of the two stations!). Assuming that one's tuner front end does not overload from the local signal, which is another matter entirely, it is likely that you will need all the selectivity you can get. A more expensive tuner might improve the selectivity rating to 80 or even 90 dB without serious compromise in distortion or other factors. To get more than about 90 dB selectivity (100 dB or even more is possible), a tuner with a super-narrow i-f filter is required. The distortion and channel separation of your favorite classical station may be impaired, but probably not enough to be objectionable. The alternative might possibly be not receiving the station at all!

Now suppose your second favorite station is fairly close to your location, quite strong, and transmits very-high-quality programs. Being a purist, you may not wish to settle for "only" 25 to 30 dB of channel separation, though it might be sufficient. It is possible to "eat one's cake and have it, too" with a tuner having switchable i-f bandwidths. For the "easy" listening situation, the wide bandwidth may reduce stereo distortion to well below 0.1% and increase channel separation to 45 dB or even more. The sacrifice is in selectivity, which may be as low as 20 or 25 dB. But, if the station is in the clear, that will pose no problems. I have found no trouble when listening to most stations in the spectrally crowded New York area with a tuner having that order of selectivity.




# Better stereo records are the result of better playback pick-ups



© Stanton Magnetics, Inc., 1977

Scanning Electron Beam Microscope photo of Stereohedron Stylus; 2000 times magnification. Brackets point out wider contact area.

## Enter the New Professional Calibration Standard, Stanton's 881S




Mike Reese of the famous Mastering Lab in Los Angeles says: "While maintaining the Calibration Standard, the 881S sets new levels for tracking and high frequency response. It's an audible improvement. We use the 881S exclusively for calibration and evaluation in our operation"

The recording engineer can only produce a product as good as his ability to analyze it. Such analysis is best accomplished through the use of a playback pick-up. Hence, better records are the result of better playback pick-up. Naturally, a calibrated pick-up is essential.

There is an additional dimension to Stanton's new Professional Calibration Standard cartridges. They are designed for maximum record protection. This requires a brand new tip shape, the Stereohedron<sup>®</sup>, which was developed for not only better sound characteristics but also the gentlest possible treatment of the record groove. This cartridge possesses a revolutionary new magnet made of an exotic rare earth compound which, because of its enormous power, is far smaller than ordinary magnets.

Stanton guarantees each 881S to meet the specifications within exacting limits. The most meaningful warranty possible, individual calibration test results, come packed with each unit.

Whether your usage involves recording, broadcasting or home entertainment, your choice should be the choice of the professionals... the STANTON 881S.



For further information write to Stanton Magnetics, Terminal Drive, Plainview, New York 11803

CIRCLE NO. 54 ON FREE INFORMATION CARD

I have been asked if one can determine just how much selectivity is needed in any given situation so that one can decide whether or not a more selective tuner is required, or if a wider bandwidth will suffice. Unfortunately, no firm answer can be given to that question. There are too many variables involved. About all that can be said with certainty is that, if you experience interference from alternate channel stations (400 kHz spacing) in the form of a program breaking through on to another station, you need more selectivity! Whether a specific degree of selectivity is adequate for your needs is impossible to say. Sometimes the trouble can be cured without involving the tuner. If the two stations concerned are not in the same direction from your location, a good directional antenna can sometimes be used to correct the problem. Such an antenna can reduce the level of the

stronger signal by a greater amount than it reduces the level of the weaker one; this alone can sometimes eliminate the interference.

I have this situation in my own home, where one tuner suffers badly from interference by an alternate channel station, yet others (on different antennas) are completely free of the problem. Moving the offending tuner to another part of the house, on a different antenna, corrected the problem. If I were to insist on listening at the original location to those stations, a better tuner would certainly be the answer.

So, to answer the question posed by the title, a choice of i-f bandwidths is a nicety for most people, but a necessity for others. At prices over \$1000, most of us can do without it very well. But at \$300, it becomes one of the more attractive and useful features to look for when buying a tuner.



## NIKKO GAMMA I STEREO FM TUNER

*Features wide and narrow i-f bandwidths.*



In spite of its compact dimensions, the Gamma I FM tuner from Nikko has a full comple-

ment of operating features and controls. Topping the list is the tuner's selectable

i-f bandwidth that allows the user to trade capture ratio and selectivity for greater channel separation and lower distortion. Other features included are: switchable 25/75- $\mu$ s deemphasis, FM detector output, oscilloscope outputs that provide a multipath display, and

both fixed and variable level audio signal outputs.

The tuner has a 19" (48.3-cm) wide front panel, which makes it rack-mountable, although its 2½" (6.4-cm) height does not conform with EIA standards for rack-panel heights. Depth is 9" (23 cm).

## Product Focus

The Nikko Gamma I is one of the small, but growing number of FM tuners that offer a choice of wide or narrow i-f bandwidths. This is done by using two separate i-f amplifiers between the mixer output and the limiter output. Both are driven simultaneously from the mixer, through FET stages that isolate them from each other. Their outputs are also joined, but through diodes that can be switched from conducting to nonconducting states by a dc control voltage, through the switch used for WIDE/NARROW bandwidth selection.

The common terminal of the output coupling diodes goes to an IC amplifier/limiter stage that also provides signal-

strength and channel-center tuning indications on the meters on the front panel, interstation noise muting, and some of the multipath information to the jacks in the rear of the tuner, for viewing on an external oscilloscope. According to the schematic, the comprehensive i-f IC stage also includes a quadrature detector, which apparently supplies only the tuning signal to the center-channel meter. A separate IC limiter and a ratio detector are actually used to derive the audio signal, presumably because of the lower distortion resulting from a separate optimized detector circuit.

In the selective i-f system, the narrow-band amplifier consists of four pairs of

ceramic filters, with gain supplied by three IC stages, in a conventional configuration. The wide-band amplifier consists of two IC stages and two filters. One filter is a relatively large, cased unit identified as a "phase linear filter" (there are no visible clues as to its internal construction), while the other is a ceramic filter that, judging from its size, is rather more complex than the ceramic i-f filters used in most FM tuners (and in the narrow-band amplifier of the Gamma I). The special qualities of these filters presumably lie in their combination of wide bandwidth and linear phase shift, both of which are required for low-distortion stereo FM performance.



## PERFORMANCE SPECIFICATIONS

Specification	Rated	Measured
Usable sensitivity (mono)	10.3 dBf, 1.8 $\mu$ V	14 dBf, 2.7 $\mu$ V
50-dB quieting sensitivity Mono	14 dBf, 2.7 $\mu$ V	16.5 dBf, 3.7 $\mu$ V
Stereo	34 dBf, 28 $\mu$ V	38.6 dBf, 47 $\mu$ V
S/N at 65 dBf Mono	78 dB	68.5 dB
Stereo	75 dB	67.5 dB
Hum (re: 100% modulation)	NA	-65 dB
THD at 65 dBf Mono:		
Wide	0.04%	0.057%
Narrow	0.08%	0.155%
Stereo:		
Wide	0.06%	0.044%
Narrow	0.2%	0.47%
Frequency response (30-15,000 Hz)	+0.4/ -0.8 dB	+0.9/ -0.8 dB
Capture ratio Wide	1.0 dB	1.0 dB
Narrow	1.5 dB	2.0 dB
Alternate-channel selectivity Wide	35 dB	39.8 dB
Narrow	80 dB	81 dB
Adjacent-channel selectivity Wide	NA	4.9 dB
Narrow	NA	9.9 dB
Spurious-response suppression	110 dB	NA
Image-response ratio	110 dB	greater than 106 dB
I-f response ratio	110 dB	NA
AM suppression	60 dB	70 dB
Stereo separation at 1000 Hz Wide	55 dB	46.5 dB
Narrow	45 dB	54 dB
Stereo separation (50-10,000 Hz) Wide	35 dB	31 dB
Narrow	32 dB	31 dB
Subcarrier product rejection	65 dB	98 dB
Muting threshold	10 dBf, 1.7 $\mu$ V	19.8 dBf, 5 $\mu$ V
Output level at 1000 Hz (varies)	1.3 V maximum	1.45 V maximum

It weighs 12.1 lb (5.5 kg). Its nationally advertised value is \$350.

**General Description.** As is the case with some other tuners and receivers we have seen, the Gamma I's stereo/mono selector and muting circuit activator are combined in a single control. Hence, muting can be employed only in the automatic stereo mode. (Of course, mono signals will be heard perfectly well in this mode.) For reception of weak signals where it is necessary to disable the muting, the tuner operates in the mono mode; a stereo signal would not be listenable under these conditions.

The panel dimensions of the tuner allow only a single row of controls to be used, with the dial window occupying about half of the panel width. The calibration marks on the tuning scales are linearly distributed. Actual tuning is by a very smooth flywheel mechanism that is noteworthy considering that the internal height of the tuner does not permit the use of a large-diameter flywheel.

The two meters indicate relative signal strength and center-channel tuning.

In addition to the large TUNING and OUTPUT LEVEL control knobs and a toggle-type POWER switch, there are three pushbutton switches on the front panel of the tuner. The buttons are for selecting WIDE or NARROW IF BAND, switching in and out the HI-BLEND circuit, and for selecting STEREO or MONO MODE of operation. LED's located just above each button come on when the various functions are activated. Another LED inside the dial window comes on when a stereo signal is received.

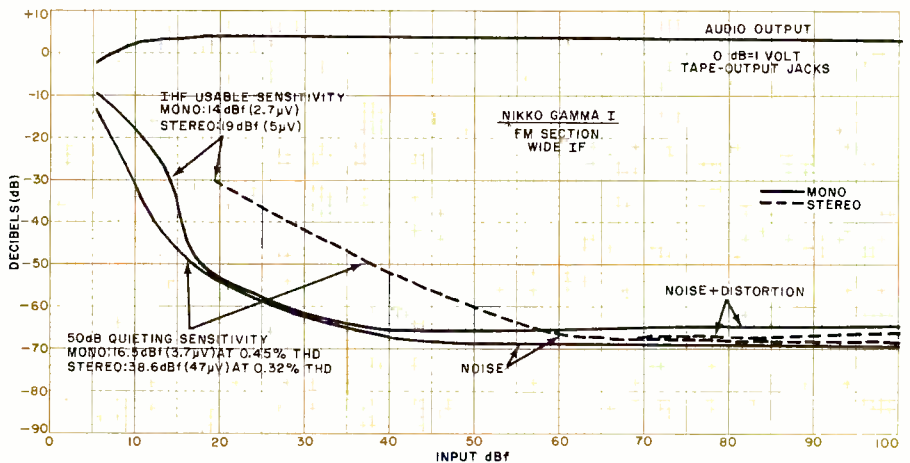
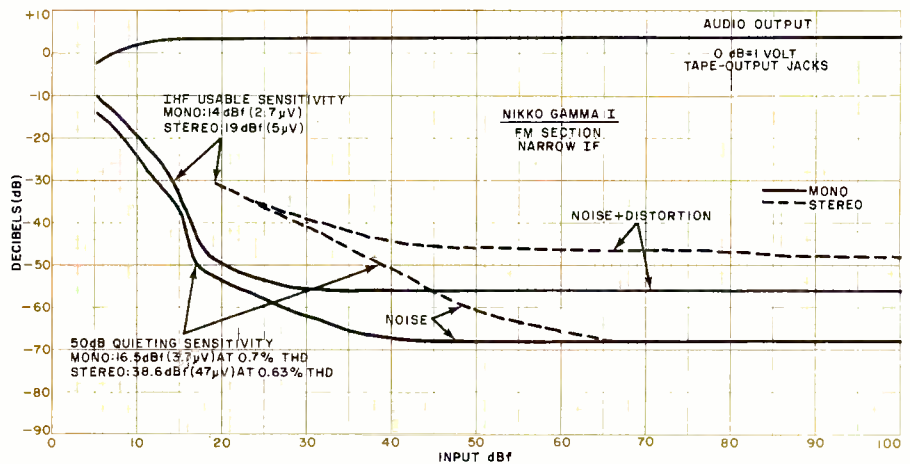
**User Comment.** The Gamma I can fairly be described as a no-frills "super tuner." We base this description on the fact that the Gamma I has exceptionally high interference rejection and sensitivity, distortion that is lower than the residual levels of the finest signal generators, flat frequency response, and stereo channel separation that is far greater than that of any broadcast station. In fact, only the S/N performance and residual hum (both of which were quite satisfactory but not exceptional) prevent the Gamma I from rivalling the performance of some tuners that cost several times this tuner's price. It should also be noted that although the measured sensitivity of our test tuner fell a couple of decibels short of its published ratings, it still had far more sensitivity than most people will ever need.

That such a high level of performance

is available for its stated price and in such a compact component is testimony to the state of modern technology and a tribute to Nikko's designers, who appear to have resisted the temptation to dilute their efforts with marginal or purely cosmetic features. Nothing that could contribute to the useful performance of the Gamma I has been omitted.

We preferred to use the tuner in its wide-band mode, which reduces the distortion to well below the rated capabilities of our Sound Technology signal generator. The Gamma I retained enough selectivity in this mode to let it be used without difficulty on the crowded FM band in the New York metropolitan area. Perhaps the most surprising test result was the 19-kHz pilot carrier rejection figure of 98 dB, which was barely within the measurement capabilities of our Hewlett-Packard spectrum analyzer. In spite of this, the tuner's frequency response was almost perfectly flat to 15,000 Hz. This indicates that it has unusually effective low-pass filters in its audio circuits or some form of pilot-carrier cancelling circuitry. (No schematic was furnished with the tuner.) In either case, there should be no problems when it is used with a tape recorder or a Dolby noise-reduction accessory.

The "feel" of the tuning mechanism and general handling ease of the Gamma I were excellent. The muting action was ideal, with no transient noises and a complete silence until the pointer was well into the center of the scale of the tuning meter. Although it was marked only at 0.5-MHz intervals, the dial cali-



Noise and sensitivity curves for narrow (top) and wide i-f bandwidths.

bration was very accurate and left no doubt as to what station was being received. In short, the Gamma I proved to be one of the most functional and listen-

able tuners we have used, in spite of, or perhaps because of, a near-total lack of gimmickry and cosmetic devices.

CIRCLE NO 101 ON FREE INFORMATION CARD

## FISHER MODEL CR-4025 CASSETTE DECK

Wireless control unit has "Pause" for remote on-off recording purposes.



The Fisher Model CR-4025 cassette deck features a wireless remote control PAUSE

function that permits recording and playing back of tapes to be interrupted and resumed from a location some distance from the deck. The front-loading deck also has a single governor-controlled dc motor and two tape heads. It has built-in Dolby B noise-reduction circuitry, tape bias and equalization switching for normal (ferric-oxide) and chromium-dioxide (CrO<sub>2</sub>) tapes, and selectable line and microphone inputs.

The deck measures 15 1/8"W × 11 7/8"D × 6"H (38.4 × 30.2 × 15.2 cm) and

weighs 13 lb 10 oz (6.2 kg). Its nationally advertised value is \$249.95

**General Description.** The recording levels for the two channels are independently adjustable. However, the line and microphone inputs cannot be mixed. Playback level from the deck is fixed.

Illuminated VU meters permit monitoring of both the record and the playback levels over a range of -20 to +5 dB. (The standard Dolby reference mark is at the +3-dB point on the meter scales.) The microphone input and stereo headphone output jacks are located on the front panel of the deck. On the rear apron are the phono-jack LINE inputs and outputs and a control shaft for ad-

justing the sensitivity of the remote-control system.

The transport controls are operated by mechanical levers located below the hinged door into which the cassette is placed. The levers can be operated in any sequence without having to go through STOP. The transport mechanism has an automatic shutoff and mechanical disengagement system at the end of the tape in the PLAY mode, but it does not operate in the fast-forward and rewind modes.

The STOP/EJECT lever stops tape motion when first operated. Releasing and operating it again causes the cassette door to pop open for easy removal of the tape from the deck.





The remote-control transmitter, which is about the size of a 100-mm cigarette package, contains an ultrasonic generator and transducer. A receiving module is located behind the front panel of the deck. When the transmitter is aimed at the deck and a button on its side is pressed, a solenoid in the deck energizes the PAUSE lever and a red LED near the receiver's input grille comes on to indicate that the transport is in the pause mode. A second operation of the transmitter's button releases the solenoid and restores normal operation.

**Laboratory Measurements.** Since the owner's manual makes no specific recommendations for tapes for which the deck has been matched, we initially ran a series of record/playback curves with tapes we had on hand. With the NORMAL setting of the BIAS switch, there was little difference between the curves we obtained with most tapes, including Scotch Dynarange and Master I, Memorex MRX2, BASF Professional I, and Maxell UD-XL I. The somewhat "hotter" TDK AD tape yielded a slightly rising high-end response, which other tapes did not produce. The flattest response, by a small margin, was obtained with Maxell UD-XL I tape, which we used for our subsequent tests with the NORMAL switch setting.

We made similar measurements with Scotch Master II, Maxell UD-XL II, TDK SA, Sony CrO<sub>2</sub> and BASF Professional II tapes for the CrO<sub>2</sub> setting of the bias switch. (Sony CrO<sub>2</sub> and BASF Professional II were the only true chromium-dioxide tapes in the group.) The three

"chrome equivalent" ferric-oxide and the Sony chrome tapes gave nearly identical response curves, but BASF Professional II was clearly the best of the group with our test deck. (Its excellent compatibility was later confirmed by Fisher.)

The frequency response at a -20-dB recording level, with Maxell UD-XL I tape, was within  $\pm 1.5$  dB from 60 to 14,500 Hz. With the chrome BASF Professional II, the response was nearly the same, except that it was noticeably flatter throughout most of the high-frequency range. At 0 dB, the saturation we observed with the UD-XL I tape was typical of most two-head tape recorders. The response curve gradually fell beyond 6000 Hz and intersected the -20-dB curve at 11,700 Hz. As expected, the chrome tape was considerably better in its high-frequency saturation properties, so that the 0-dB curve dropped off more gradually and never intersected the -20 dB curve.

The "tracking" of the Dolby circuits was measured at recording levels of -20, -30, and -40 dB. The net change in frequency response, with the Dolby system in and out of the circuit, was quite noticeable at the two higher levels, amounting to 3 or 4 dB at most frequencies from 2000 or 3000 Hz up to about 13,000 Hz. (The Dolby Laboratories specifications allow a  $\pm 2$  dB variation.)

The playback equalization was measured with a TDK AC-337 test tape for NORMAL (120- $\mu$ s) equalization, and with the Teac 116SP tape for CrO<sub>2</sub> (70- $\mu$ s) equalization. The normal response was within  $\pm 0.6$  dB from 40 to 12,500 Hz, and the CrO<sub>2</sub> response was within  $\pm 1$

dB from 40 to 10,000 Hz. (These were the frequency limits of the test tapes.)

For a 0-dB recording level, a LINE input of 67 mV or a MIC input of 0.13 mV was required. The MIC input overloaded at a fairly low level of 23.5 mV. The playback level from a 0-dB recording was 0.80 volt with Maxell UD-XL I tape and 0.71 volt with BASF Professional II tape. The playback distortion (third harmonic) from 1000-Hz recordings at 0 dB were 0.63% and 1.8%, respectively, with these tapes. The reference distortion level of 3% was reached at recording inputs of +7 dB with UD-XL I and +3 dB with the BASF tapes. The S/N, relative to these levels, was 56.5 and 50.5 dB, respectively, in an unweighted measurement. With "A" weighting, they improved to 61.5 and 59.5 dB. Finally, us-

## Product Focus

*The most obviously novel feature of the Fisher Model CR-4025 cassette deck is its wireless remote-control PAUSE system. The hand-held transmitter is powered by a pair of AA cells and generates a 40-kHz ultrasonic signal when a button on its side is pressed. This is picked up by a small ceramic microphone element behind a grille on the front panel of the cassette deck and amplified by an IC. A gain control (sensitivity adjustment) follows the IC, and from it, the signal goes to a transistor stage that has a 40-kHz tuned circuit in its collector circuit. After further amplification, the ultrasonic signal is rectified. The dc output from the rectifier is amplified to the point where it can activate a solenoid that moves the PAUSE lever to its ON position. The PAUSE lever latches into place until the next application of a control signal operates the solenoid again and turns it off. The solenoid is operated from a separate power supply rectifier. (Judging from its size, it may well consume more power than the rest of the recorder.)*

*The basic recorder circuits are conventional and unusually simple. Each channel employs a single IC, three transistors, and a moderate number of discrete components for most of its recording and playback gain and equalization functions. In addition, there is an IC for the Dolby noise-reduction system in each channel and a few discrete components for the audio LINE outputs and metering circuits. (The meter rectifiers are driven from the headphone outputs.) The bias/erase oscillator is packaged as a separate module in a sealed metal can.*



## We build a speaker that sounds like music

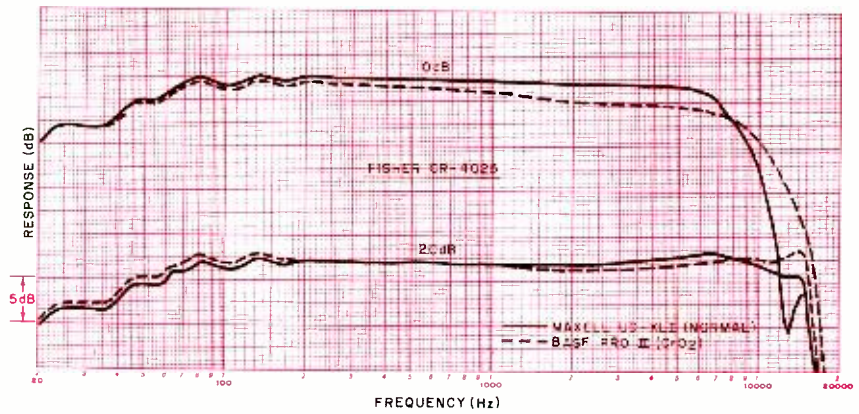
It can accurately reproduce the 120+ dB peaks that are found in some live music. That's more than just being able to play music loud. It can accurately reproduce the music bandwidth – from below 25Hz to 20kHz. And the Interface:D's vented midrange speaker reproduces midrange sounds with the clarity and purity that allows precise localization of sound sources – both lateral and front-to-back.

The Interface:D is the only commercially available speaker we know of that can meet these criteria. Audition them at your Interface dealer.



**Electro-Voice**<sup>®</sup>  
a **guthrie** company  
600 Cecil Street  
Buchanan, Michigan 49107

# Interface:D™



Frequency response for two types of tape at 0 and -20 dB.

ing the Dolby system and CCIR/ARM weighting, the S/N was a very respectable 66 dB with either tape. The noise level increased by 18 dB through the MIC inputs at maximum gain, but the increase was correspondingly less at reduced gain.

The weighted rms wow/flutter was 0.095%, and a weighted peak measurement (DIN) gave a  $\pm 0.15\%$  reading. The speed of the tape transport was about 1% fast. In fast forward and rewind, a C60 cassette was moved from end to end in 82 and 85 seconds, respectively. The channel separation at 1000 Hz, measured with a TDK AC-352 tape, was 58 dB. The Dolby level calibrations on

the meter were accurate to within 0.5 dB. The meters themselves proved to be very accurate and matched standard VU-meter ballistics exactly. They indicated 100% of steady-state on 0.3-second tone bursts. The headphone volume was low with 200-ohm phones, although it might have been adequate with 8-ohm phones.

**User Comment.** The deck met or surpassed its specified performance ratings, which were typical of cassette decks in its price class. The major concessions to price in its design appear to be in the absence of such niceties as an end-of-play shut-off from high speed

### PERFORMANCE SPECIFICATIONS

Specification	Rated	Measured
Wow & flutter	0.09% W rms	0.095% W rms
S/N ratio	50 dB 56 dB with Dolby	50.5 dB (CrO <sub>2</sub> ) 66 dB with Dolby (CCIR/ARM weighting)
Erase ratio	70 dB	Not measured
Channel separation	35 dB	58 dB
Crosstalk	68 dB	Not measured
Frequency response	$\pm 3$ dB, 40-14,000 Hz (CrO <sub>2</sub> tape)	$\pm 3$ dB, 38-14,800 Hz (CrO <sub>2</sub> )
THD at 0 VU	1.8%	1.8% (CrO <sub>2</sub> )
Tape speed variation	$\pm 1.2\%$	+1.0%
Rewind/FF time	100 seconds	85/82 seconds (C60)
Mic inputs	0.2 mV/600 ohms	0.13 mV



operation, memory rewind, mixing of recording inputs, and playback level adjustment. To compensate for these omissions, it has the remote PAUSE feature, which we found to be quite useful. It always worked well, with enough sensitivity to operate from anywhere in the room. As Fisher suggests, the remote


PAUSE is especially convenient for recording off the air or from records, allowing a certain degree of "editing" while recording without requiring the operator to be in two places at the same time.

Playing good recorded tapes, such as the Advent CR/70 series, the deck sounded first rate. Also, when we re-

corded interstation FM tuner hiss and compared the playback to the original, there was very little discernible difference between the two. When recording from FM broadcasts and records, the sound from the Model CR-4025 gave no hint that the playback was not from the original source.

## SHURE MODEL V15 TYPE IV STEREO PHONO CARTRIDGE

*Record-cleaning brush damps low-frequency tonearm/cartridge resonance.*



Heading the top of Shure's phono cartridge line is the new Model V15 Type IV.

Aside from a damper and static neutralizer (see Product Focus), the basic phono transducer functions of the Type IV have been refined to a new high in performance. The stylus effective mass has been reduced from the Type III's 0.33 mg to 0.29 mg. The cartridge employs a new "hyperelliptical" stylus that is claimed to result in lower tracking distortion at high frequencies. The Type IV also offers a slightly greater output than its predecessor, the Type III. In a departure from Shure's practice for its top-of-the-line cartridges over the past few years, the Type IV is designed to deliver its flattest frequency response when loaded with 200 to 300 pF of capacitance and 47,000 ohms (in contrast, the Type III was designed to operate into a 400-to-500-pF load).

Supplied with a No. VN45HE hyperelliptical stylus, the Model V15 Type IV's nationally advertised value is \$150.

**General Description.** While the Type IV physically resembles the Type III cartridge, the new cartridge's mounting holes have been redesigned to simplify installation in a tonearm headshell. It incorporates a threaded nut plate that fits into the body of the cartridge and eliminates the need for separate nuts to mount the cartridge.

Like the Type III, the Type IV is designed to track at forces in the range of

0.75 to 1.25 grams. However, to compensate for the weight of the brush assembly on the cartridge's stylus guard, the tonearm's tracking force must be set 0.5 gram higher so that the force registered at the stylus itself is in the range of 1.25 to 1.75 grams.

Shure was able to effect reduced mass in the stylus cantilever by using a smaller diameter alloy tube. The tube was strengthened with the aid of a stiffening rod at the pivot end. The damping material at the pivot end of the cantilever is decoupled in a graduated manner to improve trackability at high frequencies.

The frequency response of the new cartridge is rated at  $\pm 1$  dB up to 8000 Hz and  $\pm 2$  dB up to 20,000 Hz. The trackability at a 1-gram stylus force has been increased at all frequencies, especially between 5000 and 10,000 Hz and in the warp range between 8 and 15 Hz.

**Laboratory Measurements.** We installed the cartridge in the tonearm of a Dual Model 701 record player to perform

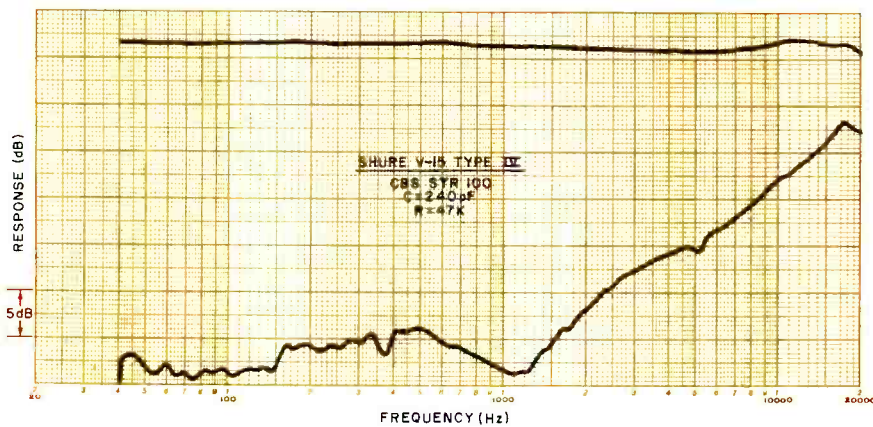
our lab tests. Except where noted otherwise, our tests were performed at a 1-gram tracking force.

At a 1-gram force, the cartridge easily tracked our most severe test records. It could play the 300-Hz tones on the German Hi Fi Institute record to their 70-micron level, which is good hi-fi cartridge performance, at 0.75 gram and to 80 microns at 1 gram. The record's maximum level of 100 microns was playable without distortion at the cartridge's maximum rated tracking force of 1.25 grams. The output of the cartridge at 3.54 cm/s was 3.85 mV, with a channel balance of 0.5 dB (rated 4 mV and 3 dB).

The IM distortion measured with Shure's TTR102 test record was as low as we have ever measured. It was typically about 1% and reached a maximum of only 2% at the record's maximum velocity of 27 cm/s. Similarly, the high-frequency tracking test with the shaped 10,800-Hz tone bursts on the Shure TTR-103 record revealed nearly constant repetition rate distortion between 0.7% and 0.9% over the full 15-to-30-cm/s range of the record. The fact that neither distortion measurement exhibits appreciable variation over a wide range

### PERFORMANCE SPECIFICATIONS

Specification	Rated	Measured
Frequency response	10-25,000 Hz ( $\pm 1$ dB to 8 kHz, $\pm 2$ dB to 20 kHz)	40-20,000 Hz $\pm 0.8$ dB
Output voltage	4.0 mV at 1000 Hz, 5 cm/s	3.85 mV at 1000 Hz, 3.54 cm/s
Channel balance	2 dB	0.5 dB
Channel separation	25 dB at 1000 Hz 15 dB at 10,000 Hz	30 dB at 1000 Hz 18 dB at 10,000 Hz
Tracking force	0.75 to 1.25 g at stylus tip 1.25 to 1.75 g with Dynamic Stabilizer	— —
Load	47 kilohms paralleled with 200 to 300 pF	47 kilohms paralleled with 240 pF



Composite response and crosstalk using CBS STR100 test record.

of recorded velocities suggests that the measurement is the residual distortion in the records and the associated test instruments, rather than inherent distortion from the cartridge itself.

Our frequency response measurements with the CBS STR100 test record confirmed Shure's rating. The response was flat to within  $\pm 0.8$  dB from 40 to 20,000 Hz. Channel separation is rated at a minimum of 25 dB at 1000 Hz and 15 dB at 10,000 Hz. Our measured figures were 30 and 18 dB, respectively. The frequency response was not materially affected by rather large changes in load capacitance (150 to 375 pF).

The damper worked with impressive effectiveness. It completely eliminated the usual rise at bass resonance and, in fact, produced a slight rolloff in bass response below about 20 Hz. The difference in bass output with the damper latched up and in its normal position was about 7 dB at 9 Hz and 1 dB at 20 Hz. No measurements were made of the destaticizing properties of the brush, aside from visual observations. The brush did remove visible amounts of dust from the records we played.

**User Comment.** The sound of the Model V15 Type IV is much like that of the Model V15 Type III, which also has a very flat frequency response. We doubt that the two cartridges could be distinguished by ear when playing most records. The best way to demonstrate the improved performance of the Type IV is to play records that tax the abilities of the Type III, but be prepared to find very few such records.

One test that highlights the difference between the cartridges is on the older Shure TTR110 "Audio Obstacle Course—Era III" test record. Some strain and incipient mistracking can be heard on the highest levels of the sibi-

lance test with the Type III (and almost every other cartridge). At 1 gram, the Type IV was able to handle every part of this record with a complete lack of strain that is rarely encountered even with the finest cartridges. We also tried the completely different material on the new "Era IV" test record but obtained no definitive results. Those obtained with the "Era IV" record were not as easy to interpret as with the "Era III" record, perhaps because the cartridge was able to track it so completely without trouble.

The Type IV appears to be a cartridge that has the "most" of every desirable quality and the "least" of every undesirable quality. It is unsurpassed in the smoothness and flatness of its frequency response, low distortion, high trackability, and neutral sound character. It appears to effectively remove static charges and dust (both from the surface and the grooves) of records.

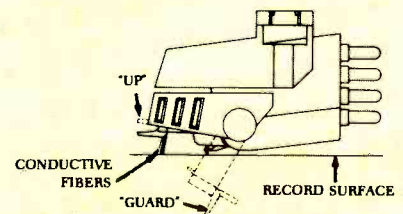
The cartridge's damping effect at bass resonance is accomplished in a manner that surpasses every other cartridge known to us. Aside from any audible benefits the damper might bestow on record playing, it makes a dramatic improvement in the tracking of warped records. We verified this with a number of warped records that were literally unplayable with other cartridges. Almost all of them were playable with the Type IV, which acted like it was glued to the surfaces of the records. We noted very little tendency for the cartridge to lift from the record surface at the crest of a warp.

About the only shortcoming of the Type IV is its rather high price, although this is certainly not the only phono cartridge in the \$150 price range. Most important, with the Type IV, one gets very tangible improvements in performance instead of a cosmetic updating or unnecessary fancy packaging.

Most of the innovative aspects of the Shure Model V15 Type IV phono cartridge are not visible to the eye. Some are not even easy to measure with instruments. However, the cartridge's feature that sets it apart from other cartridges is its hinged stylus guard that is part of its removable stylus assembly.

Close examination reveals that a small brush is built into the lower portion of the stylus guard. It measures about  $\frac{1}{4}$ " (6.4-mm) wide and is designed to ride on the surface of the record just ahead of the stylus. There is nothing new about record brushes, even when they are attached to a cartridge, but the brush on the Type IV is rather unique. It consists of some 10,000 tiny graphite fibers, each of which is about 0.3 mil in diameter. In addition to removing dust from the record during play, about 10 of the fibers can fill a record groove to reach in and remove dust from the walls and bottom of the groove.

A more effective record-cleaning brush cannot by itself qualify as a novel cartridge feature. The difference with the brush on the Type IV cartridge is that the graphite fibers are electrically conductive. This plus the fact that the stylus guard is made of metal and is wired through to a ground terminal of the cartridge's signal outputs is what makes the brush unique. As a record is played, electrostatic charges that build up on its surface are drained off to ground. This keeps the net charge relatively low.



There are several advantages to neutralizing the static charge on a record being played. First, the vertical tracking force of the cartridge is not increased by electrostatic attraction, which can otherwise add several tenths of a gram to the net force. Second, the tendency of the vinyl record material to attract dust is greatly reduced. And, third, the crackling and popping sounds generated by electrostatic discharges while playing a record are eliminated or reduced.

The final contribution of the guard assembly is perhaps most important. The pivots of the guard are viscous damped so that the entire assembly acts as a damper for the low-frequency tonearm/cartridge resonance. The rise in the output of the cartridge at some low bass frequency, usually in the range of 8 to 10 Hz, is eliminated by the damping action and the tracking of warped records is greatly improved.



# Before you buy a DC integrated amp, find out how much DC you're getting.



Pure DC. From input to output. With each amplifier-stage direct coupled (DC). With no capacitors in between. From the pre-amp to the power amp. That's what makes Technics SU-8080 a true DC integrated amp. But that's just one of the reasons for buying it.

Waveform fidelity is another. With the major source of phase shift, noise and distortion eliminated, Technics engineers were able to increase the frequency response of the SU-8080 to DC~100 kHz  $-1$  dB. And that means the SU-8080 can accurately reproduce waveforms, toneburst signals and square waves. Imagine how accurately it reproduces music.

To the SU-8080's DC pre-amp our engineers added an extremely quiet phono equalizer complete with Technics-developed ultra-low-noise transistors. The result: An increased phono S/N ratio of 100 dB at 10 mV with sharply reduced circuit and transistor noise, especially when compared to conventional designs. They also added some rather unconventional controls. Like a subsonic filter in the phono equalizer and a four-step phono impedance selector.

And to match our DC integrated amp, there's our equally impressive matching ST-8080 tuner.

Two RF stages with low-noise 4-pole dual-gate junction FETs combined with a linear FM variable tuning capacitor boost sensitivity while greatly reducing interference signal levels. At the same time, Technics-developed flat group delay filters in the IF (Intermodulation Frequency) stage increase selectivity without increasing distortion.

There's also a Phase Locked Loop IC in the MPX circuit as well as a pilot signal canceler for razor-sharp cancellation of the 19 kHz pilot signal and ruler-flat high-end response: 20 Hz to 18 kHz (+0.2 dB,  $-0.8$  dB).

Now that you know what DC does for the SU-8080 integrated amp and the matching ST-8080 tuner, find out what DC does for their specs.

**SU-8080 Amp. POWER OUTPUT:** 72 watts per channel min. RMS into 8 ohms from 20 Hz to 20 kHz with no more than 0.02% total harmonic distortion.

**POWER SECTION S.N. (IHF A):** 115 dB. **PHONO S.N. (IHF A):** 100 dB (10 mV). **NPU<sup>†</sup> SENSITIVITY:** 1 V/47k $\Omega$

**ST-8080 Tuner. 50 dB QUIETING SENSITIVITY:** Mono 13.6 dB. Stereo 34.3 dB. **SELECTIVITY:** 85 dB. **THD:** Mono 0.15%. Stereo 0.3%. **CAPTURE RATIO:** 1.0 dB.

Technics 8080 Series. A rare combination of audio technology. A new standard of audio excellence.

**Technics** Professional Series  
by Panasonic

CIRCLE NO. 57 ON FREE INFORMATION CARD

# FREQ OUT. FOR LESS.



100 Hz to 50 MHz.  
**\$89.95\***

Introducing CSC's new Mini-Max. It brings down the cost of counting up the frequency for CB-ers, hams, computer enthusiasts, audiophiles... just about any engineer, technician or hobbyist will find it indispensable. It's mini-sized, too — a pocketable 3 x 6 x 1½ inches.

But when it comes to performance, Mini-Max means maximum value. Measuring signals as low as 30 mV from 100 Hz to a *guaranteed* 50 MHz, with  $\pm 3$  ppm timebase accuracy and better than 0.2 ppm/°C stability from 0 to 50°C. *Completely automatically.* Advanced LSI circuitry with a crystal controlled timebase provides precise frequency readings on a bright, six-digit LED display, with automatic KHz/MHz indications. Mini-Max is versatile, too. You can connect it directly to the circuit under

test, or use its matching mini antenna for easy RF checking. Either way, the input is protected against overload to 50V (100V below 1 KHz).

Mini-Max is as inexpensive to use as it is to own. An ordinary 9 volt alkaline battery gives up to 8 hours of intermittent operation, and you have the flexibility of a battery eliminator for AC operation. For increased versatility, there's a complete line of accessories, including standard clip-lead cable and mini antenna — eliminator and carrying case are optional.

CSC's new, all-American made Mini-Max is everything you need for highly-accurate checking of frequencies up to 50 MHz. At a price that will Freq you out. *Order today.* Call 203-624-3103, 9 a.m. — 5 p.m. Eastern Standard Time. Major credit cards accepted. Or see your CSC dealer. Prices slightly higher outside U.S.A.

CONTINENTAL SPECIALTIES CORPORATION



\*Manufacturer's suggested retail price.  
© 1978 Continental Specialties Corporation

70 Fulton Terrace, Box 1942, New Haven, CT. 06509, 203-624-3103 TWX 710-465-1227  
WEST COAST, 351 California St., San Francisco, CA 94104, 415-421-8872 TWX 910-372-7992  
GREAT BRITAIN CSC UK LTD., Spur Road, North Feltham Trading Estate, Feltham, Middlesex, England, 01-890-0782 Int'l Telex. 851-881-3669  
CANADA: Len Finkler Ltd., Ontario  
CIRCLE NO. 14 ON FREE INFORMATION CARD



# Protect Your AIR CONDITIONER WITH A "COMPRESSOR GUARD"

*Add-on device prevents compressor damage due to sudden loss and reappearance of electric power and low-voltage conditions.*

BY RICHARD B. FERMOYLE

**P**OWER BLACKOUTS and brown-outs, especially during hot spells when the demand for power is at its peak, can cause damage to air-conditioners, refrigerators, and freezers. You can protect your compressor-type appliances from damage due to fluctuating power with the "Compressor Guard" described in this article. It costs about \$15 to build and is easily installed.

**Problem Defined.** If power to the compressor is suddenly lost and reapplied before system pressures can be equalized, such as during a momentary power outage, damage to the system compressor can result. A low-voltage condition, commonly called "brownout," can also cause damage. In both cases, the damage usually takes place



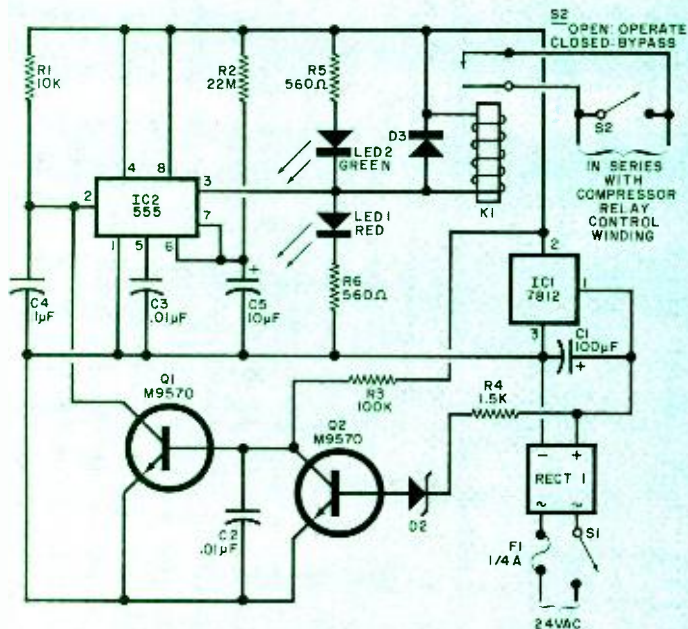


Fig. 1. Circuit provides 4.5 min. delay before power is applied.

### PARTS LIST

C1—100- $\mu$ F, 50-volt electrolytic  
 C2, C3—0.01- $\mu$ F disc capacitor  
 C4—0.1- $\mu$ F disc capacitor  
 C5—10- $\mu$ F Tantalum capacitor  
 D2—Zener diode (see text)  
 D3—1N4001 rectifier diode  
 F1— $\frac{1}{4}$ -ampere fast-blow fuse and holder  
 IC1—7812 voltage regulator  
 IC2—555 timer  
 K1—Spst relay with 12-volt coil and 1-ampere contacts (Radio Shack No. 275-003 or similar) or appropriate substitute (see text)  
 LED1, LED2—Discrete light-emitting diode

(one red, one green)  
 Q1, Q2—M9570 or similar npn transistor  
 The following resistors are  $\frac{1}{4}$ -watt, 10%:  
 R1—10,000 ohms  
 R2—22 megohms  
 R3—100,000 ohms  
 R4—1500 ohms  
 R5, R6—560 ohms  
 RECT1—50 PIV bridge rectifier assembly  
 S1, S2—Spst switch  
 Misc.—Socket for IC2; chassis; 4-conductor cable; rubber grommets; machine hardware; hookup wire; solder, etc.

in the compressor's drive motor as a result of overheating due to excessive current drain.

Unfortunately, the compressor and its associated drive motor are generally contained in a single sealed unit in home appliances. This means that the entire unit must be replaced as one expensive component. Although the drive motor for the compressor is usually equipped with a thermal circuit breaker, it takes time for it to sense an overload condition and disable power to the motor. The problem here is that during the time the overload condition exists, before it is sensed and power is cut off, the motor can stall and burn out. Repeated momentary power outages take their toll in weakening the motor, with the result that the motor is ultimately damaged even with the thermal circuit breaker in proper operating condition protecting the circuit.

The Compressor Guard circuit described here can be added to any compressor-type appliance to provide an added degree of protection.

**How It Works.** As shown in Fig. 1, the Compressor Guard is built around a 555 timer integrated circuit (IC2). The power source for the timer circuit is 24 volts ac, which is taken from the appliance itself. In the case of a central air-conditioning system, the 24 volts is supplied by the system's step-down transformer, as

shown in Fig. 2. This transformer is part of the air-conditioning control circuitry and supplies power to the compressor's control relay through the contacts of the house thermostat. If the house is too warm, the thermostat closes and energizes the control relay, which in turn supplies power to the compressor unit. (Note: If the compressor system operates at a higher voltage, a separate 24-volt source and a relay with contacts rated for high voltage and current must be used in addition.)

The 24 volts ac is converted to regulated dc by RECT1, C1, and IC1 in Fig. 1 to supply power for the timer circuit. Approximately 4.5 minutes after power is applied, pin 3 of IC2 switches low and energizes relay K1. The period is controlled by R2 and C5. With the K1 contacts closed, a series circuit with the system's thermostat is completed. The compressor can then energize. If a momentary power outage occurs, a minimum of 4.5 minutes must lapse before power can be reapplied to the compressor. This period of time is all that is needed to allow system pressures to equalize and the compressor to be safely started once again.

The low-voltage brownout protection feature of the Compressor Guard is provided by the Q1 and Q2 circuits. The breakdown voltage rating of zener diode D2 is approximately 7% to 10% less than the normal dc output potential of RECT1. As long as the output potential from RECT1 is greater than the breakdown point of D2, Q2 is in a state of conduction and Q1 is held at cutoff.

If system line voltage drops, a resultant decrease in the output potential from RECT1 will occur. If the potential drops to less than the breakdown voltage of D2, Q2 goes into cutoff and Q1 conducts. This grounds pin 2 of IC2, caus-

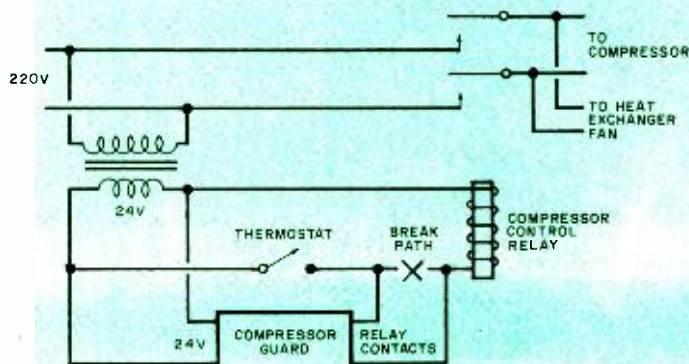


Fig. 2. Circuit showing how to wire Compressor Guard to existing system.



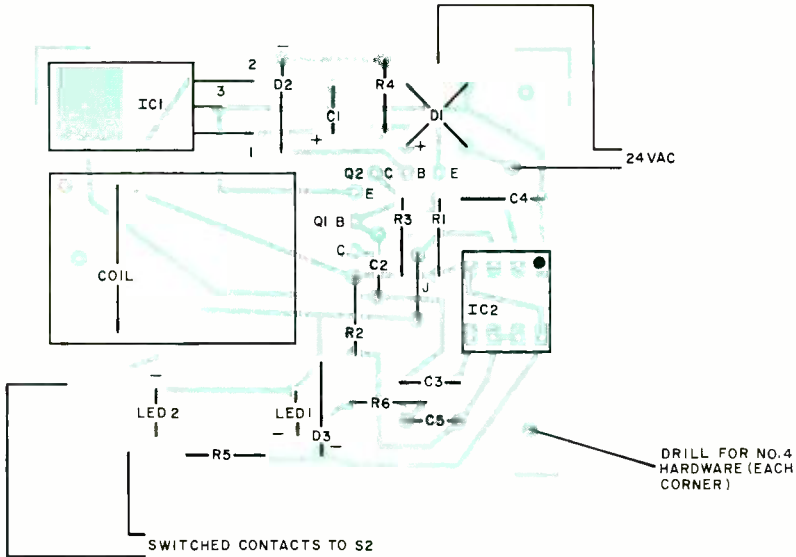
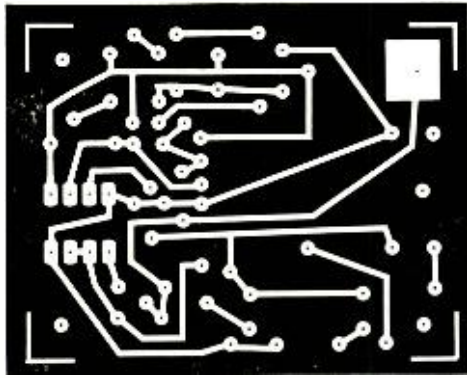


Fig. 3. It is best to assemble the circuit on a printed circuit board. An etching and drilling guide is at top with component placement guide shown below it.




Fig. 4. Photo of prototype printed circuit board removed from enclosure.

ing pin 3 of *IC2* to switch high and deenergizing *K1*. As long as the low-voltage condition exists, *K1* remains deenergized and interrupts power to the compressor. About 4.5 minutes after the brownout condition clears, *K1* energizes to once again supply power to the compressor system.

Status indication of the timer circuit is

provided by *LED1* and *LED2*, which are red and green light-emitting diodes, respectively. While the timer is cycling *LED1* is on. Then, when *K1* is energized, *LED1* extinguishes and *LED2* comes on. The LED's and resistors *R5* and *R6* are not essential to the circuit and can be omitted if desired.

The Compressor Guard can be by-

passed by closing *S2*. This shorts out the contacts of *K1*. Switch *S2* is included in the circuit to allow system maintenance to be performed.

**Construction.** Most of the circuit is best assembled on a printed circuit board, the etching-and-drilling guide and component-placement diagram for which are shown in Fig. 3. A small right-angle bracket is used as a heatsink for regulator *IC1*.

Since the pc board assembly mounts behind the front panel of the cabinet in which the circuit is housed, *LED1* and *LED2* (if used) should be mounted on the foil side of the board. Leave enough lead length on the LED's to permit the lenses to fit into small rubber grommets in the front panel when the board is mounted in place with spacers and machine hardware. The fuse holder for *F1*, power switch *S1*, and OPERATE/BYPASS switch *S2* should also be mounted on the front panel.

The 24-volt power and relay contact lines can be contained in a four-conductor cable that enters the cabinet through a rubber-grommet-lined hole in the front panel. The assembled printed circuit board is shown in Fig. 4.

To install the Compressor Guard in a system, use the diagram shown in Fig. 2 as a guide. Although Fig. 2 is the representation of the typical scheme used in most central air-conditioning systems, check your system closely to insure compatibility with the Compressor Guard's circuitry. Also, if you are using the Compressor Guard to protect a refrigerator or freezer that does not have the stepped-down 24 volts required, be sure to use a separate 24-volt supply and a heavy-duty relay.

With the Compressor Guard turned on and the compressor running, measure the dc output potential from *RECT1*. Then multiply the figure obtained by 0.93 or 0.90 to obtain the approximate breakdown value of the zener diode required for *D2*. If you cannot obtain a zener diode with the proper breakdown voltage, use two zener diodes that, when connected in series, yield a breakdown characteristic that is as close as possible to the required value

**One Last Note.** The Compressor Guard presented here has been designed for inside installations. If you plan to use it in an outside air-conditioning installation, be sure to provide adequate weather proofing to protect the circuit from the elements. ◇



BY JAMES BARBARELLO

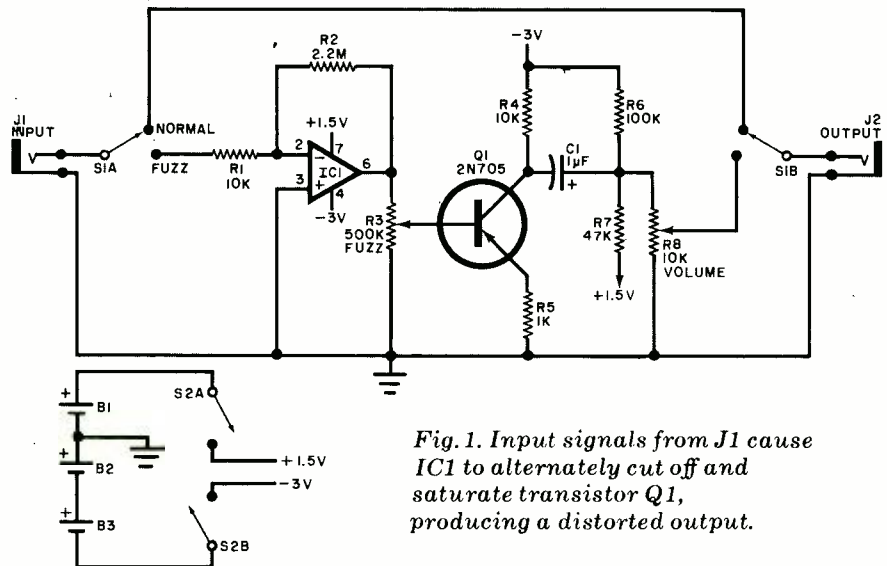
# Add Fuzz TO YOUR ELECTRIC GUITAR OR BASS

*Solid-state fuzz box  
for interesting  
sound effects.*

**E**LECTRIC guitarists often use special circuits to alter the sounds their instruments produce. One of the oldest but still most popular of these signal modifiers is the "fuzz box." A solid-state circuit, the fuzz box generates a sound like that produced by early, low-cost vacuum-tube power amplifiers. When one of these amps was overdriven, a distorted, but pleasing sound resulted. The fuzz box, when controlled by a foot pedal, allowed the guitarist to introduce some "fuzz" without interrupting his performance to turn up the amp's gain.

Many different fuzz box designs have appeared over the years. The project presented here, is a somewhat different sine-to-square-wave converter. It produces a substantial output signal, even when used with inexpensive instruments. Its "fuzz" effect is as prominent in the bass as in the midrange and treble. In addition to the standard distortion effects, the circuit can produce a raspier, but at the same time mellower, voicing. The circuit's wide range of available output levels allows the user to preset different levels for the rhythm and lead modes. The project is especially useful with electric bass guitars because it can generate many of the effects called for in today's music without sacrificing the bass's characteristic deep tones.

The circuit is simple, uses a small number of readily available components, and can be built for about \$10.



*Fig. 1. Input signals from J1 cause IC1 to alternately cut off and saturate transistor Q1, producing a distorted output.*

## PARTS LIST

- B1, B2, B3—1.5-volt AA, A, C or D cells
  - C1—1- $\mu$ F, 16-V radial-lead electrolytic
  - IC1—741CV operational amplifier (Radio Shack 276-007 or equivalent)
  - J1, J2— $\frac{1}{4}$ -inch open-circuit phone jacks
  - Q1—General-purpose, high-beta pnp switching or audio transistor (2N705, Radio Shack RS-2005 or similar)
- The following are  $\frac{1}{4}$ -watt, 10% tolerance fixed resistors:
- R1, R4—10,000 ohms
  - R2—2.2 megohms
  - R5—1000 ohms
  - R6—100,000 ohms
  - R7—47,000 ohms

- R3—500,000-ohm linear-taper potentiometer
  - R8—10,000-ohm linear-taper potentiometer
  - S1—Dpdt switch
  - S2—Dpst switch
- Misc.—Printed circuit board, battery holders, hookup wire, suitable enclosure, knobs, pc board spacers, machine hardware, solder, etc.

Note—The following are available from BNB Kits, RD1, Box 241H, Tennent Rd., Englishtown, NJ 07726: etched and drilled pc board, #F-PC at \$3.25; complete kit of parts including etched and drilled pc board, electronic components, jacks and switches, #F-E at \$12.50. NJ residents add 5% sales tax.



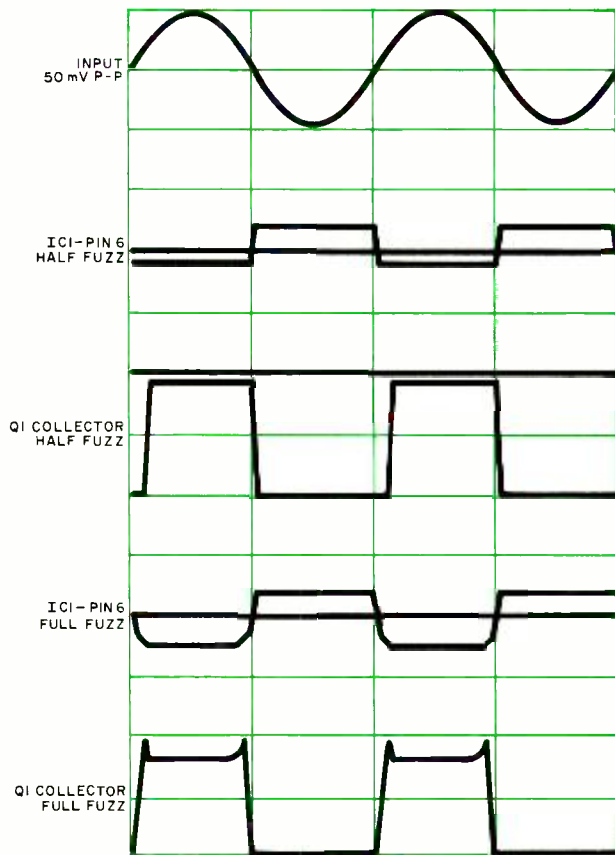


Fig. 2. Waveforms show effect of fuzz control R3. When it is set to pass maximum signal, the output waveform folds over and the sound is raspy.

**About the Circuit.** As shown in Fig. 1, input signals from the guitar pickup are routed by S1 to the output jack or to inverting amplifier IC1, a standard 741 op amp. You might notice that the power supply voltages, furnished by series-connected AA penlight batteries, are lower than those normally used with this op amp. In this application, IC1 is used solely to turn Q1 on and off. The supply voltages employed allow the op amp to saturate at lower than normal input levels to produce the desired base drive for the transistor.

An input signal of about 30 mV produces  $\pm 1$  volt at the output of IC1, which is applied to the base of Q1 through R3. A positive output from IC1 causes Q1 to cut off, and a negative output saturates the transistor. An ac signal will switch Q1 between saturation and cutoff, thus producing a square-wave output from the circuit.

With R3 adjusted so as to pass maximum signal to the base of Q1, IC1 forward biases the base-collector junction of the transistor as the op amp's output goes negative. When this happens, Q1

stops acting like an inverting switch (see Fig. 2) and passes the signal like a simple diode. The voltage at the collector then follows that at the base and, in effect, causes the signal waveform to "fold over" as shown in the bottom trace of Fig. 2. This signal is rich in harmonics and has a raspy, but mellow, sound.

Signals at the collector of Q1 are ac coupled by C1 to voltage divider R6, R7. Level shifting at this point presents a zero-volt signal to output level control R8 in the absence of an input signal. This inhibits the generation of "popping" signal transients as the fuzz box is switched in and out of the signal path. The required supply voltages (+3 and -1.5 volts) are provided by three 1.5-volt batteries. Suitable for this application are AA, A, C or D cells.

**Construction.** Any assembly technique is acceptable, but a printed circuit board is perhaps the easiest and neatest way to reproduce the circuit. (See Parts List for availability of pc board and kit.) Suitable etching and drilling and parts placement guides are shown in Fig. 3. After the project has been wired and is operating, it can be housed in any suitable enclosure, including the electric guitar or bass. If you decide to put it in your musical instrument, keep the batteries accessible for replacement.

**Checkout and Use.** Connect your guitar or bass to the input jack and your amplifier to the fuzz box's output. Rotate the instrument's output level control for maximum signal and, with S1 in its NORMAL position, adjust the amplifier's master volume control for a comfortable listening level. Set R8 (VOLUME) for  $\frac{1}{3}$  rotation and R3 (FUZZ) for  $\frac{3}{4}$  rotation. Place S1 in the FUZZ position and play the instrument, noting the sound produced. Rotate R3 fully to hear a sound with increased "bite" or raspiness.

Next, adjust R3 so that the wiper is at the midpoint of its travel and set the instrument's output level control for less signal until the following occurs. When a string is first plucked, a distorted output is heard. As the output level begins to decay, the distortion diminishes to the point where the instrument's sound is relatively unaltered. This is the characteristic distorted "tube" sound that inspired the original fuzz box.

Continue to experiment with different control settings. You'll doubtlessly discover many sounds that will add to your enjoyment of playing and the audience's listening pleasure.  $\diamond$

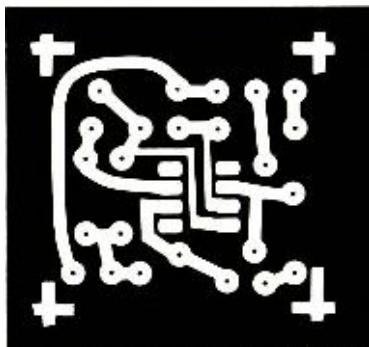
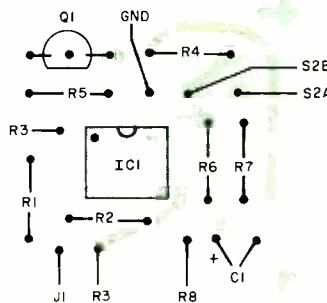



Fig. 3. Full-size etching and drilling guide for pc board is above left; component layout at right.





Uses a  
Wheatstone bridge  
sensing circuit  
and an  
incandescent  
lamp indicator.

BY CASS LEWART

# Build a Low-cost SWR TESTER

Initial adjustment of a CB antenna calls for the use of an SWR meter. However, the meter need not be left in the line after the antenna has been tuned, so most CB'ers have not felt the need to purchase one. The project presented here—an inexpensive SWR Tester—allows an operator to make periodic “good/bad” checks of his antenna system. Employing only a handful of resistors, a switch, and a small incandescent lamp, the project can be built for about \$3. The SWR Tester will not yield a numerical SWR measurement, but will tell the user whether the antenna/line

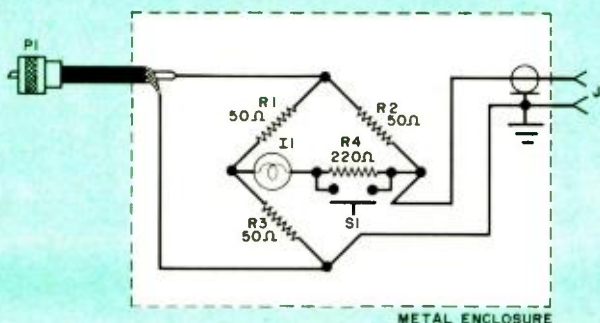
mismatch is severe enough to warrant further investigation.

**About the Circuit.** The schematic diagram of the SWR Tester is shown in the diagram. It is a Wheatstone bridge, one of whose arms is formed by the transmission line and antenna. The remaining three arms are 50-ohm carbon resistors. Indicator *I1*, a low-voltage incandescent lamp, current limiting resistor *R4* and pushbutton switch *S1* comprise the bridge's detector.

When an antenna having a 50-ohm resistive feedpoint impedance (the ideal

condition for maximum power transfer) is connected to jack *J1* by a length of 50-ohm coax, the impedances of the bridge arms are equal. Therefore, the bridge is balanced and no voltage drop exists across the detector. Lamp *I1* remains dark, indicating an SWR close to unity. If the antenna's feedpoint impedance deviates from the ideal 50 ohms, the bridge becomes unbalanced and a voltage drop exists across the detector.

An antenna/feedline impedance mismatch (that is, an SWR) of about 2.5:1 will produce a voltage drop across the detector sufficient to cause *I1* to glow.



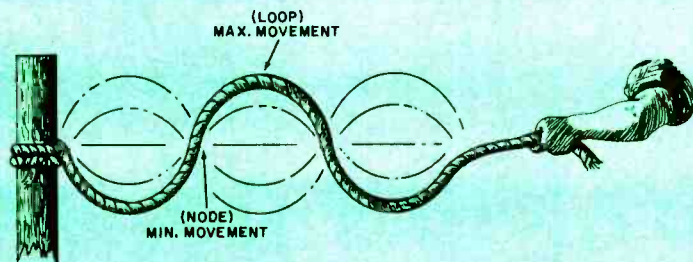
Schematic diagram of tester. The antenna/feedline combination forms the fourth leg of a Wheatstone bridge.

## PARTS LIST

- J1—SO-239 coaxial connector
- I1—1.5-volt, 25-mA miniature incandescent lamp (Radio Shack 272-1139 or equivalent)
- P1—PL-259 coaxial connector
- R1, R2, R3—47- or 50-ohm, 2-watt 5% carbon composition resistor.
- R4—220-ohm, 1/2-watt, 10% carbon composition resistor
- S1—Normally open pushbutton switch
- Misc.—Suitable metal utility box, ceramic standoff insulators or multi-lug terminal strip, hook-up wire, RG-58-U coaxial cable, rubber grommets, machine hardware, solder, etc.



## WHAT IS SWR?



Tie a rope or string to some solid, stationary object such as a tree or post, as shown in the diagram. Grasp the free end and start waving the rope up and down. You are now generating a train of waves, much in the way that a transmitter sends waves down a transmission line.

When the wave reaches the point where the rope is anchored, there is no place for it to go so it is reflected back down the length of the rope. In this way, a pattern is formed as shown, with the loops being the points of maximum movement and the nodes the points of minimum movement of the rope. The ratio of the maximum to minimum waveform amplitude along the rope (called the Standing Wave Ratio, or SWR) in this case is 1:0, or infinity. This happens because essentially no energy is being absorbed by the wall and all is being reflected back to the driving source. This is analogous to the termination of a transmission line with an impedance that is different from that of the line. If the rope were not

tied to the poles and were free to continue to move so that the transmission of the wave could continue, there would be no wave reflection. Each point on the rope would then reach the same maximum amplitude and the SWR would be 1:1, or simply 1.0.

In electrical terms, SWR can be considered as the ratio between the antenna impedance and the CB transmitter output impedance, with the larger value being the dividend and the small value, the divisor. The closer the ratio is to 1:1, the more of the transmitter r-f goes to the antenna. Besides reducing the power output to the antenna, a high SWR can also damage the transmitter output stage by submitting it to either excessive voltage or current. Therefore, keeping the SWR close to 1.0 is very important.

The table shows the relationship between SWR and the power delivered to the antenna, assuming a nominal 4-watt output from the CB transmitter.

**SWR**  
**Reflection Loss (dB)**  
**Antenna Power (watts)**

1.0	1.2	1.5	2.0	3.0	5.0
0.00	0.04	0.18	0.51	1.25	2.55
4.00	3.97	3.84	3.56	3.00	2.22

The higher the SWR becomes, the brighter *I1* will glow. Closing normally open *S1* increases the bridge detector's sensitivity so that *I1* begins to glow at an SWR of about 1.5:1. Note that this causes *R4* to be bypassed, removing the resistor's protective current limiting action from the detector circuit. If *S1* is closed when a high SWR exists on the line and *I1* is glowing, the lamp might burn out.

The bridge presents a 50-ohm impedance to the transceiver's antenna output when a 50-ohm antenna is connected to coaxial connector *J1*. However, there is a 6-dB power loss associated with inserting the SWR Tester between the rig and the antenna. The project is not designed for continuous monitoring of the SWR during communications, and should be removed from the signal path after tests have been completed. This can be accomplished by either physical-

ly disconnecting the SWR Tester or the installation of a ceramic DPDT switch inside the project's enclosure to bypass the bridge circuitry.

**Construction.** The circuitry of the SWR Tester is very simple, and point-to-point wiring is suitable. Solder lugs mounted on ceramic standoff insulators make ideal circuit tie points, but the standoffs might be hard to find. If you can't procure them, use a multi-lug terminal strip instead.

Mount the standoffs, switch, and coaxial jack in a small metal utility box. Drill holes for the indicator lamp and RG-58-U cable. Insert grommets into these holes, mount the indicator lamp, and pass one end of an 18-to-36-inch (45.7-to-91.4-cm) length of coax through the wall of the enclosure. Form a simple loop knot to act as a strain relief. Then remove 1/4" (3.2 cm) of the outer in-

ulating jacket at the end of the cable inside the utility box. Comb out the braid, expose a short length of the inner conductor, and wire the circuit as per the schematic diagram. Terminate the other end of the cable with *P1*, a PL-259 coaxial connector.

**Checkout and Use.** Attach *P1* to the transceiver's antenna output jack. Prepare a dummy load by terminating a PL-259 with a 150-ohm, 2-watt carbon composition resistor and attach it to jack *J1*. Tune the transceiver's channel selector to channel 13, or to channel 20 if the radio has 40-channel capability. Place the mode switch in the AM position if you are using an AM/SSB rig. Then key the transceiver's push-to-talk switch.

Lamp *I1* will glow brightly. Note its brightness, and repeat the procedure on the other channels. If the rig's output remains relatively constant across the band, *I1*'s brightness will not vary from one channel to the next. Next, replace the 150-ohm resistive dummy load with a 100-ohm component. Key the transmitter. With *S1* open, *I1* will be dark. Closing *S1* will cause the lamp to glow.

The SWR Tester is now ready for use. Connect the coaxial feedline from the antenna to jack *J1*. If the antenna has been properly tuned and is in good working order, the lamp will remain dark when *S1* is open and the transceiver is keyed. The indicator might glow when *S1* is closed, especially when the channel selector is set to either end of the band and the antenna has been tuned to the center channel. This is normal because it is difficult to maintain a close impedance match over a wide band of frequencies. Short mobile whips with large loading coils are subject to such bandwidth limitations almost as a matter of course.

If the indicator glows when *S1* is open no matter which channel is selected, you should inspect the antenna and feedline for oxidized or corroded connections, clean metal-to-metal contact between the ground plane (vehicle body) and antenna base, etc. If no suspicious conditions are discovered, retune the antenna using an SWR meter and/or a field strength meter.

After you have retuned the antenna or completed your SWR tests, remove the project from the signal path—either physically or by means of a bypass switch. Otherwise, signals passing from the transceiver to the antenna (and vice versa) will be substantially attenuated. ◇

# Micro-PROCESSOR MICROCOURSE

## PART 4. PIP-2 AN ULTRA-SIMPLE EDUCATIONAL MICROPROCESSOR.

In Part 3 of this series (May, 1978), we learned about semiconductor memories and how three-state logic allows data transfer over a bidirectional data bus. We also looked at the basic organization of a microprocessor.

This month we're going to meet PIP-2, a very simple, 4-bit educational microprocessor. Though PIP-2 is not as powerful as the 8080, Z80, 6502 and other real-world microprocessors, it illustrates some of the more important operating features of microprocessors.

**Introducing PIP-2.** PIP is an acronym for Programmable Instruction Processor. PIP-2 is a simplified successor to PIP-1, an educational computer described in detail in *Understanding Digital Computers*, a new book published by Radio Shack.

While PIP-2 is simple, it has many of the elements of a sophisticated microprocessor. For example, PIP-2 contains a built-in program memory—so it really qualifies as a *microcomputer*. Since it also contains a microprogrammable control ROM, this means that its instruction set can be revised, or replaced, by entirely new instructions, as we will see in Part 5 of this series.

**PIP-2's Organization.** A block diagram of the major components of PIP-2 is shown in Fig. 1. As you can see, PIP-2 is a bus-organized microprocessor. All of its sections are connected to a 4-bit bidirectional bus which permits data and memory addresses to be transferred from one section to one or more other sections connected to this bus.

Remember from Part 3 that only one section can read data onto a bidirectional

bus at any one time. PIP-2 meets this operating restriction by employing three-state outputs on all sections designed to read data onto the bus. This isolates the output of those sections from the bus

until they are activated (one at a time) by an appropriate enable signal from PIP-2's control section.

Let's now take a look at each of the sections in PIP-2.

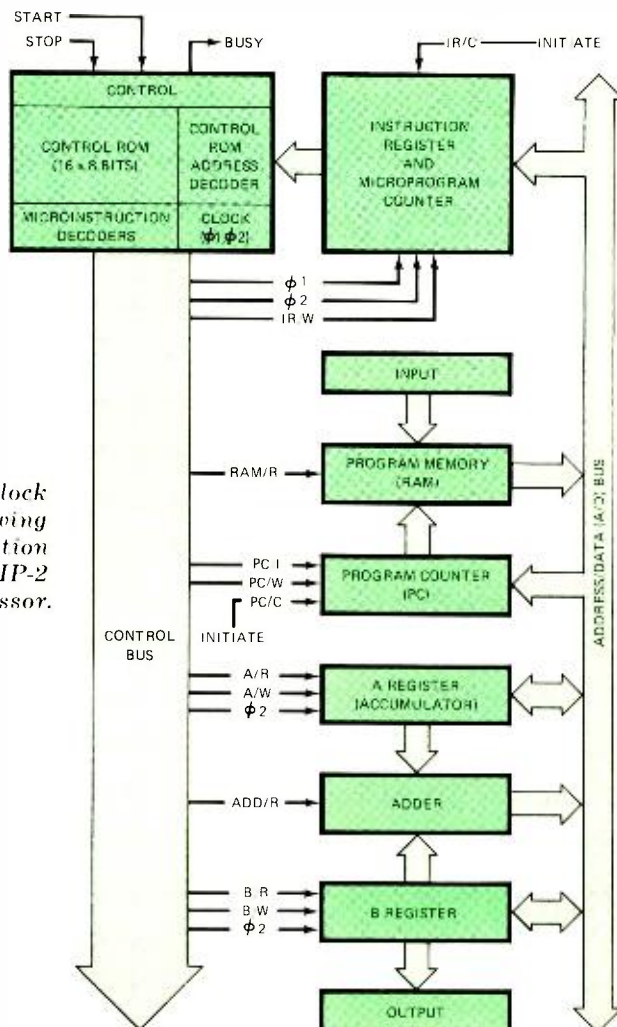


Fig. 1. Block diagram showing organization of the PIP-2 microprocessor.



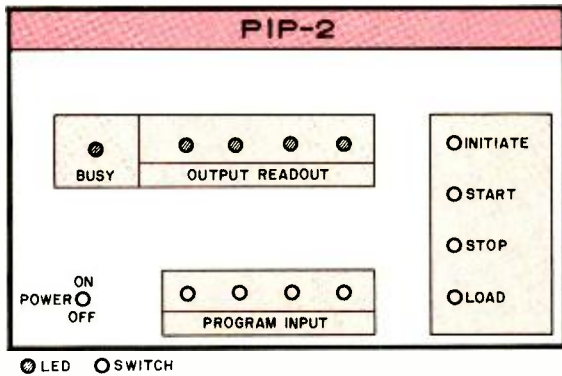


Fig. 2. Front-panel arrangement to facilitate operation of PIP-2.

**Input.** A row of four toggle switches, a LOAD switch and an INITIATE switch comprise PIP-2's INPUT. All these switches are shown in Fig. 2, a front-panel arrangement that allows PIP-2 to be used like a microcomputer.

Applying power to PIP-2 automatically clears the A and B registers, the program counter and the program memory to all 0's. This permits a program to be loaded into the program memory by simply switching in a binary instruction or data word and pressing the LOAD switch.

Up to sixteen 4-bit instructions and data words can be loaded into PIP-2's program memory. After the program is loaded, the program counter is cleared to 0000 by pressing the INITIATE switch. This returns the program counter to the first memory address in the program memory in preparation for running the program.

**Program Memory.** This is a 64-bit read/write memory (RAM) organized as sixteen 4-bit words or "nibbles." The RAM has a three-state output to keep its instructions and data isolated from the address data bus until they're needed.

The program memory has a single control input, RAM/R (R = read). When RAM/R is low, the three-state output is enabled, and the RAM reads the word addressed by the program counter onto the address data bus. When RAM/R is high, instructions and data can be loaded into the RAM.

**Program Counter.** This is a 4-bit binary counter. PIP-1 and many real microprocessors have a special memory address register that saves the contents of the program counter until it's time to advance to the next memory address. In PIP-2, the program counter doubles as a memory address register.

The program counter has three control inputs. A "low" that's supplied to PC/C by pressing the INITIATE switch clears the counter to 0000. The rising edge of a pulse applied to PC/I increments the program counter to the next

higher count. A low at PC/W (W = write) writes any data on the address data bus into the program counter. This is a valuable feature since it means the program counter can branch to any address in the program memory.

**A and B Registers.** These are standard 4-bit data registers with three-state outputs. Each has two control inputs and a clock input ( $\phi 2$ ).

When A/R or B/R is low, data is read from the selected register onto the address/data bus. When A/W or B/W is low, any data on the address/data bus is written into the selected register when the next clock pulse ( $\phi 2$ ) arrives.

**Adder.** This is a 4-bit combinational logic circuit that continually sums the contents of the A and B registers. The sum is isolated from the address/data bus by a three-state buffer. When ADD/R is low, the buffer is enabled and the sum is placed on the bus.

**Output.** PIP-2's output consists of four light emitting diodes (LED's) that continually show the contents of the B register. It's possible, of course, to connect external devices in place of the LED's. A 4-line to 16-line decoder, for example, would permit PIP-2 to control any one of up to sixteen external devices.

**Control.** This is the electronic nerve center of PIP-2. Control fetches instructions from the program memory and

executes them one by one under the perfectly synchronized control of timing signals ( $\phi 1$  and  $\phi 2$ ) produced by the clock.

Control consists of a 128-bit ROM organized as sixteen 8-bit bytes, an address decoder, several microinstruction decoders and a two-phase clock. PIP-2's instruction register doubles as a microprogram counter and is so closely associated with control that it can be considered part of it.

In the next installment, we'll look at a block diagram of control and study its operation in detail. For now, suffice it to say that control's ROM contains a sequence of from one to five microinstructions for each of the various microoperations necessary to execute PIP-2's six instructions. As you'll recall from Part 3, individual microinstructions implement simple operations such as data transfers from one register to another, etc.

**PIP-2's Instruction Set.** PIP-2 can process six separate instructions. Each instruction is identified for humans by a type of shorthand called a *mnemonic* (memory aid) and for PIP-2 by a 4-bit nibble called an operation code or in simple terms an *op-code*.

Some of the instructions require only one program memory address, while others are followed by a data word. These latter instructions require two program memory addresses and are called memory reference instructions. For example,

```
0001 (LDA)
1111 (data)
```

is the format for a memory reference instruction that loads the A register (LDA) with the data word 1111.

Shown in the box below is a table that summarizes PIP-2's instructions set. These instructions are so simple that they really need no further explanation.

PIP-2's INSTRUCTION SET			
Mnemonic	Op-Code	Nibbles	Operation
NOP	1111	1	no operation.
LDA (nibble)	0001 (xxxx)	2	load A with next nibble.
ADD	0101	1	add A + B; store sum in A.
JMP (address)	1000 (xxxx)	2	jump to address in next nibble.
MOV	1011	1	move A into B; save A.
HLT	1110	1	halt the microprocessor.

It will be easier to apply them in actual programs, however, if we know something about how and why they're used. Therefore let's discuss the instructions one by one.

**NOP.** Pronounced "no-op," this is a do-nothing instruction with several valuable applications. You can use a NOP or two to reserve space in a program for an instruction or two you might want to add later. And you can use NOP's to replace instructions you remove from a program without rewriting the program. Finally, you can use NOP's to add a predictable time delay to a program. This is handy for calibrating a program that loops through a cycle of instructions again and again to act like a timer.

**LDA.** This memory reference instruction (load A) loads the A register with the data nibble in the next program memory address. It is used to temporarily store a nibble for addition or later transfer to the output or program counter.

**ADD.** This single-step instruction initiates a string of five microinstructions that *adds* the contents of the A and B registers and place the sum in the A register. It is used for ordinary addition, and to increment the nibble in the A register by some specified number (often 1). Incidentally, ADD uses the A register like the accumulator register found in real microprocessors.

**JMP.** This (jump) is a very powerful instruction that orders the program counter to branch (or jump) to the address in the program memory specified in the following nibble. JMP is used to set up a *loop*, a program or section of a program that continues to execute again and again until PIP-2 is halted by pressing its STOP button.

**MOV.** This register-transfer instruction has several applications. As an output instruction, it allows PIP-2's operator to see the contents of the A register on the LED readout (output). It also allows you to accomplish the equivalent of a LDB (load B) instruction by preceding it with LDA (load A). And, it lets you double a number by following it with an ADD.

**HLT.** This instruction (halt) is placed at the end of all PIP-2 programs. It disables the clock in the control section, thus preventing PIP-2 from executing any additional instructions.

In the next part of the course, we'll examine the microroutines for each of these instructions in detail. We'll also learn how to add new instructions by changing the microinstructions in con-

trol's ROM. Meanwhile, let's learn how to program PIP-2.

**How to Program.** Let's write a simple program for PIP-2 that continually increments the number in the A register by one and displays the updated count on the LED readout of the output. Here's the program:

Program Memory Address	Mnemonics/Data
0000	LDA
0001	0001
0010	ADD
0011	MOV
0100	JMP
0101	0000
0110	HLT

It's easy to see how this program works. When PIP-2 is started, both the A and B registers are cleared to 0000. This means that the first three instructions load 0001 into A, add A to B and store the sum (0001) in both A and B. JMP loops the program back to line 0000 for another cycle. LDA replaces the contents of A with 0001 first. Register B also contains 0001 so ADD gives 0010. The sum, 0010, is moved into B and displayed on the readout.

Again, JMP loops the program back to line 0000 and the process continues. The result is that the readout flashes a binary count of 0000 to 1111 and continues repeatedly until PIP-2 is halted.

As you can see, this program is nothing more than a software version of an ordinary 4-bit counter. That alone is not very impressive since PIP-2 already contains *two* such counters in its hardware, the program counter and instruction register.

What's significant is that this simple program can be easily modified to implement *any* count increment from 0000 to 1111 by simply changing the data nibble following LDA! While this can be accomplished with some relatively simple hardware, PIP-2 performs the task after only a few seconds of software modification. This nicely illustrates the amazing versatility of using a microprocessor to simulate many different hardware functions with the help of software.

**Running the Program.** The simple counter program we've been discussing is called a *source program* since it's written using the mnemonics of the various instructions. Before it can be loaded into PIP-2's program memory, it must be converted to an *object program*.

An object program is written using the binary numbers a microprocessor understands. Sometimes it's called a *machine language program*. All that's necessary to generate the object program for our software counter routine is to substitute the appropriate op-codes for the mnemonics in the source program with the help of the table showing PIP-2's instruction set. Here's the machine language result:

Address	Source Program	Object Program
0000	LDA	0001
0001	0001	0001
0010	ADD	0101
0011	MOV	1011
0100	JMP	1000
0101	0000	0000
0110	HLT	1110

After the object program is compiled, it's a simple matter to load it into PIP-2's program memory. First, the power switch is turned on. This automatically clears all of the program memory, registers and counters to all 0's. Then the first object code nibble in the program (0001) is switched in via the front panel switches (a switch is 0 in the down position and 1 in the up position) and the LOAD switch is pressed. This action loads the nibble 0001 into the 0000 address of the program memory and automatically advances the program counter to the next address.

The remaining nibbles are loaded one by one until they are all stored sequentially in the program memory. Then the INITIATE switch is pressed to return the program counter to the 0000 address of the program memory.

Now all that remains is to press START. This causes control to fetch the first instruction from the program memory, load it into the instruction register, decode it and execute it. The program is processed like this a step at a time as the output displays the updated contents of the B register.

Incidentally, if the clock speed is more than about a hundred Hz, the count displayed on the readout will blur into a continuous 1111. Since the clock of most real microprocessors runs at a MHz or more, time delay loops must be added to their programs intended to display data to be viewed by an operator.

**Other PIP-2 Programs.** Though PIP-2's instruction set is very primitive, it's possible to write a number of differ-



ent programs with it. Here, for example, is a source program that adds two numbers and displays their sum:

```
LDA
(first number)
MOV
LDA
(second number)
ADD
MOV
HLT
```

Here's a source program that doubles a number:

```
LDA
(number)
MOV
ADD
HLT
```

And here's a program that counts by two's:

```
LDA
0002
ADD
MOV
JMP
0000
HLT
```

**Programming Real Microprocessors.** Real microprocessors have dozens of instructions in their instruction sets. A typical microprocessor such as the 6800 or 8080 has instructions that can accomplish any of these tasks:

- Move data and addresses between registers.
- Shift and rotate the bits in a data word.
- Perform various arithmetic and logical operations.
- Branch conditionally or unconditionally to any part of a program or to a sub-routine.
- Make various logical comparisons.
- Increment or decrement the contents of a register or memory address.

Real microprocessors also have special instructions that may be unique to a particular family of microprocessors. For example, some microprocessors have various instructions for accepting data from outside circuits. Others have built-in decimal arithmetic capability.

Programming real microprocessors can be both tedious and time consuming, but most people can learn to write simple programs with a little practice and some hands-on experience with a microprocessor using a keyboard (best) or toggle switch (OK) input. Of course, many microprocessor programs have been published in books and articles; and as time goes by, the number of available programs will multiply. ◇



ELF II by NETRONICS

Featured in POPULAR ELECTRONICS

Shown with 2 optional 4k Memory Boards GIANT BOARD™, Kluge Board and ASCII Keyboard.



● Hobbyists! ● Engineers! ● Technicians! ● Students!

Write and run machine language programs at home. display video graphics on your TV set and design microprocessor circuits—the very first night—even if you've never used a computer before!

# ELF II RCA COSMAC microprocessor/miniCOMPUTER

**\$99.95**

Get "hands on" experience with a computer for just \$99.95. Then, once you've mastered computer fundamentals, expand ELF II with advanced add-ons and you've got an advanced personal computer powerful enough to solve business, industrial or scientific problems.

## LEARNING BREAKTHROUGH!

A short Course on Microprocessor and Computer Programming

Written for anyone! Minimal background needed!

Using advanced computers is now as easy as driving a car with an automatic transmission. We'll teach you step by step, instruction by instruction, how to use an RCA COSMAC computer.

Not only does our short course explain computers, it helps anyone write and run programs and solve complex problems requiring a computer. Knowing how a computer works can help you:

(1) Spot situations where a computer can assist you in business, industry, personal applications, etc. (2) Select the most economical computer (or microprocessor) and related hardware for your specific needs. (3) Write and run the programs you need and (4) Keep your computer costs down.

This course was written for ELF II users but it's a blockbuster for every RCA COSMAC user or owner!

Stop reading about computers and get your hands on one. ELF II is an outstanding trainer for anyone who needs to use a computer to maximize his or her personal effectiveness. But ELF II isn't just a trainer. Expanded, it becomes the heart of a powerful computer system.

### FOR \$99.95 YOU GET ALL THIS—

No other small personal computer offers video output and ELF II's expansion capabilities for anywhere near \$99.95. ELF II can create graphics on your TV screen and play electronic games! It pays for itself over and over again in the fun it provides for your whole family. Engineers and hobbyists can use ELF II in microprocessor-based circuits as a counter, alarm, lock, thermostat, timer, telephone dialer, etc. The possibilities are endless!

### THEN ELF II EXPLODES INTO A GIANT!

Once you've mastered computer fundamentals, ELF II can give you POWER! Plug in the GIANT BOARD™ and you can record and playback your programs, edit and debug programs, communicate with remote devices and make things happen in the real world. Add Kluge Board to solve specific problems such as operating a more complex alarm system or controlling a printing press. 4k memory units let you write longer programs and solve even more sophisticated business, industrial, scientific and personal finance problems.

### ADD ELF II TINY BASIC AND ASCII KEYBOARD

To make ELF II easier to use, we've developed ELF II Tiny Basic. It lets you program ELF II with simple words you can type out on a keyboard such as PRINT, RUN and LOAD. ELF II responds by displaying answers on your printer, video monitor or TV screen.

### WRITE AND RUN PROGRAMS THE VERY FIRST NIGHT!

The ELF II kit includes all components and everything you need to write and run your own programs plus the new Plus Graphics chip that lets you display any 256-byte segment of memory on a video monitor or TV screen. No wonder ELF II is now being used as a trainer in many high schools and universities.

Easy instructions get you started right away, even if you've never used a computer before. The newly expanded ELF II Manual covers assembly, testing, programming, video graphics and games.

ELF II can be assembled in a single evening and you'll still have time to run programs including games, video graphics, etc. before going to bed!

## SEND TODAY

NETRONICS R&D LTD., Dept. PE-6 (203) 354-9375  
333 Litchfield Road, New Milford, CT 06776

YES! I want to run programs at home and have enclosed.  
 \$99.95 plus \$3 p&h for RCA COSMAC ELF II kit.  \$4.95 for power supply required for ELF II kit.  \$5.00 for RCA 1802 User's Manual.

\$4.95 for Short Course on Microprocessor & Computer Programming.  
 ELF II connects to the video input of your TV set. If you prefer to connect ELF II to your antenna terminals instead, enclose \$8.95 for RF Modulator.

\$39.95 plus \$2 p&h for ELF II GIANT BOARD™ kit.

4k Static RAM kit \$89.95 ea plus \$3 p&h.

\$17.00 plus \$1 p&h for Prototype (Kluge) Board.

\$34.95 plus \$2 p&h for Expansion Power Supply kit.

Gold plated 86-pin connectors at \$5.70 ea.

\$64.95 plus \$2 for ASCII Keyboard kit.

\$14.95 for ELF II Tiny BASIC Cassette.

I want my ELF II wired and tested with the power transformer. RCA 1802 User's Manual and Short Course on Microprocessor & Computer Programming for \$149.95 plus \$3 p&h.

Total Enclosed (Conn. res. add. tax) \$\_\_\_\_\_

NAME \_\_\_\_\_

ADDRESS \_\_\_\_\_

CITY \_\_\_\_\_ STATE \_\_\_\_\_ ZIP \_\_\_\_\_

Dealer Inquiries Invited

## SPECIFICATIONS

ELF II features an RCA COSMAC COS/MOS 8-bit microprocessor addressable to 64k bytes with DMA, interrupt, 16 registers, ALU, 256 byte RAM, full hex keyboard, two digit hex output display, 5 slot plug-in expansion bus (less connectors), stable crystal clock for timing purposes and a double-sided, plated-through PC board plus RCA1861 video IC to display and segment of memory on a video monitor or TV screen.

### EXPANSION OPTIONS

● **ELF II GIANT BOARD™ WITH CASSETTE** I/O RS 232-C/TTY I/O, 8-bit P I/O decoders for 14 separate I/O instructions and a system monitor/editor. Turns ELF II into the heart of a full size system with massive computing power! \$39.95 kit.

● **4k Static RAM.** Addressable to any 4k page to 64k. Uses low power 2102's. Chip select circuit allows original 256 bytes to be used. Fully buffered. Onboard 5 volt regulator. \$89.95 kit.

● **Prototype (Kluge) Board** accepts up to 36 IC's including 40, 24, 22, 18, 16, 14 pin. Space available for onboard regulator. \$17.00.

● **Gold plated 86-pin connector.** \$5.70

● **ELF II Full ASCII Keyboard** Upper & lower case. \$64.95 kit.

● **5 amp Expansion Power Supply** Powers the entire ELF II (Not required unless adding 4k RAM boards) \$34.95 kit.

All of the above PC boards plug directly into ELF II's expansion bus.

### ELF II TINY BASIC

Communicate with ELF II in BASIC. ELF II Tiny BASIC is compatible with either ASCII keyboard and TV screen or standard teletype/video terminal utilizing RS 232-C or 20 mil TTY interface. Commands include SAVE and LOAD for storing programs on standard cassettes, a plot command to display graphic information and special commands for controlling ELF II I/O devices: 16-bit integer arithmetic,  $\pi$ ,  $x$ ,  $\pi$ , ( ), 26 variables A-Z. Other commands include LET, IF/THEN, INPUT, PRINT, GO TO, GO SUB, RETURN, END, REM, CLEAR, LIST, RUN, PLOT, PEEK, POKE. Comes with maintenance documentation and excellent user's manual that allows even beginners to use ELF II for sophisticated applications (4k memory required). \$14.95 on cassette tape.

### Coming Soon...

- D-A A-D Converter
- Controller Board
- Cabinet
- Light Pen (lets you write or draw anything on a TV screen. Imagine having a "magic wand" that writes like a crayon!)

# Train with NTS for the MicroComputers, digital the first name



## MicroComputers

The world of electronics is daily becoming more challenging. Technology is growing more specialized, and the importance of digital systems increases every day. Test instruments, home entertainment units and industrial control systems are all going digital. And now, NTS training programs include a wider choice of solid-state and digital equipment than ever before offered in any home study course: Advanced NTS/Heath digital color TV (25" diagonal with optional programming capability), NTS/Heath microcomputer, digital test equipment, digital stereo receiver (70 watts per channel), NTS compu-trainer, plus much more state-of-the-art equipment to make your training exciting and relevant.

The equipment you receive with NTS training programs is selected to provide you with a solid

background in electronic systems. Kits and lessons are designed to work together to demonstrate electronic principles and applications. The kit-building not only shows you how electronic hardware functions, but how various circuit designs accomplish different purposes. Your lessons guide you through any number of experiments associated with many projects. This is the Project-Method, and it works. Step-by-step, you learn how and why digital electronics has become a part of our world, and the even bigger role it is sure to play in the future.

Whether you are looking for training in Consumer, Commercial, or Industrial electronics, NTS offers fourteen courses, some basic, many advanced, in several areas of electronics. An all-new full-color NTS catalog shows you what each course covers,



**Send a card. Start a career.** NTS' project-method courses can start you on a new, exciting career. Learn Electronics with our new GR 2001 computerized color TV (25" diagonal), with optional programming capability. NTS also has courses in Air Conditioning, Mechanics, Home Appliances. Send this card. We'll rush you our new full-color catalog. All absolutely free. **NO OBLIGATION, NO SALESMAN WILL CALL.**

NTS guide to careers in Electronics

**ELECTRONICS DIVISION**

- Color TV Servicing
- B&W TV and Radio Servicing
- FCC License Course
- Basic Electronics
- Electronic Communications
- Electronics Technology
- Computer Electronics
- Audio Electronics Servicing
- Digital Electronics
- MicroComputers/ MicroProcessors

**MECHANICS DIVISION**

- Master Course in Auto, Truck & Diesel Mechanics
- Automotive Mechanics
- Engine Tune-Up and Diagnostic Analysis

**AIR CONDITIONING, REFRIGERATION, HEATING DIVISION**

- Master Course in Air Conditioning, Refrigeration & Heating

**HOME APPLIANCES DIVISION**

- Home Appliance Master Technician's Course
- Handyman Appliance Repair

Approved for Veteran Training. Check for details.

Check if interested ONLY in classroom training in Los Angeles.

205-068

Name \_\_\_\_\_ Age \_\_\_\_\_

Address \_\_\_\_\_

Apt. \_\_\_\_\_ City \_\_\_\_\_

State \_\_\_\_\_ Zip \_\_\_\_\_

**NATIONAL TECHNICAL SCHOOLS**

Technical-Trade Training Since 1905. Resident and Home-Study Schools.  
4000 S. Figueroa St., Los Angeles, Calif. 90037

FIRST CLASS  
Permit No. 3087  
Los Angeles,  
California

**BUSINESS REPLY MAIL**

No Postage Stamp Necessary if Mailed in the U.S.


POSTAGE WILL BE PAID BY:

**NATIONAL**  **SCHOOLS**  
**4000 South Figueroa Street**  
**Los Angeles, California 90037**



# electronics of the future.

systems and more...from  
in home study.



and every piece of equipment included.

Send for it today, and see for yourself what's really happening in electronics training technology at NTS. Find out how much has changed, and what new directions the field is taking. You'll probably want to be a part of it.

It's free. Just mail the card or coupon. Today.

**NO OBLIGATION. NO SALESMAN WILL CALL.  
APPROVED FOR VETERAN TRAINING.**

**NATIONAL TECHNICAL SCHOOLS**

TECHNICAL-TRADE TRAINING SINCE 1905  
Resident and Home-Study Schools  
4000 South Figueroa St. Los Angeles, Calif. 90037

**NATIONAL TECHNICAL SCHOOLS** Dept. 205-068  
4000 South Figueroa Street, Los Angeles, California 90037

Please send FREE Color Catalog and Sample Lesson.

- Color TV Servicing
- B & W TV and Radio Servicing
- FCC License Course
- Electronic Communications
- Electronics Technology
- Audio Electronics Servicing
- Digital Electronics
- MicroComputers/MicroProcessors

Name \_\_\_\_\_

Address \_\_\_\_\_

Apartment Number \_\_\_\_\_ Age \_\_\_\_\_

City \_\_\_\_\_

State \_\_\_\_\_ Zip \_\_\_\_\_

Check if interested in G.I. Bill information.

Check if interested ONLY in classroom training in Los Angeles.

# Focus On Speaker Systems

BY IVAN BERGER, *Senior Editor*

*A buying guide to loudspeaker systems,  
including model comparisons.*

## I. UNDERSTANDING THE SPECIFICATIONS

**T**HE SPECIFICATIONS on the following pages cover the vast majority of high-quality speaker systems available in the U.S. and though specs alone can't tell you what a speaker sounds like, they can serve as a preliminary screening guide to help you narrow down your list of speakers to the few most likely to suit your requirements. Since there are probably more manufacturers of speakers than of any other high-fidelity component, that can save you a lot of time.

### **Nationally Advertised Value.**

The prices listed in our guide are those that are nationally advertised by the manufacturers. But dealers in your area may offer lower ones—check before buying. The fact that discounts are available on some models means that you needn't restrict your list of possibilities to those whose nominal price is within your budget—models listed at up to one-third more than your budget figure may actually be available in your price range. On the other hand, don't be too surprised if some of the prices listed here have risen by the time you get to an audio dealer. Speaker manufacturers' costs go up, too, and fluctuations in foreign-exchange rates can play havoc with the cost of imports.

When setting your speaker budget, don't stint. Speakers have a greater effect on your system's overall sound than any other component, so it pays to invest substantially in them. But if two speakers sound absolutely *equal* to you (they'll rarely sound absolutely *alike*), feel free to buy the less expensive ones if all else meets your needs.

**Enclosure Types.** Like most technical specifications, this one is sometimes over-emphasized in sales literature. In most cases today, it's possible to build equally good-sounding—and even similar-sounding—systems with any enclosure type. But every speaker must have some sort of baffle or enclosure to keep the waves that radiate from the back of the speaker from mixing uncontrollably with the front waves. Since the front and rear waves are out of phase, uncontrolled mixing would allow them to neutralize each other, cancelling the sound. In practice, this only occurs at the low frequencies, where the wave lengths are longer than the distance around the baffle. For this reason, enclosure design has most effect on the bass frequencies.

Acoustic-suspension or "air-suspension" enclosures are small, sealed boxes whose trapped air serves as the spring for otherwise floppy speakers. Acoustic-suspension speakers have been most popular for years because they can deliver clean, deep bass from comparatively small enclosures. The drawback of acoustic-suspension systems has been their low efficiency: all else being equal, it takes more power to drive an acoustic-suspension speaker to a given output level than it takes to drive most other systems.

The bass-reflex system, unlike the air-suspension type, has an opening or "port" through which the low-frequency driver's back wave can escape to the front. With careful design, this wave can be made to emerge in-phase with the woofer's front wave, just at the frequencies where the woofer needs

help most. You'll find more and more bass-reflex systems among the newer models, since the characteristics of such systems can now be more precisely formulated than a decade ago. This allows designers to eliminate boomy resonances that formerly characterized some reflex systems. And since the back wave is used, not wasted, reflex speakers tend to have higher efficiency than air-suspension types.

Passive radiators (also known as "drone cones" or "auxiliary bass radiators") are sometimes used in place of ordinary open vents. At least one manufacturer therefore calls them "vent substitutes."

Several of the formulas for vented-speaker designs involve the deliberate acceptance of small response irregularities, which can easily be corrected with external equalizers, in exchange for better performance in areas where equalizers cannot help. The equalizer must be carefully matched to the speaker in such cases, and several speakers which come with such external equalizers are listed here. Not all reflex systems offer high efficiency, though. The formulas that now govern reflex system design allow a trade-off between efficiency, deep bass, and enclosure size. Designers may choose to give you more of one in return for less of another.

"Transmission-line" or "acoustic-labyrinth" designs are basically long, padded tubes, folded back and forth to fit into a box of a convenient-size. This is a very clean way to absorb the back wave of the speaker, but its absorption means it cannot contribute to efficien-



cy. Some labyrinths (only the closed type are true transmission lines) therefore are open-ended, tuned so that the back wave emerges in phase at a low frequency where its contribution will be useful.

Horn speakers, today a rarity among woofer enclosures (though horn tweeters are still common) have the highest efficiency of any speaker, and gain low distortion by keeping cone movement small. But their mouths must be immense for good bass output, so the most common type is the "corner horn," which uses the walls of a room corner as part of the horn. Such speakers are, however, expensive—the horn must be folded in upon itself like the labyrinth, making the enclosure complicated to build—and still large. And they can only be used in rooms having suitable corners. (Not all corner speakers are horns, though—and placing any speaker in a corner will reinforce bass response.)

Open baffles also work, but they must be large in order to control bass cancellation. The Transar and many full-range electrostatic and planar speakers use such baffles.

**Woofer Size and Type.** It's generally believed that the bigger the woofer, the lower the bass. But that's only true if the enclosure is made larger, too. Larger woofers do have lower resonant frequencies when measured in free air. But once mounted in an enclosure, a larger woofer will (all else being equal) exhibit a higher resonant frequency than a smaller one mounted in the same box! The larger cone moves more air for the same degree of cone excursion. Moving more air into a box of a given size raises the air pressure in the box, stiffening the "air spring" the driver is pushing against. Since the resonant frequency depends on both the mass (of cone and air) and the compliance, or springiness, of the air and the driver suspension, the reduction in air compliance raises the system's resonance more than the increased driver mass lowers it.

Within a given enclosure, then, a larger woofer (which moves more air for a given cone excursion) will produce bass more efficiently—but a

smaller woofer will produce deeper bass frequencies, though weaker in output. Enlarging the enclosure lets the larger woofer deliver deep bass, too, and more efficiently. But the system then takes up more space and costs more. In short, don't expect woofer size alone to make one system deliver deeper bass than another.

Most woofers are standard cone drivers, regardless of enclosure type. Even here, however, there are some variations. Many makers now use woofers covered or impregnated with plastics (commonly Bextrene) or carbon fibres, to stiffen the woofer and increase its internal damping, both of which reduce cone breakup distortion.

Some manufacturers use very shallow woofers, to minimize the phase differences between woofer and tweeter. Others stagger their drivers, so that the tweeter's mouth is far behind the woofer's. Both techniques put the woofer and tweeter voice coils in the same plane, allowing the output from both drivers to reach the listener at precisely the same time, not a tiny fraction of a second apart (provided the crossover networks dividing the sound between woofer and tweeter do not add time delay problems of their own). Opinions are divided as to whether or not phase-coherent design audibly improves the sound, but there's no question that phase-coherence can't degrade it.

Planar woofers, such as the various electrostatics and the "flat-panel" speakers driven by regular or distributed voice coils, are usually in open baffles. Either the baffles or the speaker driving elements (preferably the latter) must be large to deliver sound power at low frequencies. In practice, this means that such speakers often require additional subwoofers for the very low bass—note the rated frequency-response figures in our chart.

#### **Other Driver Sizes and Types.**

Most speaker systems use at least two separate drivers—a massive woofer for the lows and a small tweeter for the highs—and many use 3 or more driver sizes. This is because each end of the frequency spectrum imposes opposite requirements on a driver. Bass response requires a large driver that can

move a lot of air and handle a great deal of power. Treble response requires as light a driver as possible (which also improves transient response). In addition, it requires a small driver, for broad, even dispersion. (Dispersion is a function of the ratio between driver size and sound wavelength.) Midrange dispersion is rarely a problem, especially in speakers with separate midrange drivers. So high-frequency dispersion—as evidenced by tweeter size—is probably the most important specification in this column.

Dome tweeters have no better (or worse) dispersion than cone types of equal size. However, dome tweeters have larger voice coils, which allows more power-handling capacity—and also increases the size and cost of the magnet that must be used with them.

Electrostatic tweeters tend to have limited excursion, which makes it easier to give them good transient response, but also means they must be larger than cone types, which limits their dispersion. For that reason, most electrostatic tweeters use several tweeter elements, angled apart to cover a wider sound field. (Some nonelectrostatic tweeters do this, too.)

Horn tweeters allow a small, light diaphragm with good transient response to radiate appreciable power efficiently without breaking up. The driving diaphragm is usually a dome or flat diaphragm with a conventional voice coil, but more and more horn tweeters use piezoelectric drivers, solid-state devices that produce sounds by flexing in response to signal voltages. But designing horns for good high-frequency dispersion is hard. The approaches taken include the use of multi-cellular horns, and of "acoustic-lens" louvers at the horn mouth.

**Crossover Point.** Dividing the frequency range between several different drivers requires that each driver handle only that part of the range that it's designed for. Electrical "crossover networks" ensure that each driver get only its proper range, and that response slopes off at those frequencies that another driver should handle. In practice, the frequency ranges of ad-

## Focus On Speaker Systems Continued

joining drivers overlap, and there is a point—the crossover frequency—where each is contributing half the total radiated sound. The more divisions, the more such frequencies: a two-way (woofer-tweeter) system has just one crossover point; a three-way (woofer-midrange-tweeter) system has two crossovers, and so on.

**Impedance.** A speaker's impedance changes with frequency. Its rated impedance is usually the lowest impedance it will reach at any point within its frequency range (generally, the mid-bass region). Usually given as 4, 8 or 16 ohms, impedance is mainly important when you intend to connect more than one pair of speakers to the same amplifier. Many amplifier circuits can be damaged by the 2-ohm impedance which results from operating two 4-ohm speakers in parallel. Unless you know your amplifier can handle it, buy higher-impedance speaker systems for multiple-speaker installations.

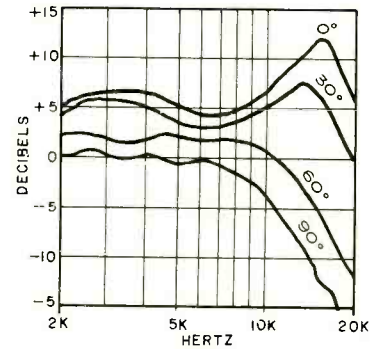
**Frequency Response.** This specification is useful, but only as a rough guide: measurement standards vary, and a speaker's measured response will vary with the microphone position and the space surrounding the speaker when it's tested. The specified response might be the on-axis response in an anechoic chamber, the on-axis response in a reverberant chamber (which would show more bass—how much more depending on the chamber

size and shape), or a total-radiated-power response taken in a reverberant room but including both on-axis and off-axis measurements.

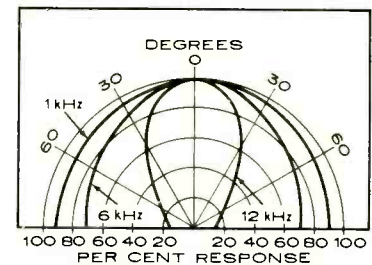
Frequency response figures which specify how many decibels (dB) the sound varies over the indicated range are more meaningful than those which simply state the frequencies spanned. You know that a speaker that is within  $\pm 6$  dB from 30 to 18,000 Hz has fairly substantial bass response, but a speaker whose response is stated only as an unqualified "30 to 18,000" could be considerably more than 6 dB down at 30 Hz (though it could be less than 6 dB down, too). Without the qualification in dB, you just can't tell.

**Sensitivity and Minimum Recommended Power.** These useful specifications help determine how much amplifier power you need to drive the speaker system satisfactorily. (Remember that, when driving two speakers, each gets about half the amplifier power, so a "20-watt" minimum means 20 watts per channel.)

Sensitivity (which is a measure of efficiency) is usually stated in terms of sound output from a 1-watt signal measured at a 1-meter distance. For example, a signal that delivers 92 dB SPL (sound pressure level) from a 1-watt signal will require 3 dB less power for a given output than one which delivers 89 dB from the same watt. Thus, the more sensitive (more efficient) speaker can be used with an amplifier half as



*Dispersion can be shown by superimposing frequency-response graphs taken at several angles (above) or as polar plots for several frequencies (below).*




powerful as the 89-dB speaker would require. The catch, though, is that the rating varies according to the frequency components of the test signal used. Therefore, the manufacturer's minimum power recommendation should be given at least as much weight as the sensitivity figure.

*E-V Interface: B has matching equalizer, passive radiator.*



*Technics SB 6000A has stepped-back drivers for phase correction and ducted port.*

*AR-15 air suspension system with dome tweeter.*





**Power-handling Capacity.** This tells you both how much power the speaker can safely accept. Since this specification is not rigidly defined, you should use it only as a rough guideline.

We've distinguished, where possible, between those power-handling ratings that specify momentary peak input power and those that specify continuous power capacity. However, that still leaves open the question of how long a signal of that power is safe in either case, and what the frequency components of the test signals were. In general, it's safe to use an amplifier whose continuous-power rating is the same as or a little larger than the speaker's, or one-half the speaker's peak power rating. But you can use amplifiers with higher power if you're careful not to drop the tonearm onto the groove with the volume control well up, or to plug and unplug signal sources while the amplifier is on, either of which can create speaker-blowing transients on almost any system. You can also use a high-power amplifier if you don't play your system so loud it goes into audible distortion.

If you combine the maximum power figure with the sensitivity rating, you can tell how loud the speaker can be safely played. Since 20 watts is 13 dB above one watt, a speaker with a power-handling capacity of 30 watts and a sensitivity figure of 93 dB for 1 watt input can play at levels of up to 106 dB (93 + 13 dB) with some presumption of speaker safety. That is probably loud enough for most classical listeners, but not for the truly dedicated rock listener, who would probably prefer a limit of 110-115 dB.

Still, check the speaker at your preferred listening level before buying it. The figures tell you only how loud the speaker can play without damage—not how loud it can play without audible distortion.

**Level Controls.** The sound of most speakers can be altered somewhat to account for listener preferences as well as the acoustics of the listening room and the speakers' location therein by altering the high-to-low-frequency balance. This usually requires at least a tweeter level control, and may also

involve additional controls for the mid-range and other drivers. (Woofer controls are almost unheard-of.)

The more such controls there are, and the more continuous their adjustment (as opposed to simple two- or three-position switches), the more precisely the speakers' frequency balance can be adjusted. But the more adjustments there are, the harder you'll have to work to get it just the way you want. Incidentally, tweeter-level settings labelled "flat" or "normal" are just recommendations—alter them if you feel that it makes an improvement.

**Dimensions and Weight.** These have little to do with the sound of a speaker (save that, all else being equal—which rarely occurs—bigger cabinets permit lower bass with fewer trade-offs). But they do help determine how well a speaker will fit into your home. Dimensions are most important, of course, if you plan to locate your speaker systems on bookshelves. And for shelf mounting, weight is important, too. Make sure your shelf can handle any speaker you plan to put on it. ◇

## II. UNDERSTANDING WHAT YOU HEAR


**T**HE SPECIFICATION sheet for a speaker system tells the buyer less about the system's sound than do the similar sheets for other audio components. Thus, the speaker buyer is

forced to rely heavily on the judgment of his own ears—superbly sensitive instruments, but not very precisely calibrated ones.


The art of buying a good speaker

must therefore begin with training our ears and minds to appreciate and understand what we are hearing. Untrained, it is too easy to fall under the seductive spell of a speaker that


*Powered Advent has amplifier inside rear panel.*



*JBL L212 has mid/high-frequency "satellites" and common bass module.*



*Klipschorn folded-horn system.*



## Focus On Speaker Systems Continued

makes one type of program material sound startlingly real only to find its sound inadequate for those types of music you listen to most often. The sound you hear in one acoustic environment is likely to be very different in another listening room, too. There are no perfect speakers. But to the knowledgeable ears, the least imperfect speaker is the one which reproduces recorded sound most realistically, imposing the least possible coloration on that sound.

Assessing realism is, however, difficult. If you attend live concerts of acoustical—not electrical—instruments, you can use them to sharpen your listening judgements. Before shopping for a speaker, attend a concert or two. Close your eyes and analyze the sound you hear, attempting to sum up verbally the differences between this sound and the sound of the same music played at home. The verbal summation is important—words are easier to remember precisely than are subtle differences in sound.

Rock concerts are less useful training for the ear, because rock records rarely attempt to reproduce the concert sound. Instead, rock performances strive to reproduce on stage the sonic experiences that are so easily achieved in the recording studio. Besides, the sound you hear from electrically amplified performances is the sound of the amplifiers and speakers used. Recordings are usually made by direct pickup from the instruments

themselves, rather than by microphones aimed at the speakers you'd hear at a concert.

**Your Own Tests.** In an audio dealer's store, intelligent listening can quickly screen out the most blatantly colored or limited speaker systems. Listen to as many types of program material as you can, but with special emphasis on the kinds of music you will listen to at home. Any speaker which seems to lack highs or lows on all recordings should be rejected. The ear is easily fooled, however, since many colorations sound quite pleasing—on some material. For instance, listen to whether the bass seems rich and full and whether it is rich and full on many different notes. Or does it lend all such notes the same pitch, which is a sign of uncontrolled bass resonance? (Note, too, that below the resonant frequency, speaker output drops off dramatically.) Make sure the musical notes you hear are the ones being played, as well. On a descending passage of bass notes, for example, the fundamental tone should keep descending, not reach a plateau and stop. Some speakers falsify bass by "doubling," delivering a distorted overtone of notes below a real low-frequency limit. In this case, a distorted 60-Hz note, may be heard when a clean 30 Hz is called for. If you could play a sweep-frequency record through such loudspeakers, you would hear the sound fade cleanly as the frequency

lowered, then come back at higher volume with higher pitch. A good speaker will simply fade out below its low-frequency cutoff. It's always better to miss a few rarely recorded bass tones that are there than to muddy the sound output with tones that weren't recorded to begin with.

Test reports are a help, of course—even reports on speakers you do not intend to buy. Listen to speakers about which you have read reports, and try to correlate what you hear with what the tester heard and measured. Do this for several speakers. This will help you differentiate various speaker deficiencies and virtues.

While frequency-response specifications tell you comparatively little about a speaker, frequency-response *graphs*—whether in specification sheets or test reports—tell you a great deal. Minor squiggles can be ignored since all speakers have them (though some speaker specification sheets smooth out curves for public consumption). In your mind, however, shade in the spaces between the response curve and the reference-level chart line. The audibility of response deviations is roughly proportional to this mentally shaded area. Broad, shallow bulges and dips will be plainly audible. So will sharp but high-amplitude resonances. However, resonant peaks and dips that are both sharp *and* short will not greatly affect the speaker's sound.

Observe, too, at what frequency extremes response begins to drop off,

*B.E.S. Geostatic's dipole planar drivers radiate from both sides.*



*H.H. Scott Pro-100 also reflects sound from ceiling.*



*Heil AMT tweeter squeezes air instead of pushing it.*





and how fast it drops. At the bass end, look for a speaker that rolls off smoothly, rather than one which exhibits an exaggerated response hump just above the roll-off point.

Teach yourself also to recognize the effects of room acoustics on speaker demonstrations. Bear in mind that if the room you'll listen in at home has a greater percentage of hard surfaces than the store's listening room, you'll hear more highs at home. If your room

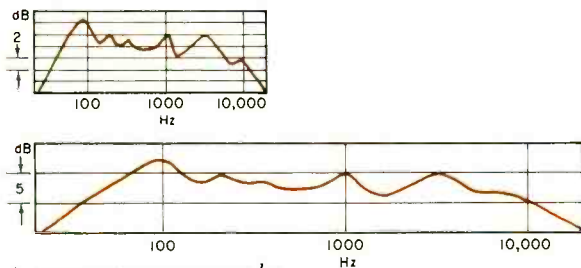
A heavily upholstered room or a turned-down tweeter control can help correct for a speaker whose high-frequency response is exaggerated, but still smooth. It cannot correct, however, for shrillness caused by peaks within the treble region. One can only eliminate these by turning down the treble enough to lose the desired highs as well. Sometimes, though, an equalizer can help here. Similarly, one cannot count on a room that is more "live"

corner on one side of the room will be farthest from it at the other. This gives each pair of speaker systems demonstrated a roughly equal chance.

Long listening sessions lead to listener fatigue, and consequent errors of judgement. So do not assume that you'll be able to pick the perfect speaker (for you) in one visit to a dealer. Take your time; limit your listening experience. You're making a substantial investment to last for many years.

Be sure not to try to compare three or more systems at once. Your sound "memory" won't be good enough. To truly discern the difference between speakers, you must compare two pairs at a time. When you have chosen the better pair, you then may compare them to a third set.

The speakers you're comparing must be *precisely* matched in level. If one speaker is grossly louder than the other, you will hear this mainly as a difference in sound level. But if they differ by only a fraction of a decibel, you are likely to judge the louder one as being clearer, and not attribute the difference to volume at all. Dealers today frequently provide for such level matching in their speaker switchers (the level-match attenuators used should be between the system amplifier and preamp, not between amplifier and speaker). But this match should be rechecked frequently. Of two speakers balanced on, say, pink noise, one might be slightly louder when playing music with a good deal of bass con-



*A response curve can be made to look smoother by stretching the horizontal axis.*


is full of soft, absorbent surfaces, highs will be weaker. To some extent, the speaker's tweeter and midrange level controls can help compensate for this when you get it home. But, if the dealer's listening room is more absorbent than your own, and you have to turn the tweeter down to make it sound best in the store, then try another speaker—you may not have enough adjustment range left to compensate for the acoustics in your home.

compensating fully for a system with deficient treble response.

Note, too, how speaker placement in a room affects bass response. Resting a speaker on a floor accentuates its bass; placing it on the floor in a corner accentuates it further. Raising it above the floor on a stand (or bookshelf) will reduce bass. Conscientious dealers often try to equalize for these effects by setting up the speakers asymmetrically, so that the speaker nearest the




*Pioneer horn tweeter is segmented for dispersion.*



*Sansui 3-way system. Note horn tweeter with acoustic lens.*

*Bose 901 reflects most of its sound from room wall.*



## Focus On Speaker Systems Continued

tent, and the other slightly louder when playing music strong in treble tones.

As you compare two sets of speakers, spend some time switching quickly between them (preferably in midpassage, not just as the music changes) to hear how each handles essentially the same sounds. Also spend some time listening to each at length.

Listen to as many types of sound as possible. Bring records you're familiar with (fresh copies, if your old ones are worn or dirty), covering as many types of music as possible. Listen also to the noise heard between stations on an FM tuner or receiver.

Why noise, when the emphasis thus far has been on reproducing music naturally? Simply because FM noise contains a balance of all the frequencies over a range of about 50 to 15,000 Hz. Peaks and dips in a speaker's response will often show up quickly on white noise, when you might otherwise have to wait a long time for music to hit a note that would expose them clearly. The sound should be a smooth rushing noise, with both bass and treble clearly present. Grittiness or roughness is one sign of coloration. So is a milky smoothness, usually the sign of insufficient treble. If all you hear is hiss, on the other hand, there's probably too little bass response. The sound should seem high-pitched with no specific pitch attributable to it. Any distinct pitch you can hear is because a resonance overemphasizes a single frequency or narrow frequency band.

Here's an interesting test one can make to check for the nasality or honkiness that afflicts speakers with over-emphasized midrange response. With your hands cupped over your mouth, say "Shhhhh"; then listen to the same sound made with your hands removed. White noise should have the same smooth, rushing quality as in the second example. If the speaker sounds as though its hands were over its mouth, it will add nasal coloration to the music.

Noise is also a good test for high-frequency dispersion. Starting from a point on the speaker's axis, walk to either side until the high-frequency sound quality changes noticeably. Then continue walking slowly until the hissiness disappears from the sound.

The farther from the speaker's axis you must go to reach these points, the broader and more even the speaker's high frequency dispersion. If, with your eyes closed, you can reliably tell just when you're directly on the speaker's axis, its dispersion is deficient.

While you're tuned to FM, listen to some deep-voiced male announcers. They should sound natural, as if they were in the room with you, not as if they were in a rain-barrel or tub. This boominess or chestiness is a sign of a speaker-response peak at about 100 to 200 Hz. (Check several announcers, though, to be certain that the problem doesn't rest with the broadcast studio or your reception area.)

The ultimate speaker test is on music, of course. That, after all, is what you're buying speakers to hear. Each type of music has different information to impart about the speakers you're auditioning.

Try rock music, where it's easy to listen for bass definition. Transient thumps should be sharp and powerful, not softened into a mushy drone. You should be able to play the speaker as loud as you like, using an amplifier of the wattage you intend to use at home without breakup or distortion from speaker or amplifier. (If the amplifier distorts, then you need a more efficient speaker or you must revise your amplifier selection.)

Rock piano should be clear, transparent, almost bell-like. If it's jangly or annoying, that's usually a sign of high-frequency peakiness or distortion; if too soft, and sweet, the speaker system probably lacks satisfactory treble.

Now listen to massed orchestras or—still better—choruses. You should be able to hear them as groups of individual instruments or voices, not a puree of sound. This is one of the best possible tests for speaker clarity.

String instruments are rich in harmonics and, therefore, a good test of distortion and high-frequency response. Solo and chamber recordings should let you hear the bite of bow on string but without rasping. Cellos should sound full, not thin or ponderous. Massed violins should have a silky sheen, not shrill or dull. Animated

passages will reveal more than slow, legato ones.

Organ pedal notes do demonstrate low-bass capability, but they take a long time to build up, so they are not as exacting a test as a good swift thump of bass drum or tympani.

There isn't time in the audio showroom to play every selection on every record you bring as demonstration material. So carefully note what you want to play before you reach the store. If some of your records aren't conveniently divided into bands, you can make a cardboard index that can fit against the spindle as a guide to where to put down the tonearm.

Listen carefully at both the highest levels you're likely to listen to at home and at the lowest. The speaker's sound should not change radically (other than your ears' fading out on bass as it gets lower and a slight loss of treble) as the level diminishes.

Check also for instrument positions. You should be able to differentiate clearly the positions of the various instruments and voices within the stereo fields (easier on some records than others). Be skeptical of speakers with strong, immediate appeal. The speakers that instantly excite you often do so because they sound greatly different from those faithfully reproducing recordings. Perfect speakers, if they existed, would all sound alike. Among high-quality systems a speaker's superiority is likely to be fairly subtle.

Note that every speaker system does not aim all its sound directly forward. Some have drivers facing to the sides, the top, or even to the rear. (And dipoles, of course, project sound equally to both the front and the rear.)

In most cases, this involves midrange and treble drivers whose indirect output, reaching the listener by reflection, may overcome some room acoustic problems, enlarge the apparent sonic space, or simply make the sound richer. Some critics, however, feel that it also diffuses the stereo image or makes solo instruments sound unnaturally large. Here again, the listener should make up his or her own mind. Side-firing woofers, however are there to eliminate an upper-bass dip caused by wall reflections. ◇



# SPEAKER SPECIFICATION GUIDE

Manufacturer and model	Price (\$)	Price (\$/pair pair)	Enclosure type	Driver size (in.)	Driver type	Number	Crossover frequency (Hz)	Frequency response (Hz)	Sensitivity (SPL in dB at 1 meter w/ 1W input)	Impedance (ohms)	Min. input (watts)	Max. input (watts)	Level controls (number/type)	C-cont. variable (S switched)	Dimensions (H x W x D in.)	Weight (pounds)	Remarks																																																																																																																																																																																																																																																																																																																																																																																																																																																																																																																																																																																																	
AAL Studio 6	430	air susp.	10	—	4	1000	18-25k ±3	94 8	20	200C	2C	38x24x16	90	Fused;	pedestal base.																																																																																																																																																																																																																																																																																																																																																																																																																																																																																																																																																																																																			
			4x10	horn	1	7000	3									piezo	Studio 4	300	air susp.	15	—	1	1000	20-25k ±3	93 8	10	150C	2/C	31x24x16	80	Fused;	pedestal base.	4x10	horn	1	7000	3	piezo	Studio 2001	220	reflex	10	—	1	600	25-25k ±3	88 8	10	80C	1/C	37x13x11	50			8	—	1	2000	3	—	3	piezo	1	7000	1	—	Studio 3"	200	air susp.	12	—	1	1000	25-25k ±3	93 8	10	100C	2/C	26x15x13	48	Fused.		4x10	horn	1	7000	3	piezo	Studio 2	150	air susp.	10	—	1	4000	27-25k ±3	92 8	10	50C	—	25x14x11	32	Fused.		3	piezo	1	7000	2	ring	Apollo 2915	140	reflex	15	—	1	1000	20-22k ±3	91 8	5	50C	—	30x18x11	44			5	cone	2	2500	1	—	Apollo 8853	130	reflex	8	—	2	1000	25-22k ±3	92 8	5	60C	—	37x13x11	50			5	cone	1	5000	2	—	Apollo 2712	95	reflex	12	—	1	1000	25-22k ±3	92 8	5	50C	—	27x16x11	36			5	cone	1	5000	2	—	Studio 1	90	air susp.	8	—	1	4000	35-20k ±3	91 8	5	30C	—	22x11x10	24			2	—	1	—	Acoustat XM	n2600	dipole	2.8 ft.	elect.	3	—	30-20k ±3	—	50k	—	—	2/C	60x37x2	100	Built-in servo amplifier.	X	p1995	dipole	—	elect.	—	—	30-20k ±3	—	50k	—	—	2/C	48x28x19	105		Acoustical Engineering Mach IV	1595	horn	15	—	1	400	16-20k ±5	—	8	10	100	—	41x42x30	175		8	—	1	2500	2	horn	Saratoga	995	horn	12	—	1	500	20-20k ±5	—	8	10	80	—	30x28x22	150		8	—	1	3000	1	horn	Model 5A	895	horn	12	—	1	500	20-20k ±5	—	8	10	80	—	30x29x21	125		8	—	1	3000	1	horn	Mini-Corner Horn	595	horn	8	—	1	800	32-18k ±5	—	8	10	60	—	24x18x12	85		4	—	1	5000	1	horn	Acoustic Research AR9	650	air susp.	12	—	2	200	28-25k -3	87 4	40	400	3/S	53x15x16	138	Site firing woosers;	extension circuitry.	8	—	1	1200	1	dome	AR10"	450	air susp.	1 1/2	dome	1	7000	35-25k -3	86 4-8	25	150	3/S	25x14x11	55	Woofer en-	vironmental control.	3/4	dome	1	525	5000	AR11	350	air susp.	12	—	1	525	35-25k -3	86 4	25	150	2/S	25x14x11	50			1 1/2	dome	1	5000	1	dome	AR12	250	air susp.	10	—	1	700	43-25k -3	86 8	25	150	2/S	25x14x11	38			2	—	1	4000	1	dome	AR14	180	air susp.	10	—	1	1300	43-24k -3	86 8	15	100	1/S	25x14x11	35			1	dome	1	—	AR15	130	air susp.	8	—	1	1700	48-24k -3	85 8	15	100	1/S	22x12x8	24			1	dome	1	—	AR17	p190	air susp.	8	—	1	2000	48-21k -3	86 8	15	100	1/S	19x10x9	17	Pairs only.		1 1/4	press.	1	—	AR18	p130	air susp.	8	—	1	2000	58-21k -3	86 8	15	100	1/S	17x10x6	14	Pairs only.		1 1/4	press.	1	—	Acousti-phase Phase III+	300	reflex	12	—	1	900	32-20k ±3	—	4-8	10	100C	1	25x15x14	50		5	—	1	5000	1	dome	Tower	260	reflex	10	—	1	1000	40-20k ±3	—	8	70C	2	37x13x13	59			3 1/2	—	1	5000	1	dome	Phase II	220	reflex	10	—	1	1200	35-20k ±3	—	4-8	10	70C	1	25x14x13	48		5	—	1	1500	1	dome	Monitor	180	reflex	12	—	1	1500	35-20k ±4	—	4-8	10	70C	1	25x14x14	48		1	dome	1	—	Phase I	130	reflex	8	—	1	1600	40-20k ±4	—	8	5	50C	1	22x13x11	29		1	dome	1	—	Microphase	90	reflex	6 1/2	—
Studio 4	300	air susp.	15	—	1	1000	20-25k ±3	93 8	10	150C	2/C	31x24x16	80	Fused;	pedestal base.																																																																																																																																																																																																																																																																																																																																																																																																																																																																																																																																																																																																			
			4x10	horn	1	7000	3									piezo	Studio 2001	220	reflex	10	—	1	600	25-25k ±3	88 8	10	80C	1/C	37x13x11	50			8	—	1	2000	3	—				3	piezo	1	7000	1									—	Studio 3"	200	air susp.	12	—	1	1000	25-25k ±3	93 8	10	100C	2/C	26x15x13	48	Fused.		4x10	horn	1	7000	3	piezo	Studio 2	150	air susp.	10	—	1	4000	27-25k ±3	92 8	10	50C	—	25x14x11	32	Fused.		3	piezo	1	7000	2	ring	Apollo 2915	140	reflex	15	—	1	1000	20-22k ±3	91 8	5	50C	—	30x18x11	44			5	cone	2	2500	1	—	Apollo 8853	130	reflex	8	—	2	1000	25-22k ±3	92 8	5	60C	—	37x13x11	50			5	cone	1	5000	2	—	Apollo 2712	95	reflex	12	—	1	1000	25-22k ±3	92 8	5	50C	—	27x16x11	36			5	cone	1	5000	2	—	Studio 1	90	air susp.	8	—	1	4000	35-20k ±3	91 8	5	30C	—	22x11x10	24			2	—	1	—	Acoustat XM	n2600	dipole	2.8 ft.	elect.	3	—	30-20k ±3	—	50k	—	—	2/C	60x37x2	100	Built-in servo amplifier.	X	p1995	dipole	—	elect.	—	—	30-20k ±3	—	50k	—	—	2/C	48x28x19	105		Acoustical Engineering Mach IV	1595	horn	15	—	1	400	16-20k ±5	—	8	10	100	—	41x42x30	175		8	—	1	2500	2	horn	Saratoga	995	horn	12	—	1	500	20-20k ±5	—	8	10	80	—	30x28x22	150		8	—	1	3000	1	horn	Model 5A	895	horn	12	—	1	500	20-20k ±5	—	8	10	80	—	30x29x21	125		8	—	1	3000	1	horn	Mini-Corner Horn	595	horn	8	—	1	800	32-18k ±5	—	8	10	60	—	24x18x12	85		4	—	1	5000	1	horn	Acoustic Research AR9	650	air susp.	12	—	2	200	28-25k -3	87 4	40	400	3/S	53x15x16	138	Site firing woosers;	extension circuitry.	8	—	1	1200	1	dome	AR10"	450	air susp.	1 1/2	dome	1	7000	35-25k -3	86 4-8	25	150	3/S	25x14x11	55	Woofer en-	vironmental control.	3/4	dome	1	525	5000	AR11	350	air susp.	12	—	1	525	35-25k -3	86 4	25	150	2/S	25x14x11	50			1 1/2	dome	1	5000	1	dome	AR12	250	air susp.	10	—	1	700	43-25k -3	86 8	25	150	2/S	25x14x11	38			2	—	1	4000	1	dome	AR14	180	air susp.	10	—	1	1300	43-24k -3	86 8	15	100	1/S	25x14x11	35			1	dome	1	—	AR15	130	air susp.	8	—	1	1700	48-24k -3	85 8	15	100	1/S	22x12x8	24			1	dome	1	—	AR17	p190	air susp.	8	—	1	2000	48-21k -3	86 8	15	100	1/S	19x10x9	17	Pairs only.		1 1/4	press.	1	—	AR18	p130	air susp.	8	—	1	2000	58-21k -3	86 8	15	100	1/S	17x10x6	14	Pairs only.		1 1/4	press.	1	—	Acousti-phase Phase III+	300	reflex	12	—	1	900	32-20k ±3	—	4-8	10	100C	1	25x15x14	50		5	—	1	5000	1	dome	Tower	260	reflex	10	—	1	1000	40-20k ±3	—	8	70C	2	37x13x13	59			3 1/2	—	1	5000	1	dome	Phase II	220	reflex	10	—	1	1200	35-20k ±3	—	4-8	10	70C	1	25x14x13	48		5	—	1	1500	1	dome	Monitor	180	reflex	12	—	1	1500	35-20k ±4	—	4-8	10	70C	1	25x14x14	48		1	dome	1	—	Phase I	130	reflex	8	—	1	1600	40-20k ±4	—	8	5	50C	1	22x13x11	29		1	dome	1	—	Microphase	90	reflex	6 1/2	—	1	1600	48-20k ±4	—	8	3	30C	—	18x11x8	38	
Studio 2001	220	reflex	10	—	1	600	25-25k ±3	88 8	10	80C	1/C	37x13x11	50																																																																																																																																																																																																																																																																																																																																																																																																																																																																																																																																																																																																					
			8	—	1	2000	3									—																																																																																																																																																																																																																																																																																																																																																																																																																																																																																																																																																																																																		
			3	piezo	1	7000	1									—																																																																																																																																																																																																																																																																																																																																																																																																																																																																																																																																																																																																		
Studio 3"	200	air susp.	12	—	1	1000	25-25k ±3	93 8	10	100C	2/C	26x15x13	48	Fused.																																																																																																																																																																																																																																																																																																																																																																																																																																																																																																																																																																																																				
			4x10	horn	1	7000	3									piezo	Studio 2	150	air susp.	10	—	1	4000	27-25k ±3	92 8	10	50C	—	25x14x11	32	Fused.		3	piezo	1	7000	2	ring	Apollo 2915	140	reflex	15	—	1	1000	20-22k ±3	91 8	5	50C	—	30x18x11	44			5	cone	2	2500	1	—	Apollo 8853	130	reflex	8	—	2	1000	25-22k ±3	92 8	5	60C	—	37x13x11	50			5	cone	1	5000	2	—	Apollo 2712	95	reflex	12	—	1	1000	25-22k ±3	92 8	5	50C	—	27x16x11	36			5	cone	1	5000	2	—	Studio 1	90	air susp.	8	—	1	4000	35-20k ±3	91 8	5	30C	—	22x11x10	24			2	—	1	—	Acoustat XM	n2600	dipole	2.8 ft.	elect.	3	—	30-20k ±3	—	50k	—	—	2/C	60x37x2	100	Built-in servo amplifier.	X	p1995	dipole	—	elect.	—	—	30-20k ±3	—	50k	—	—	2/C	48x28x19	105		Acoustical Engineering Mach IV	1595	horn	15	—	1	400	16-20k ±5	—	8	10	100	—	41x42x30	175		8	—	1	2500	2	horn	Saratoga	995	horn	12	—	1	500	20-20k ±5	—	8	10	80	—	30x28x22	150		8	—	1	3000	1	horn	Model 5A	895	horn	12	—	1	500	20-20k ±5	—	8	10	80	—	30x29x21	125		8	—	1	3000	1	horn	Mini-Corner Horn	595	horn	8	—	1	800	32-18k ±5	—	8	10	60	—	24x18x12	85		4	—	1	5000	1	horn	Acoustic Research AR9	650	air susp.	12	—	2	200	28-25k -3	87 4	40	400	3/S	53x15x16	138	Site firing woosers;	extension circuitry.	8	—	1	1200	1	dome	AR10"	450	air susp.	1 1/2	dome	1	7000	35-25k -3	86 4-8	25	150	3/S	25x14x11	55	Woofer en-	vironmental control.	3/4	dome	1	525	5000	AR11	350	air susp.	12	—	1	525	35-25k -3	86 4	25	150	2/S	25x14x11	50			1 1/2	dome	1	5000	1	dome	AR12	250	air susp.	10	—	1	700	43-25k -3	86 8	25	150	2/S	25x14x11	38			2	—	1	4000	1	dome	AR14	180	air susp.	10	—	1	1300	43-24k -3	86 8	15	100	1/S	25x14x11	35			1	dome	1	—	AR15	130	air susp.	8	—	1	1700	48-24k -3	85 8	15	100	1/S	22x12x8	24			1	dome	1	—	AR17	p190	air susp.	8	—	1	2000	48-21k -3	86 8	15	100	1/S	19x10x9	17	Pairs only.		1 1/4	press.	1	—	AR18	p130	air susp.	8	—	1	2000	58-21k -3	86 8	15	100	1/S	17x10x6	14	Pairs only.		1 1/4	press.	1	—	Acousti-phase Phase III+	300	reflex	12	—	1	900	32-20k ±3	—	4-8	10	100C	1	25x15x14	50		5	—	1	5000	1	dome	Tower	260	reflex	10	—	1	1000	40-20k ±3	—	8	70C	2	37x13x13	59			3 1/2	—	1	5000	1	dome	Phase II	220	reflex	10	—	1	1200	35-20k ±3	—	4-8	10	70C	1	25x14x13	48		5	—	1	1500	1	dome	Monitor	180	reflex	12	—	1	1500	35-20k ±4	—	4-8	10	70C	1	25x14x14	48		1	dome	1	—	Phase I	130	reflex	8	—	1	1600	40-20k ±4	—	8	5	50C	1	22x13x11	29		1	dome	1	—	Microphase	90	reflex	6 1/2	—	1	1600	48-20k ±4	—	8	3	30C	—	18x11x8	38																																																														
Studio 2	150	air susp.	10	—	1	4000	27-25k ±3	92 8	10	50C	—	25x14x11	32	Fused.																																																																																																																																																																																																																																																																																																																																																																																																																																																																																																																																																																																																				
			3	piezo	1	7000	2									ring																																																																																																																																																																																																																																																																																																																																																																																																																																																																																																																																																																																																		
Apollo 2915	140	reflex	15	—	1	1000	20-22k ±3	91 8	5	50C	—	30x18x11	44																																																																																																																																																																																																																																																																																																																																																																																																																																																																																																																																																																																																					
			5	cone	2	2500	1									—																																																																																																																																																																																																																																																																																																																																																																																																																																																																																																																																																																																																		
Apollo 8853	130	reflex	8	—	2	1000	25-22k ±3	92 8	5	60C	—	37x13x11	50																																																																																																																																																																																																																																																																																																																																																																																																																																																																																																																																																																																																					
			5	cone	1	5000	2									—																																																																																																																																																																																																																																																																																																																																																																																																																																																																																																																																																																																																		
Apollo 2712	95	reflex	12	—	1	1000	25-22k ±3	92 8	5	50C	—	27x16x11	36																																																																																																																																																																																																																																																																																																																																																																																																																																																																																																																																																																																																					
			5	cone	1	5000	2									—																																																																																																																																																																																																																																																																																																																																																																																																																																																																																																																																																																																																		
Studio 1	90	air susp.	8	—	1	4000	35-20k ±3	91 8	5	30C	—	22x11x10	24																																																																																																																																																																																																																																																																																																																																																																																																																																																																																																																																																																																																					
			2	—	1	—																																																																																																																																																																																																																																																																																																																																																																																																																																																																																																																																																																																																												
Acoustat XM	n2600	dipole	2.8 ft.	elect.	3	—	30-20k ±3	—	50k	—	—	2/C	60x37x2	100	Built-in servo amplifier.																																																																																																																																																																																																																																																																																																																																																																																																																																																																																																																																																																																																			
X	p1995	dipole	—	elect.	—	—	30-20k ±3	—	50k	—	—	2/C	48x28x19	105																																																																																																																																																																																																																																																																																																																																																																																																																																																																																																																																																																																																				
Acoustical Engineering Mach IV	1595	horn	15	—	1	400	16-20k ±5	—	8	10	100	—	41x42x30	175																																																																																																																																																																																																																																																																																																																																																																																																																																																																																																																																																																																																				
			8	—	1	2500	2									horn																																																																																																																																																																																																																																																																																																																																																																																																																																																																																																																																																																																																		
Saratoga	995	horn	12	—	1	500	20-20k ±5	—	8	10	80	—	30x28x22	150																																																																																																																																																																																																																																																																																																																																																																																																																																																																																																																																																																																																				
			8	—	1	3000	1									horn																																																																																																																																																																																																																																																																																																																																																																																																																																																																																																																																																																																																		
Model 5A	895	horn	12	—	1	500	20-20k ±5	—	8	10	80	—	30x29x21	125																																																																																																																																																																																																																																																																																																																																																																																																																																																																																																																																																																																																				
			8	—	1	3000	1									horn																																																																																																																																																																																																																																																																																																																																																																																																																																																																																																																																																																																																		
Mini-Corner Horn	595	horn	8	—	1	800	32-18k ±5	—	8	10	60	—	24x18x12	85																																																																																																																																																																																																																																																																																																																																																																																																																																																																																																																																																																																																				
			4	—	1	5000	1									horn																																																																																																																																																																																																																																																																																																																																																																																																																																																																																																																																																																																																		
Acoustic Research AR9	650	air susp.	12	—	2	200	28-25k -3	87 4	40	400	3/S	53x15x16	138	Site firing woosers;	extension circuitry.																																																																																																																																																																																																																																																																																																																																																																																																																																																																																																																																																																																																			
			8	—	1	1200	1									dome																																																																																																																																																																																																																																																																																																																																																																																																																																																																																																																																																																																																		
AR10"	450	air susp.	1 1/2	dome	1	7000	35-25k -3	86 4-8	25	150	3/S	25x14x11	55	Woofer en-	vironmental control.																																																																																																																																																																																																																																																																																																																																																																																																																																																																																																																																																																																																			
			3/4	dome	1	525	5000																																																																																																																																																																																																																																																																																																																																																																																																																																																																																																																																																																																																											
AR11	350	air susp.	12	—	1	525	35-25k -3	86 4	25	150	2/S	25x14x11	50																																																																																																																																																																																																																																																																																																																																																																																																																																																																																																																																																																																																					
			1 1/2	dome	1	5000	1									dome																																																																																																																																																																																																																																																																																																																																																																																																																																																																																																																																																																																																		
AR12	250	air susp.	10	—	1	700	43-25k -3	86 8	25	150	2/S	25x14x11	38																																																																																																																																																																																																																																																																																																																																																																																																																																																																																																																																																																																																					
			2	—	1	4000	1									dome																																																																																																																																																																																																																																																																																																																																																																																																																																																																																																																																																																																																		
AR14	180	air susp.	10	—	1	1300	43-24k -3	86 8	15	100	1/S	25x14x11	35																																																																																																																																																																																																																																																																																																																																																																																																																																																																																																																																																																																																					
			1	dome	1	—																																																																																																																																																																																																																																																																																																																																																																																																																																																																																																																																																																																																												
AR15	130	air susp.	8	—	1	1700	48-24k -3	85 8	15	100	1/S	22x12x8	24																																																																																																																																																																																																																																																																																																																																																																																																																																																																																																																																																																																																					
			1	dome	1	—																																																																																																																																																																																																																																																																																																																																																																																																																																																																																																																																																																																																												
AR17	p190	air susp.	8	—	1	2000	48-21k -3	86 8	15	100	1/S	19x10x9	17	Pairs only.																																																																																																																																																																																																																																																																																																																																																																																																																																																																																																																																																																																																				
			1 1/4	press.	1	—																																																																																																																																																																																																																																																																																																																																																																																																																																																																																																																																																																																																												
AR18	p130	air susp.	8	—	1	2000	58-21k -3	86 8	15	100	1/S	17x10x6	14	Pairs only.																																																																																																																																																																																																																																																																																																																																																																																																																																																																																																																																																																																																				
			1 1/4	press.	1	—																																																																																																																																																																																																																																																																																																																																																																																																																																																																																																																																																																																																												
Acousti-phase Phase III+	300	reflex	12	—	1	900	32-20k ±3	—	4-8	10	100C	1	25x15x14	50																																																																																																																																																																																																																																																																																																																																																																																																																																																																																																																																																																																																				
			5	—	1	5000	1									dome																																																																																																																																																																																																																																																																																																																																																																																																																																																																																																																																																																																																		
Tower	260	reflex	10	—	1	1000	40-20k ±3	—	8	70C	2	37x13x13	59																																																																																																																																																																																																																																																																																																																																																																																																																																																																																																																																																																																																					
			3 1/2	—	1	5000	1									dome																																																																																																																																																																																																																																																																																																																																																																																																																																																																																																																																																																																																		
Phase II	220	reflex	10	—	1	1200	35-20k ±3	—	4-8	10	70C	1	25x14x13	48																																																																																																																																																																																																																																																																																																																																																																																																																																																																																																																																																																																																				
			5	—	1	1500	1									dome																																																																																																																																																																																																																																																																																																																																																																																																																																																																																																																																																																																																		
Monitor	180	reflex	12	—	1	1500	35-20k ±4	—	4-8	10	70C	1	25x14x14	48																																																																																																																																																																																																																																																																																																																																																																																																																																																																																																																																																																																																				
			1	dome	1	—																																																																																																																																																																																																																																																																																																																																																																																																																																																																																																																																																																																																												
Phase I	130	reflex	8	—	1	1600	40-20k ±4	—	8	5	50C	1	22x13x11	29																																																																																																																																																																																																																																																																																																																																																																																																																																																																																																																																																																																																				
			1	dome	1	—																																																																																																																																																																																																																																																																																																																																																																																																																																																																																																																																																																																																												
Microphase	90	reflex	6 1/2	—	1	1600	48-20k ±4	—	8	3	30C	—	18x11x8	38																																																																																																																																																																																																																																																																																																																																																																																																																																																																																																																																																																																																				

**ABOUT PRICES** . . . With repeal of Fair Trade Laws, manufacturers are now providing "Suggested Retail" figures for the guidance of their dealers and customers. Prices stated in the speaker charts are those provided by manufacturers under these conditions. They are, of course, subject to change without notice and some products may be purchased in your trading area at a price that differs from that given here.

Manufacturer and model	Price (\$/10" per pair)	Enclosure type	Driver size (in.)	Driver type	Number	Crossover frequency (Hz)	Frequency response (Hz-Hz (dB))	Sensitivity (SPL in dB at 1 meter w/1W input)	Impedance (ohms)	Min. input (watts)	Max. input (watts)	Level controls (C=cont., P=peak)	Dimensions (H x W x D) (in.)	Weight (pounds)	Remarks
Acoustique 3a SB1200	999	—	11	long coil	4	100	25-0.12k ±3	84-96	20k	—	—	1	14x36x30	170	Subwoofer with feedback to built-in 150W amp.
Atom 3	n.a.	labyrinth	6	cone	1	600	120-30k ±3	94	8	15	120C	—	10x9x4	50	Satellite for use with above; "time-aligned."
Triphonic	1299	—	—	—	—	6000	—	—	—	—	—	—	—	—	System with 1 SB1200 & 2 Atom 3
Andante Master Control	829	—	10	—	1	400	25-40k ±3	94	8/100	5	80C	1	18x12x8	42	120W feedback amp.
Arioso Monitor	569	reflex	2 1/8x7/8	dome planar	1	300	45-20k ±3	94	8	50	120C	2	27x18x15	90	—
Andante Linear	555	—	11	—	1	400	30-30k ±3	94	8/100	5	80C	1	18x12x8	40	120W feedback amp.
Adagio	435	trans. line	11	dome dome	1	500	35-30k ±3	91	8	25	80C	1	31x12x12	67	Built-in 100-Hz filter.
Apogee Monitor	359	labyrinth	11	—	1	700	45-30k ±3	92	8	10	70C	—	29x13x13	45	"Time-aligned."
Allegretto	319	reflex	10 4x8	—	1	200	55-30k ±3	94	8	5	60C	1	25x12x10	35	"Rock speaker."
Apogee	209	reflex	10 3/4	—	1	4500	55-30k ±3	94	8	5	50C	—	25x12x10	32	"Time-aligned."
Alphase	156	labyrinth	8 3/4	dome	1	5000	55-30k ±3	92	8	5	40C	—	10x10x20	21	"Time-aligned."
ADS															
910	600	air susp.	10	cone dome	2	500	18-25k ±5	93	4	15	150C 300P	2/S	34x19x15	100	Swivel stand; bi- and tri-ampable.
810	350	air susp.	8	cone dome	2	550	20-22k ±5	93	4	20	75C 150P	—	26x14x12	47	—
710	265	air susp.	7	cone dome	2	550	25-22k ±5	93	4	15	65C 130P	—	22x12x11	35	—
2002	225	air susp.	4	cone dome	1	2500	55-22k ±5	—	50k	—	—	1	7x4x5	5	Built-in biamp, 12V dc or opt. 110V ac.
700	180	air susp.	7	cone dome	2	1500	30-22k ±5	92	4	15	50C 100P	—	22x12x11	33	—
500	145	air susp.	8	cone dome	1	1500	30-22k ±5	91	4	15	40C 80P	—	20x12x10	25	—
300	140	air susp.	5	cone dome	1	2500	68-22k ±5	90	4	10	50C 100P	—	9x6x6	8	Metal cabinet.
400	109	air susp.	7	cone dome	1	1500	33-22k ±5	91	4	10	50C 100P	—	18x10x9	19	—
200	105	air susp.	4	cone dome	1	2500	55-22k ±5	90	4	5	30C 60P	—	7x4x5	5	Metal cab., avail. with bracket for car.
Advent															
Powered Advent Loudspeaker	449	air susp.	12 1/3/8	—	1	1500	—	—	—	—	—	2	28x14x13	70	Built-in biamp
New Advent Loudspeaker	159	air susp.	12 1/3/8	cone	1	1500	—	89	8	15	—	1/S	26x14x12	47	—
Advent/1	120	air susp.	12 1/3/8	cone	1	1500	—	89	8	15	—	—	22x13x9	27	—
Advent/2	79	air susp.	10 1/5/8	cone	2	1500	—	80	8	10	—	—	19x11x8	19	—
AEI															
Evolution 1	160	—	10	—	1	1500	35-17k ±2	88	4 or 8	15	75C 150P	1/S	25x16x10	43	Switchable impedance.
Evolution 2	110	—	8	dome	1	1500	38-17k ±2	88	4 or 8	15	50C 100P	1/S	21x13x9	30	Switchable impedance.
Akai															
SW-177	275	closed	15 5/4	—	1	700	25-20k ±3	94	8	100	40C 100P	2	27x17x12	47	—
SW-157	210	reflex	12 5 1/4	—	1	1200	30-20k ±3	92	8	60	30C 60P	2	27x16x12	36	—
SW-137	140	reflex	10 5 1/4	—	1	1200	40-20k ±3	92	8	40	20C 40P	1	23x14x12	26	—
SW-127	95	reflex	8 1/4	—	1	4000	40-20k ±3	92	8	30	15C 30P	—	20x12x9	16	—
Allison Acoustics															
Allison: One	395	air susp.	10 3/2	—	2	350	—	86	8	30	40C 400P	2/S	40x19x11	67	Side-firing woofers.
Allison: Two	325	air susp.	8 3/2	—	2	350	—	86	8	30	40C 400P	2/S	36x16x9	57	—
Allison: Three	275	air susp.	10 3/2	—	1	350	—	86	4	30	20C 200P	2/S	40x15x10	45	—
Allison: Four	185	air susp.	8 1	—	1	2000	—	86	8	30	20C 200P	2/C, S	11x19x10	24	—
Altec Lansing Model 19	749	vented	15	—	1	1200	30-20k	102	8	10	65C 350P	—	39x30x21	143	Radial phase plug; sectoral horn.



Manufacturer and model	Price (\$)	Enclosure type	Driver size (in.)	Driver type	Number	Crossover frequency (Hz)	Frequency response (Hz Hz dB)	Sensitivity (SP1 in dB at 1 meter w/ 1W input)	Impedance (ohms)	Min. input (watts)	Max. input (watts)	Level controls (number/type) C: cont. variable; S: switched	Dimensions (H x W x D in.)	Weight (pounds)	Remarks
Model 17	699	vented	15	horn	1	1500	30-20k	100	8	10	65C 350P	—	40x26x18	138	Coax; sectoral horn.
Model 15	479	vented	12	horn	1	1700	30-20k	94	8	12	60C 250P	—	27x22x16	84	Radial phase plug.
Stonehenge II	359	vented	12	—	1	500	35-20k	86	8	20	50C 250P	—	38x16x15	76	
Model 9 Series II	329	vented	5 1/2	cone	1	800	40-20k	93	8	12	60C 250P	—	27x18x15	64	
Santana II	279	vented	12	cone	1	2500	40-20k	91	8	12	45C 150P	—	26x19x16	67	
Model 7 Series II	259	vented	12	cone	1	850	45-20k	90	8	15	50C 200P	—	25x16x14	49	
Model 5 Series II	189	vented	12	cone	1	1500	45-20k	92	8	12	45C 150P	—	26x15x12	38	
Model 3 Series II	149	vented	10	cone	1	1500	50-20k	91	8	10	35C 100P	—	24x13x12	33	
Model 1 Series II	129	sealed	8	cone	1	3500	50-20k	89	8	10	30C 75P	—	23x12x11	60	
<b>Analogue Systems</b>															
AL 5	430	air susp.	10	cone	2	400	19-21k	—	8	7	125P	2/C	35x14x12 13x14x13	70	Two piece unit.
		horn	8	cone	1	1500									
		horn	5	cone	1	5500									
AL 4	300	horn	4 1/2	dome	1	1500	20-20k	—	7.5	7	100P	2/C	27x16x13	48	
		horn	12	cone	1	4000									
		horn	5	cone	1	6500									
A-550	190	air susp.	10	cone	2	1200	28-20k	—	8	3	70C	C	35x14x12	35	
		air susp.	4 1/2	cone	1	3500									
AL 3	180	horn	10	cone	1	1500	25-19k	—	7.5	7	90P	2/C	24x14x12	42	
		horn	4 1/2	cone	1	4500									
A-450	170	air susp.	12	dome	1	1200	35-20k	—	8	3	60C	C	26x16x12	32	
		air susp.	4 1/2	cone	1	3500									
A-300	100	air susp.	10	cone	1	1200	35-20k	—	8	3	50C	—	22x12x11	24	
		air susp.	4 1/2	cone	1	3500									
AL 2	100	reflex	10	cone	1	3500	32-19k	—	8	5	70P	2/C	20x12x11	23	
		reflex	3 1/2	dome	1										
<b>Armstrong Audio</b>															
602	275	vented	8	—	1	2300	55-20k ±2	—	8	25	50C 100P	—	24x11x11	25	
		vented	1 1/2	dome	1	7500									
		vented	1	dome	1										
<b>Audioanalyst</b>															
Anthem Array	599	sealed	10	—	2	120	28-25k ±3	86	4-8	15	70C 300P	3/S, C	44x15x15	90	Polymer-treated cone; "time-aligned" staggered mounting.
		open	4 1/2	—	1	500									
		open	1	dome	1	3000									
M8	359	open	—	piezo horn	1	12,000									
		air susp.	12	long throw	1	600	27-25k ±3	86	8	15	80C 250P	2/S	28x16x12	57	Polymer-treated cone.
		air susp.	4 1/2	cone	1	2000									
		air susp.	1	dome	1	15,000									
M6	269	air susp.	10	long throw	1	700	30-20k ±3	86	8	15	55C 150P	2/S	24x14x12	47	
		air susp.	4 1/2	cone	1	2000									
M4	189	air susp.	10	dome	1	2000	38-20k ±4	88	8	10	40C 100P	—	21x12x11	33	
		air susp.	1	long throw	1										
A-100X	169	air susp.	10	dome	1	2000	33-20k ±4	89	8	10	50C 135P	2/S	23x14x12	37	
		air susp.	4 1/2	cone	1	8000									
M2	149	air susp.	5	long throw	1	2000	55-20k ±4	—	4	7	30C 60P	—	10x6x7	7	Polymer-treated cone.
		air susp.	1	dome	1										
<b>Audionics of Oregon</b>															
L.O-2	2500	vented	10	—	4	125	20-26k ±1	90	6	70	100C 400P	C	—	200	Spherical satellites; separate woofers; bi-amp crossover.
		vented	5	—	1	1000									
		vented	1 1/2	dome	1	4000									
T-52	365	vented	10	cone	1	350	32-22k ±2.5	92	4	30	60C 240P	C	48x12x16	90	
		vented	4 1/2	—	1	2500									
		vented	1	dome	1										
<b>Audio Phase</b>															
FW154	390	reflex	15	—	1	800	20-25k ±6	—	8	5	100C 200P	2/C	28x18x16	60	Fused.
		reflex	4x10	horn	1	2500									
		reflex	3x7	horn	1	6500									
FW124	320	reflex	12	—	1	800	20-25k ±6	—	8	5	100C 200P	2/C	26x16x12	45	
		reflex	4x10	horn	1	2500									
		reflex	3x7	horn	1	6500									
SV123	200	reflex	12	—	1	800	30-19k ±6	—	8	5	50C 100P	2/C	26x16x12	40	Fused.
		reflex	4x10	horn	1	1500									
LV123	170	reflex	12	—	1	800	35-19k ±6	—	8	5	40C 80P	—	26x16x12	35	Fused.
		reflex	5	cone	1	1500									
		reflex	3	—	1										

Manufacturer and model	Price (\$/lg. per pair)	Enclosure type	Driver size (in.)	Driver type	Number	Crossover frequency (Hz)	Frequency response (Hz/Hz dB)	Sensitivity (SPL in dB at 1 meter w/1W input)	Impedance (ohms)	Min. input (watts)	Max. input (watts)	Level controls (C=cont., P=peak)	Dimensions (H x W x D (in.))	Weight (pounds)	Remarks
<b>Avid</b>															
300	350	sealed	12 2 1	— dome dome	1 1 1	500 6000	35-20k ±3	88 8	15	250C	2/S	30x17x10	60	Self-resetting protect circuit.	
200	225	sealed	10 4½ 1	— cone dome	1 1 1	475 4000	42-20k ±3	88 8	15	150C	2/S	25x15x10	40	Fused.	
101	175	vented	8 2 1¾	cone cone cone	1 2 1	2500	30-18k ±3	85 8	15	70C	—	29x13x13	40		
102	150	—	10 1	cone dome	1 1	2200	44-18k ±3	85 8	15	100C	1/S	25x15x10	36	Fused.	
100	110	air susp.	8 1¾	cone cone	1 1	2500	48-18k ±3	85 8	15	75C	1/S	23x14x10	28		
80	85	air susp.	8 1¾	cone cone	1 1	3000	66-17k ±3	88 8	8	60C	—	20x12x9	17		
<b>Bang &amp; Olufsen</b>															
Beovox M-100	490	vented	12 4 2½ 1½ ¾	cone Phase-Link dome dome dome	1 1 1 1 1	50 2500 8000	35-22k ±4	—	4	25	100C	—	30x16x12	61	Frequency-dependent circuit breaker; Phase-Link "linear phase" system, with stands.
Beovox M-70	395	air susp.	10 5 2½ 1	cone Phase-Link dome dome	1 1 1 1	500 4500	38-20k ±4	—	4	15	70C 125P	—	26x14x11	37	Phase-Link system as above, w/stands.
Beovox S-75	249	air susp.	10 5 2 1	cone Phase-Link dome dome	1 1 1 1	700 4000	42-20k ±4	—	4	12	75C 100P	—	23x13x10	24	Phase-Link; opt stands or wall brkt.
Beovox P-45	175	air susp.	5 3½ 1	cone Phase-Link dome	2 1 1	2000	55-20k ±4	—	4	10	45C 75P	—	26x14x6	18	Wall mounting; Phase-Link.
Beovox S-45-2	149	air susp.	8 3½ 1	cone Phase-Link dome	1 1 1	2000	49-20k ±4	—	4	10	45C 75P	—	19x10x8	15	Phase-Link; opt. floor stand or wall brkt.
Beovox P-30	125	air susp.	6½ 1	cone dome	1 1	3000	58-20k ±4	—	4	10	30C 50P	—	22x12x4	11	"Linear phase"; wall-mounting panel.
Beovox S-35	119	air susp.	8 1	cone dome	1 1	3000	58-20k ±4	—	4	7	35C 50P	—	19x10x8	9	"Linear phase."
Beovox S-25	95	air susp.	6½ 2	cone dome	1 1	3000	80-16k ±4	—	4	5	25C 40P	—	16x9x6	9	"Linear phase"
<b>Bedini/Strelloff</b>															
TS-1	p1995	infinite	10 — —	cone dome dome	2 4 4	500 5000	40-18k ±4	—	8	20	300C	3	57x36x18	—	"Phase-aligned."
<b>BES</b>															
D-120W	599	open	1700 in. <sup>2</sup> — —	diaphragm dynamic piezo	— 3 1 4	1200 10,000	35-20k ±3	89 4	30	110C	—	53x20x4	55	Dual planar diaphragms; upper has separate drivers for midbass, midrange & highs.	
D-75W	449	open	850 in. <sup>2</sup> — —	diaphragm dynamic piezo	— 2 1	1000 9000	38-20k ±3	91 4	25	60C	—	32x22x4	35	"	
D-60W	299	open	850 in. <sup>2</sup> — —	diaphragm dynamic piezo	— 2 1	800 10,000	40-20k ±3	88 8	25	150C	—	28x20x4	25	Planar diaphragm with 3 drivers for diff. freq. ranges.	
U60	199	open	— — —	— — —	— 2 1	800	42-18k ±3	88 8	20	—	—	26x18x4	20	As above, with 2 drive coils.	
U50	139	open	— — —	— — —	— — —	3000	50-20k ±3	88.5 4	15	—	—	22x14x4	15	"	
<b>Beta Sound</b>															
1001B	650	horn/vented	15 — —	— horn horn	1 1 1	400 4500	30-18.5k ±3	100 8	30	100C 200P	1/S	41x22x26	130		
075	500	horn/vented	12 — —	— horn horn	1 1 1	600 4500	30-18.5k ±3	97 8	15	75C 150P	1/S	38x21x17	100		
050	430	vented	12 — —	— horn horn	1 1 1	600 4500	30-18.5k ±4	97 8	15	75C 150P	1/S	40x17x18	80		
045	370	vented	12 — —	— horn horn	1 1 1	6000 4500	35-18.5k ±4	97 8	15	75C 150P	1/S	25x17x15	70		
<b>Harold Beveridge</b>															
System 3	10,000	line source	—	elect.	1	—	25-20k ±2	—	—	—	—	C	—	200	Vertical line source acoustic lens; built-in 1500-VA
System 2SW	6000	line source	12	—	2	70	30-18k ±2	—	—	—	—	C	78x24x15	150	As above, w/subwoofer.
System 2 Beveridge Jr.	1800 1500	line source line source	— 10	elect. —	1 2	— 125	50-18k ±2 35-18k ±2	— 80 4	— 50	— 100C 300P	— C	78x24x15 72x16x16	100 75	As above, w/o subwoofer.	
<b>B.I.C.</b>															
															Data not available for new models.
<b>BML Electronics</b>															
2001 Sound Odyssey	549	planar column	8 8 1½	— ABR	3 1 2	1500 5000	35-20k ±3	94 6	25	80C 200P	—	64x24x6	90		
1001 Sound Window	349	planar column	8 8 1½	— ABR	1 1 1	1500 5000	48-20k ±3	92 5.2	20	70C 150P	—	32x22x5	40		



Manufacturer and model		Price (\$)	Enclosure type	Driver size (in.)	Driver type	Number	Crossover frequency (Hz)	Frequency response (Hz-Hz dB)	Sensitivity (SPL in dB at 1 meter w/ 1W input)	Impedance (ohms)	Min. input (watts)	Max. input (watts)	Level controls (type)	C-cont. variable	Dimensions (H x W x D) (in.)	Weight (pounds)	Remarks
Bolivar Speaker Works	64	190	vented	10	—	1	800	—	89	4	10	50C 100P	C	—	27x14x12	44	
				5	—	1	3000	—									
	18	145	vented	8	—	1	1000	—	86	4	10	45C 90P	C	—	23x13x11	34	
				5	—	1	3000	—									
				2	—	1	—	—									
	125	115	vented	8	—	1	2000	—	86	4	10	35C 70P	—	—	23x13x11	31	
				2	—	1	—	—									
Bose	901	765	vented special	4½	cone	9	—	—	—	8	10	—	2	—	21x13x12	35	1 direct, 8 reflecting drivers; w/ active equalizer.
	601	279	vented	8	—	2	2000	—	—	6	15	150C	—	—	25x15x13	36	Top and front radiating.
	501	199	air susp.	10	—	1	1500	—	—	4	20	150C	—	—	24x15x14	42	Tweeters reflect off walls.
				3½	—	—	3000	—									
	301	109	vented	8	—	1	1200	—	—	8	10	60C	—	—	11x15x10	18	Aimable tweeters reflect off side wall.
				3	—	1	3000	—									
Bozak	Concert Grand	1365	infinite	12	—	4	400	28-20k	—	8	—	—	—	—	52x36x19	225	
				6	cone	2	2500	—									
				2½	cone	8	—	—									
	CS 4000 Symphony	870	infinite	12	—	2	400	35-20k	—	8	—	—	—	—	44x27x16	190	Avail. in vert. or horiz. cab.
				6	cone	1	2500	—									
				2½	cone	8	—	—									
	CS-501 Concerto	450	infinite	12	—	1	400	40-20k	—	8	—	—	S	—	32x20x16	90	
				6	cone	1	2500	—									
				2½	cone	3	—	—									
	LS 400	300	infinite	12	—	1	800	40-20k	—	—	20	—	S	—	25x18x14	65	
			6	cone	1	2500	—										
			2½	cone	2	—	—										
LS 300	250	vented	—	—	—	—	—	—	—	20	—	—	—	—	—	—	
LS 250	190	infinite	12	—	1	800	45-20k	—	—	20	—	S	—	23x15x12	48		
			4	—	1	2500	—										
			2½	—	1	—	—										
LS 200	115	vented	8	—	1	2000	45-20k	—	—	20	—	—	—	20x12x11	34		
			2½	—	1	—	—										
Braun	L 1030	840	infinite	10	—	1	500	—	—	4.8	25	100C 140P	—	—	28x12x10	40	
				2	dome	1	3000	—									
				¾	dome	1	—	—									
	L 300	400	infinite	5	—	1	600	—	—	4	12	40C 50P	—	—	10x6x7	14	
				1	dome	1	3000	—									
				¾	dome	1	—	—									
	L-200	270	infinite	5	—	1	1500	—	—	4	12	40C 50P	—	—	10x6x6	11	
			1	dome	1	—	—										
LVP 100	260	infinite	2½	—	1	1500	—	—	4	12	35C 50P	—	—	7x4x4	7	Swivel mtg. brkt.	
			1	dome	1	—	—										
Output C	230	infinite	2½	—	1	1500	—	—	4	12	35C 50P	—	—	7x4x4	6		
			1	dome	1	—	—										
Burhoe Acoustics	Silver	450	vented	10	—	1	1000	24-26k ±2	97	6	50	100C 200P	1/C	—	—	58	Angled, side-firing tweeters.
				1½	inv. dome	1	2000	—									
				1 1/8	inv. dome	3	3000	—									
	Blue	225	vented	10	—	1	1000	30-16k ±2	96	5	25	75C 175P	2/C	—	14x24x11	36	
				1½	inv. dome	1	2000	—									
				1 1/8	inv. dome	1	—	—									
	Light Blue	150	vented	10	—	1	1500	30-16k ±2	98	5	15	60C 175P	1/C	—	14x24x10	35	
			1½	inv. dome	1	—	—										
White	140	vented	8	—	1	1800	35-26k ±2	94	5	20	50C 150P	1/C	—	22x14x10	29		
			1	inv. dome	1	—	—										
Green	110	vented	8	—	1	2000	40-16k ±2	97	5	8	35C 100P	1/S	—	18x11x10	22		
			1½	inv. dome	1	—	—										
B&W	DM6	655	sealed	8 7/8	cone	1	500	50-20k ±3	86	8	25	350C	2	—	37x16x15	—	"Linear-phase" staggered cab.; sys. tem & tweeter fused.
				5 1/8	cone	1	5000	—									
				¾	dome	1	—	—									
	DM7	545	pass. rad.	—	cone	1	—	70-20k ±2	—	8	50	200C	1	—	36x11x15	—	"Linear-phase" staggered; fused.
				—	dome	1	—	—									
DM4	259	vented	6½	cone	1	2500	80-20k ±5	88	8	10	30C	—	—	21x10x10	—	Fused.	
			1 3/8	cone	1	14,000	—										
			¾	dome	1	—	—										
DM5	159	sealed	5½	cone	1	4500	100-20k ±5	87	8	10	25C	—	—	18x9x10	—	Fused.	
			¾	dome	1	—	—										
Calibration Standard Instruments	MDM 4	230	vented	6½	—	2	1500	70-17k ±3	89	8	10	40C 100P	none	—	13x19x10	23	For "near-field" monitoring; fused.
				3½	—	1	—	—									
Cambridge/Cybervox	TL 200	599	trans. line	13x8	—	1	400	—	—	8	20	50C 90P	—	—	42x18x13	98	
				—	—	1	3000	—									
				—	—	1	10,000	—									
			—	—	1	—	—										
TL 100	499	trans. line	13x8	—	1	400	—	—	8	20	40C 70P	—	—	31x13x13	52		
			—	—	1	3000	—										
			—	—	1	—	—										
Cannon TLS	1230-T	399	pass. rad.	12	—	1	400	—	—	8	18	185P	3/S, C	—	14x14x39	61	
				5½	—	1	3500	—									
			2x5	horn	1	—	—										
			—	piezo	1	—	—										

Manufacturer and model	Price (\$)	Impedance (ohms)	End-use type	Drive size (in.)	Driver type	Number	Crossover frequency (Hz)	Frequency response (Hz-Hz)	Sensitivity (SPL in dB at 1 meter w/ 1W input)	Impedance (ohms)	Min. input (watts)	Max. input (watts)	Level controls (number type)	C. cont. variable (S. switched)	Dimensions (H x W x D in.)	Weight (pounds)	Remarks
1230	299	pass. rad.	12	—	1	400	—	— 8	15	170P	3	14x14x25	41				
			5½	—	1	3500											
1030	249	pass. rad.	10	—	1	400	—	— 8	12	150P	3/S, C	14x14x25	39				
			5½	—	1	3500											
1020	179	pass. rad.	10	—	1	3500	—	— 8	10	90P	2/S, C	12x14x22	31				
			2x5	—	1												
Canton LE-900	758	infinite	11	—	1	700	—	— 4.8	40	90C	—	23x13x11	32	Floor stand opt.			
			2	dome	1	2100											
Gamma 800L	558	infinite	8	—	1	750	—	— 4.8	25	80C	—	11x11x11	22				
			1 1/8	dome	1	2200											
LE 600	558	infinite	7	—	1	680	—	— 4.8	30	70C	—	20x11x10	24				
			1½	dome	1	2700											
LE 400	370	infinite	6	—	1	750	—	— 4.8	20	20C	—	15x9x8	14				
			1½	dome	1	2600											
LX-300	240	infinite	4½	—	1	1600	—	— 4.8	10	30C	—	10x6x5	6				
HC-100	180	infinite	4	—	1	1700	—	— 4.8	10	15C	—	5x8x6	4				
			1	dome	1												
Celestion Industries Ditton 66	530	pass. rad.	12	—	1	500	40-25k ±4	83 8	10	160P	—	40x15x12	66				
			12	pass. rad.	1	5000											
Ditton 25	350	pass. rad.	12	—	1	2000	45-25k ±4	85 8	10	120P	—	32x14x11	42				
			12	pass. rad.	1	9000											
Ditton 44	310	air susp.	12	—	1	500	50-25k ±4	84 8	10	100P	—	30x15x10	45				
			6	cone	1	5000											
Ditton 33	260	air susp.	12	—	1	500	50-20k ±4	83.5 8	10	80P	—	24x14x11	34				
			5	cone	1	5000											
UL6	180	pass. rad.	6	—	1	2500	70-20k ±4	79 8	20	80P	—	12x16x9	17				
			6	pass. rad.	1												
Ditton 15	160	pass. rad.	8	—	1	2500	60-20k ±4	84 8	10	60P	—	21x10x9	17				
			8	pass. rad.	1												
Cerwin Vega 417R	400	reflex	15	—	1	300	30-19k ±4	103 4-8	0.5	200C	2/C	29x18x18	82	Min. power input is for 100 dB SPL, hi-freq. circuit breaker.			
			6	—	1	3500											
S1	350	reflex	12	—	1	300	28-20k ±4	98 4-8	2	200C	1/C	25x15x14	55	As above, but with Thermo-Vapor suspension, base equalizer.			
			6	—	1	4000											
12TR	350	reflex	12	—	1	250	35-20k ±3	100 4-8	1	100C	3/C	40x14x14	88	As for 417R, but fuse protected.			
			6	—	1	4000											
312	300	reflex	12	—	1	300	30-17k ±4	100 4-8	1	150C	2/C	26x16x16	63	As for 417R above.			
			6	—	1	3500											
R 123	280	reflex	12	—	1	500	38-20k ±4	97 4-8	2	50C	2/C	25x15x12	50				
			6	—	1	5000											
212	250	reflex	12	—	1	2000	35-17k ±4	100 4-8	1	100C	1/C	26x16x16	58				
			—	Dhorn	1												
36R	220	reflex	12	—	1	500	38-20k ±4	96 4-8	2	75C	2/C	25x15x12	40				
			5	—	1	2500											
R12	200	reflex	12	—	1	2000	38-20k ±4	97 4-8	2	50C	1/C	25x15x12	43				
			—	Dhorn	1												
25	180	reflex	12	—	1	2500	38-20k ±4	94 4-8	4	40C	1/C	25x15x12	39				
			2½	—	1												
R-10	160	reflex	10	—	1	1200	38-20k ±4	92 4-8	6	40C	1/C	24x13x12	39				
			1	dome	1												
311R	150	reflex	12	—	1	1500	32-20k ±4	100 4-8	4	40C	1/C	20x16x15	57				
			5	—	1	3000											
Chartwell PM 450 Electronic	3000	reflex	12	—	1	1800	45-20k ±2	— 20k 600	—	—	1, amp	30x18x16	70	Adj. sensitivity; switchable impedance; w/amp.			
			1	cone dome	1												
PM 450 Passive	2100	reflex	12	—	1	1800	45-20k ±3	92 8	—	350P	—	30x18x16	70				
			1	cone dome	1												
PM 400	1650	reflex	12	—	1	500	45-22k ±3	87 8	—	100C	—	34x15x13	30				
			5	cone	1	3500											
PM 200	400	reflex	8	—	1	3500	45-22k ±3	86 8	—	50C	—	26x11x14	33				
			1	cone dome	1												



Manufacturer and model	Price (\$/sq. ft. pair)	Enclosure type	Driver size (in.)	Driver type	Number	Crossover frequency (Hz)	Frequency response (Hz, Hz)	Sensitivity (SPL in dB at 1 meter, 1W input)	Impedance (ohms)	Min. input (watts)	Max. input (watts)	Level controls (C=cont. P=peak)	Dimensions (H x W x D) (in.)	Weight (pounds)	Remarks
PM 100	250	reflex	6 1/2	cone	1	3000	50-20k ±3	84 8	—	40C	—	18x9x8	16		
LS3/5A	225	air susp.	4 1/2	dome	1	3000	80-20k ±3	82 8	15	100P	—	12x8x6	12		
Cizek "Wooler"	275	—	10	—	2	200	27-200 ±2	—	4	—	—	—	—	Subwoofer w/crossover.	
1	198	air susp.	10	—	1	1500	36-17k ±2	—	4 or 8	15	150P	2	25x16x10	49	Switchable impedance.
2	134	air susp.	8	dome	1	1500	38-17k ±2	—	4 or 8	15	150P	1	21x13x9	37	Switchable impedance.
3	97	—	8	dome	1	1500	42-17k ±2	—	4 or 8	15	100P	1	19x12x8	25	Switchable impedance.
Concept CE-M	595	pass. rad.	12	alum. cone	1	1300	25-23k ±3	91 6	25	300P	3/S, C	45x18x16	102	LED power mon.	
CE 1	445	pass. rad.	10	pass. rad. Heil AMT	1	1500	30-23k ±3	91 6	20	280P	2/C	40x16x15	91	As above.	
CE 2	345	pass. rad.	10	alum. cone	1	1500	35-23k ±3	91 6	20	280P	2/C	25x14x14	54	As above.	
CM Labs Div., Audio Int'l. CM15B	599	infinite	15	cone	1	450	22-22k ±2	96 4	40	50C	2/C, 1/S	34x17x17	101	Servo woofer control w/adaptor incl.	
			6	cone	1	5000				150P					
			3	cone	1	12,000									
			3	horn	1										
CM10a	349	infinite	10	cone	1	500	30-19k ±2.5	86 6	40	50C	none	22x12x12	40	As above.	
			4 1/2	cone	1	5000				150P					
			1	dome	1										
Contrara Research Vector 5	440	pass. rad.	12	—	1	300	—	91 8	30	250P	3/C	34x18x14	60	"Linear phase."	
			12	pass. rad.	1	1500									
			5	—	1	5000									
			1 1/2	—	1										
			1	—	1										
Elan	380	—	8	—	2	1000	—	87 8	35	150P	2/C	40x12x12	65	As above; swivel base.	
			1 1/2	—	1	5000									
			1	—	1										
Vector 4	300	pass. rad.	10	—	1	300	—	89 8	15	150P	2/C	28x16x12	45	"Linear phase."	
			10	pass. rad.	1	4000									
			5	—	1										
			1	—	1										
Vector Two	260	pass. rad.	10	—	1	1000	—	89 8	15	150P	2/C	25x15x10	45	As above.	
			10	pass. rad.	1	5000									
			1 1/2	dome	1										
			1	dome	1										
Pedestal	250	—	8	—	1	2000	—	91 8	15	100P	—	31x12x12	45	Swivel base.	
			1	—	1										
Vector One A	230	pass. rad.	8	—	1	1000	—	89 8	15	150P	2/C	23x14x10	38	"Linear phase."	
			8	pass. rad.	1	5000									
			1 1/2	dome	1										
			1	dome	1										
Vector Two B	210	pass. rad.	10	—	1	2000	—	89 8	15	150P	1/S	25x15x10	40	As above.	
			10	pass. rad.	1										
			1	dome	1										
Tower	200	—	10	—	1	2000	—	89 8	15	150P	1/S	28x12x12	40		
			1	—	1										
Vector One	180	pass. rad.	8	—	1	2000	—	89 8	15	100P	1/S	23x14x10	35	"Linear phase."	
			8	pass. rad.	1										
			1	dome	1										
Piccola 3	145	—	6 1/2	—	1	1500	—	91 8	10	150P	2/C	14x11x6	18		
			1 1/2	—	1	5000									
			1	—	1										
Rectangle	135	pass. rad.	8	—	1	2000	—	89 8	15	25P	—	15x18x9	30		
			1	—	1										
Piccola 2	100	—	6 1/2	—	1	2000	—	90 8	15	100P	—	14x9x6	15		
			1	—	1										
Craig 5706	170	vented	12	—	1	800	40-20k ±5	94 8	20	50P	2/C	27x19x15	46		
			4 1/2	—	1	5000									
			2	—	1										
5705	120	vented	10	—	1	2500	45-17k ±5	94 8	15	35P	1/C	24x17x14	37		
			2	—	1										
5704	100	air susp.	8	—	2	1200	—	92 8	15	50P	—	22x13x12	25		
			3	—	1										
Dahquist DQ-10	425	—	10	—	1	400	37-27k ±3	—	8	60	200P	1/C	32x31x9	55	"Low-diffraction phased array."
			5	—	1	1000									
			2	dome	1	6000									
			1/4	dome	1	12,500									
			—	piezo	1										
DQ-1W	275	air susp.	13	—	1	—	—	—	—	60	200P	—	26x19x15	70	Subwoofer.
Dayton Wright XG 8 Mk3 Series 3	2995	dipole	—	elect. piezo	1	16,000	32-25k ±4	86 4	50	250C	1/S	42x39x10	95		
			1 1/2	—	1					2000P					
Design Acoustics D-8	485	pass. rad.	10	—	2	600	30-17k ±2	92 8	15	40C	3/S	112x42x32	70	Pass. rad. may be driven as second woofer.	
			5	cone	1	1500				150P					
			—	cone	3										
			—	dome	1										
			—	piezo	1										

Manufacturer and model

Manufacturer and model	Price (\$/sq. ft. per pair)	Enclosure type	Driver size (in.)	Driver type	Number	Crossover frequency (Hz)	Frequency response (Hz, Hz dB)	Sensitivity (SPL in dB at 1 meter, w/ 1W input)	Impedance (ohms)	Min. input (watts)	Max. input (watts)	Level control (watts) (C=cont., P=peak)	Dimensions (H x W x D) (in.)	Weight (pounds)	Remarks
D-6	318	vented	10	—	1	800	30-15k ±2	92	8	20	30C	2	25x17x14	50	Rear-mounted woofer; spaced, angled tweeters.
D-4	239	air susp.	5 2½	cone	1	800	40-15k ±3	90.5	8	25	25C	2	38x18x10	60	Dispersion angle 180° hor., 90° vert.
D-2	179	vented	10	—	1	1500	40-18k ±3.5	88	8	20	20C	1	34x13x12	35	Tweeter main axis 30° from vertical.
D-1W	119	vented	8 1½	dome	1	1500	50-15k ±3.5	87.5	6	15	15C	—	54x31x20	19	Tweeter fires into double-reflecting dispersion system.
D-1A	109	vented	8 1½	cone	1	1500	50-15k ±3.5	87.5	6	15	15C	—	51x18x20	12	As above.
Dynaco															
Phase 3 Model 80	399	infinite	13 4%	cone	1	800	—	90	8	—	100D	2/S	43x15x12	68	"Phase-coherent."
Phase 3 Model 60	299	infinite	10 4%	dome	1	4000	—	89	8	—	60D	2/S	36x13x9	44	As above.
A-30XL	149	sealed	10 5	cone	1	1000	—	88	8	—	80P	2/C	23x13x10	38	In-line drivers.
A-25 II	119	vented	10 1	dome	1	1500	—	88	8	—	50D	1/C	20x12x10	29	As above.
D-20XL	74	vented	8 2	dome	1	2000	—	88	8	—	80P	—	18x11x9	20	
Electro-Voice															
Interface D	p1500	vented	12 6½	—	1	40	28-18k ±3	97	8	1.5	50C	1/S	32x22x16	114	Equalized tweeter; protect Circ.
Interface C	p900	vented	10	horn	1	350	30-18k ±3	96	6	2.8	20C	1/S	30x22x12	60	As above.
Interface B II	p675	vented	12 8	horn	1	42	30-18k ±3	92	8	3.6	20C	1/S	29x16x11	42	As above.
Interface A II	p500	vented	12 8	radiator	1	1500	35-18k ±3	92	8	3.6	20C	1/S	23x14x8	30	As above.
Interface 3	170	vented	12 8	—	2	8000	40-18k ±4	92	8	3.6	20C	—	27x15x13	33	
Interface 2	140	vented	10 8	radiator	1	57	47-18k ±4	92	8	3.6	20C	—	25x14x11	25	
Interface 1	100	vented	8 2½	—	1	1500	54-18k ±4	92	8	3.6	20C	—	21x12x11	23	
Ezekiel															
FRL II	425	infinite	10 4	cone	1	400	27-19k +2, -3	87	7	50	200C	1/C	44x16x10	60	
MTM	225	infinite	8 2½	dome	1	2200	36-19k ±4	89	6	25	90C	1/C	40x15x8	45	
WRL	149	infinite	8 2½	dome	1	2200	38-19k ±4	89	6	20	90C	1/C	25x15x13	38	
EPI															
350	400	air susp.	8 3	—	3	1800	36-20k ±3	87	8	38	125C	1/S	37x15x13	83	
250	250	air susp.	8 1	air spring	1	1800	38-20k ±3	87	8	20	100C	1/S	25x15x15	40	
200B	225	pass. rad.	12 8	air spring	2	1800	34-20k ±3	90	8	15	100C	1/S	31x17x11	58	
120B	140	air susp.	10 1	—	1	1800	38-20k ±3	88	8	25	80C	1/S	25x15x11	46	
100W	115	air susp.	8 1	air spring	1	1800	48-20k ±3	87	8	12	75C	—	21x11x9	25	
100V	99	air susp.	8 1	air spring	1	1800	48-20k ±3	87	8	12	75C	—	21x11x9	25	
70	75	air susp.	6 1	air spring	1	1800	60-20k ±3	86.5	8	10	80C	—	16x11x7	17	
Epicure															
1000	1000	air susp.	8 1	—	4	1800	23-30k ±3	87	8	60	150C	1/S	75x18x18	180	
400+	400	air susp.	6 1	air spring	4	1800	27-20k ±3	85	8	30	150C	1/S	38x14x14	90	
20+	275	air susp.	8 1	air spring	4	1800	35-20k ±3	86	8	20	100C	1/S	29x19x12	64	
14	199	pass. rad.	8 6	air spring	2	1800	28-20k ±3	84	8	15	80C	1/S	24x14x9	39	
11	149	vented	6 1	—	1	1800	36-20k ±3	84	8	15	80C	1/S	23x14x10	36	
10	125	air susp.	8 1	air spring	1	1800	43-20k ±3	86	8	12	75C	1/S	22x12x10	33	
5	80	air susp.	6 1	air spring	1	1800	50-20k ±3	84	8	15	80C	—	15x11x8	16	
ESS															
Transar atd	p3500	infinite	32 21.5 in <sup>2</sup>	Heil AMT (bass drive)	1	1000	30-22k ±3	—	4	—	—	C	40x50x6	—	Incl. current-source woofer amp.



Manufacturer and model	Price (\$)	Enclosure type	Driver size (in.)	Driver type	Number	Crossover frequency (Hz)	Frequency response (Hz)	Sensitivity (SPL in dB at 1 meter, w/1W input)	Impedance (ohms)	Min. input (watts)	Max. input (watts)	Level controls (number/type)	C-cont. variable (S, switch)	Dimensions (H x W x D) (in.)	Weight (pounds)	Remarks
PM 100	250	reflex	6 1/2	cone	1	3000	50-20k ±3	84	8	—	40C	—	—	18x9x8	16	
LS3/5A	225	air susp.	4 1/2	dome	1	3000	80-20k ±3	82	8	15	25P	—	—	12x8x6	12	
Cizek "Woofer" 1	275	—	10	—	2	200	27-200 ±2	—	4	—	—	—	—	—	—	Subwoofer w/crossover. Switchable impedance.
1	198	air susp.	10	—	1	1500	36-17k ±2	—	4 or 8	15	150P	2	—	25x16x10	49	
2	134	air susp.	8	dome	1	1500	38-17k ±2	—	4 or 8	15	150P	1	—	21x13x9	37	Switchable impedance.
3	97	—	8	—	1	1500	42-17k ±2	—	4 or 8	15	100P	1	—	19x12x8	25	Switchable impedance.
Concept CE-M	595	pass. rad.	12	alum. cone	1	1300	25-23k ±3	91	6	25	300P	3/S, C	—	45x18x16	102	LED power mon.
CE 1	445	pass. rad.	10	pass. rad. Heil AMT	1	1500	30-23k ±3	91	6	20	280P	2/C	—	40x16x15	91	As above.
CE 2	345	pass. rad.	10	alum. cone	1	1500	35-23k ±3	91	6	20	280P	2/C	—	25x14x14	54	As above.
CM Labs Div., Audio Int'l. CM15B	599	infinite	15	cone	1	450	22-22k ±2	96	4	40	50C	2/C, 1/S	—	34x17x17	101	Servo woofer control w/adaptor incl.
			6	cone	1	5000					150P					
			3	cone	1	12,000										
			3	horn	1											
CM10a	349	infinite	10	cone	1	500	30-19k ±2.5	86	6	40	50C	none	—	22x12x12	40	As above.
			4 1/2	cone	1	5000					150P					
			1	dome	1											
Contrara Research Vector 5	440	pass. rad.	12	—	1	300	—	91	8	30	250P	3/C	—	34x18x14	60	"Linear phase."
			12	pass. rad.	1	1500										
			5	—	1	5000										
			1 1/2	—	1											
			1	—	1											
Elan	380	—	8	—	2	1000	—	87	8	35	150P	2/C	—	40x12x12	65	As above, swivel base.
			1 1/2	—	1	5000										
			1	—	1											
Vector 4	300	pass. rad.	10	—	1	300	—	89	8	15	150P	2/C	—	28x16x12	45	"Linear phase."
			10	pass. rad.	1	4000										
			5	—	1											
			1	—	1											
Vector Two	260	pass. rad.	10	—	1	1000	—	89	8	15	150P	2/C	—	25x15x10	45	As above.
			10	pass. rad.	1	5000										
			1 1/2	—	1											
			1	dome	1											
			1	dome	1											
Pedestal	250	—	8	—	1	2000	—	91	8	15	100P	—	—	31x12x12	45	Swivel base.
			1	—	1											
Vector One A	230	pass. rad.	8	—	1	1000	—	89	8	15	150P	2/C	—	23x14x10	38	"Linear phase."
			8	pass. rad.	1	5000										
			1 1/2	dome	1											
			1	dome	1											
Vector Two B	210	pass. rad.	10	—	1	2000	—	89	8	15	150P	1/S	—	25x15x10	40	As above.
			10	pass. rad.	1											
			1	dome	1											
Tower	200	—	10	—	1	2000	—	89	8	15	150P	1/S	—	28x12x12	40	
			1	—	1											
Vector One	180	pass. rad.	8	—	1	2000	—	89	8	15	100P	1/S	—	23x14x10	35	"Linear phase."
			8	pass. rad.	1											
			1	dome	1											
Piccola 3	145	—	6 1/2	—	1	1500	—	91	8	10	150P	2/C	—	14x11x6	18	
			1 1/2	—	1	5000										
			1	—	1											
Rectangle	135	pass. rad.	8	—	1	2000	—	89	8	15	25P	—	—	15x18x9	30	
			1	—	1											
Piccola 2	100	—	6 1/2	—	1	2000	—	90	8	15	100P	—	—	14x9x6	15	
			1	—	1											
Craig 5706	370	vented	12	—	1	800	40-20k ±5	94	8	20	50P	2/C	—	27x19x15	46	
			4 1/2	—	1	5000										
			2	—	1											
5705	120	vented	10	—	1	2500	45-17k ±5	94	8	15	35P	1/C	—	24x17x14	37	
			2	—	1											
5704	100	air susp.	8	—	2	1200	—	92	8	15	50P	—	—	22x13x12	25	
			3	—	1											
Dahlquist DQ 10	425	—	10	—	1	400	37-27k ±3	—	8	60	200P	1/C	—	32x31x9	55	"Low diffraction phased array."
			5	—	1	1000										
			2	dome	1	6000										
			3/4	dome	1	12,500										
			—	piezo	1											
DQ 1W	275	air susp.	13	—	1	—	—	—	—	60	200P	—	—	26x19x15	70	Subwoofer.
Dayton Wright XG-8 Mk3 Series 3	2995	dipole	—	elect. piezo	1	16,000	32-25k ±4	86	4	50	250C	1/S	—	42x39x10	95	
			1 1/2	—	1						2000P					
Design Acoustics D 8	485	pass. rad.	10	—	2	600	30-17k ±2	92	8	15	40C	3/S	—	112x42x32	70	Pass. rad. may be driven as second woofer.
			5	cone	1	1500					150P					
			—	cone	3											
			—	dome	1											
			—	piezo	1											

Manufacturer and model	Price (\$)	Enclosure type	Driver size (in.)	Driver type	Number	Crossover frequency (Hz)	Frequency response (Hz)	Sensitivity (dB)	Impedance (ohms)	Min. input (watts)	Max. input (watts)	Level controls (C-cont., P=peak, C=cont. variable, S=switched)	Dimensions (H x W x D) (in.)	Weight (pounds)	Remarks
D-6	318	vented	10 5 2½	— cone cone	1 1 5	800 2000	30-15k ±2	92	8	20	30C 100P	2	25x17x14	50	Rear-mounted woofer; spaced, angled tweeters.
D-4	239	air susp.	10 5 2½	— cone cone	1 1 3	800 2000	40-15k ±3	90.5	8	25	25C 75P	2	38x18x10	60	Dispersion angle 180° hor., 90° vert.
D-2	179	vented	10 1	— dome	1 1	1500	40-18k ±3.5	88	8	20	20C 50P	1	34x13x12	35	Tweeter main axis 30° from vertical.
D-1W	119	vented	8 1½	— cone	1 1	1500	50-15k ±3.5	87.5	6	15	15C 30P	—	54x31x20	19	Tweeter fires into double-reflecting dispersion system.
D-1A	109	vented	8 1½	— cone	1 1	1500	50-15k ±3.5	87.5	6	15	15C 30P	—	51x18x20	12	As above.
Dynaco Phase 3 Model 80	399	infinite	13 4½ 1	cone cone dome	1 1 1	800 4000	—	90	8	100D 150P	2/S	43x15x12	68	"Phase-coherent."	
Phase 3 Model 60	299	infinite	10 4½ 1	cone cone dome	1 1 1	1000 5000	—	89	8	—	60D 100P	2/S	36x13x9	44	As above.
A-30XL	149	sealed	10 5 1	cone cone dome	1 1 1	1000 5000	—	88	8	—	80P	2/C	23x13x10	38	In-line drivers.
A-25 II	119	vented	10 1	cone dome	1 1	1500	—	88	8	50D 80P	1/C	20x12x10	29	As above.	
D-20XL	74	vented	8 2	cone cone	1 1	2000	—	88	8	—	35P	—	18x11x9	20	
Electro-Voice Interface: D	p1500	vented	12 6½	— cone	1 1	40 350	28-18k ±3	97	8	1.5	50C 500P	1/S	32x22x16	114	Equalized tweeter-protect circ.
Interface: C	p900	vented	10	— horn	1 1	42 2000	30-18k ±3	96	6	2.8	20C 200P	1/S	30x22x12	60	As above.
Interface: B II	p675	vented	12 8	— radiator	1 1	42 1500	30-18k ±3	92	8	3.6	20C 200P	1/S	29x16x11	42	As above.
Interface: A II	p500	vented	12 8 2½	— radiator	1 1 2	49 1500 8000	35-18k ±3	92	8	3.6	20C 200P	1/S	23x14x8	30	As above.
Interface: 3	170	vented	12 8 2½	— radiator	1 1 1	57 1500	40-18k ±4	92	8	3.6	20C 200P	—	27x15x13	33	
Interface: 2	140	vented	10 8 2½	— radiator	1 1 1	66 1500	47-18k ±4	92	8	3.6	20C 200P	—	25x14x11	25	
Interface: 1	100	vented	8 2½	— —	1 1	76 1500	54-18k ±4	92	8	3.6	20C 200P	—	21x12x11	23	
Ezekiel FRL II	425	infinite	10 4 2½	cone cone dome	1 1 1	400 3500	27-19k +2, -3	87	7	50	200C 300P	1/C	44x16x10	60	
MTM	225	infinite	8 2½	cone dome	1 1	2200	36-19k ±4	89	6	25	90C 140P	1/C	40x15x8	45	
WRL	149	infinite	8 2½	cone dome	1 1	2200	38-19k ±4	89	6	20	90C 140P	1/C	25x15x13	38	
EPI 350	400	air susp.	8 3	— air spring	3 1	1800	36-20k ±3	87	8	38	125C	1/S	37x15x13	83	
250	250	air susp.	8 1	— air spring	2 2	1800	38-20k ±3	87	8	20	100C	1/S	25x15x15	40	
200B	225	pass. rad.	12 8 1	— pass. rad. air spring	1 1 1	1800	34-20k ±3	90	8	15	100C 150P	1/S	31x17x11	58	
120B	140	air susp.	10 1	— air spring	1 1	1800	38-20k ±3	88	8	25	80C	1/S	25x15x11	46	
100W	115	air susp.	8 1	— air spring	1 1	1800	48-20k ±3	87	8	12	75C	—	21x11x9	25	
100V	99	air susp.	8 1	— air spring	1 1	1800	48-20k ±3	87	8	12	75C	—	21x11x9	25	
70	75	air susp.	6 1	— air spring	1 1	1800	60-20k ±3	86.5	8	10	80C	—	16x11x7	17	
Epicure 1000	1000	air susp.	8 1	— air spring	4 4	1800	23-30k ±3	87	8	60	150C 250P	1/S	75x18x18	180	
400+	400	air susp.	6 1	— air spring	4 4	1800	27-20k ±3	85	8	30	150C 250P	1/S	38x14x14	90	
20+	275	air susp.	8 1	— air spring	2 2	1800	35-20k ±3	86	8	20	100C	1/S	29x19x12	64	
14	199	pass. rad.	8 6 1	— pass. rad. air spring	1 1 1	1800	28-20k ±3	84	8	15	80C	1/S	24x14x9	39	
11	149	vented	6 1	— air spring	1 1	1800	36-20k ±3	84	8	15	80C	1/S	23x14x10	36	
10	125	air susp.	8 1	— air spring	1 1	1800	43-20k ±3	86	8	12	75C	1/S	22x12x10	33	
5	80	air susp.	6 1	— air spring	1 1	1800	50-20k ±3	84	8	15	80C	—	15x11x8	16	
ESS Transar atd	p3500	infinite	32 21.5 in <sup>2</sup>	Heil AMT (bass drive) Heil AMT	1 1	1000	30-22k ±3	—	4	—	—	C	40x50x6	—	Inc. current-source woofer amp.



Manufacturer and model	Price (\$)	Enclosure type	Driver size (in.)	Driver type	Number	Crossover frequency (Hz)	Frequency response (Hz-Hz dB)	Sensitivity (SPL, in dB at 1 meter w/1W input)	Impedance (ohms)	Min. input (watts)	Max. input (watts)	Level controls (C-cont, P-peak)	Dimensions (H x W x D) (in.)	Weight (pounds)	Remarks
Seven	470	vented	12 4	— cone piezo	1 2 2	400 4000	25-25k ±5	99 8	—	1	50C 75P	2/C	29x19x16	98	
Mark V	350	vented	12 4	— cone piezo	1 2	500 4000	30-25k ±5	96 8	—	1	50C 75P	2/C	26x14x12	55	
Concerto	290	vented	10 3x7	— horn piezo	1 1 1	2000 4000	35-25k ±5	93 8	—	1	30C 45P	1/C	22x16x16	56	End table ht.
Mark IV-A	210	vented	10 3x7	— horn	1 1	2000	40-16k ±5	93 8	—	1	30C 45P	1/C	24x14x12	44	
Monte Carlo	150	vented	8 3	— — piezo	1 1 1	3800	50-25k ±5	95 8	—	1	30C 45P	—	19x11x12	31	
CAD-1	100	vented	8 3 1/4	— — —	1 1 1	3000	50-15k ±5	96 8	—	1	15C 30P	—	19x11x11	21	
<b>Fried Products</b>															
H/II	1900 (syst.)	trans. line	10 5 1	cone cone dome	2 1 1	75 3500	20-20k ±3	87 8	—	25	70C 500P	—	24x45x24	200	Subwoofer + satellite; kit, \$800.
T Subwoofer	1400	trans. line	10	cone	2	75	20-20k ±3	91 8	—	25	70C 500P	—	24x45x24	170	2-ch. subwoofer of above; also available as kit.
M/II	850	trans. line	8 5 1	cone cone dome	1 1 1	125 3500	20-20k ±3	90 8	—	25	70C 500P	—	43x22x12	90	
R/III	400	line tunnel	10 5 1	cone cone dome	1 1 1	350 3000	30-20k ±3	89 8	—	25	50C 250P	S	28x16x14	60	
W	260	line tunnel	8 3 1	cone cone dome	1 1 1	800 3000	40-20k ±2	89 8	—	25	35C 250P	S	25x14x10	45	
B/2	250	infinite	5 1	— dome	1 1	3200	60-20k ±3	87 8	—	25	35C 500P	—	12x8x6	14	
A	195	line tunnel	8 1	— dome	1 1	2500	45-20k ±2	88 8	—	25	35C 250P	S	20x12x10	30	
Q	140	line tunnel	8 1	— dome	1 1	2500	45-18k ±2	88 8	—	25	35C 200P	S	20x12x10	30	
<b>Gale Electronics</b>															
GS 401A	500	air susp.	7 7/8 4 3/4	— — dome	2 1 1	475 5000	35-20k ±5	— 4-8	—	50	100C 200P	C	13x24x11	48	"Sealed midrange."
<b>GC Electronics</b>															
Audio Trek IV	101	air susp.	12 4 1/2 1 1/4	cone cone ring	1 1 1	—	35-22k	— 8	—	10	45C	—	24x15x10	35	
Audio Trek III	72	air susp.	10 3	cone cone	1 1	—	35-22k	— 8	—	5	35C	—	20x12x10	20	
<b>Genesis Physics</b>															
Genesis 3	299	pass. rad.	10 8 4 1	— — — inv. dome	1 1 1 1	45 800 3000	32-20k ±4	87 8	—	20	40C 100P	2/S	38x15x12	52	
Genesis II+	219	pass. rad.	10 8 1	— — inv. dome	1 1 1	45 1800	32-20k ±4	88.5 8	—	15	40C 80P	1/S	33x15x11	44	
Genesis II	155	pass. rad.	10 8 1	— — inv. dome	1 1 1	45 1800	32-20k ±4	88 8	—	12	40C 80P	f/S	27x15x12	37	
Genesis I	99	air susp.	8 1	— inv. dome	1 1	1800	45-20k ±4	88 8	—	12	40C 60P	—	21x12x9	24	
Genesis 6	75	air susp.	6 1/2 1	— inv. dome	1 1	1800	60-20k ±5	88 8	—	12	40C 60P	—	18x10x7	17	
<b>GLI</b>															
Model 4	1700	horn	15 15	— pass. rad.	2 2	750 7000	30-20k ±4	103 8	—	50	260C 100P	—	80x36x30	195	
Model 3	898	horn	15 20x15 3	— — horn	2 1 7	850 7000	30-20k ±5	101 8	—	50	200C 900P	—	50x36x30	150	
Model 2	696	reflex	15 5 3	— cone horn	2 8 4	350 7000	35-20k ±5	98 8	—	50	200C 600P	—	36x22x21	130	
Model 1	548	reflex	15 14x3 3	— horn horn	2 1 3	975 7000	35-20k ±5	98 8	—	25	175C 500P	—	36x22x21	90	
Mono	448	pass. rad.	15 15	— pass. rad.	1 1	875 7000	35-20k ±5	96 8	—	25	100C 300P	—	36x22x14	75	
FRA-1	388	pass. rad.	15 5 1/4	— — piezo	1 8 4	7000	48-20k ±3.5	93 4	—	50	100C 300P	—	24x24x10	36	
<b>Grafyx Audio Products</b>															
Grafyx SP Ten	149	vented	10 1	— dome	1 1	2000	35-18k ±3	88 8	—	10	75C	—	27x15x14	48	
Grafyx SP Eight	125	vented	8 1	— dome	1 1	2000	39-18k ±3	87 8	—	10	75C	—	25x14x10	39	

Manufacturer and model	Price (\$)	Enclosure type	Driver size (in.)	Driver type	Number	Crossover frequency (Hz)	Frequency response (Hz-Hz dB)	Sensitivity (SPL in dB at 1 meter w/1W input)	Impedance (ohms)	Min. input (watts)	Max. input (watts)	Legal controls (C-count, P-peak)	Dimensions (H x W x D) (in.)	Weight (pounds)	Remarks
AMT Monitor	608	pass. rad.	12 12 21.5 in. <sup>2</sup>	pass. rad. Heil AMT	1 1 1	1000	35-23k ±3	90 6	—	375P	C	39x16x16	104		
AMT 1B	488	pass. rad.	12 12 21.5 in. <sup>2</sup>	pass. rad. Heil AMT	1 1 1	1000	30-23k ±3	90 6	—	375P	C	35x16x16	85		
AMT 1B Bookshelf	416	pass. rad.	12 12 21.5 in. <sup>2</sup>	pass. rad. Heil AMT	1 1 1	1000	40-23k ±3	90 6	—	375P	C	24x14x14	65		
Tempest LS-4	348	pass. rad.	10 10	pass. rad. Heil AMT	1 1	2400	35-24k ±3	96 6	—	160P	C	35x13x12	48		
AMT 10B	334	pass. rad.	10 12 20.25 in. <sup>2</sup>	pass. rad. Heil AMT	1 1 1	1400	40-22k ±3	90 6	—	275P	C	24x14x14	55		
Performance PS 4	322	pass. rad.	10 10 10.4 in. <sup>2</sup>	pass. rad. Heil AMT	1 1 1	2400	35-24k ±3	96 6	—	160P	—	35x13x12	48		
Tempest LS-5	241	pass. rad.	10 10	pass. rad. Heil AMT	1 1	2400	40-20k ±3	95 6	—	140P	—	24x14x14	36		
Performance PS 5	234	pass. rad.	10 10 10.4 in. <sup>2</sup>	pass. rad. Heil AMT	1 1 1	2400	40-20k ±3	95 6	—	140P	—	24x14x14	36		
Tempest LS-8	179	pass. rad.	8 10	pass. rad. Heil AMT	1 1	2400	50-20k ±3	94 6	—	100P	C	22x13x11	30		
Performance PS-8	172	pass. rad.	8 10 10.4 in. <sup>2</sup>	pass. rad. Heil AMT	1 1 1	2400	50-20k ±3	94 6	—	100P	—	22x12x11	30		
Fisher															
ST 461	350	reflex	15 5 3	— cone horn	1 2 1	1000 500	40-20k ±10	92 8	25	130C	2/S	29x18x15	53	Circ. breaker.	
ST 661A	330	pass. rad.	12 2 1	— dome dome	1 1 1	700 7000	39-22k ±5	94 8	40	125C	2/S	29x18x13	45	Circ. breaker.	
ST 451	290	reflex	12 5 3	— cone dome	1 2 1	1000 5000	45-20k ±10	91 8	20	100C	S	27x17x14	44	Circ. breaker.	
ST 641A	280	pass. rad.	10 2 3	— dome dome	1 1 2	700 7000	40-20k ±5	92 8	30	90C	2/S	27x17x12	37	Circ. breaker.	
XP 95B	250	air susp.	15 5 3	— — dome	1 2 1	—	—	—	8	75	—	28x18x13	44		
ST 441	240	reflex	12 5 3	— cone dome	1 1 1	1000 5000	45-18k ±10	90 8	12	75C	1/S	26x16x13	36	Circ. breaker.	
ST 430	180	air susp.	10 5 3	— cone cone	1 1 1	1000 5000	50-17k ±10	90 8	6.5	50C	—	26x16x13	34		
XP 335	180	vented	12 5 3	— — —	1 1 1	1500 5000	—	—	8	20	70C	—	24x15x11	30	
XP 330	160	air susp.	12 5 3	— — —	1 1 1	1500 5000	—	—	8	17	50C	—	23x15x11	27	
XP 325	130	air susp.	10 5 3	— — —	1 1 1	1500 5000	—	—	8	12	35C	—	22x14x9	19	
ST 420	120	pass. rad.	8 3	— cone	1 1	5000	50-16k ±10	90 8	3.5	35C	—	22x14x10	19		
MS 135A	100	pass. rad.	8 3 2	— cone cone	1 1 1	6000 8000	70-16k ±10	91 8	5	35C	—	24x15x11	19		
MS 125A	90	pass. rad.	8 2	— cone	1 1	6000	70-14k ±10	91 8	4	30C	—	22x14x9	15		
MS 115A	80	pass. rad.	6½	dual cone	1	8000	80-12k ±10	90 8	3	22C	—	22x14x9	14		
XP 320	80	vented	8 3	— —	1 1	5000	—	—	8	8.5	25C	—	19x11x9	12	
Frankmann Research															
Frankmann	1295	infinite	12 8	— horn	8 8	200 4000	20-22k ±4	98 8	10	200P	2/S	bass: 31x52x24 satellites: 38x10x6	240	3-pc. syst.; satellites fit stands (incl.) or wall.	
Mini-Frank	895	air susp.	12 8	— horn	4 4	200 4000	30-22k ±4	92 6	10	125P	2/S	bass: 29x30x20 satellites: 22x10x6	105		
Frazier															
Frazier Eleven	1300	vented	15 12 4	— — cone	1 1 4	400 4000	15-25k ±5	103 4	1	100C 150P	2/S	55x30x18	250		
Frazier's Thing	1000	vented	12 10 3x14	— — horn piezo	1 1 1 2	800 4000	20-25k ±5	99 4	1	60C 90P	2/C	48x24x18	146		



Manufacturer and model

Manufacturer and model	Price (\$)	Price (\$/per pair)	Enclosure type	Driver size (in.)	Driver type	Number	Crossover frequency (Hz)	Frequency response (Hz Hz dB)	Sensitivity (SPL in dB at 1 meter w/1W input)	Impedance (ohms)	Min. input (watts)	Max. input (watts)	Level controls (C=cont. P=peak)	Dimensions (inches)	Weight (pounds)	Remarks
Gralyx SP-Seven	99	air susp.	8	-	1	2000	43-19k ±3	86 8	10	50C	-	23x13x9	32			
Hartley Products Reference	1525	infinite	24	-	1	250	16-25k	93.5 5-8	25	300C 400P	-	50x36x24	300			
			10	cone	1	3000										
			7	cone	1	7000										
			1	dome	1											
Concertmaster	1225	infinite	18	-	1	250	16-25k	93 5-8	25	300C 400P	-	42x29x18	150			
			10	cone	1	3000										
			7	cone	1	7000										
			1	dome	1											
Holton Tower	450	infinite	10	-	2	3000	20-25k	92 4	15	150C 200P	-	50x20x14	105			
			1	dome	1											
Zodiac 300A	250	infinite	10	-	2	2000	30-25k	94 4	5	100C 150P	-	25x14x12	65			
			1	dome	1											
Zodiac '77	175	infinite	10	-	1	2000	35-25k	92.5 8	5	100C 150P	-	30x15x12	50			
			1	dome	1											
Zodiac 1A	135	infinite	10	-	1	2000	40-25k	92.5 8	5	100C 150P	-	22x15x9	35			
			1	dome	1											
Zodiac Jr.	90	infinite	8	-	1	2500	50-18k	90.5 8	5	50C 75P	-	19x12x8	25			
			2	cone	1											
Heath AS-1348	290	air susp.	15	-	1	500	28-20k ±3	- 8	8	250C	S	38x24x15	110		Kit; ea. driver fused; rear-mounted woofer.	
	p540		4½	-	2	3000										
			1	dome	3											
AS-1373	160		10	-	1	500	40-20k ±3	- 8	11	200C	2	26x15x12	68			
	p300		4½	-	1	3000										
			1	dome	1											
AS-1344	130		6½	-	2	4000	55-20k ±3	- 4	6	100C	1/S	40x11x11	-		As above; radiates from 2 adj. sides.	
			1	dome	2											
AS-1352	100		10	-	1	2800	45-18k ±3	- 8	6	100C	1/S	24x14x11	55		Kit.	
	p180		1½	-	1											
AS-1363	100		10	-	1	750	45-18k ±3	- 8	5	130C	2/S	25x14x11	-		Kit.	
	p190		4½	-	1	4000										
			1	dome	1											
HED H-15	250	reflex	15	-	1	2000	32-16k ±4	103 4-8	0.5	100C	1/C	29x18x18	63			
			-	horn	2											
W-12	160	reflex	12	-	1	2000	38-20k ±4	97 4-8	2	50C	1/C	25x15x12	42			
			-	horn	1											
W-10	150	reflex	10	-	1	2000	38-20k ±4	92 4-8	6	40C	1/C	25x15x12	39			
			-	Dhorn	1											
H-12	130	reflex	12	-	1	2000	38-20k ±4	97 4-8	2	50C	1/C	25x15x12	33			
			-	Dhorn	1											
H-10	120	reflex	10	-	1	2000	38-20k ±4	92 4-8	6	40C	1/C	25x15x12	31			
			-	Dhorn	1											
Hitachi HS-530	350	air susp.	10	cone	1	900	30-17k ±5	- 6	-	-	-	25x14x11	38		Metal cones.	
			2 1/8	cone	1	3000										
			1	dome	1											
HS-330	250	air susp.	10	cone	1	900	40-18k ±4	- 6	-	-	-	23x12x12	32			
			2½	cone	1	4000										
			1½	cone	1											
HS-371	200	air susp.	12	-	1	1500	-	- 8	-	-	-	24x15x13	35			
			6	cone	1	6000										
			1	dome	1											
HS-323R	140	air susp.	10	-	1	3000	-	90 8	-	-	-	22x12x12	24			
			1	dome	1											
IMF Electronics RSPM Mark IV	1250	trans. line	11½x8½	flat	1	350	17-ultrasonic	-	-	50	150C	3	40x20x17	119		
			6	cone	1	3000										
			1¼	-	1	13,000										
			¾	dome	1											
Monitor TSL 80 II	925	trans. line	11½x8½	flat	1	350	20-ultrasonic	-	-	40	100C	1	39x18x16	97		
			6	cone	1	3000										
			1¼	-	1	13,000										
			¾	dome	1											
Studio TSL 50 II	550	trans. line	8	cone	1	375	23-ultrasonic	- 4-8	30	70C	1	36x15x14	60			
			4	cone	1	3000										
			-	dome	1	15,000										
			-	dome	1											
Studio ALS 40 II	425	active line	8	cone	1	150	28-20k	- 4-8	25	60C	1	27x14x14	40		Trans. line terminated by 2nd woofer w. different resonant freq.	
			8	cone	1	375										
			4	cone	1	3000										
			-	dome	1											
Super Compact	245	reflex	8	cone	1	375	30-20k	- 4-8	20	50C	-	18x12x11	20			
			4	cone	1	3000										
			-	dome	1											
Compact II	160	reflex	6½	cone	1	4000	35-20k	- 4-8	15	40C	-	15x10x9	13			
			-	dome	1											
Infinity Quantum Reference Standard	p6500	dipole	15	cone	1	variable	18-32k ±2	- 4	150	350	3/C, 3/S	80x48x24	200		"Watkins dual drive woofers"; el. crossover.	
			-	EMIT	20					100	bass					
			18	line source	3					h-f	350					
			-	-	1					h-f	h-f					
Quantum Line Source	1200	air susp.	12	cone	1	200	18-32k ±2	- 4	100	500C	3/C	66x18x15	190		"Watkins woofer."	
			-	dome	6	600										
			-	line source	8	4000										
			-	coupler	1											

Manufacturer and model

Manufacturer and model	Price (\$)	Price (\$/per pair)	Enclosure type	Driver size (in.)	Driver type	Number	Crossover frequency (Hz)	Frequency response (Hz Hz dB)	Sensitivity (SPL in dB at 1 meter w/1W input)	Impedance (ohms)	Min. input (watts)	Max. input (watts)	Level controls (infinite/1 type)	Dimensions (H x W x D) (in.)	Weight (pounds)	Remarks
Quantum II	750	air susp.	12	—	1	200	24-32k ±3	—	4	45	350C	3/C	49x13x18	138	—	
					3	600										
					2	4000										
Quantum III	525	air susp.	12	—	1	200	28-32k ±3	—	4	35	250C	3/C	40x13x18	110	—	
					2	600										
					1	4000										
Quantum 4	425	air susp.	12	—	1	600	35-32k ±3	—	4	30	250C	2/C	36x15x12	90	—	
			1½	dome	1	4000										
Column II	329	vented	10	—	2	750	35-20k ±3½	—	8	15	250C	—	40x14x13	—	—	
			4½	cone	1	5000										
				cone	2											
Quantum 5	340	air susp.	12	—	1	600	38-32k ±3	—	4	30	250C	2/C	27x15x12	55	"Warkins woofer"; pedestal opt.	
			1½	dome	1	4000										
Quantum Jr.	275	air susp.	12	—	1	600	40-32k ±3	—	4	25	200C	2/C	25x15x12	50	Pedestal opt.	
			1½	cone	1	4000										
				dome	1											
3000B	210	—	12	—	1	500	35-20k ±4½	—	8	10	125C	—	25x15x12	—	—	
			4½	cone	1	5000										
			2½	cone	1											
Qb	192	air susp.	10	—	1	600	42-32k ±3	—	4	15	150C	2/C	25x14x12	43	—	
			4	cone	1	4000										
Qa	139	air susp.	10	—	1	2500	42-32k ±3	—	4	15	150C	1/C	25x14x12	40	—	
				EMIT	1											
Qc	105	—	—	—	1	—	—	—	—	10	100	—	18x12x10	—	Tweeter rotates for hor. or vert.	
				EMIT	1											
Innotech D24	395	trans. line	5½	—	2	3500	30-24k ±3	86	5	35	50C	—	37x11x16	55	—	
			1½	dome	1	11,000					750P					
			¾	—	1											
Isophon Prominent 2002	785	reflex	11 7/8	—	1	—	25-20k ±1.5	—	8	2.2	70C	S	20x16x17	80	Floor-stand; controls on top.	
			8	dome	1						100P					
				dome	1											
TS 8002	361	—	—	—	—	800	35-20k ±1.5	—	8	3.5	60C	C	20x11x9	26	—	
						3000					80P					
TS 5007A	232	—	—	—	—	800	48-20k ±1.5	—	8	5.6	30C	C	17x9x8	19	—	
						6000					50P					
DIA 2000	123	—	—	—	—	3000	65-20k ±2.5	—	4	1	50C	C	8x5x4	6	Heat sink.	
											70P					
Janis Audio Janis W1	650	slot	15	—	1	100	30-100 ±1	87	—	60	150P	—	18x22x22	90	Subwoofer.	
Janis W2	450	slot	15	—	1	100	32-100 ±1.5	85	—	60	150P	—	18x22x22	85	—	
Janszen Z-50	750	trans. line	8x12	—	1	800	25-20k ±3	—	4	20	100C	2/C	55x18x17	125	Carbon fiber woofer; dipole mid & high.	
			64 in.²	elect.	2	4000										
Z-40	470	pass. rad.	10	—	1	800	33-20k ±3	—	4	20	100C	2/C	50x13x13	64	Dipole mid & high.	
			64 in.²	elect.	2	4000										
Z-30	340	air susp.	10	—	1	800	45-20k ±3	—	4	15	100C	2/C	37x13x13	49	—	
			64 in.²	elect.	1											
Z-20	300	air susp.	12	—	1	800	30-20k ±3	—	4	20	100C	1/C	27x15x12	48	—	
			32 in.²	elect.	1											
Z-20X	275	air susp.	12	—	1	1800	33-20k ±3	—	4	20	100C	1/C	27x15x12	44	—	
			32 in.²	elect.	1											
Z-10	250	air susp.	10	—	1	800	35-20k ±3	—	4	20	75C	1/C	24x13x11	41	—	
			32 in.²	elect.	1											
Z-10X	234	air susp.	10	—	1	1800	35-20k ±3	—	4	20	75C	1/C	24x13x11	41	—	
			32 in.²	elect.	1											
Z-210A	150	air susp.	10	—	1	1800	45-20k	—	4	20	75C	1/C	18x13x11	25	—	
			32 in.²	elect.	1											
JBL D44000 Paragon	3510	horn	15	—	2	500	—	96	8	10	125C	2/S. C	36x104x24	695	Single-cabinet stereo.	
				cone	2	7000										
				ring	2											
L212	1740	sealed	12	—	1	70	—	91	8	10	75C	3/C	19x19x19	225	3-pc. syst., self-amplified bass.	
	(set)		8	cone	1	800							39x17x13			
			5	cone	1	3000							32x23x23			
			1	dome	1											
L300	960	vented	15	—	1	800	—	93	8	10	150C	2/C	32x23x23	145	Acoustic lens on midr.	
			1½	cone	1	8500										
			1½	horn	1											
L65	489	vented	12	—	1	1000	—	89	8	10	75C	2/C	25x18x13	67	—	
			5	cone	1	6500										
			1½	ring	1											
L166	426	vented	12	—	1	1000	—	89	8	10	75C	2/C	24x14x13	55	—	
			5	cone	1	6000										
			1	dome	1											
L110	348	vented	10	—	1	1000	—	89	8	10	75C	2/C	24x14x11	50	—	
			5	cone	1	4000										
			1	dome	1											
L50	276	vented	10	—	1	800	—	88	8	10	35C	2/C	25x14x13	47	—	
			5	cone	1	3000										
			1½	cone	1											
L40	207	vented	10	—	1	1800	—	88	8	10	35C	1/C	23x15x12	44	—	
			1	cone	1											
				dome	1											



Manufacturer and model	Price (\$)	Enclosure type	Driver size (in.)	Driver type	Number	Crossover frequency (Hz)	Frequency response (Hz)	Sensitivity (dB)	Impedance (ohms)	Min. input (watts)	Max. input (watts)	Level controls (C-cont. P-peak)	Dimensions (H x W x D) (in.)	Weight (pounds)	Remarks
L19	150	vented	8 1 1/2	cone cone	1 1	2500	—	87	8	10	35C	1/C	21x13x10	29	
Jensen Sound Labs 550	300	air susp.	15 3 1/2	cone dome	1 2	1000 4000	45-20k ±3	96	8	10	90C 180P	2/C	31x20x16	70	
LS-6	290	air susp.	15 3 1/2	— dome	1 2	1000 4000	45-20k ±3	96	8	10	90C 180P	2/C	31x19x16	70	
540	240	air susp.	12 3 1/2	— dome	1 2	1000 4000	50-20k ±3	95	8	10	75C 150P	2/C	27x16x14	50	
LS-5	220	air susp.	12 3 1/2	— dome	1 2	1000 4000	50-20k ±3	95	8	10	75C 150P	2/C	26x16x14	50	
530	190	air susp.	10 3 1/2	— dome	1 1	1000 4000	55-20k ±3	93	8	10	60C 120P	2/C	25x14x12	42	
LS-4	170	air susp.	10 3 1/2	— —	1 1	1000 4000	55-18k ±3	93	8	10	60C 120P	C	25x14x12	40	
520	130	air susp.	10 2	— —	1 1	3500	60-18k ±3	92	8	10	45C 90P	1/C	23x12x11	30	
LS-3	120	air susp.	10 2	— —	1 1	3500	60-18k ±3	92	8	10	45C 90P	1/C	23x13x10	28	
LS-2	80	air susp.	8 2	— —	1 1	4000	65-18k ±3	91	8	10	40C 80P	—	19x11x10	18	
JR Loudspeakers JR 149	p475	sealed	5 1/8 3/4	— —	1 1	3000	25-20k ±4	77	15	20	60C 200P	—	15x9 diam.	12	Cylindr. alum. encl.; opt. wall brkt.
JVC SK-1000S	260	reflex	12 5	— cone	1 1	1000 10,000	—	93	8	10	85C 170P	2/C	26x16x13	53	
SK-700S	160	reflex	10 5	— cone	1 1	1000 10,000	—	92	8	10	60C 120P	2/C	22x14x12	38	
SK-500S	p200	reflex	10 2 1/2	— cone	1 1	2000	—	91	8	10	35C 70P	—	20x13x11	23	
S-M3	p160	reflex	4 1	— dome	1 1	2500	—	85	8	12	50P	—	8x5x5	5	Metal cab.
K&H 092	3000	—	10 5	— —	2 1	500 4000	50-16k ±1.5	—	6.8k	—	—	2/S	31x17x12	66	120+60+60W tri amplifier.
OY	1015	—	10 3	— horn	1 1	500 8000	100-20k ±2	—	6.8k	—	—	2/S	19x12x9	44	2x30W biampifier.
KEF Electronics Model 105	800	—	12 5	— dome	1 1	400 2500	30-25k ±2	87	8	40	200C	2/S	38x16x18	80	Peak lev. ind.; fused; on-axis ind.; stepped cabinet. Fused.
Contata	495	—	13x9 5	— dome	1 1	250 3000	35-20k ±3	87	8	15	150C	2/S	32x13x15	70	
Model 104aB	350	pass. rad.	8 3/4	— dome	1 1	45 3000	50-20k ±2	85	8	15	100C	1/S	25x13x10	36	
Calinda	295	pass. rad.	8 3/4	— dome	1 1	45 3500	40-30k ±3	85	8	15	100C	—	27x11x14	42	
Corelli	185	—	8 3/4	— dome	1 1	3500	—	83	8	25	50C	—	19x11x9	20	
Kenwood LS-890	350	vented	13 4 3/8	— —	1 1	1300 5000	—	—	8	20	160	2	26x15x13	48	
LS-408B	250	vented	12 4 3/8	— —	1 1	1500 4000	—	—	8	20	160	2	26x15x13	40	
LS-407B	180	vented	10 4 3/8	— —	1 1	1500 4000	—	—	8	20	120	2	26x15x13	39	
LS-405B	130	vented	10 1 1/4	— —	1 1	2500	—	—	8	10	100	—	23x13x11	30	
LS-403B	p180	vented	8 1 1/4	— —	1 1	2500	—	—	8	10	80	—	18x12x9	21	
KLH Baron 355	399	vented	11 1 1/4	cone dome	1 1	1200 5000	—	91	8	20	120C	1/C	36x14x13	80	
Magnum CT44	349	—	10 2 1/2	cone cone	2 2	—	45-22k	92	4	15	100C	—	41x12x12	—	
Classic Five	299	air susp.	12 1 1/2	cone dome	1 1	900 3000	—	—	8	20	120C	C	26x14x13	65	
Little Baron 345	299	vented	11 1	cone dome	1 1	1900	—	90.5	8	20	70C	1/C	29x13x12	50	
Baroness 335	249	vented	10 1	cone dome	1 1	—	—	91	8	15	60C	C	23x12x11	—	

Manufacturer and model

	Price (\$)	Enclosure type	Driver size (in.)	Driver type	Number	Crossover frequency (Hz)	Frequency response (Hz)	Sensitivity (SP) in dB at 1 meter w/ 1W input	Impedance (ohms)	Max. input (watts)	Level controls (number/type)	Dimensions (H x W x D) (in.)	Weight (pounds)	Remarks	
319	230	vented	12 5 1/4 2 1/2 1	cone cone cone dome	1 1 1 1	1200 3000	-	8	10	100C	-	25x15x12	40	One rear-fire tweeter.	
CL 4	225	vented	10 4 1/4 1	cone cone dome	1 1 1	500 5000	30-22k ±3	-	8	25	200C	2/S	27x14x13	59	
Pistol CT 38	209	-	8 1/4 2 1/2	cone -	2 2	-	-	-	4	10	75C	-	41x11x11	-	
Classic One	199	air susp.	10 1	cone dome	1 1	1900	-	-	8	15	60C	C	24x12x12	-	
318	190	vented	12 2 1/2	cone cone	1 1	-	56-18k	95	8	10	75C	1/C	23x14x11	-	
CL 3	170	vented	10 2 1/2 2	cone cone cone	1 1 1	1500 10,000	35-20k ±3.5	-	8	20	100C	-	26x14x12	53	
CB-10	135	vented	10 2 1/2	cone cone	1 1	-	40-18k ±4	-	8	10	100C	1/S	20x15x7	35	
317A	130	vented	10 2 1/4	cone cone	1 1	-	45-18k	-	8	10	50C	1/C	23x12x10	-	
CB-8	115	vented	8 2 1/2	cone cone	1 1	-	47-18k ±4	-	8	8	100C	1/C	20x11x7	27	
331A	99	vented	8 1/4 2 1/4	cone cone	1 1	50	18k	-	8	8	50C	-	21x12x9	-	
<b>Klipsch</b>															
Klipschorn	1651	horn	15	-	1	400	35-17k ±5	104	8	-	105C	-	52x31x29	200	
				horn	1	6000		at							
				horn	1			4 ft							
Belle Klipsch	1374	horn	15	-	1	400	45-17k ±5	104	8	-	105C	-	36x30x19	125	
				horn	1	6000		at							
				horn	1			4 ft							
Cornwall	746	vented	15	-	1	600	38-17 ±5	98.5	8	-	105C	-	36x26x16	108	
				horn	1	6000		at							
				horn	1			4 ft							
La Scala	618	horn	15	-	1	400	45-17k ±5	104	8	-	105C	-	35x24x25	110	
	671			horn	1	6000		at							
				horn	1			4 ft							
Heresy	436	inf. baffle	12	-	1	700	50-17k ±5	96	8	-	105C	-	21x16x13	55	
				horn	1	6000		at							
				horn	1			4 ft							
<b>Koss</b>															
Model One A	1500	dipole	1845 in. <sup>2</sup> 461 in. <sup>2</sup> 108 in. <sup>2</sup> 14 in. <sup>2</sup>	elect. elect. elect. elect.	1 1 1 1	250 1600 6500	32-20k -3	83	4	75	300P	-	49x32x10	150	
Model Two	750	dipole	615 in. <sup>2</sup> 165 in. <sup>2</sup>	elect. elect.	1 1	250 2500	37-19k ±3	-	4	75	300P	1/C	41x24x12	82	
CM/1030A	425	reflex	10 5 1	cone cone dome	1 2 1	400 2500 6000	29-19k -3	96	4	15	200P	3/S	39x17x15	74	
CM/1020A	325	reflex	10 5 1	cone cone dome	1 1 1	450 3000	31-18.5k -3	95	4	15	150P	2/S	33x16x14	60	
CM/1010A	225	reflex	10 8 1	pass. rad. cone dome	1 1 1	2500	35-17.5k -3	92	4	15	100P	1/S	28x16x11	44	Adj. bass with removable woofer mass.
CM/530	150	reflex	8 8 1	cone cone pass. rad. dome	1 1 1 1	2800	36-17k -3	89	4	15	75P	1/C	24x14x12	35	
<b>Kustom Acoustics</b>															
Titan Labyrinth	1499	trans. line	12 5 1 1/4 1	cone cone dome dome	2 2 1 1	350 2500 7500	24-22k ±2.5	96	4	15	150C 500P	4/C	48x30x18	325	Opt. tilt & straight bases; fused.
AE1-Amp Eater	1399	trans. line	12 5 1 1/4 1	cone cone dome dome	4 2 2 2	350 2500 7500	28-22k ±3	99	2-8	15	200C 800P	C	48x30x18	340	
TAS-Challenger	799	trans. line	12 5 1 1/4 1	cone cone dome dome	2 1 1 1	350 2500 7500	28-22k ±3	96	4	15	150C 500P	C	36x24x16	185	
Labyrinth	749	trans. line	12 5 1 1/4 1	cone cone dome dome	1 1 1 1	350 2500 7500	19-22k ±2.5	91	8	15	100C 300P	3/C	48x16x18	130	
Trapezoid	499	trans. line	12 5 1 1/4 1	cone cone dome dome	1 1 1 1	350 2500 7500	29-22k ±3	93	8	15	100C 300P	C	40x16x13	100	
Regency	349	trans. line	12 5 1 1/4 1	cone cone dome dome	1 1 1 1	350 2500	30-22k ±3	92	8	15	100C 300P	C	26x16x13	76	
Signet	259	trans. line	12 5 1	cone cone dome	1 1 1	700 2500	34-22k ±3	95	8	15	100C 300P	C	26x16x13	70	
Impulse	199	trans. line	12 5 1	cone cone dome	1 1 1	700 2500	39-21k ±3	92	8	15	100C 300P	C	24x14x9	48	



**Lafayette Radio Electronics**

Criterion 3003	300	air susp., pass. rad.	12 12	cone pass. rad. Heil AMT	1 1 1	2000	30-25k ±3	91	6	20	180C	1/C	39x15x15	65	
Criterion 3002	240	air susp., pass. rad.	10 10	cone pass. rad. Heil AMT	1 1 1	2000	35-25k ±3	90	6	20	160C	1/C	39x12x14	55	
Criterion 3001	200	vented	10	cone Heil AMT	1 1	2000	40-25k ±3	89	6	15	150C	1/C	25x15x15	45	
Criterion 2003A	200	reflex	15	cone horn ring	1 1 2	900 5000	20-20k	95	8	15	120C 200P	2/C	29x18x13	60	
Criterion 2002A	160	reflex	12	cone horn ring	1 1 2	2000 4000	20-20k	96	8	10	90C 180P	2/C	26x16x14	50	
Criterion 2001A	120	reflex	10	cone horn ring	1 1 1	2000 4000	30-20k	96	8	10	70C 140P	2/C	25x15x14	42	

**Lancer Electronics**

BB-3	550	vented	12 6 1	cone cone dome	1 2 1	100 2500	18-22k ±3	-	8	20	100C 160P	2/C	woofer: 18x21x21 satellites: 12x8x7	118	3-unit system.
PA 20	450	vented	12 5 1	cone cone dome	1 1 1	1000 4000	20-22k +4.5	-	8	20	75C 120P	2/C	39x18x13	78	"Phase-aligned."
SC-8	360	vented	12 5 1	cone dome dome	2 1 1	500 4500	20-22k	-	8	10	75C 120P	2/C	28x18x13	65	"
SC-7A	280	air susp.	12 5 1	cone dome dome	1 1 1	500 4500	20-20k	-	8	10	75C 120P	2/C	26x15x12	59	
SC-9T	250	air susp.	10 5 1	cone dome dome	1 1 2	500 4500	20-22k	-	8	10	50C 90P	2/C	38x12x12	62	Omnidirectional.
SC-4A	200	air susp.	12 5 1	cone dome dome	1 1 1	500 4500	20-20k	-	8	10	50C 90P	2/C	24x15x13	53	
SC-10A	130	air susp.	10 2 1/4	cone dome	1 1	2500	20-20k	-	8	10	50C 90P	1/C	20x13x10	33	
9535-2	100	air susp.	12 2 1/4	cone dome	1 1	3000	30-20k	-	8	5	35C 50P	-	25x14x12	33	

**Leak**

3090	870	trans. line	15 7 4	cone cone cone	1 1 1	350 2000 7000	35-26k ±3	88	6	-	100C 160P	2	47x20x15	112	2-pc. encl. w/ swivelling top, casters.
3080	550	air susp.	2x1 10 6 3/4 3/4	cone cone dome	1 1 1	450 3500	38-22k ±3	85	8	12	80C	-	33x14x17	72	"Phase compensated."
3050	355	air susp.	6 3/4 3/4	cone dome	2 1	4000	48-22k ±3	85	8	12	50C	-	25x12x13	42	"
3030	230	air susp.	5 3/4	cone dome	2 1	4000	60-22k ±3	85	8	12	35C	-	21x10x11	24	"
3020	175	reflex	5 3/4	cone dome	1 1	3000	62-22k ±3	85	8	12	25C	-	17x8x11	16	As above, stepped cab.

**Lentek**

S-4	640	air susp.	6 1	- dome	1 1	2500	60-18k ±3	78	8	25	75C 100P	-	20x10x10	25	
-----	-----	-----------	--------	-----------	--------	------	-----------	----	---	----	-------------	---	----------	----	--

**Linn Products**

DMS Isobarik	p1920	Isobarik	12x9 5 1	cone cone dome	1 2 2	375 3000	20-20k ±3	-	4	50	-	-	30x15x16	105	Top fire midrange & tweeter.
--------------	-------	----------	----------------	----------------------	-------------	-------------	-----------	---	---	----	---	---	----------	-----	------------------------------

**LTC**

TX-5	550	air susp.	10 1	cone dome	1 4	2600	36-24k ±3	94	8	25	100C 150P	1/C	30x28x10	80	Circ. breaker, tweeter plot, circ., swivel stand.
100	340	air susp.	10 1	cone dome	1 4	2600	36-22k ±3	94	8	25	80C 100P	1/C	39x13x12	61	
50	240	air susp.	10 1	cone dome	1 2	2600	36-20k ±4	94	8	25	80C 100P	1/C	27x15x12	47	
25	180	air susp.	10 1	cone dome	1 1	2600	40-18k ±4	94	8	25	60C 80P	1/C	24x14x12	40	

**LTL Electronics**

TP 6953	150	-	6x9 5 3	cone cone cone	1 1 1	800 1500	30-20k	-	8	5	80C 160P	-	-	14	
CP 693	150	-	6x9 3	cone cone	1 1	2500	30-20k	-	8	5	80C 160P	-	-	11	
TP 653	120	-	6 5 3	cone cone cone	1 1 1	800 1500	40-20k	-	8	5	80C 160P	-	-	13	
CP 63	120	-	6 3	cone cone	1 1	2500	40-20k	-	8	5	80C 160P	-	-	10	

**Magnepan**

MG-1	495	dipole	354 in. <sup>2</sup> 67 in. <sup>2</sup>	planar planar	1 1	2400	50-17k ±4	82	5	35	200P	-	60x22x2	30	Other sizes avail.
------	-----	--------	---	------------------	--------	------	-----------	----	---	----	------	---	---------	----	--------------------

**Marantz**

DS-940	400	infinite, vented	12 5 1 1/2 1	cone cone cone	1 1 1 1	750 2300 5000	30-22k ±3	90	8	15	150C	2/C	15x45x12	80	Choice of inf. baffle or vented operation via removable plug.
--------	-----	---------------------	-----------------------	----------------------	------------------	---------------------	-----------	----	---	----	------	-----	----------	----	---

Manufacturer and model

Price (\$1 for net pair)

Enclosure type

Driver size (in.)

Driver type

Number

Crossover frequency (Hz)

Frequency response (Hz) (Hz dB)

Sensitivity (SPL in dB at 1 meter, 1W input)

Impedance (ohms)

Min. input (watts)

Max. input (watts)

Level controls (number) (C=cont, P=peak)

C=cont, variable S=switched

Dimensions (H x W x D) (in.)

Weight (pounds)

Remarks

Manufacturer and model	Price (\$)	Enclosure type	Driver size (in.)	Driver type	Number	Crossover frequency (Hz)	Frequency response (Hz db)	Sensitivity SPL in db at 1 meter w/1W input	Impedance (ohms)	Min. input (watts)	Max. input (watts)	Level control (C-cont. P-peak)	Dimensions (H x W x D) (in.)	Weight (pounds)	Remarks
DS-930	340	infinite, vented	12	cone	1	750	33-22k ±3	90 8	15	125C	2/C	28x15x12	58	"	
			5	cone	1	2300									
			1½	—	1	5000									
DS-920	340	infinite, vented	12	cone	1	750	33-20k ±3	90 8	15	125C	2/C	38x15x12	65	"	
			5	cone	1	2500									
			1½	—	1	—									
HD-880	320	infinite, vented	12	cone	1	750	30-22k ±3	90 8	—	150C	2/C	40x16x12	79	"	
			5	cone	1	2300									
			1½	—	1	5000									
DS-900	280	infinite, vented	10	cone	1	750	35-20k ±3	88 8	15	100C	2/C	28x15x12	55	"	
			5	cone	1	2500									
			1½	—	1	—									
HD-770	260	infinite, vented	12	cone	1	750	33-22k ±3	90 8	—	125C	2/C	27x15x12	57	"	
			5	cone	1	2300									
			1½	—	1	5000									
HD-660	200	infinite, vented	10	cone	1	750	33-20k ±3	88 8	—	100C	2/C	24x15x12	45	"	
			5	cone	1	2500									
			1½	—	1	—									
7 MK II	160	infinite	12	cone	1	800	35-20k ±3	88 8	15	200C	2/C	26x14x12	49	"	
			5	cone	1	2500									
			1¾	—	1	—									
HD-550	150	infinite, vented	8	cone	1	800	40-20k ±3	88 8	—	75C	2/C	23x13x10	33	As per DS-940.	
			5	cone	1	3000									
			1	—	1	—									
6 MK II	120	vented	10	cone	1	2500	35-20k ±3	88 8	15	125C	1/C	26x15x12	46	"	
			1¾	—	1	—									
			1	—	1	—									
5MK II	100	infinite	8	cone	1	2500	40-18k ±3	88 8	10	60C	1/C	23x12x10	32	"	
			1¾	—	1	—									
			1	—	1	—									
HD-440	90	infinite	8	cone	1	2000	40-18k ±3	87 8	—	50C	—	19x11x19	25	"	
			3½	—	2	8000									
			—	—	—	—									
<b>Martin Speakers Div.</b> <b>Eastern Sound</b> Sound Tower	449	air susp.	8	cone	4	1000	38-18k ±5	95 8	50	100P	2/C	52x16x10	90	"	
			5	dome	4	5000									
			—	horn	4	—									
Magnificat	429	air susp.	12	cone	2	500	26-22k ±5	93 4	50	100P	2/C	38x18x14	90	"	
			5	dome	1	4000									
			—	dome	2	—									
Gamma 1500	379	air susp.	15	cone	1	500	26-20k ±4	92 8	25	60P	2/C	71x43x38	59	"	
			5	cone	1	4400									
			3	—	4	—									
Gamma 1200M	339	air susp.	12	cone	1	600	25-20k ±3	91 8	25	60P	2/C	71x38x31	53	"	
			5	cone	1	5000									
			4	—	1	—									
Gamma 412	269	air susp.	12	cone	1	750	30-18k ±3	92 8	20	55P	2/C	64x36x30	48	"	
			5	cone	1	4400									
			3	—	2	—									
Gamma 310	179	air susp.	10	cone	1	1000	35-18k ±3	93 8	15	50P	2/C	54x31x25	33	"	
			5	cone	1	4500									
			3	—	1	—									
Gamma 308	119	air susp.	8	cone	1	1000	40-18k ±4	92 8	15	45P	2/C	54x31x18	26	"	
			5	cone	1	5000									
			4	—	1	—									
Gamma 208	99	air susp.	8	cone	1	1500	40-18k ±5	92 8	15	40P	1/C	45x26x24	22	"	
			4	—	1	—									
			—	—	—	—									
<b>Matrecs Industries</b> MA 254	255	air susp.	15	—	1	1000	25-24k	—	8	20	65C 70P	—	65	"	
			10	pass. rad.	1	6000									
			4½	cone	2	—									
MA-224	212	air susp.	3¾	piezo	1	—	—	8	10	50C 55P	—	—	50	"	
			1¾	ring	1	—									
			12	cone	1	1000									
MA-203	166	air susp.	4¾	cone	1	6000	30-24k	—	8	5	40C 45P	—	26x15x11	32	"
			3¾	piezo	—	—									
			10	cone	1	1000									
MA-123	90	air susp.	4½	cone	1	6000	30-22k	—	8	8	45C 50P	—	24x15x10	29	"
			2¾	—	1	—									
			12	cone	1	1000									
<b>Mc Intosh Laboratory</b> XR7	999	air susp.	12	cone	2	250	20-20k *	90 8	30	200P	—	40x20x15	125	* Response with Mc Intosh equalizer; fused.	
			8	cone	1	1400									
			2½	dome	4	7000									
ML-2	799	air susp.	1½	dome	2	—	20-20k *	90 8	30	100P	—	29x28x21	144	"	
			12	cone	2	250									
			8	cone	1	1500									
XR6	750	air susp.	2¼	dome	1	3000	20-20k *	89 8	30	200P	—	36x18x13	81	"	
			1½	dome	2	7000									
			12	cone	1	250									
XR5	499	air susp.	8	cone	1	1400	20-20k *	89 8	30	200P	—	30x15x12	76	"	
			1½	dome	1	7000									
			12	cone	1	250									
			8	cone	1	1400									
			2½	—	2	7000									
			1½	dome	1	—									



Manufacturer and model

	Price (\$)	(p-pwr pair)	Enclosure type	Driver size (in.)	Driver type	Number	Crossover frequency (Hz)	Frequency response (Hz-Hz)	Sensitivity (SPL in dB at 1 meter w/ 1W input)	Impedance (ohms)	Min. input (watts)	Max. input (watts)	Level controls (C-cont, P-peak)	Dimensions (H x W x D) (in.)	Weight (pounds)	Remarks
XR3	425	air susp.	10 5 2 1/2 1 1/2	cone cone — dome	1 1 2 1	700 1400 7000	20-20k +	89	8	30	200P	—	27x13x12	60	"	
ML 10C	319	air susp.	10 2 1/4 1 1/2	cone dome dome dome	1 1 1 1	1000 7000	20-20k +	89	8	30	100P	—	25x13x13	58	"	
Mesa Electronics Sales 120	259	vented, pass. rad.	12 8 5 3	pass. rad. cone cone dome	1 1 1 1	65 600 4000	38-19k	93	8	15	120C 160P	2/S	28x16x13	55	Circ. breaker.	
80	209	vented, pass. rad.	10 8 5 3	pass. rad. cone cone dome	1 1 1 1	65 600 4000	42-19k	93	8	15	80C 120P	2/S	25x14x12	45	"	
60	159	vented, pass. rad.	8 6 1/2 5 3	pass. rad. cone cone dome	1 1 1 1	80 2500	45-19k	92	8	15	60C 100P	1/S	23x13x11	32	"	
40	109	vented, pass. rad.	6 1/2 6 1/2 3	cone pass. rad. dome	1 1 1	85 3000	50-19k	95	8	15	90C 75P	1/S	21x12x10	23	"	
30	109	air susp.	4 1	foam susp. dome	1 1	3500	60-25k	—	4	10	30C 50P	1/C	7x5x4	4	"	
Micro-Acoustics FRM-1A	200	air susp.	10 1 1/8	cone dome dome	1 4 1	1700	32-18k -4	—	8	18	100C 200P	2/C	26x15x13	40	Angled tweeter array.	
FRM-2A	159	air susp.	10 1 1/4	cone dome	1 3	1750	40-16k -4	—	8	10	75C 150P	1/C	26x15x12	34	"	
FRM-3	124	twin vented	8 1 1/2	cone dome	1 1	2500	45-15k -4	—	8	7	50C 100P	1/C	22x13x10	26	"	
Mirsch OM3-29	375	air susp.	8 1/2 4 1/2 1	cone cone dome	1 1 1	700 4000	35-20k	—	8	20	50C 100P	1/C	32x55x31	37	Side firing ambience driver.	
OM3-38	330	air susp.	10 2	cone —	1 1	500 4500	30-20k	—	8	20	70C 150P	—	31x56x32	37	"	
OM3-100	300	air susp.	10 2 1	cone cone dome	1 1 1	700 5000	30-20k	—	8	15	100C	1/C	38x56x26	35	"	
OM3-28	240	air susp.	8 1/2 4 1/2 1	cone cone dome	1 1 1	700 4000	35-20k	—	8	20	50C 100P	—	25x51x32	27	"	
OM2-20	120	air susp.	8 1	cone dome	1 1	5000	45-20k	—	8	10	60C	—	27x47x21	15	"	
OM2-21	120	air susp.	8 1/2 1	cone dome	1 1	3500	40-20k	—	8	10	60C	—	25x46x29	22	"	
OM3-30	120	air susp.	8 1/2 4 1/2 1	cone cone dome	1 1 1	700 4000	35-20k	—	8	15	100C	—	34x50x23	27	"	
Mitsubishi OS50C5	460	reflex	12 5 1	cone cone dome	1 1 1	600 5000	25-20k	92	6	30	80P	S	35x17x16	77	Front controls.	
DS40CS	360	reflex	12 2	cone cone	1 1	1500	30-20k	92	8	25	80P	S	33x16x16	70	"	
DS35B	280	air susp.	12 4 1 1/8	cone cone dome	1 1 1	800 5000	35-20k	91	6	25	80P	S	26x14x13	46	"	
DS28B	200	air susp.	10 4 1 1/4	cone cone dome	1 1 1	800 5000	40-20k	91	6	25	80P	S	23x14x11	33	"	
DS25B	150	air susp.	10 2	cone cone	1 1	1500	45-20k	90	6	20	60P	S	23x13x12	30	"	
Monitor Audio MA3 Series II	549	reflex	14x9	—	—	400 3500	40-19k ±2.5	86	8	60	120C 200P	—	28x14x13	60	Fused.	
MA1 Series II	429	reflex	13x9	—	—	375 3000	45-19k ±3.5	85	8	40	100C 120P	—	30x14x15	60	Fused.	
MA4	309	reflex	8 1	— dome	1 1	3200	45-18k ±2.5	85	8	15	75C 100P	—	24x13x11	36	"	
MA5 Series II	288	air susp.	8 1	cone dome	1 1	3300	50-19k ±3	84	8	20	50C 100P	—	22x12x10	26	"	
MA8	180	air susp.	6 1	cone dome	1 1	3400	45-20k ±3	84	8	15	40C 80P	—	16x9x8	18	"	
MA7	150	reflex	6 3/4	cone Mylar	1 1	3500	55-20k ±4	86	8	10	30C 10P	—	16x9x8	15	"	
Mordaunt-Short Pageant	479	reflex	8 1	cone dome	1 1	350	65-20k ±3	89	8	15	50C 100P	2/C	21x13x9	21	"	
Festival	339	infinite	8 3/4	cone dome	1 1	3500	75-20k ±3	89	8	10	45C 90P	—	18x11x7	14	"	
Carnival	269	infinite	8 2 1/4	cone cone	1 1	3500	85-17k ±3	88	8	10	40C 80P	—	16x10x6	12	"	
Nakamichi Research Slimline Reference Monitor	480	reflex	8 1	cone cone	1 1	2000	50-16k ±5	94	16	20	20C 60P	—	37x16x14	62	Fused.	

Manufacturer and model		Price (\$)	Enclosure type	Driver size (in.)	Driver type	Number	Crossover frequency (Hz)	Frequency response (Hz)	Sensitivity (SPL in dB at 1 meter, P-p)	Impedance (ohms)	Min. input (watts)	Max. input (watts)	Level control (number/type)	C-cont. variable (type)	Dimensions (H x W x D) (in.)	Weight (pounds)	Remarks	
Norman Laboratories	Nine	440	air susp.	10	cone	3	1500	35-20k ±3	- 4	-	70C	2/S	40x16x15	75				
				1	dome	3												
	Ten	290	air susp.	10	cone	2	1500	40-20k ±3	- 4	-	70C	1/S	38x15x13	60				
				1	dome	2												
Seven		200	air susp.	12	cone	1	1500	40-20k ±3	- 8	-	50C	1/S	24x16x13	40				
				1	dome	2												
Eight		130	air susp.	10	cone	1	1500	45-20k ±4	8	-	35C	-	23x12x10	28				
				1	dome	1												
Normende-Sterling Hi-Fidelity	804	180		8½	cone	2	1000	30-20k	91	4-8	10	90C	-	26x14x9	29			
				4½	cone	1	10,000											
				1	dome	1												
	803	130		8½	cone	1	7500	30-20k	92	4-8	7.5	50C	-	17x11x9	18			
				3½	cone	1	10,000											
802		100		8½	dome	1	7500	40-20k	92	4-8	5	35C	-	17x11x7	15			
				1½	dome	1												
Ohm Acoustics OHM F		600	air susp.	12	cone	1	-	37-19k ±4	82	3-7	75	-	44x18x18	75			Single omnidirectional Walsh driver.	
	OHM H	325	vented, pass. rad.	8	cone	1	1700	32-20k ±4	86	4-8	10	-	1/S	27x15x11	54			
				2	ring	1	5000											
	OHM C2	250	vented	10	cone	1	1700	37-20k ±4	86	6-8	10	-	1/S	25x14x10	43			
				2	ring	1	5000											
	OHM D2	200	vented	10	cone	1	1700	37-19k ±4	86	6-8	10	-	1/S	25x14x10	42			
				2	ring	1												
	OHM L	160	vented	8	cone	1	1700	42-20k ±4	87	4-8	8	-	1/S	20x12x10	35			
				2	ring	1	10,000											
	OHM E	100	sealed	8	cone	1	1700	65-19k ±4	86	8-6	7	-	1/S	22x12x7	20			
2				ring	1													
Optonica CP-5151	400	-	12	cone	1	500	40-50k	- 8	20	90C	2/C	27x16x14	62				Triamplable; 30-kHz filter.	
			2	dome	1	6000												
			-	ribbon	1													
CP-2121	170	-	10	cone	1	1200	40-20k	- 8	10	35C	-	29x15x12	33					
			10	pass. rad.	1													
			3	dome	1													
Onkyo USA 240	250	air susp.	15	cone	1	700	45-20k ±5	93	8	20	100C	2/C	27x17x13	45			Carbon fiber midr. cone.	
			4	cone	1	4500												
			1	dome	1													
160	165	air susp.	12	cone	1	2000	50-20k ±5	91	8	15	80C	1/C	22x14x13	30				
			2½	cone	1													
Panasonic SB1800	380	pass. rad.	10	cone	1	3500	-	- 8	5	60P	-	30x18x12	50					
			-	pass. rad.	1													
			-	horn	1													
			10	cone	1	3000	-	- 8	5	40P	-	25x15x11	30					
			-	pass. rad.	1													
			2½	pass. rad.	1													
SB1100	170	pass. rad.	8	cone	1	5000	-	- 8	5	30P	-	22x13x8	25					
			-	pass. rad.	1													
SB350	100	pass. rad.	2½	cone	1	5000	-	- 8	5	30P	-	22x13x8	25					
			5½	pass. rad.	2													
Parentonian 3600M	1899 (set)	-	15	cone	1	20-80	-	- 6	-	250C	-	-	-	-	-	-	-	3-unit system; 150W bass servo amplifier.
			8	cone	4	500-800												
			2	dome	2	3000												
			-	planar	4	7000												
			12	cone	2	150	30-22k ±3	- 8	30	150C	2/C	41x13x19	135					
			6	cone	2	150-750												
			-	radiator	2	750-												
			-	diffirator	2	5000												
			1200M	400	-	12	cone	1	500	30-20k ±3	- 8	25	60C	2/C	24x16x11	48		
						5	cone	1	500-									
DBM100	299	air susp.	10	cone	2	700	17-27k	- 8	10	100C	3/C	44x15x13	84					
			4½	cone	1	6000												
			-	piezo	1	11,000												
OBM-50	179	air susp.	12	cone	1	800	22-27k	- 8	6	90C	2/C	24x14x12	47					
			4½	cone	1	6500												
			-	piezo	1													
DB-40	110	air susp.	12	cone	1	1400	28-19.5k	- 8	5	80C	2/C	24x14x12	32					
			4½	cone	1	4500												
			1½	ring	1													

Manufacturer and model	Price (\$)	Enclosure type	Driver size (in.)	Driver type	Number	Crossover frequency (Hz)	Frequency response (Hz-Hz dB)	Sensitivity (SPL in dB at 1 meter w/ 1W input)	Impedance (ohms)	Min. input (watts)	Max. input (watts)	Level controls (watts) (C-cont. P-peak)	Dimensions (H x W x D) (in.)	Weight (pounds)	Remarks
Phase Linear III	1350 (set)	vented dipole	12 8 4 1 1 1	cone cone cone cone dome cone	2 4 4 8 2 2	24-22k ±3	80 6	100	350C 700P	3/C	63x24x5	223	4-way, 4-piece—two panels; subwoofer; variable equalizer.		
	400	vented	12	dome cone	2	100	24-100 ±3	— 6	100	350C 700P	—	19x22x22	100	Subwoofer.	
Philips	RH545	mot. fdback.	12	cone	1	500	20-20k	— 4/8	—	—	4	26x17x13	67	Triamplifier, 50W servo+35W+15W.	
			2 1 1	dome dome	1 1	3000									
	RH567	mot. fdback.	10	cone	1	500	27-20k	— 4/8	—	—	—	21x13x11	—	Bi-amplifier, 40W servo+20W.	
			2 1 1	dome dome	1 1	3500									
	RH544	mot. fdback.	8	cone	1	500	35-20k	— 4/8	—	—	—	15x11x9	26	"	
			2 1 1	dome dome	1 1	4000									
	AH477	air susp.	12	cone	1	1500	32-20k	— 8	20	80C	2/S	28x15x15	54		
			2 1 1	dome dome	1 1	5500									
	AH476	air susp.	10	cone	1	1500	35-20k	— 8	20	60C	—	26x14x11	42		
			2 1 1	dome dome	1 1	5500									
	RH541	200	mot. fdback.	7	cone	1	1400	35-20k	— 4	—	—	9x12x7	20	25W servo-amp.	
	AH475	air susp.	8	cone	1	3500	40-20k	— 8	10	40C	—	24x14x11	38		
1 1 1			dome dome	1 1											
SJ2931	p200	vented	10	cone	1	2500	45-17.5k	— 8	—	35	—	27x15x13	39		
			4 2%	cone cone	1 1	8000									
U.S. Pioneer Electronics	HPM-200	air susp.	10	cone	2	100	25-25k	89 6	50	100C 200P	3/S	32x29x19		Polymer film tweeter & super tweeter; carbon fiber cone woofer.	
			2%	dome	1	700									
			—	HPM	1	2000									
	HPM-150	reflex	15%	cone	1	750	25-40k	92.5 6.3	50	125C 300P	2/C	39x18x18	82	Polymer film omnidirectional super tweeter, carbon-fiber cone woofer.	
			4 1%	cone cone	1 1	2600 8500									
			—	horn	1	HPM	1								
	HPM-100	reflex	12	cone	1	1200	30-25k	92.5 8	50	50C 200P	2/C	26x15x16	59	Polymer film super tweeter; carbon fiber cone woofer.	
			4 1%	cone cone	1 1	4000 12,000									
			—	HPM	1										
	CS-99A	infinite	15	cone	1	800	25-22k	97 8	10	100P	2/S	25x17x11	52		
			5 4	cone cone	1 1	2000 5000									
			—	horn	1	HPM	1	10,000							
HPM-60	reflex	10	cone	1	1200	35-25k	92.5 8	30	30C 120P	2/C	24x14x13	39	As per HPM-100.		
		4 1%	cone cone	1 1	4000 12,000										
		—	HPM	1											
HPM-40	reflex	10	cone	1	4000	35-25k	91 8	20	20C 100P	1/C	23x13x13	29	"		
		1% —	cone cone	1 1	10,000										
Project 100A	reflex	10	cone	1	700	40-20k	91.5 8	10	30C 60P	—	23x13x11	30			
		2 2	dome cone	1 1	6000										
Plasmatronics Hill type 1	p5990	—	12	—	1	100	—	—	—	—	—	58x25x19	150	Ionized gas discharge (plasma) & Class A tube amp for HF; requires 1 tank helium ea. 300-500 hrs. play; "low tank" light.	
			5	—	1	700									
			—	plasma	1	1000									
Point 3 Systems Point 3 System	400 (set)	air susp.	10	cone	2	125	20-20k ±3	90 8	15	100C 200P	—	15x24x14		3-pc system—2 satellites & subwoofer; "time-aligned" midrange & tweeter.	
			5 1	cone dome	2 1	5000									
Polk Audio Model 10	210	fluid coup.	10	cone	1	60	30-20.5k ±2	96 6	10	100C 200P	—	28x6x12	50		
			6%	cone	2	3000									
			1 1	dome dome	1 1										
Model 7	150	fluid coup.	8	cone	1	60	33-20.5k ±2	94 8	10	60C 100P	—	24x14x9	36		
			6%	cone	1	3000									
Model 5	110	fluid coup.	8	cone	1	60	40-21k ±3	92 8	10	60C 100P	—	22x7x9	29		
			6%	cone	1	3000									
Mini Monitor	100	fluid coup.	4%	dome	2	100	60-20.5k ±2	92 6	5	30C 80P	—	—	20		
			1	dome	1	3000									
Power Research Products System III-E	840	ventless duct	12	cone	1	55	26-22k ±4	85 4	60	350C 500P	1/C	45x16x16	110	Bidirectional.	
			6 3 1	cone — piezo	4 8 1	275 3000									



Manufacturer and model

Manufacturer and model	Price (\$)	Enclosure type	Driver size (in.)	Driver type	Number	Crossover frequency (Hz)	Frequency response (Hz-Hz dB)	Sensitivity (90 in dB at 1 meter w/1W input)	Impedance (ohms)	Min. input (watts)	Max. input (watts)	Level controls (watts) (C=cont. P=peak)	Dimensions (H x W x D) (in.)	Weight (pounds)	Remarks
System IV	435	ventless duct	10 6 3 1	cone cone — piezo	1 1 1 1	75 400 4500	26-22k±4	83 8	60	120C 250P	—	39x19x12	70	"	
Rovner 5	310	ventless duct	10 5 1 1/4	cone cone dome	1 1 1	85 800	32-18k ±4	85 8	40	80C 150P	—	34x14x12	45	"	
Rovner 6	170	ventless duct	8 1 1/4	cone dome	1 1	900	40-16k ±4	84 8	25	40C 80P	—	32x12x9	25	"	
PSB Speakers															
Beta II	495	reflex	8 1	cone dome	1 1	1500	30-20k ±2.5	84 4	50	85C 150P	2/S	23x12x11	35	Motional feedback w/any amp.	
Passif II	280	pass. rad.	8 10	cone pass. rad.	1 1	2000	70-20k±2	— 8	20	60C	—	30x14x13	40	"	
Passif I	200	pass. rad.	1 7 8	dome cone pass. rad.	1 1 1	2000	70-20k ±2	— 8	15	50C	—	26x12x10	30	"	
Avante II	170	reflex	1 8 1	dome cone dome	1 1 1	1500	70-20k ±3	— 8	12	40C	—	20x11x10	25	"	
Avantini II	100	reflex	7 1	cone dome	1 1	1500	85-20k ±3	— 8	10	30C	—	15x9x8	15	"	
Pyramid															
Metronome 2+2W	p3000	air susp. air susp.	14 8 4 1/2 2	— — — —	1 1 1 1	70 700 2500 5000	29-90k ±3 55-22k ±3	88 8 88 8	150 150	— 1/S	—	25x28x17 18x13x8	110 27	1 subwoofer + 1 full-range each channel; cross-over freqs. overlap.	
Metronome T1	p1000	—	3/4 3 3/4	ribbon	1	—	4k-60K ±3	92 4	10	10C 40P	—	5x3x8	15	Tweeter only.	
Quadraflex															
ST 21	300	air susp., trans. line	15 6	— — dome	1 1 1	250 3000	28-22.5k ±4	— 8	10	—	2/C	40x13x19	90	Fused.	
ST 19	230	air susp., trans. line	12 6 1/2	— — dome	1 1 1	500 3000	32-22.5k ±4	— 8	10	—	2/C	26x13x15	60	Fused.	
ST 17	170	—	10 6 1/2 2 1/2	— — dome	1 1 1	600 3000	38-20k ±4	— 8	10	—	2/C	25x12x14	52	Fused.	
ST 15	130	air susp.	10 2 1/2	— —	1 1	1500	45-20k ±4	— 8	10	—	none	23x11x13	30	Fused.	
ST 11	99	air susp.	8	—	1	1500	55-20k ±4	— 8	10	—	none	21x10x12	37	Fused.	
Dysonic Research															
Dysonic Array	425	—	8 4 1/2 2 1 1	cone — cone dome cone	2 1 1 1 1	800 3000 8000	28-22k +2, -5	92 6	30	50C 120P	3/C	48x13x10	65	Takes less than 1 ft <sup>2</sup> .	
Dysonic Laug	199	—	8	cone	2	90	28-100 +2, -5	— 6	30	100	none	34x12x10	50	Center-channel bass unit for use with TAD or Micro. Separate channel drivers.	
Dysonic TAD	179	—	4 2 1	cone cone dome	2 1 1	2000 8000	40-20k	89 15	—	30C 100P	1/C	25x8x7	23	"	
Dysonic Micro	89	—	3 1	— cone	2 1	3000	80-18k +2, -5	80 6	8	20C 60P	none	11x5x4	15	"	
Realistic															
Mach 1	200	air susp.	15 —	— 4-cell horn horn	1 1 1 1	900 5000	20-25k	88 8	—	100	2/S	28x18x12	50	"	
Optimus T-100	150	air susp.	8 3	— cone	2 1	3500	55-18k ±3	90 8	—	75	2/S	35x13x12	38	"	
Optimus-10	140	pass. rad.	8 10 3 1/4	— pass. rad. dome	1 1 1	3000	42-20k ±3	88 8	—	75	1/S	25x15x10	—	"	
Optimus-25	130	air susp.	12 4 2 1/2	— cone dome	1 1 1	1300 6000	45-20k	— 8	—	60	2/S	25x14x12	—	"	
Optimus-5B	120	air susp.	12 3 3	— — —	1 2 1	1500 8000	40-20k	87 8	—	75	2/S	25x14x11	37	"	
Nova-7B	120	air susp.	10 3	— —	1 2	2000	45-20k	87 8	—	55	1/S	22x12x11	30	"	
Optimus-21	100	air susp.	10	—	1	1200	58-18k	88 8	—	70	1/S	22x12x11	23	"	
RH Labs															
SB-1W	350	air susp.	12	cone	1	—	—	—	—	100	—	21x37x21	118	Subwoofer.	
Rogersound															
RSL 6600	400	reflex	12 5 —	cone cone horn	2 2 1	800 5000	25-20k	— 4	10	200C	2 C	46x18x11	90	"Twin sub-enclosure", fused.	
RSL Max	300	reflex	12 5 1	cone cone dome	1 1 1	800 4000	30-20k	— 8	12	125C	2 C	32x18x12	60	Fused.	

Manufacturer and model

Manufacturer and model	Price (\$)	Enclosure type	Driver size (in.)	Driver type	Number	Crossover frequency (Hz)	Frequency response (Hz-Hz db)	Sensitivity (SPL in dB at 1 meter, w/ 1W input)	Impedance (ohms)	Min. input (watts)	Max. input (watts)	Level controls (number) (C-cont., P. peak)	Dimensions (H x W x D) (in.)	Weight (pounds)	Remarks
RSL 3300	250	reflex	12	cone	1	800	40-20k	- 8	10	100C	2 C	25x15x12	49	Fused	
RSL Ranger	200	reflex	10	cone	1	800	42-20k	- 8	15	80C	2 C	25x15x12	39	Fused.	
RTR OR-1 Dymistatic	1290	see remarks	12	cone	1	30-20k =3	- -	-	75	125C	-	-	-	Subwoofer section of 2 piece system "negative environment enclosure."	
			10	cone	2	375	- -	-	-	250C	-	-	-	Circular tweeter array powered by special amp. in woofer cabinet. Circuit breaker.	
			-	elect.	27	375	- -	-	-	-	-	49x17x17	-		
HPR-12 Magnum	335	pass rad.	12	pass rad.	1	500	30-25k	- 8	15	100	2 C	36x15x13	-		
			12	cone	1	-	-	-	-	-	-	-	-		
			5	-	1	7500	-	-	-	-	-	-	-		
			2 1/2	-	2	-	-	-	-	-	-	-	-		
			3	piezo	1	-	-	-	-	-	-	-	-		
600-D	450		12	cone	2	950	27-35k	- 4	25	120	2 C	48x17x17	-	Circuit breaker.	
			1 1/2	dome	2	10,000	-	-	-	-	-	-	-		
300-D	320		10	piezo	1	1250	28-35k	- 4	25	100	2 C	42x15x13	-	Circuit breaker.	
			1 1/4	cone	2	10,000	-	-	-	-	-	-	-		
			-	dome	1	-	-	-	-	-	-	-	-		
100-D	280		12	piezo	1	1250	30-35k	- 6	25	80	2 C	27x15x14	-	Circuit breaker.	
			1 1/2	cone	1	10,000	-	-	-	-	-	-	-		
			-	dome	1	-	-	-	-	-	-	-	-		
EXP-12M	215		12	piezo	1	1400	32-20k	- 8	20	80	1 C	26x14x12	-	Circuit breaker.	
			1 3/4	cone	1	7500	-	-	-	-	-	-	-		
EXP-12V	150		12	cone	1	1400	32-20k	- 8	20	80	1 C	26x14x12	-	Circuit breaker.	
			1 3/4	cone	1	7500	-	-	-	-	-	-	-		
ESR-15	350		-	elect.	15	1200	1.2k-30k	- -	15	100	1 C	20x17x17	-	Add on tweeter arrays	
RSN-G	220		-	elect.	6	1500	1.5k-30k	- -	15	60	1 C	15x15x12	-	with built-in crossover, circuit breaker.	
Sansui SP L800	900	reflex	12	cone	2	1500	30-20k	95	8	-	300P	1 C	36x18x16	94	Casters; bi-amp capability.
			2 1/4	horn	1	-	-	-	-	-	-	-	-		
SP L700	650	reflex	10	cone	2	2000	30-25k	93	8	-	200P	1 C	33x17x15	82	
			2 1/4	horn	1	-	-	-	-	-	-	-	-		
SP X9000	350	reflex	16	cone	1	1000	25-23k	100	8	-	220P	1/S	26x18x11	47	
			8	cone	1	6000	-	-	-	-	-	-	-		
			2x6	horn	2	10,000	-	-	-	-	-	-	-		
			1 1/4	horn	2	-	-	-	-	-	-	-	-		
SP X8000	300	reflex	16	cone	1	1000	25-23k	98	8	-	160P	1/S	27x18x11	45	
			5 1/8	cone	2	6000	-	-	-	-	-	-	-		
			2x6	horn	1	10,000	-	-	-	-	-	-	-		
			1 3/4	horn	2	-	-	-	-	-	-	-	-		
SP X7000	260	reflex	12	cone	1	1500	30-23k	97	8	-	130P	1/S	21x15x11	38	
			5 1/8	cone	1	5000	-	-	-	-	-	-	-		
			2x6	horn	1	10,000	-	-	-	-	-	-	-		
			1 1/4	horn	2	-	-	-	-	-	-	-	-		
SP X6000	210	reflex	10	cone	1	1500	30-23k	95	8	-	100P	1/S	21x15x11	34	
			5 1/8	cone	1	6000	-	-	-	-	-	-	-		
			2 3/8	horn	1	-	-	-	-	-	-	-	-		
H. H. Scott Pro-100	440	air susp.	15	cone	1	700	35-20k =4	- 4	20	125C	3 S	29x19x15	65	Upward and forward-firing mid-range and tweeter; controls behind hinged panel; fused.	
			4 1/2	cone	2	3500	-	-	-	300P	-	-	-		
			1	dome	2	-	-	-	-	-	-	-	-		
SST-2	440	air susp.	12	cone	1	-	35-20k =4	- 6.8	15	125C	2/S	37x15x12	-		
			4 1/4	cone	1	-	-	-	-	-	-	-	-		
			1	dome	1	-	-	-	-	-	-	-	-		
Pr-70	330	air susp.	12	cone	1	800	35-20k =4	- 6.8	15	125C	2 S	17x16x13	50	Controls behind hinged front panel.	
			4 1/2	cone	1	4000	-	-	-	300P	-	-	-		
			1	dome	2	-	-	-	-	-	-	-	-		
S-197	250	air susp.	15	cone	1	750	40-20k =4	- 6.8	15	90C	2 S	28x17x13	53		
			4 1/2	cone	1	3500	-	-	-	125P	-	-	-		
			1	dome	1	-	-	-	-	-	-	-	-		
S-196	200	air susp.	12	cone	1	800	40-20k =4	- 6.8	15	75C	2/S	25x13x11	40	Front-panel controls.	
			4 1/2	cone	1	4000	-	-	-	100P	-	-	-		
			1	dome	1	-	-	-	-	-	-	-	-		
SST-1	200	air susp.	10	cone	1	-	40-20k =4	- 6.8	10	85C	2 S	24x12x11	-		
			4 1/2	cone	1	-	-	-	-	-	-	-	-		
			1	dome	1	-	-	-	-	-	-	-	-		
S-186	170	air susp.	10	cone	1	800	40-20k =4	- 6.8	10	60C	2 S	13x13x11	26	Front-panel controls.	
			4 1/2	cone	1	4000	-	-	-	80P	-	-	-		
			1	dome	1	-	-	-	-	-	-	-	-		
S-177	120	air susp.	8	cone	1	1200	45-18k =4	- 6.8	7	45C	-	19x11x9	21		
			5	cone	1	3500	-	-	-	65P	-	-	-		
			1 3/4	-	1	-	-	-	-	-	-	-	-		
S-176	90	reflex	8	cone	1	3500	60-18k =4	- 6.8	5	30C	-	18x11x9	17		
			1 3/4	-	1	-	-	-	-	50P	-	-	-		
Shahinian Obelisk	350	trans. line	10	pass. rad.	1	2000	-	90	6	30	150C	none	26x14x12	48	
			8	cone	1	-	-	-	-	350P	-	-	-		
			1	dome	3	-	-	-	-	-	-	-	-		

Manufacturer and model

Manufacturer and model	Price (\$)	Enclosure type	Driver size (in.)	Driver type	Number	Crossover frequency (Hz)	Frequency response (Hz, Hz, dB)	Sensitivity (SPL in dB at 1 meter, w/1W input)	Impedance (ohms)	Min. input (watts)	Max. input (watts)	Level controls (number/type)	C-cont. variable (S-switchable)	Dimensions (H x W x D) (in.)	Weight (pounds)	Remarks
Sonab	OA 2212	840 reflex	6% 6% 1 3/8	cone cone -	2 2 12	450 2000	30-15k ±3	- 8	15	100C	yes	30x12x21	72	Multi-directional; sold in matched pairs only; tweeter level controlled ±1.5 dB by jumper.		
	OA 116	520 reflex	6% 6% 1 3/8	cone cone -	1 1 6	500 1800	28-15k ±3	- 8	15	100C	yes	16x11x18	47	"		
	OA 14	315 reflex	6% 1 3/8	cone	1	1800	29-15k ±3	- 8	15	80C	yes	12x9x17	25	"		
	OA 12	240 reflex	6% 1 3/8	cone	1	1800	42-15k ±3	- 8	15	70C	yes	18x8x13	15	"		
	OD 11	180 reflex	6% 6%	cone	1	1800	52-15k ±4	- 8	15	60C	yes	10x10x10	12	As above, but for floor or bookshelf mounting.		
Sonic Energy Systems	TA-12P	400 vented	12 4 1/4 1	cone cone dome	1 1 1	600 6000	38-18k ±3	86 8	8	40C 400P	1/C	44x22x12	85	"Time aligned."		
	TA-10P	340 vented	10 4 1/4 1	cone cone dome	1 1 1	800 6000	43-18k ±3	86 8	8	25C 250P	1/C	40x20x12	75	"		
	TA-10F	250 pass. rad.	10 10 1 1/2	cone pass. rad. dome	1 1 1	600 1800	40-17k ±3	87 8	10	25C 250P	1/C	39x15x12	70	"		
	TA-10	160 vented	10 10 1 1/2	cone cone dome	1 1 1	1800	70-17k ±3	87 8	10	25C 250P	1/C	24x13x12	47	"		
	Sonic Systems	Monolith	p2995 reflex	15	-	2	1200	33-18k ±4	97 4	5	300C 600P	C	46x27x24	200	Bi-ampable.	
Monitor		p1195 reflex	12	compression	4	1200	45-18k ±4	92 8	10	100C 250P	C	31x17x15	70	"		
Sony	SS-G7	1000 reflex	15 4 1 1/2	cone cone -	1 1 1	550 4500	30-20k	94 8	180C 200P	2/C	20x37x18	106	In-line drivers; non-reflecting front panel.			
	SSU-4000	400 pass. rad., reflex	10 9 3 3/4 1	cone pass. rad. -	1 1 1	500 5500	30-20k	91 8	20	100C	2/C	47x14x15	71	"		
	SSU-3000	300 vented	10 3 3/4 1	cone cone dome	1 1 1	600 5500	35-20k	91 8	10	75C	2/C	34x14x15	60	"		
	SSU-2000	150 air susp.	10 2 1/4	cone cone	1 1	2500	35-20k	90 8	20	50C	1/C	4x13x14	38	"		
	SSU-1250	100 pass. rad., reflex	8 8 2 1/4	cone pass. rad. cone	1 1 1	4000	45-20k	90 8	10	30C	-	25x14x12	24	"		
	Speaker Kit	Eleven	400 vented	15	cone	1	800	34-15k ±3	103 8	5	50C 500P	2/C	48x25x16	130	Kit; also avail. w/o encl.	
		Ten	340 vented	12	cone	1	800	37-15k ±3	100 8	5	25C 250P	2/C	48x20x16	117	"	
Six		255 air susp.	15 7 2 1	cone cone dome dome	1 1 1 1	200 1600 5500	28-22k ±3	94 8	25	100C 200P	2/C	48x20x16	114	"		
Five		170 air susp.	12 2 1	cone dome dome	1 1 1	800 4000	32-22k ±3	93 8	15	80C 175P	2/C	28x16x14	69	"		
Four		130 air susp.	12 5 1	cone cone dome	1 1 1	500 4000	35-22k ±3	91 8	15	60C 150P	2/C	24x16x12	50	"		
Three		113 air susp.	10 5 1	cone cone dome	1 1 1	500 4000	38-22k ±3	91 8	10	50C 100P	2/C	24x16x10	46	"		
Speakerlab		K	630 horn	15	cone	1	400	-	- 4/8	10	150C	2/C	50x32x28	220	Bass only.	
		Super Seven	470 air susp.	12 10	horn cone	2 1	5000 1200 6000	-	- 4	15	150C	2/C	29x18x15	86	Kit S307; components S261.	
		Seven	400 air susp.	12 10	horn cone	1 1	1200 6000	-	- 4	15	150C	2/C	29x18x15	85	Kit S243; comps. S199.	
		Six	300 air susp.	12	horn	2	1200	-	- 8	15	100C	2/C	28x16x12	65	Kit S191; comps. S167.	
	Four	270 air susp.	12 6	horn cone	2 1	1200 400 4000	-	- 8	15	100C	2/S	28x16x12	65	Kit S165; comps. S140.		
	Three	240 air susp.	12 6 1	horn cone dome	1 1 1	400 4000	-	- 8	15	100C	2/S	28x16x12	65	Kit S141; comps. S115.		
	Two-and-a-Half	185 air susp.	10 6 1	cone cone dome	1 1 1	500 3000	-	- 4	10	50C	2/S	24x15x12	52	Kit S109; comps. S83.		
	Two	145 air susp.	10 1 1/2	cone dome	1 1	1000	-	- 4	10	50C	1/C	24x16x12	49	Kit S84; comps. S58.		



Manufacturer and model

	Price (\$/lp per pair)	Enclosure type	Driver size (in.)	Driver type	Number	Crossover frequency (Hz)	Frequency response (Hz-Hz dB)	Sensitivity (SPL in dB at 1 meter, w/1W input)	Impedance (ohms)	Min. input (watts)	Max. input (watts)	Level controls (C-cont, P-peak)	C-cont. variable (number/type)	Dimensions (H x W x D) (in.)	Weight (pounds)	Remarks
One	98	air susp.	8	cone	1	3000	—	4/8	5	40C	1/C	18x11x10	30	Kit \$54; comps. \$41.		
Point One	89	air susp.	6	dome	1	2500	—	4/8	10	40C	1/C	10x7x5	7	Kit \$54; comps. \$46.		
Spendor BC3	770	reflex	12	cone	1	700	50-18k ±3	—	8	50	75P	—	32x16x16	75		
			8	cone	1	3000										
			1 1/4	dome	1	13,000										
			3/4	dome	1											
BC-1	320	reflex	8	cone	1	3000	50-18k ±3	—	8	20	50P	—	25x12x12	31		
			1 1/4	dome	1	13,000										
			3/4	dome	1											
SA-1	200	infinite	6	cone	1	3000	65-18k ±3	—	8	20	40P	—	12x9x9	16		
			1	dome	1											
Synergistics S72A	600	air susp.	10	cone	2	1000	26-24k	—	4	6	200P	2/C	42x27x11	103	Angled tweeter array; circ. bkr.	
			4 1/2	cone	2	7500										
			2 1/2	—	3	12,500										
			—	piezo	1											
S62A	400	air susp.	12	cone	1	1000	26-24k	—	8	8	150P	2/C	36x18x11	67	Circ. bkr.	
			4 1/2	cone	1	7500										
			2 1/2	—	3	12,500										
			—	piezo	1											
S52A	325	air susp.	8	cone	2	3200	30-20k	—	4	8	150P	1/C	32x15x13	55	"	
			4 1/2	cone	1											
S51A	325	air susp.	12	cone	1	1000	30-24k	—	8	8	150P	2/C	26x14x12	42	"	
			4 1/2	cone	1	7500										
			2 1/2	—	1	12,500										
			—	piezo	1											
S42A	230	air susp.	10	cone	1	1500	28-20k	—	8	10	100P	2/C	26x14x12	40	"	
			4 1/2	cone	1	7500										
			2 1/2	—	1											
S32A	170	air susp.	10	cone	1	2500	28-20k	—	8	10	80P	—	26x14x12	38	"	
			2 1/2	—	1											
S22A	130	air susp.	8	cone	1	3200	33-20k	—	8	6	60P	—	23x12x10	29	"	
			2 1/2	—	1											
S12A	100	air susp.	8	cone	1	3200	40-20k	—	8	6	60P	—	18x10x9	17	"	
			2 1/2	—	1											
Tamon TS707	380	infinite	15	cone	1	600	30-35k ±3	96	8	15	110C	S	27x17x12	55		
			—	cone	2	2500										
			—	dome	2	15,000										
CR050	360	infinite	12	cone	1	800	32-22k ±3	93	8	15	45C	2/C	25x15x13	39		
			—	cone	1	3000										
			—	dome	2											
TS505	270	infinite	12	cone	1	700	32-35k ±3	93	8	15	80C	2/S	24x15x13	38		
			—	cone	1	2500										
			—	dome	1											
CR040	250	infinite	10	cone	1	—	38-22k ±3	92	8	15	35C	1/C	23x13x13	28		
			—	cone	1											
			—	dome	1											
TS404	230	infinite	10	cone	1	800	38-35k ±3	92	8	10	100P	1 S	22x12x13	28		
			—	cone	1	2500										
			—	dome	1											
CR030	140	infinite	8	cone	1	3000	45-22k ±3	90.5	8	15	25C	—	18x10x11	16		
			—	dome	1											
			—	cone	1	3000	45-22k ±3	92	8	10	40C	—	18x11x10	20		
			—	dome	1											
Tannoy-Ortofon Buckingham	2500	reflex	12	—	2	350	20-20k	95	8	10	200C	4 S	46x24x18	250	Coax. midrange tweeter.	
			10	—	1	3500										
			2	horn	1											
Windsor	1450	reflex	12	—	1	350	40-20k ±3	92	8	10	120C	4 S	32x22x16	125	"	
			10	—	1	3500										
			2	horn	1											
Arden	588	reflex	15	cone	1	1000	30-20k ±4	—	8	10	85C	2 S	39x26x15	124	Coaxial.	
			2	—	1											
Berkeley	495	reflex	15	cone	1	1000	30-20k ±4	—	8	10	85C	2 S	33x21x12	90	"	
			2	—	1											
Cheviot	395	reflex	12	cone	1	1000	40-20k ±4	—	8	10	60C	2 S	33x18x10	66	"	
			2	—	1											
Devon	348	reflex	12	cone	1	1000	45-20k ±4	—	8	10	60C	2 S	23x16x10	46	"	
			2	—	1											
Eaton	295	reflex	10	cone	1	1000	50-20k ±4	—	8	10	50C	2 S	21x14x10	40	"	
			2	—	1											
Technics by Panasonic SB-7000A	420	vented	13 1/2	cone	1	700	37-22k	90.5	6	—	150P	2 S	33x19x16	73	"	
			4 1/2	cone	1	6000										
			1 1/2	dome	1											
SB-6000A	320	vented	12	cone	1	1800	39-22k	91	6	—	100P	1 C	33x17x13	55	"	
			1 1/2	dome	1											
SB-X50	p460	vented	10	cone	1	700	—	93	6	—	50C	2 C	24x13x11	35	"Linear-phase"; stepped cab.; circ. brks.	
			3	cone	1	4500										
			1 1/2	dome	1											
SB-5000A	170	vented	10	cone	1	1500	40-20k	92	8	—	75P	—	28x14x13	35	"	
			2 3/8	cone	1											
SB-X30	p340	vented	8	cone	1	700	—	93	6	—	40C	2 C	21x11x9	23	"	
			3	cone	1	4500										
			1 1/4	dome	1											

Manufacturer and model

Manufacturer and model	Price (\$/W per pair)	Enclosure type	Driver size (in.)	Driver type	Number	Crossover frequency (Hz)	Frequency response (Hz/Hz dB)	Sensitivity (SPL in dB at 1 meter, 1W input)	Impedance (ohms)	Min. input (watts)	Max. input (watts)	Level controls (number/type)	Dimensions (H x W x D) (in.)	Weight (pounds)	Remarks
SB-4500	p300	vented	10	cone	1	2000	40-20k	92.5	6	—	50C	—	25x14x13	32	
SB-X10	p200	vented	2 3/8	cone	1	1500	—	90.5	6	—	75P	—	18x10x8	16	
TransAudio 1012B	160	air susp.	12	cone	1	600	38-18k -4	—	8	5	—	—	26x10x17	42	
			5 1/2	cone	1	2000									
1011B	105	air susp.	12	cone	1	1800	40-18k -4	—	8	5	—	—	26x10x16	36	
Videxon D-258a	230	air susp.	10	—	1	600	30-20k +3	—	8	15	60C	2/C	27x15x11	—	
			5	—	1	2000									
			1 1/2	dome	1	7000									
D-402a	200	air susp.	8	—	2	3500	35-20k -3	—	8	15	50C	—	28x15x11	—	
D-257a	150	air susp.	4	—	2	—		—	8	15	25C	1/C	24x12x12	—	
			1	dome	2	4000									
D-255	130	air susp.	10	—	1	1000	40-20k -3	—	8	15	50C	—	24x12x12	—	
DP-202	80	air susp.	1	dome	1	4500	43-20k	—	8	15	55C	—	24x12x12	33	
			8	—	1	3500	40-20k								
Visonik of America SU61/D502	590	—	12	cone	1	160	16-30k +4, -8	—	6	50	300C	—	24x17x14	79	Subwoofer + 2 D502's (see below).
			4	cone	1	1400									
D803	250	—	8	dome	1	1100	16-30k +4, -8	—	4	20	120C	—	13x8x8	17	LED overload lite.
			1 1/2	cone	1	4500									
D702	200	—	7	dome	1	2100	30-25k +4, -8	—	4	20	90C	—	—	14	"
			1	dome	1	—									
Euro 5	170	—	8	cone	1	1300	45-17k -3	—	4	10	60C	—	19x11x10	24	"
D602	160	—	5	dome	1	1400	38-25k +4, -8	—	4	20	80C	—	9x6x6	9	"
D502	127	—	4	dome	1	1400	45-30k +4, -8	—	4	20	70C	—	7x4x4	6	"
			3/4	cone	1	—									
D50BL	110	—	3 3/4	cone	1	1800	48-25k	—	4	12	50C	—	7x4x4	5	"
D302MO	92	—	4	dome	1	2000	50-22k +4, -8	—	4	10	50C	—	7x4x4	5	"
			2	cone	1	—									
Watson Laboratories 10	p1800	—	10	cone	2	250	17-22k +5	93	4	50	—	S	47x24x22	85	
			8	cone	1	800									
			5	cone	2	6000									
			1 1/4	dome	1	—									
			1	dome	2	—									
7	p1300	—	10	cone	1	250	20-20k +5	91	8	50	—	S	33x20x15	62	
			8	cone	1	800									
			5	cone	1	6000									
			1 1/4	dome	1	—									
			1	dome	1	—									
Wharfedale E-70	475	reflex	10	cone	1	800	50-18k +3	94	8	3	100C	2/S	32x14x14	70	
			4	cone	2	7000									
			1	horn	1	—									
E-50	390	reflex	10	cone	1	800	55-18k +3	94	8	3	70C	2/S	26x14x14	42	
			4	cone	2	7000									
			1	horn	1	—									
Dovedale SP2	355	reflex	6 3/4	cone	2	800	35-26k +3	88	6	—	60C	—	25x16x12	55	
			4	cone	1	5000									
Teesdale SP2	270	reflex	2x1	planar	1	800	40-26k +3	87	6	—	40C	—	23x14x11	31	
			8	cone	1	5000									
Yamaha NS1000	725	air susp.	12	cone	1	500	40-20k	90	8	20	50C	2/C	28x16x15	85	Beryllium dome tweeters.
			3 3/8	dome	1	6000									
NS1000M	525	air susp.	12	cone	1	500	40-20k	90	8	20	50C	2/C	27x15x14	68	"
			3 3/8	dome	1	6000									
NS690 II	310	air susp.	12	cone	1	800	35-20k	90	8	20	80P	2/C	25x14x12	59	
			3	dome	1	6000									
NS500	260	reflex	10	cone	1	1800	40-20k	91	8	20	30C	1/C	24x13x13	42	Beryllium dome.
			1 1/8	dome	1	—									
NS325	220	reflex	10	cone	1	600	40-20k	92	8	10	70P	2/C	24x14x12	34	
			4 3/4	cone	1	5000									
NS225	170	reflex	10	dome	1	800	40-20k	92.5	8	10	60P	1/C	22x13x13	29	
			2	cone	1	—									
NS5	100	air susp.	10	cone	1	1500	55-20k +3.5	88	8	10	50P	—	21x12x11	25	
			1	dome	1	—									

# THE FEEL OF MUSIC

The Realistic® Mach One isn't just for your ears!

**Multicell midrange horn**

Provides a true spatial image. Smooth 800-8000 Hz response for a "live" presence.

**Heavy-duty tweeter horn**

Delivers crisp and clean highs from 8000 to 25,000 Hz.

**Treble, midrange L-pads**

Calibrated controls for precise adjustment of response to suit room acoustics.

**Oiled walnut veneer**

We make speaker positioning easy by including a cabinet with the look and feel of fine furniture — so the Mach One looks great anywhere!



**Removable grille**

The sturdy grille frame snaps on and off for easy access to the response controls.



**Massive 15" woofer**

The acoustic suspension, large-excursion cone has an effective radiating area of over 100 square inches—the equivalent of a huge air-pump — for bass you can feel all the way down to 20 Hz. The four-layer voice coil is wound on a brass form for heavy power handling capacity—over 100 watts peak program material.

A great loudspeaker doesn't just please your ears. It reproduces deep bass with a power and punch your entire body feels . . . it recreates the live ambience so accurately that when you close your eyes, you're "on location" in that auditorium, concert hall or night spot . . . and it delivers top performance with both moderate and high-powered amplifiers. If you think we're talking about a \$400 speaker, you haven't experienced the Mach One. For just \$219.95 each\*, you get incredible "live theatre" sound from a name you can depend on: Realistic. Backed by 56 years in audio design, manufacture, sales and service. So bring in your favorite record for a Mach One audition, and discover the feel of music.



These two credit cards honored at most Radio Shack stores. \*Price may vary at individual stores and dealers.

SOLD ONLY WHERE YOU SEE THIS SIGN:

**Radio Shack®**

A DIVISION OF TANDY CORPORATION • FORT WORTH, TEXAS 76102  
OVER 7000 LOCATIONS IN NINE COUNTRIES



# Experiments with Programmable Logic Arrays

*Useful logic circuit has many applications  
in waveform generation or digital control.*

BY KARL LUNT

**T**HE Programmable Logic Array (PLA) is an important, little-understood electronic circuit which many experimenters would use more if they knew more about it. Described here, to help in such an understanding, is a circuit that can be used to generate a wide variety of output waveshapes with frequencies up to 15 MHz, with complete control over the output waveshape.

With some changes in the timing or

output circuit, the PLA can also serve as a switch and light controller for model train layouts, a digital controller and sequencer for simple machine or processing operations, a sophisticated timer-controller for use in a lab, darkroom, or kitchen, or even as an electronic "house-sitter" to control several appliances. This PLA can be built for about \$15—less if you have a well-stocked "junkbox."

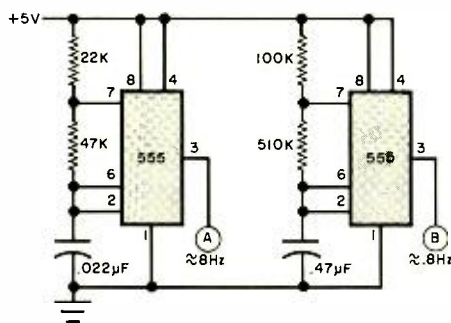
The circuit consists of three elements: a timer and driver that converts a series of clock pulses into BCD information that selects an input line of the PLA matrix, the PLA itself (in this case a diode matrix), and the output circuit that includes the necessary interfaces to relays, lights, other TTL or a digital-to-analog converter.

**Circuit Operation.** The basic timer can be built around one of two circuits—as shown in Fig. 1 or the 555-7490 circuit shown in Fig. 2. The output frequencies of the 555's are dependent on their resistor-capacitor values and clock rates

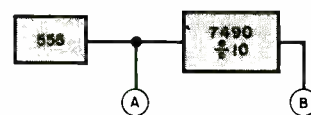
can be as high as 1 MHz or as low as one pulse per minute.

The selected outputs of the clock oscillators can be used to drive a one-of-two selector like that shown in Fig. 3. The output of this circuit can be either clock-A or clock-B depending on the signal applied to control input C.

The main circuit shown in Fig. 4, accepts the selected clock output from IC1 and drives one or more decade counters



*Fig. 1. Frequencies of either 555 can be from 1 MHz to one pulse per minute, depending on selected R and C values.*



*Fig. 2. The 555 drives decade counter in this clock. As many counters as desired can be added for ultra-slow clocks.*

(IC2 is an example of one), and then the final decade counter IC3 whose outputs are BCD that count from 0 to 9 then automatically repeat.

The BCD outputs are applied to a 1-

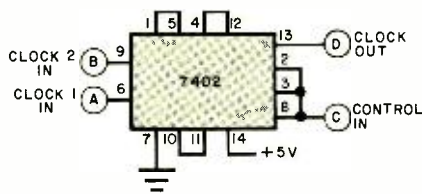


Fig. 3. A one-of-two selector allows PLA to control its own frequency. Output is A or B depending on control input C.

of-10 decoder (IC4) with each decoded output applied to a corresponding input line of the PLA—in this case, a 10 x N matrix. The 10 x N means that there are 10 inputs and any selected number (N) of outputs. In this matrix, the diode lines are driven low in sequential order by IC4 and a diode connected between the selected input and output lines will drive that output low. The outputs are fed to the inputs of the hex inverters within IC5 and IC6 that provide both inverting and buffering. The outputs of IC5 and IC6




Photo shows the author's prototype of complete PLA project. Diodes are on commercial matrix board at right. IC's and other electronics are on perf board.

can be used to drive other TTL devices, relay drivers, or, in the case shown in Fig. 4, a simple D/A converter that can be used to create various output wave-shapes.

**Construction.** Layout and lead dress are not critical so any type of construction can be used. Sockets are suggested for mounting the IC's.

The heart of the system is the diode matrix PLA that uses conventional silicon diodes (such as the 1N914) to form the matrix. In the prototype, a commercial pc board with a built-in 18 x 18 matrix of press-in terminals was used, although one can be built of conventional "flea clips" (or similar) with each horizontal (input) row interconnected and wired to its pin on IC4. Each vertical (output) column is built in a similar fashion and connected to the IC5-IC6 inputs. The selected diode clips should be capable of accepting the diode leads. The diodes are installed as shown in the matrix of Fig 4.

Either of the two oscillators can be selected, with any desired frequency used as the clock input.

The simple D/A converter shown in Fig. 4 consists of four resistors (although more can be added as the matrix is enlarged) that sum across R1. The voltage developed across these resistors is dependent on the placement of the diodes in the matrix. The square wave generated across R1 is smoothed by C1. The value of C1 can be changed as desired, or any other method of filtering can be used.

Once the basic circuit has been built, it should be powered and an oscilloscope used to make sure that all perti-

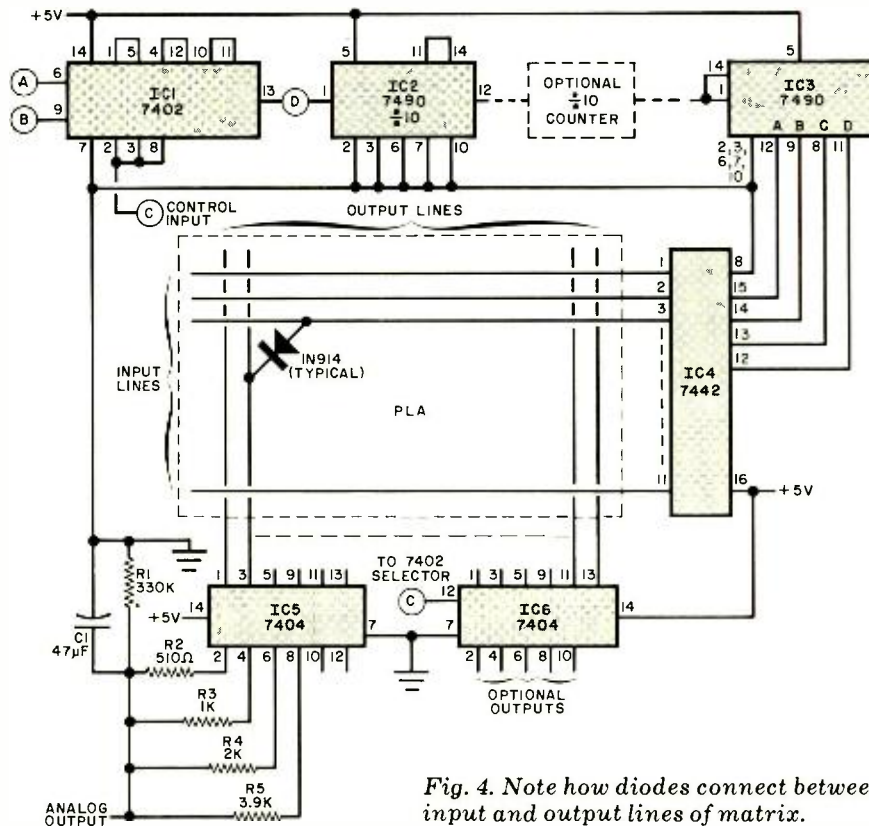


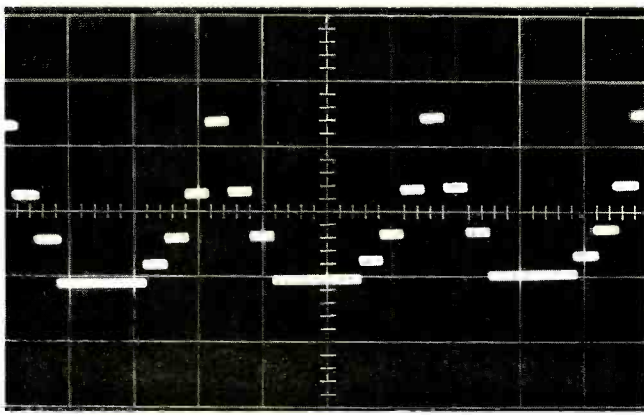
Fig. 4. Note how diodes connect between input and output lines of matrix.

**PARTS LIST**


- C1—47-µF, 12-V nonpolar capacitor (two 100-µF units connected in parallel)
- IC1—7402 quad 2-input NOR gate
- IC2, IC3—7490 decade counter
- IC4—7442 1-of-10 decoder
- IC5, IC6—7404 hex inverter
- R1—330,000-ohm resistor

- R2—510-ohm resistor
- R3—1000-ohm resistor
- R4—2000-ohm resistor
- R5—3900-ohm resistor
- Misc.—Perforated board, component mounting clips, sockets for IC's, matrix diodes (1N914), 555 timers and passive elements (see text), mounting hardware.

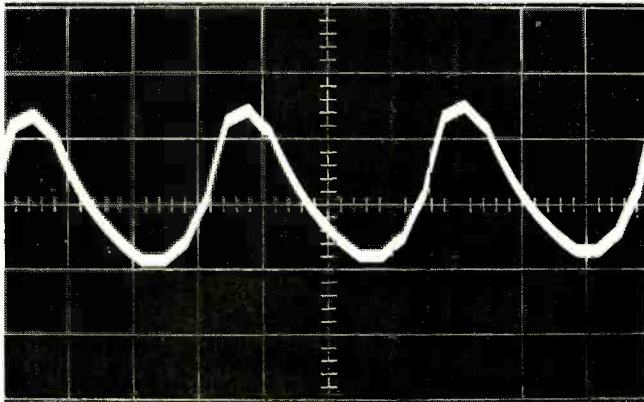




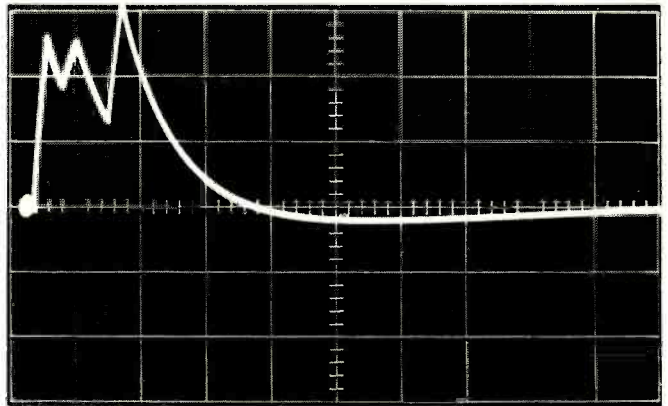
**A**



**C**



**B**



**D**

Oscilloscope photo (A) shows the output of the digital/analog converter with C1 (Fig. 4) removed at a frequency of 8 Hz. With C1 in, the output would form a sine wave such as that shown at (B). More elaborate filtering will smooth out the sharp edges. Waveform (C) shows how the PLA controls its own clock frequency. The first pulses are about 8 Hz followed by a 2.5-second delay until triggered again. Photo (D) is the PLA controlling its own frequency. The peaks inside the pulse are all 8-Hz rate, while the next pulse will not occur for more than 2 seconds.

nent waveforms are present and have the required fast rise and fall times suitable for TTL.

**Use.** There are two ways that the diode matrix can be used to control the output frequency. The simplest approach is to tie the "reset-to-zero" inputs (pins 2 and 3) of IC3 to an unused output line of the matrix and, if a diode is connected to this line, the circuit will recycle back to zero. The obvious disadvantage to this approach is that it becomes impossible to use any diode positions beyond the reset point.

The second method is to change the clock frequency coming from the driver circuits. A simple 1-of-2 decoder such as

the 7402 shown can be used to switch either one of two independent clocks (Fig. 1) or one of two frequencies derived from the same clock (Fig. 2). In the case of Fig. 1, the clocks may operate out of sync, therefore the clock in Fig. 2 may be used for more accurate timing. The control input of the 1-of-2 selector (Fig. 3) can be tied to an unused output line of the matrix, and the clock frequency that drives the system can be controlled using a diode on that particular line.

The system shown uses a 7490-7442 combination to produce a 10 x N matrix. If desired, a 7493-74154 combination can be used to produce a 16 x N matrix. The output waveform shape can be

changed by varying the value of filter capacitor C1 and the clock frequency. You can experiment with either of these values and observe the results.

It is possible to trigger the timing cycle with a pushbutton switch coupled to a monostable multivibrator. This allows the PLA to be used as an envelope generator in an electronic music system. It is also possible to generate two independent outputs from IC5 and IC6. Either output can be switch selected.

Although the circuit described is not presented as an actual construction project, it can be easily assembled, and the various parameters altered to create just about any reasonable output signal or waveform the builder can use. ◇



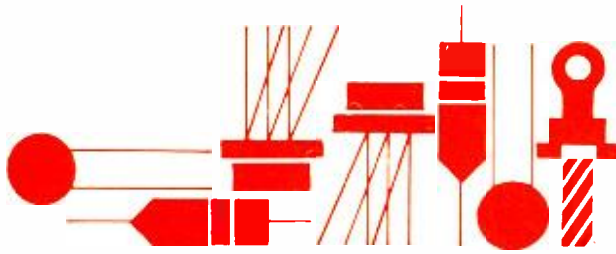
# Nobody does it bigger!



Hardware. Software. Peripherals.  
We've got the best in the business!

the digital group

P.O. Box 6528 Denver, CO 80206 (303) 777-7133  
CIRCLE NO. 19 ON FREE INFORMATION CARD



# Solid State

By Lou Garner

## MOTOR CONTROL CIRCUITS

**W**ITHIN industry, solid-state devices and circuits are used extensively for controlling and driving electric motors and other electromechanical actuators, including solenoids, linear drives and electric valves. Similar techniques can be just as valuable for a variety of hobbyist, experimenter and home projects. Typically, solid-state circuits can be used in constant- and variable-speed motor controls for toys, and household appliances such as mixers, stirrers, grinders and fans, workshop tools, including drills and sanders, and even in more sophisticated applications, such as tape recorders and computer floppy-disk drives. The range of potential applications, in fact, is virtually endless, limited only by the imagination, skill, and resources of the hobbyist.

Small dc motors of the type used in many toys can be controlled easily using a single low-to-medium-power transistor. A typical circuit is given in Fig. 1A. Here, the motor's current, hence its speed, varies as  $Q1$ 's base bias is adjusted by potentiometer  $R2$ . Although a pnp transistor is shown, an npn type can be used, if preferred, simply by reversing the battery and motor connections. Bypass capacitor  $C1$  is optional, as is the fuse. If the transistor is used at or near its maximum ratings, a suitable heatsink should be provided to prevent overheating. In some applications it may be necessary to connect a small bypass capacitor (0.05 to 0.1  $\mu\text{F}$ ) across the motor terminals to reduce noise. Actual component values will depend, of course, upon the supply voltage, the transistor's

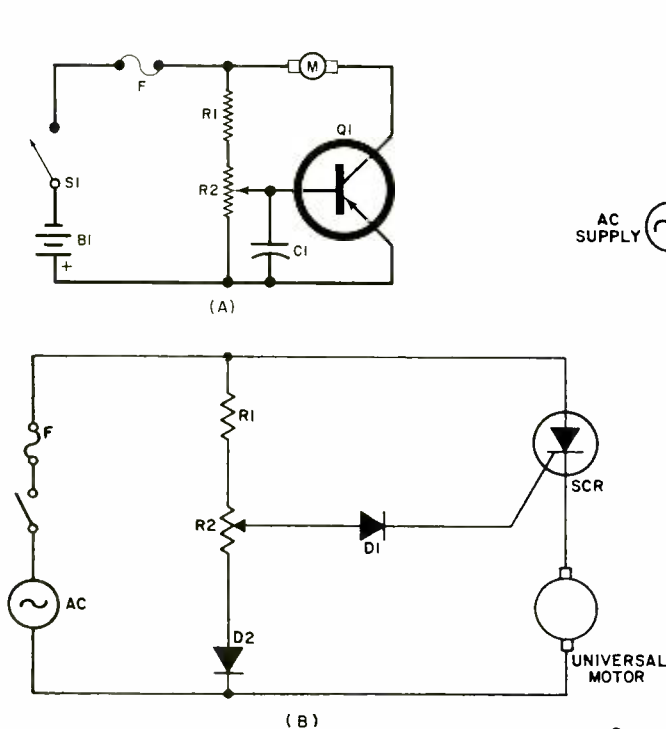


Fig. 1. Two basic motor control circuits. The one at (A) uses a transistor, while (B) is a circuit using an SCR for control.

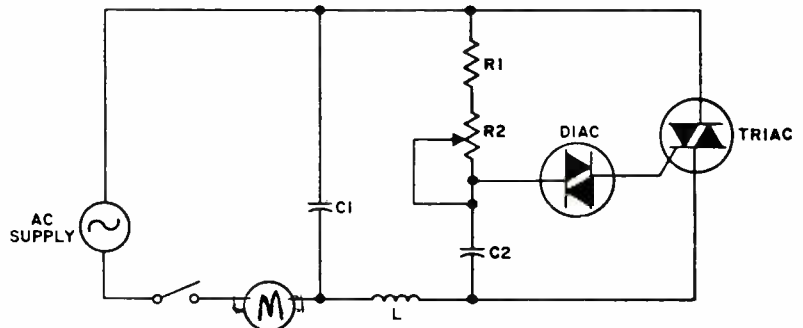


Fig. 2. A typical triac light-dimmer circuit that can also be used for motor control. Component values depend on specific devices used and intended application.

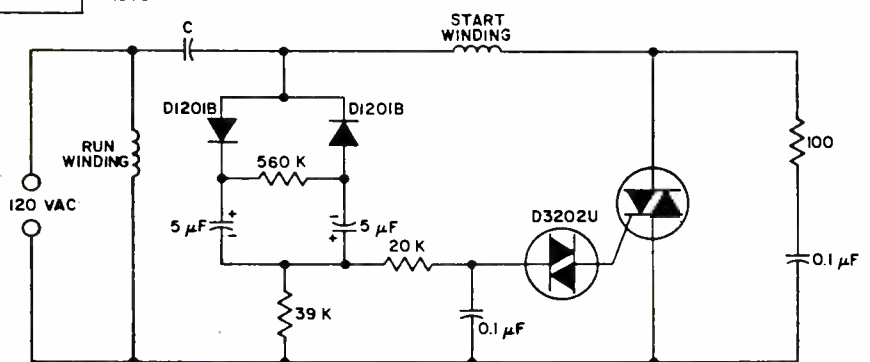


Fig. 3. Here solid-state devices are used in circuit of starting winding for medium and higher-power ac motor.



characteristics, the type of operation required, and the motor's rating. As a general rule, however, the values are not critical. Generally,  $R_1$  is chosen to limit  $Q_1$ 's maximum base bias and thus its maximum collector current and the top motor speed, with  $R_2$ , typically from five to twenty times  $R_1$ 's value. If, for example, a 100-ohm resistor is used for  $R_1$ ,  $R_2$  might have a value from 500 to 2000 ohms. Similarly, if  $R_1$ 's value is, say, 10,000 ohms,  $R_2$  might range from 50,000 to as much as 200,000 ohms. Where the motor's *minimum* as well as its maximum speed must be limited, a second fixed resistor can be connected between  $R_2$ 's lower terminal and the power source, thus limiting its bias control range.

Line-operated "universal" (ac/dc) series motors of the type found in many home appliances and small power tools can be controlled effectively using the SCR circuit illustrated in Fig. 1B. Suggested by RCA in *Power Options from the Powerhouse* (publication No. 2M1169), the design uses two general-purpose diodes, an SCR, a fixed resistor ( $R_1$ ) and a control potentiometer ( $R_2$ ). As in the transistor circuit, the actual component values depend on the specific semiconductor devices used, the motor characteristics, and the mode of operation needed. RCA suggests SCR types S2060, S2061, and S2062 for motors requiring up to 4 amperes, type S2600 for requirements to 7 A, and type S2800 if as much as 10 A is needed. Again, heat sinking may be required.

As long as maximum ratings are observed, most triac light dimmer circuits also can be used as light-duty speed controls for household appliances and small power tools. A typical circuit was described in this column in December, 1977, and another is given in Fig. 2. As before, the component values depend on the specific devices used and the intended application (i.e., motor rating and desired control range). Typical values, however, are 0.1  $\mu$ F for  $C_1$  and  $C_2$ , 100  $\mu$ H for  $L$ , 2.2k to 4.7k for  $R_1$ , and 50k to 250k for  $R_2$ . The diac may be type D3202Y or D3202U, while the triac may be types 2N5757, T2301 and T2302 for loads of up to 2.5 amperes, type T2500B for loads up to 6 A, and types 2N5571, 2N5572, T2800, T2850, T4100 and T4120 for requirements up to 15 A.

Unfortunately, not all ac motors are amenable to solid-state speed control. With synchronous and induction motors, for example, speed is essentially fixed and is determined by design and the

power-line frequency. Any variation from the design speed is caused by "slip-page" due to loading. Attempts to reduce speed by controlling the line voltage or current may result in a severe loss of torque and power, perhaps even causing a stall and burn-out.


Despite the limitations, solid-state controls can be used effectively for medium and higher power ac motor switching applications. Suggested by RCA, the motor-starting switch illustrated in Fig. 3 is a typical example. Suitable for medium-power motors operating on standard

household ac lines, the motor-starting circuit uses a triac as an automatic switch for the motor's start winding and its associated phase-shifting capacitor, C. The triacs used may range from types T2800 and T2850 for current requirements of up to 8 amperes to types 2N5567, 2N5569, and T4120 for loads of up to 15 A, or types 2N5441 and T6420 for currents of up to 40 A.

With the increasing popularity of solid-state motor controls, several semiconductor manufacturers have developed special IC's for such uses. The ICH8510/

# The DR22-C

## Fully Synthesized General Coverage Receiver from McKAY DYMEK



### FEATURES

- Shortwave, CB, ham radio, ships at sea, overseas phone calls, etc.
- Hi Fi, SWL, commercial, industrial and government uses.
- High level RF front end for excellent intermodulation rejection and sensitivity.
- Crystal filters in first and second IF amplifiers, ceramic filter in third IF.
- Quartz crystal tuning accuracy at all frequencies, no crystals to buy.
- Built in power supply for 110-120 or 220-240 VAC switchable, 50-60 Hz.
- Low Phase Noise Synthesizer
- Solid state, phase locked, digital synthesis tuning.
- Extreme ease of tuning at all frequencies.
- No mechanical tuning dial error or backlash.
- Switch selectable 4 or 8 kHz RF bandwidth.
- Built in monitor speaker with external speaker connectors.
- Switchable impulse noise limiters for AM and SSB.

### SPECIFICATIONS

■ Frequency coverage:	50 kHz to 29.7 MHz, continuous. Digital synthesis in 5 kHz steps, fine tune for $\pm 5$ kHz.			
■ Reception modes:	AM, upper sideband, lower sideband, CW.			
■ Sensitivity for 10 dB S + N/N:	100 kHz	200 kHz	400 kHz-20MHz	20MHz-29.7MHz
	5 $\mu$ V	1.5 $\mu$ V	0.5 $\mu$ V	0.75 $\mu$ V
	AM	10 $\mu$ V	3.0 $\mu$ V	1.0 $\mu$ V
■ Selectivity:	-6dB @ $\pm 2$ kHz or $\pm 4$ kHz and -60dB @ $\pm 5$ kHz or $\pm 14$ kHz			
■ AM Harmonic distortion:	50% modulation = 0.6% T.H.D., 90% modulation = 1.5% T.H.D. (1 kHz modulation)			
■ Frequency stability:	Within $\pm 40$ Hz in any 8 hour period at a constant ambient of 25C, after 30 minute warm up.			
■ Circuitry:	43 integrated circuits, 18 transistors, 16 FETs and 54 diodes.			
■ Dimensions & Wt.:	(W x D x H) 17.5 x 14.5 x 5.1 inches. Shpg. Wt. 19 lbs. (8.7 Kg)			

Order factory direct.

Exclusive rent/own plan available in U.S.

 **Nationwide**  
800/854-7769  
 **California**  
800/472-1783

In Canada

WSI Sales Company  
Ontario, N2H 3M2

Great Metropolitan  
Sound Co. Ltd.



**McKay Dymek Co.**  
111 South College Ave  
Claremont, CA 91711

CIRCLE NO 36 ON FREE INFORMATION CARD



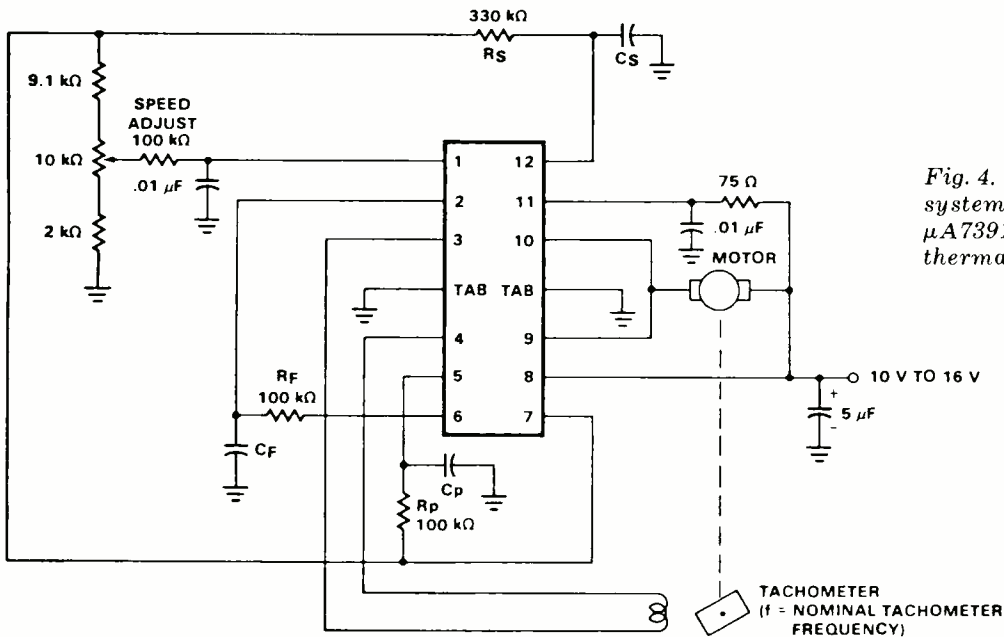


Fig. 4. Typical closed-loop system using the Fairchild  $\mu A7391$  IC. The circuit includes thermal and overvoltage protection.

8520/8530 family offered by Intersil, Inc. (10710 N. Tantau Ave., Cupertino, CA 95014) is a representative example. Assembled in 8-pin TO-3 style metal cases, the devices are hybrid power amplifiers designed specifically for driving linear and rotary actuators, electric valves, push-pull solenoids, and ac or dc motors. Available for operation on dc supply sources

of up to  $\pm 30$  V, the ICH8510 will supply an output current of up to 1 A, the ICH8520 up to 2 A, and the ICH8530 up to 2.7 A. The devices are protected against inductive kickback by internal power limiting, have integral frequency compensation, offer an equivalent dc gain of better than 100 dB, and require a standby quiescent current of only 20 mA.

Manufactured by the Fairchild Camera and Instrument Corporation (464 Ellis Street, Mountain View, CA 94042), the  $\mu A7391$  represents another type of motor-control IC. It is designed for precision, closed-loop, systems such as capstan drives in automotive and portable tape players, in floppy-disk drives for computer memories, and in data cartridge drives. Assembled in a 12-pin power package DIP with heavy heat-sink tabs, the device will deliver a motor starting surge current of up to 3.5 A and a running current of 2 A. It can be operated on dc source voltages from 6.3 to 16 V. Intended for use with an external motor driven tachometer generator, it will accept tachometer inputs from 100 mV to 1.0 V p-p. The device includes voltage regulator, pulse generator, comparator, thermal sensor, overvoltage sensor, and stall timing threshold and latch circuits as well as driver and power amplifier stages. In operation, the tachometer generator supplies an input signal proportional to motor speed. This signal is converted into fixed amplitude pulses and integrated by a standard R-C network before application to a comparator, where it is compared to a reference voltage representing the desired speed. The result of the comparison controls the duty cycle of the pulse width modulated switching motor drive output stage, thus closing the system's feedback loop and holding the motor speed to the rate established by the reference voltage. The thermal and overvoltage sensor circuits provide shutdown for self protection while the "stall timer" circuit protects the motor itself from burn-out during extended mechanical jams.

A typical application circuit featuring the  $\mu A7391$  is illustrated in Fig. 4. The circuit component values will vary with the characteristics of the motor and tachometer used.

As a general rule, layout and lead dress are not critical factors when assembling and wiring motor-control circuits, although good wiring practice should be followed, with care taken to observe all dc polarities and to avoid overheating the

## SOCKET SALE

### WIRE WRAP SOCKETS

14 Pin Wire Wrap	.30	.27/400
16 Pin Wire Wrap	.32	.29/350

### EDGE CARD CONNECTORS

44 Pin ST Edge Card Connector	1.75	1.50/10
100 Pin ST Edge Card Connector	3.50	3.00/10
100 Pin WW Edge Card Connector	3.50	3.00/10

All Sockets & Connectors Include Gold

### SOLDERLESS BREADBOARDS SK 10 \$16.50

#### INCLUDING:

Over 100 pieces of pre-cut wire in assorted lengths — free!  
Choose 1 color: Red, Black, Blue, Yellow, Green, White, Orange  
Or Assortment.

2.2" x 6.5"



### PAGE DIGITAL ELECTRONICS

135 E. Chestnut Street 4A  
Monrovia, California 91016  
Phone (213) 357-5005

#### ORDERING INFORMATION

- Orders under \$25 and COD's, add \$2
- All others, shipped Ppd in U.S. via UPS
- For Blue Label (Air) or 1st Class, add \$1
- We accept Visa & Master Charge
- Most orders shipped same day

Dealer Inquiries Invited

semiconductor devices during installation. In addition, adequate heatsinks should be provided for the output drivers, whether transistors, SCR's, triacs, or IC's.

**Readers' Circuits.** Needing a visual indicator for his ac line-operated TRANSMIT/RECEIVE antenna relay, Ted Reiter (1442 Brook Drive, Titusville, FL 32780), replaced his standard spdt unit with a dpdt version, planning to use the extra contacts to control the indicator devices. After rejecting the use of neon lamps and short-lived incandescent types, Ted devised the circuit illustrated in Fig. 5. Permitting standard LED operation on the relay coil (ac line) voltage, Ted's design

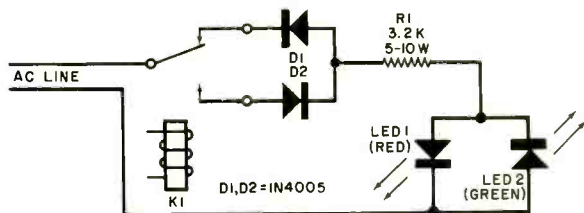


Fig. 5. Reader's circuit provides visual indication of whether relay is open or closed.

avoids the need for a step-down transformer, battery, or conventional dc power supply while retaining the low power and long life advantages offered by these devices.

Ted writes that virtually any LED's will work in his circuit, including low-cost "surplus" types, but warns that the series

dropping resistor, *R1*, gets rather warm during operation and should be mounted accordingly.

Edward C. Mauro (12 Pyramid Lane, Rochester, NY 14624) thinks readers may find his digital-logic automatic pump control circuit of interest and value. Used in conjunction with a transistorized relay to operate a water pump, Ed's circuit, Fig. 6, provides automatic level control for a water tank or sump. Ed writes that he uses his model to empty a dehumidifier tank

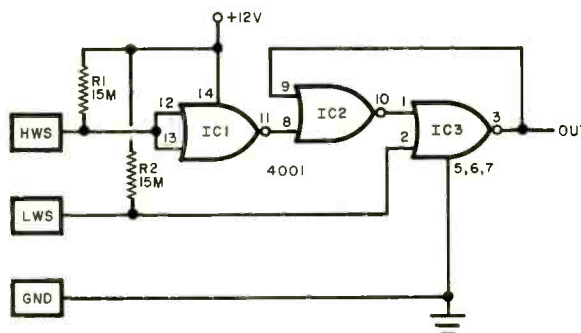


Fig. 6. Digital control circuit for a pump is controlled by level sensors.

automatically in the summer and to control the level in a furnace humidifier overflow holding tank in the TMS\* winter.

Using standard CMOS 2-input NOR gates, the circuit's operation is straightforward and easy to follow. HWS and LWS are the high and low water sensors, respectively. When the

# FASTEST KIT IN TOWN!

Just pliers and screwdriver . . . no soldering!  
Now just plug it in and turn it on!

Ask your Dad to buy one at your local computer store.

**Hazeltine Puts Performance Into Economy Terminals.**

Hazeltine Corporation, Greenlawn, N.Y. 11740



water level is below both, IC3's output is low. As the water level rises past LWS, IC3's output remains low until HWS is reached. At this point, IC3's output goes high. Sensed by the transistorized relay, the high output switches the pump on. The water level starts dropping down past HWS, but IC3's output remains high due to the feedback loop to IC2, and the pump continues to operate. When the water level drops below LWS, however, IC3's output goes low and the pump shuts down completely.

Ed has specified inexpensive, readily available components in his design. The HWS, LWS and GND sensors are one-inch diameter sections of standard pc board (unetched). The LWS and GND sensors are suspended on insulated leads near the bottom of the tank, but above the pump intake level, while the HWS sensor is suspended at the desired pump "turn-on" level. The circuit may be assembled on perf board, a suitably etched pc board, or on a wirewrap breadboard, as preferred. It may be used with virtually any standard transistorized relay circuit compatible with CMOS output levels.

**Device/Product News.** Three new series of fast turn-off SCR's intended for high-speed switching applications such as power inverters, switching regulators, and high-current pulsing are now available from RCA's Solid State Division (Box 3200, Somerville, NJ 08876). Identified as the S5800, S5801, and S5802 series, the new devices may be used at frequencies of up to 25 kHz. Each series includes five types with voltage ratings ranging from 200 to 600 volts. The turn-off times for an 8-A load is 6  $\mu$ s for the S5800 series, 10  $\mu$ s for the S5801 series, and 15  $\mu$ s for the S5802 series. All the devices

are supplied in JEDEC TO-220A/B plastic packages.


Motorola Semiconductor Products Inc. (P. O. Box 20912, Phoenix, AZ 85036) has added four new devices to its popular *Switchmode*<sup>®</sup> line of power transistors. Suitable for applications as motor controls, inverters, solenoid and relay drivers, and in deflection circuits, the new units include the 10-A types MJ13014 and MJ13015, with  $V_{ce0}$  ratings of 350 and 400 volts, respectively, plus two 20-A Darlingtons, types MJ10008 and MJ10009, rated at 450 and 500 volts.

Motorola also has a new FM stereo demodulator IC which is fabricated using the latest in I<sup>2</sup> L, Ion Implant, and Bandgap technologies. Designated type MC1309, the device requires no inductors and very few other external components. A single potentiometer sets initial subcarrier vco frequency in the PLL demodulator, while an external load resistor choice enables the unit to be inserted as a unity gain element in the FM receiver's audio path, and a LED driver output is provided to indicate stereo operation. For operation on 4.5 to 16 volts, the MC1309 is supplied in a standard 16-pin DIP.

National Semiconductor Corporation (2900 Semiconductor Drive, Santa Clara, CA 95051) has developed a family of negative three-terminal adjustable voltage regulators. Designated the LM137 series, the monolithic devices complement the LM117 series of positive three-terminal regulators. With outputs adjustable from -1.2 to -37 volts using only two external resistors, the units have integral thermal regulation and a current rating of 1.5 A. Other features of the series are a high ripple rejection of 75 dB and an rms output noise of a mere 0.003% of the output voltage up to 10 kHz. The LM137 devices are in TO-3, TO-5, TO-220 and TO-202 packages. ◇

## MORE Hobby Electronic Projects from

# HEP



You loved our first six HEP Projects . . . so we've made it an even dozen!

Six more exciting and functional electronic projects for home or lab.

Six more ways to explore tomorrow through superior technology.

More complex.

More challenging.

And HEP Projects give you a big head start by providing a printed circuit board, complete instructions and parts list.

The *new* HEP Projects made easy:

**Digital Multimeter**

**Amateur Radio 80-watt, 2-meter Amp**

**99-Minute Countdown Timer**

**Dawn-to-Dusk Lighting Control**

**Infrared Intrusion Alarm**

**CB Tone Squelch Alert**

And more on the way!!!

Available at your nearest authorized HEP Distributor. For mail order information, write: **Motorola Mail Order Sales**, P.O. Box 27605, Tempe, AZ 85282 or circle reader information card.



**MOTOROLA**

**Semiconductor Products Inc.**

# HEP



# FREE

The world's largest catalog  
of easy-to-build, money-saving  
electronic kits



- Personal Computer Systems now including Floppy Disk Storage
- Power Supplies ● Oscilloscopes ● Frequency Counters ● VTVM's and VOM's
- Ham Radio Gear ● Digital Programmable Color TV ● Hi-Fi Components
- Electronic Clocks and Weather Instruments ● Learn-at-home Electronics Courses
- Auto, Fishing, Marine and Aircraft Accessories — nearly 400 kits in all!

Every Heathkit product comes with a fully-illustrated, step-by-step assembly manual that tells you everything you need to know to make kitbuilding fun and easy. Thousands of people have discovered the satisfaction — and savings — of handcrafting a fine piece of electronic equipment. You can build it better... let us show you how.

Send for your **FREE** Catalog today! ►

Heath Company, Dept. 010-420, Benton Harbor, Michigan 49022

HEATH  
Schlumberger

Heath Company, Dept. 010-420  
Benton Harbor, Michigan 49022

**FREE**

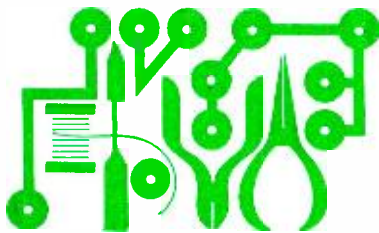
Please rush me my **FREE** Heathkit Catalog.  
I am not on your mailing list.

NAME \_\_\_\_\_

ADDRESS \_\_\_\_\_

CITY \_\_\_\_\_ STATE \_\_\_\_\_

CL-657 ZIP \_\_\_\_\_



# Experimenter's Corner

By Forrest M. Mims

## THE VOLTAGE MULTIPLIER

**T**HIS MONTH, we're going to look at the diode-capacitor voltage multiplier, an extremely simple but very useful power-supply circuit. The diode-capacitor voltage multiplier allows the user to obtain a larger dc voltage than that available from his battery or transformer/rectifier supply. In ac circuits, this voltage multiplication is readily accomplished by transformers, so you can consider the voltage multiplier as a solid-state, dc step-up transformer with very limited current regulation capability.

These networks have found many applications in semiconductor electronics. They are commonly used in digital wrist-watches to derive required operating voltages from a single mercury cell. Voltage multipliers are also employed to obtain the relatively high voltages needed for powering neon glow lamps, electro-fluorescent displays and semiconductor lasers. Heavily insulated voltage multipliers are frequently found in the high-voltage sections of color television receivers and infrared-to-visible light conversion systems.

Although there are several basic voltage multiplier designs, they are all based on the principle of charging and discharging capacitors with the help of steering diodes. Let's look at a few representative circuits. All inputs are ac.

**Typical Voltage Multipliers.** Figure 1 is the schematic diagram of the traditional voltage doubler. In operation, an ac voltage is applied across the input terminals. During the negative half-cycle of the input signal (BP2 positive with respect to BP1), C2 charges to the peak

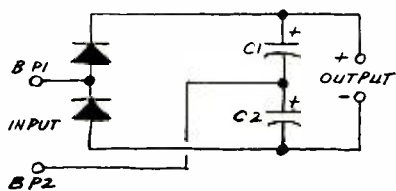


Fig. 1. Traditional diode-capacitor voltage multiplier.

value of the input voltage. During the positive half-cycle, C1 charges up to the peak value of the input voltage. Since C1 and C2 are in series, the output voltage is double the peak input voltage if the output is lightly loaded. Therefore, the capacitors must be rated to withstand the peak value of the input voltage and the diodes twice that value.

Figure 2 shows two other ways to make a voltage doubler. The cascade doubler (A) isn't as efficient or as well-regulated as either the traditional or bridge doubler, but it can easily be expanded to many stages. (Component voltage ratings are given in parentheses.) It's possible to obtain outputs of many thousands of volts from multi-stage cascade voltage multipliers. Figure 3 shows both a full-wave voltage tripler (A) and quadrupler (B).

You can duplicate any of the circuits in Figs. 1 through 3 using ordinary silicon rectifiers and suitably rated capacitors.

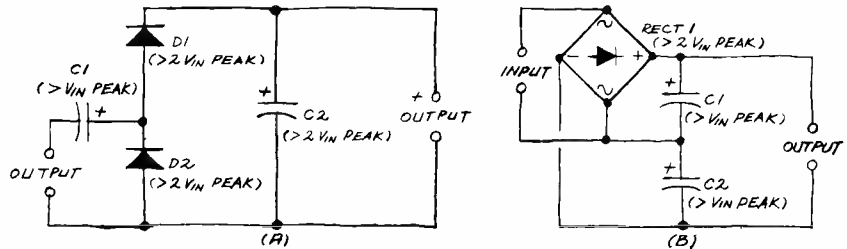


Fig. 2. Two different ways to make a voltage divider.

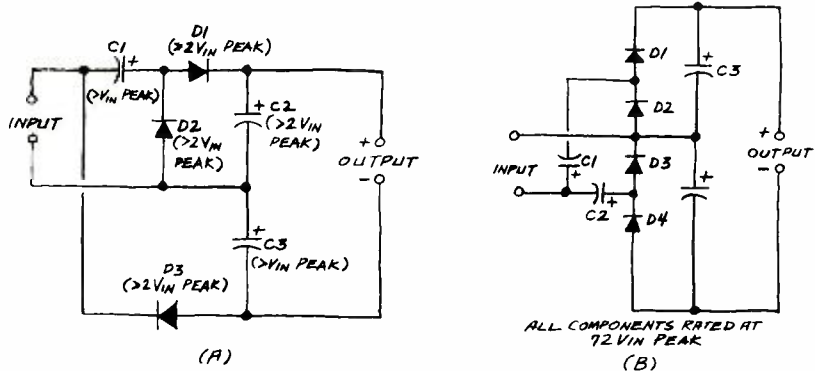


Fig. 3. Full-wave voltage tripler and quadrupler circuits.

Switching diodes (IN914 or IN4148) work fine in low-voltage applications. Rectifiers in the IN4000 series are a good choice for circuits with higher working voltages. Here are the voltage ratings for these rectifiers: IN4001, 50 volts; IN4002, 100 volts; IN4003, 200 volts; IN4004, 400 volts; IN4005, 600 volts; IN4006, 800 volts; IN4007, 1000 volts. Be sure to observe the polarities of diodes and electrolytic capacitors.

**A Word of Caution.** The sample voltage multiplier circuits that follow produce relatively low voltages. Voltage multipliers, however, can easily produce very high output voltages. If you decide to experiment with high-voltage multipliers, use caution and always make sure the capacitor chain is fully discharged before touching any circuit nodes. The capacitors in an unloaded voltage multiplier chain can retain a dangerous charge for *hours* after the power supply has been turned off.

**Op-Amp Voltage Multiplier.** It's very easy to generate square waves with an operational amplifier, so an op-amp oscillator makes an ideal input for a voltage multiplier. Figure 4 shows one possible circuit.

Virtually any op amp will work as a square-wave generator, but I've selected the RCA CA3078, a micropower op amp that will operate with power-supply voltages as low as  $\pm 0.75$  volt. With the component values shown in Fig. 4, the

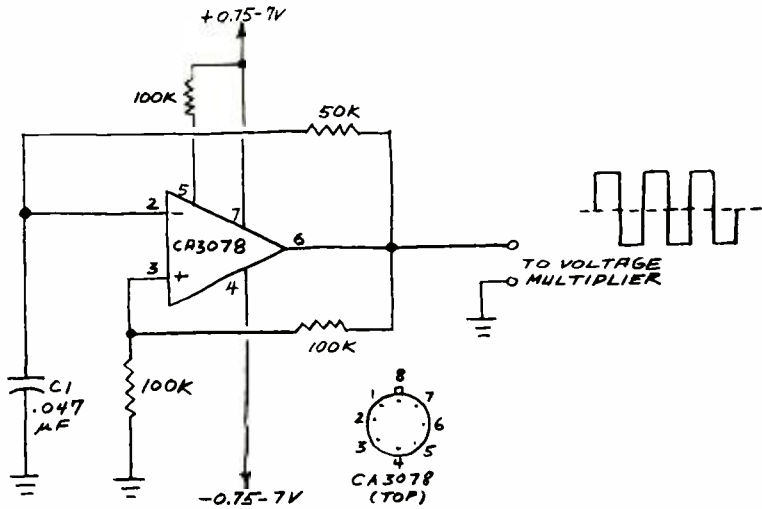


Fig. 4. Micropower op-amp oscillator circuit.

produce more than 100 volts by powering the CMOS clock with a 12-volt supply and connecting the flip-flop to a ten-stage voltage multiplier like the one shown in Fig. 5. That's more than enough voltage for a neon glow lamp and a 100,000-ohm series resistor between the positive output terminal of the multiplier and  $V_{SS}$  (ground). (Take care—the high voltage can easily zap one or both of the CMOS chips.)

**Further Reading.** The Motorola "Silicon Rectifier Handbook" (1966) has an excellent chapter on voltage multipliers (Chapter 6). Radio Shack's "Semiconductor Projects, Volume 1" (1975) has a chapter that describes an op-amp pulse generator that powers a ten-stage cascade voltage multiplier. This circuit is capable of producing a 140-volt output when the op amp is powered by a 35-volt supply.  $\diamond$

oscillator produces square pulses approximately four milliseconds wide at a frequency of 144 Hz. Increasing the value of C1 will increase the pulse width and reduce the oscillation frequency.

You can use the basic op-amp square-wave generator as an ac source for any voltage multiplier circuit. Figure 5 shows the results for a ten-stage cascade multiplier. Don't use a supply voltage greater than  $\pm 7$  volts if you use a CA3078 as the square-wave generator. For higher output voltages, add more multiplier stages or an op amp such as the 741 that will accept a higher supply voltage.

**CMOS Voltage Multiplier.** It's easy to build CMOS oscillator circuits that provide a square-wave output. Figure 6 shows one way to connect a voltage doubler to a typical CMOS oscillator comprising a clock followed by a 4013 D flip-flop. The clock is an astable multivibrator made from two of the four NAND gates in a 4011 integrated circuit. The flip-flop is operated as a toggle by feeding the not-Q output back to the D input.

Note that only half of each IC is used in this circuit. Because unterminated CMOS inputs can bias the gates into the linear operating region, it is essential to connect all unused inputs to either  $V_{DD}$  (the positive supply) or  $V_{SS}$  (ground). If your circuitry suddenly stops operating and one of the IC's becomes very hot, chances are you've left one or more inputs floating!

The voltage doubler shown in Fig. 6 works quite well. With the capacitor values given and a power supply of 6 volts, the flip-flop toggles at a frequency of 170 Hz and the doubler generates 11.3 volts.

Don't hesitate to experiment with the CMOS multiplier circuit. You can easily

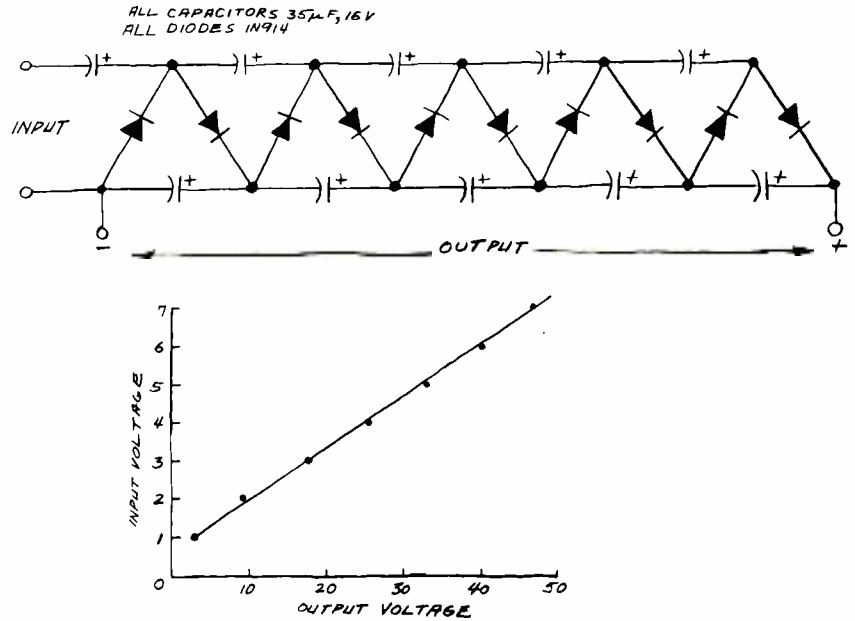


Fig. 5. Performance of op-amp oscillator and ten-stage multiplier.

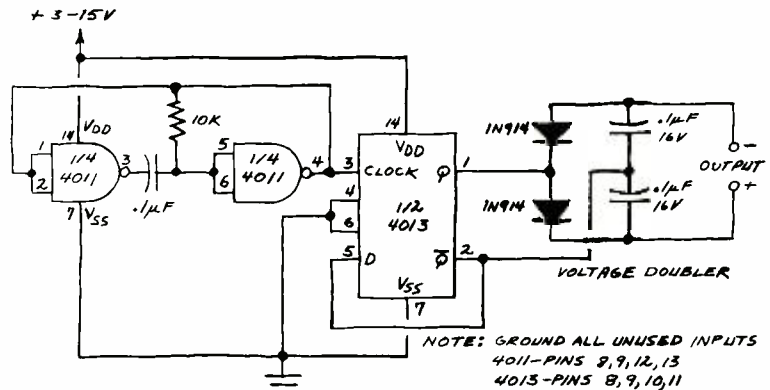


Fig. 6. CMOS oscillator and voltage doubler.





# Product Test Reports

## TRAM MODEL D62 AM/SSB MOBILE CB TRANSCEIVER

*Rig has fine SSB performance and incorporates quick-release bracket.*



**T**HE Tram Model D62 CB transceiver is a 40-channel phase-locked loop (PLL) frequency-synthesized AM/SSB mobile rig. A special feature is an Anti-Theft Snap-Brak, an instantaneous quick-release mobile mounting bracket.

Other features include: LED numeric channel display; r-f, audio, and microphone gain controls; switchable automatic noise limiter (anl) and noise blanker (NB) combination; squelch and clarifier controls; SWR indicator; illuminated S/r-f/SWR meter; transmit-on indicator; automatic level or modulation control (alc or amc); PA facility; external-speaker jacks; detachable dynamic microphone; electronic voltage regulation for critical circuits; AM/LSB/USB mode switch; operation from a nominal 13.8-volt negative- or positive-ground dc source; and line filter and reverse-polarity protection.

The transceiver measures 10 3/4"D × 6 15/16" W × 2 3/8"H (27.3 × 17.6 × 6 cm). Suggested retail price is \$450.

**Technical Description.** The receiver section employs a single-conversion design, with its i-f at 7.8 MHz. AM and SSB selectivity are obtained with a crystal-lattice filter. A dual-gate FET r-f input amplifier provides high sensitivity with very good signal-handling capabilities against overloads.

The local heterodyning signal at the mixer is obtained from the PLL's FET voltage-controlled oscillator (the vco), whose output signal frequency is at the high side of the CB signal (CB signal plus 7.8 MHz). There are actually two in-

dividual vco's, one of which is used for AM and USB and the other for LSB. (The frequencies for each channel differ by approximately 3000 Hz so that the signal is in proper relationship to the i-f filter for the related transmission mode.)

Three i-f stages follow the filter, after which either a diode envelope detector and a series-gate anl are provided for AM or a transistorized product detector is used for SSB. The receiver's entire audio system is contained in a single IC. The power-output section of this IC doubles as the transmitter AM modulator.

Built into the receiver section is an amplified squelch setup. The noise blanker is arranged so that it is switched in and out simultaneously with the AM anl. The circuit data for the noise blanker was not given; the only indication that one is included is on the schematic diagram, with a note that it is incorporated into a single IC. The noise-blanker system picks up the noise pulses from the r-f amplifier and processes them for disabling the output of the mixer for the duration of each pulse.

The standard reference signal for the PLL system is derived from a 5120-kHz crystal oscillator. The output signal frequency from the vco is also divided to provide the comparison signal. As usual, both signals go to a phase comparator, where an error voltage is generated for correcting the vco's frequency. Red LED displays for the channel numbers are activated by decoder drivers.

On transmit, the 7802.5-kHz bfo signal goes to the balanced modulator for SSB and then to the filter and a balanced mixer, where the difference-mixture with the output of the vco produces the on-channel signal. The AM carrier is similarly generated at this mixer. The remainder of the transmitter's lineup consists of two r-f amplifiers, a driver stage, and a power amplifier operated in class C for AM and linearly for SSB.

On AM, a speech amplifier is inserted

ahead of the IC in the receiver that is used to modulate the transmitter, while on SSB two additional audio preamplifiers feed the balanced modulator. An automatic level control (alc) system is included for both AM and SSB to maintain high modulation without introducing adverse overmodulation.

A multielement output network in the power amplifier stage matches to 50-ohm lines and attenuates spurious responses. This network is also switched in on receive, where it provides improved image rejection and minimizes receiver radiation from the antenna terminals at frequencies above 28 MHz. Radiation from the case in the receiver section is additionally minimized with complete shielding and external-lead bypass capacitors. Antenna switching is performed with a relay, which also initiates other changeover functions.

**Laboratory Measurements.** On our test bench, the receiver's sensitivity measured 0.5  $\mu$ V on AM with 30% modulation at 1000 Hz and at least 0.15  $\mu$ V on SSB for 10 dB (S + N)/N. A slight divergence from these figures occurred on different channels. The squelch threshold range was 0.5 to 2500  $\mu$ V. The agc held the audio output to within 10 dB with an 80-dB r-f change at 1 to 10,000  $\mu$ V. The S meter registered S9 with a nominal 50- $\mu$ V signal, but meter peaking did not exactly coincide with maximum audio output.

The image, i-f, and other unwanted spurious-signal rejection were an unusually good 85, 85, and 75 dB minimum, respectively. On the other hand, a 1- $\mu$ V internal "tweet" appeared on SSB when the clarifier control was set to one end of its extremes. Adjacent-channel rejection and desensitization was a minimum of 65 dB. The unwanted-sideband rejection at 1000 Hz was 60 dB.

The 6-dB audio response on AM was 325 to 4000 Hz, while on SSB, it was 700 to 4700 Hz. The maximum sine-wave output on receive and PA was 3 watts at the onset of clipping with 1.1% THD at 1000 Hz and 1.7% THD at 400 Hz, both into 8 ohms.

Operating the transceiver from a nominal 13.8-volt dc power source, the output power of the carrier measured 4.25 to 4.5 watts, depending on the temperature. Tone modulation went to 90% at microphone input levels 16 dB greater than required for 50% modulation. The THD at 1000 Hz was 6% (6.5% at 500 Hz). Adjacent-channel splatter under these conditions was 50 dB down at

1000 Hz and 45 to 50 dB at 2500 Hz. With voice operation at maximum microphone gain, the modulation tended to slightly exceed 100% on both negative and positive peaks. Nevertheless, the splatter was 50 to 60 dB down. The overall 6-dB audio response of the transmitter was 700 to 2800 Hz on AM. It peaked at +3 dB at 1350 Hz (600 Hz was down 10 dB).

On SSB, the output power measured 12 watts PEP, with both tone and voice. A tendency toward flattopping was observed at maximum mike levels. However, third-order distortion products were 28 dB below PEP (22 dB below two equal-level tones). Carrier suppression was 45 dB. On LSB, the unwanted-sideband suppression at 1000 Hz was 45 dB, and on USB, it was 50 dB. (While still using a single 1000-Hz tone in the USB mode, a 35-dB down spur appeared at  $\pm 3000$  Hz. Beyond an 800-to-1200-Hz tone input, these spurs disappeared. In any event, we observed no deterioration in on-the-air signal quality. The overall 6-dB audio response on SSB was nominally 300 to 1350 Hz. The frequency tolerance of the transmitter held to within 0.0015% on all channels

at 65° to 85° F (18° to 29° C) ambient temperatures.

**User Comment.** The Anti-Theft Snap-Brak featured with this transceiver does not in itself prevent theft. What it does is allow the transceiver to be quickly and easily removed from its bracket without having to manipulate the usual holding knobs. This permits convenient removal of the rig for hidden storage elsewhere when the vehicle is left unattended, which is still the best insurance against theft. Removal is also simplified with a quick-disconnect plug at the power cable, although the antenna cable still requires unscrewing the connector.

During bench tests with an impulse-noise generator, the noise blanker/anl system performed well with noise pulses up to 100 dB above 1  $\mu$ V/MHz bandwidth, except at the 50-dB level, where its effectiveness was reduced. In on-the-road tests, we obtained good NB/anl performance on AM. Here, the audio gain of the receiver diminished to reduce weak signals by 6 to 8 dB. The end result of this was an improved S/N ratio.

The effectiveness in reducing noise pulses was not as noticeable on SSB,

which is inherently less noisy than AM.

On AM, the audio receiving quality was full and clear. As can be seen from our SSB response figures, the quality on SSB was somewhat thinner than on AM, apparently due to the high low-frequency cutoff point. However, the resulting crispness produced excellent intelligibility. Adjacent-channel rejection and freedom from overload made reception more interference-free than is usually the case in the presence of properly operated strong signals.


The audio quality on transmit in the AM mode was a bit thinner than usual. On SSB, however, it produced high intelligibility. SSB transmitting quality sounded lower pitched, but still provided excellent readability.

Although occasional overmodulation was experienced on both AM and SSB, no adverse effects were noted during our on-the-air tests.

In sum, this is a fine all-around transceiver. It provides excellent AM performance, while giving the operator all the advantages of SSB communication, a mode of communication to which more and more CB'ers are turning.

CIRCLE NO. 103 ON FREE INFORMATION CARD

# If You're Into Automotive Investment, Here's a Statement About Profit and Loss: Buy The Mark Ten B Electronic Ignition And Sonic Sentry Anti-Theft Alarm Now!



The profitable part about the Mark Ten B capacitive discharge system is that it actually eliminates 3 out of 4 tune-ups and deals with rough idling, slow starting, hesitation during acceleration and poor gas mileage—on the spot! To prevent loss, the *Sonic Sentry* protects your vehicle and contents from theft by literally blowing the horn on anyone who intrudes into the harmless, ultrasonic field it emits throughout the interior of your car, truck, van, camper, bus, boat or airplane. To learn more about these quality, protective accessories from Delta, invest a minute of your time by filling out and mailing the attached coupon today!

**DELTA PRODUCTS, INC.**

One Delta Way, Dept. PE  
Grand Junction, Colorado 81501/(303) 242-9000

Please send complete information about the Mark Ten B and the Sonic Sentry, together with facts on Delta's full line of dynamite automotive, recreational vehicle, and security products to:

Name \_\_\_\_\_

Street Address \_\_\_\_\_

City \_\_\_\_\_ State \_\_\_\_\_ Zip \_\_\_\_\_

# ANNOUNCING ... A New CREI Program: Minicomputer & Microprocessor Technology Including A Microprocessor Laboratory

**Now you can learn at home  
the new technology that is  
revolutionizing electronics**

The microprocessor has ushered in the age of microtechnology and electronics will never again be the same. The microprocessor has made possible the placing of an entire computer on a silicon chip one quarter inch square. The microprocessor "miracle chip" is in the process of changing the world. Soon all technical personnel in electronics will have to understand and work with the microprocessor. It is invading virtually every area of electronics. And it is profoundly affecting your electronics career.

### **Brand New Program**

CREI has a brand new program to help you learn how to work effectively with this revolutionary electronics development. CREI's new program in Minicomputer and Microprocessor Technology is designed to prepare you for this field by giving you the education and practical experience you need.

The program provides solid preparation in electronics engineering technology with a specialization in minicomputers and microprocessors. In addition, it includes a microprocessor laboratory which features a fully programmable microcomputer which utilizes the Motorola 6802 microprocessor chip. This is an extremely important element of your program.

### **Programming Essential**

As you may well know, you must learn how to *program* the microprocessor in order to design, service or troubleshoot microprocessor electronic systems. There is only one effective way to learn this all-important skill of programming, and that is by actually *doing it*. CREI's new program gives you this opportunity as you work with the exciting microprocessor laboratory.

### **Programming Is Easy**

With CREI's new program, learning the skill of programming is simple. Within a few hours you'll be programming the microprocessor and in a short time you'll learn how to program it in three languages: BASIC, assembly and machine languages. In addition, you will learn how to interface the microprocessor with other systems and to test and debug specialized programs.



# Preparation at Home

## Wide Choice of Programs

Please note, however, that CREI's new program is only one of 16 state-of-the-art programs in advanced electronic technology offered by CREI. So even if you choose not to specialize in microprocessor technology, CREI has an advanced electronics program to meet your needs.

With CREI, you may choose from any of the following areas of specialization in advanced electronics:

- Microprocessor Technology
- Computer Engineering
- Communications Engineering
- Digital Communications
- Electronic Systems
- Automatic Controls
- Industrial Electronics
- Television Engineering
- Microwave Engineering
- Cable Television
- Radar and Sonar
- Nuclear Instrumentation
- Satellite Communications
- Aeronautical and Navigational
- Solid State Theory
- Nuclear Engineering

## Unique Lab Program

An exclusive option available with CREI programs in electronic engineering technology is CREI's unique Electronic Design Laboratory program. It gives you actual experience in designing practical electronic circuits. It also helps you to understand the theories of advanced electronics and gives you extensive experience in such areas as tests and measurements, breadboarding, prototype construction, circuit operation and behavior, characteristics of electronics components and how to apply integrated circuits. Only CREI offers this unique Lab Program.

## Practical Engineering

CREI programs give you a practical engineering knowledge of electronics. That is, each part of your training is planned for your "use on the job." By using your training, you reinforce the learning process. And by demonstrating your increased knowledge to your employer, you may qualify for faster career advancement.

## Free Book

There isn't room here to give you all of the facts about career opportunities in advanced electronics and how CREI prepares you for them. So we invite you to send for our free catalog. This fully illustrated, 56 page book describes in detail the programs, equipment and services of CREI.

## Qualifications

You may be eligible to take a CREI college-level program in electronics if you are a high school graduate (or the true equivalent) and have previous training or experience in electronics. Program arrangements are available depending upon whether you have extensive or minimum experience in electronics.



Mail card or write describing qualifications to

**CREI** **CAPITOL  
RADIO  
ENGINEERING  
INSTITUTE**

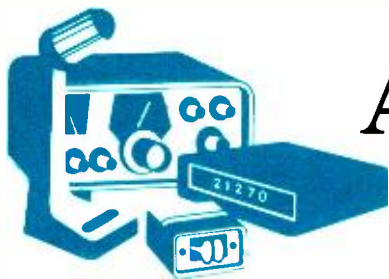
McGraw-Hill Continuing Education Center  
3939 Wisconsin Avenue Northwest  
Washington, D.C. 20016

Accredited Member National Home Study Council

## GI Bill

*CREI programs are approved for training of veterans and servicemen under the G.I. Bill.*





# Amateur Radio

By Karl T. Thurber, Jr., W8FX

## GETTING IT TOGETHER AS A NOVICE

**O**NE BRIGHT summer day in 1954, I found in the mailbox a small rectangular envelope from the FCC containing a Novice Class ham license. Station KN2IKZ was now authorized to go on the air. Receiving the license was a particular thrill for me, then a 12-year-old SWL. I had failed the Novice code exam on the first try—in those days, exams were given on FCC premises and a passing score was by no means assured.

Once the thrill of actually holding a valid "ham" license had passed, I, like any newly licensed amateur, had to face the serious challenge of getting on the air and making the first contact. A Phil-

more 2-tube, 25-watt rig using a 6V6 crystal oscillator and 5Y3 rectifier (remember them?) got KN2IKZ going on 40 meters. Also used were a Hallicrafters S-40B all-wave receiver and a 60-foot "random wire" antenna. Not exactly a dream station, it did the job for several months until I got my General ticket and a then-modern Johnson Viking II and Hallicrafters SX-96 replaced their more humble predecessors.

The thrill is still experienced by today's newly licensed Novices, but the equipment today is different—and better! With the exception of those who tackle a Heath receiver kit, practically no one builds his or her own receiver any-

more. The technical sophistication of modern receivers, incorporating such features as frequency synthesis, multiple conversion and i-f filtering, make construction and check-out a very difficult task. Relatively few hams, Novice or otherwise, build their own transmitters, though it certainly can be done by the more enterprising and technically oriented. Transmitter construction, particularly for CW (Morse code) gear, is not as demanding, but is a much greater task than it was in 1954. This is due to the simple fact that unless you're working with a pre-packaged kit, obtaining all the parts needed is now a formidable task. The best bet for most Novices is to buy either ready-made gear or a kit, limiting initial construction projects to various accessories.

In the old days (actually, up to mid-1976, when the FCC raised the Novice power limit and allowed the use of vfo's), most Novices set their sights on a low-power, crystal-controlled ("rock-bound") transmitter such as the



Yaesu's FT-101E runs 180 W CW (260 W PEP SSB) on 160-10 meters.

## "My father built this Schober Organ for me!"

You'd be proud to buy her an organ this good...but how would you feel if you'd also *built* it? It's a special kind of satisfaction. The gift of a lifetime of magnificent music, crafted with your own hands!

And you can do it! You need no prior electronic or mechanical abilities. Just the capacity to follow instructions. Every step is clearly detailed, every component is supplied. You'll find the assembly process as enjoyable as the music which follows!

And what music! For this is a truly fine instrument you will build. Far superior to most

"ready-made" organs...easily comparable to others at twice the price. Kit costs range from \$650 to \$2850 for all basic components, and you can purchase it in sections to spread costs out...or have two-year time payments.

When you've completed the basic organ, Schober offers a full complement of accessories...plus complete organ playing courses! People have been building Schober Electronic Organs for their daughters, sons, wives, husbands...for themselves...for 20 years now. Join the thousands of delighted Schober people.

You can have all the details, without cost or obligation. Just send the coupon for the fascinating Schober color catalog (or enclose \$1 for a record that lets you hear as well as see the quality of Schober). Why not clip it right now, before you forget?



The *Schober Organ Corp.*, Dept. PE-78  
43 West 61st Street, New York, N.Y. 10023

- Please send me Schober Organ Catalog  
 Enclosed please find \$1.00 for 12-inch L.P. record of Schober Organ music

NAME \_\_\_\_\_  
ADDRESS \_\_\_\_\_  
CITY \_\_\_\_\_ STATE \_\_\_\_\_ ZIP \_\_\_\_\_




capable of running from 180 watts to 1000 watts on CW and SSB. These rigs usually cover 80 through 10 meters, with some covering 160 as well. This avoids the problem of disposing of the "starter" station but assumes that the Novice license will be upgraded. The approach represents considerable investment however, and may spur the newcomer to upgrade his license from a financial standpoint, if nothing else!

### Transceivers Vs. Separates.

Which is better—a transceiver or separate transmitter and receiver? That's not an easy question to answer. Overall price levels are often the same, and no one rig will suit everyone's operating tastes. Amateur transceivers, like their CB counterparts, make efficient use of stages which perform dual receive and transmit-type functions. They tend to be compact and often can be placed in the car for mobile operation, and then taken out for portable use in a motel or vacation retreat. Some of the new solid-state units have built-in 12-volt dc and 117-volt ac power supplies. That means everything is in one package except mike, key, and antenna!

On the negative side, transceivers do have their limitations, so the very best-equipped stations do not normally use them. Without an external vfo, one cannot transmit and receive on different frequencies. Although in most QSO's both hams are on the same frequency, some DX stations will not listen for calls on their own frequency. Instead, they ask stations to call them, for example, "10 kHz up" or "10 down" to avoid a pile-up on the DX station's transmitting frequency. The use of an external vfo alleviates this problem, but then we're back to two separate units and added cost. Another problem is that serious CW work is difficult with some transceivers because of exact zero-beating (getting exactly on the other fellow's frequency) problems, lack of full break-in keying, and restricted frequency coverage.

For those willing to put the time and energy into building a transceiver kit, a good bet probably was the Heathkit HW-16 transceiver. Unfortunately, it has been discontinued. The Heath Company does sell the HW-8, a 3-watt QRP (flea-power) package that, notwithstanding Heath's reputation for quality and the success some operators have had working at very low power levels, probably will not do the job on today's super-crowded bands, with many Novices running the full 250-watt limit. Successfully



Heath MR-1680 SSB/CW receiver kit covers 80-10 meters.

operating a "QRP station" takes a great deal of skill and clear frequencies. The HW-16 can be found in dealers' used-


equipment showrooms and at hamfests. The same is true for its transmitter counterparts such as the DX-35, DX-40, and DX-60. There is now a dearth of new low-to-medium power, CW-only rigs suitable for use by the beginner. (Used amateur gear is, incidentally, usually very well maintained and cared for by its owner and should definitely be considered for purchase.)

On the brighter side, Ten-Tec has introduced its new "Century 21" CW transceiver. The rig is solid-state and runs 70 watts, has vfo control, covers 80

NEW LSI TECHNOLOGY

## FREQUENCY COUNTER

TAKE ADVANTAGE OF THIS NEW STATE-OF-THE-ART COUNTER FEATURING THE MANY BENEFITS OF CUSTOM LSI CIRCUITRY.



**FEATURES AND SPECIFICATIONS:**  
 DISPLAY: 8 RED LED DIGITS, 4 CHARACTER HIGH  
 GATE TIMES: 1 SECOND AND 1/10 SECOND  
 PRESCALER WILL FIT INSIDE COUNTER CABINET  
 RESOLUTION: 1 HZ AT 1 SECOND, 10 HZ AT 1/10 SECOND  
 FREQUENCY RANGE: 10 HZ TO 60 MHZ (85 MHz TYPICAL)  
 SENSITIVITY: 10 MV RMS TO 50 MHZ, 20 MV RMS TO 60 MHZ TYP.  
 INPUT IMPEDANCE: 1 MEGOHM AND 20 PF  
 DIODE PROTECTED INPUT FOR OVER VOLTAGE PROTECTION  
 ACCURACY: ± 1 PPM; ± 0.001% AFTER CALIBRATION TYPICAL  
 STABILITY: WITHIN 1 PPM PER HOUR AFTER WARM UP (201% XTAL)  
 IC PACKAGE COUNT: 8 (ALL SOCKETED)  
 INTERNAL POWER SUPPLY: 5 V DC REGULATED  
 INPUT POWER REQUIRED: 8.12 VDC OR 115 VAC AT 50/60 HZ  
 POWER CONSUMPTION: 4 WATTS

KIT #FC-50C IS COMPLETE WITH PREDRILLED CHASSIS, ALL HARDWARE AND STEP-BY-STEP INSTRUCTIONS. WIRED & TESTED UNITS ARE CALIBRATED AND GUARANTEED.

KIT #FC-50C	60 MHZ COUNTER WITH CABINET & P.S.	<b>\$119<sup>95</sup></b>
COMPLETE!		
KIT #PSL-650	650 MHZ PRESCALER (NOT SHOWN)	29.95
MODEL #FC-50WT	60 MHZ COUNTER WIRED, TESTED & CAL.	165.95
MODEL #FC-50/600 WT	600 MHZ COUNTER WIRED, TESTED & CAL.	199.95

### AUTO BURGLAR ALARM KIT

AN EASY TO ASSEMBLE AND EASY TO INSTALL ALARM PROVIDING MANY FEATURES NOT NORMALLY FOUND. KEYLESS ALARM HAS PROVISION FOR POPS & GROUNDING SWITCHES OR SENSORS WILL PULSE HORN RELAY AT 1/2 RATE OR DRIVE SIREN. KIT PROVIDES PROGRAMMABLE TIME DELAYS FOR EXIT ENTRY & ALARM PERIOD. UNIT MOUNTS UNDER DASH. REMOTE SWITCH CAN BE MOUNTED WHERE DESIRED. GOOD RELIABILITY. RESISTS FALSE ALARMS & PROVIDES FOR ULTRA DEPENDABLE ALARM. DO NOT BE FOOLED BY LOW PRICES. THIS IS A TOP QUALITY COMPLETE KIT WITH ALL PARTS INCLUDING DETAILED DRAWINGS AND INSTRUCTIONS OR AVAILABLE WIRED AND TESTED.



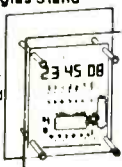
**KIT #ALR-1**  
\$9.95

**#ALR-1WT WIRED & TESTED \$19.95**

SEE THE WORKS Clock Kit  
Clear Plexiglas Stand

- 6 Big 4" digits
- 12 or 24 hr time
- 3 set switches
- Plug transformer
- all parts included

Plexiglas Pre-cut & drilled  
Kit #850-4CP  
Size: 6"H, 4 1/2"W, 3"D



**KIT**  
\$23<sup>50</sup> ea

**Assembled**  
\$29<sup>95</sup>

### VARIABLE REGULATED 1 AMP POWER SUPPLY KIT

- VARIABLE FROM 4 TO 14V
- SHORT CIRCUIT PROOF
- 723 IC REGULATOR
- 2N3055 PASS TRANSISTOR
- CURRENT LIMITING AT 1 AMP

KIT IS COMPLETE INCLUDING DRILLED & SOLDER PLATED FIBERGLASS PCB BOARD AND ALL PARTS (LESS TRANS. FORMER) KIT #PS-01 \$8.95

TRANSFORMER 24V CT will provide 300MA at 12V and 1 amp at 5V. \$3.50

**Fairchild Super Digit FND-359**

4" Char. Ht. 7 segment LED RED Com. Cath. Direct pin replacement for popular FND-70.

**95¢ ea, 10/\$8.50**

**SET OF 6 FND-359 WITH MULTIPLEX PCB BOARD \$6.95**

### 60 HZ. XTAL TIME BASE

Will enable Digital Clock Kits or Clock-Calendar Kits to operate from 12V DC 1"x2" PC Board

Power Req. 5 15V (2.5 MA TYP.) Easy 3 wire hookup Accuracy ± 2PPM #TB-1 (Adjustable)

**Complete Kit \$4<sup>95</sup> Wir & Cal \$9.95**

### PLEXIGLAS CABINETS

Great for Clocks or any LED Digital project. Clear-Red Chassis serves as Bezel to increase contrast of digital displays.

**CABINET I**  
3"H, 6 1/4"W, 5 1/2"D  
**Black, White or Clear Cover**

**CABINET II**  
2 1/2"H, 5"W, 4"D  
**\$6.50 ea**

RED OR GREY PLEXIGLAS FOR DIGITAL BEZELS  
3"x6"x1/8" **95¢ ea 4/\$3**

### MOBILE LED CLOCK

12/24 HR. 4" DIGITS!

MODEL 12 VOLT AC or #2001 DC POWERED

- 6 JUMBO 4" RED LED'S BEHIND FILTER LENS WITH CHROME RIM
- SET TIME FROM FRONT VIA HIDDEN SWITCHES • 12/24-HR TIME FORMAT
- STYLISH CHARCOAL GRAY CASE OF MOLDED HIGH TEMP. PLASTIC
- BRIDGE POWER INPUT CIRCUITRY - TWO WIRE NO POLARITY HOOK-UP
- OPTIONAL CONNECTION TO BLANK DISPLAY (Use When Key Off In Car, Etc.)
- TOP QUALITY PCB BOARDS & COMPONENTS - INSTRUCTIONS
- MOUNTING BRACKET INCLUDED

KIT #2001 COMPLETE KIT **\$27<sup>95</sup>** 3 OR 4 MORE **\$25<sup>95</sup> ea.**

115 VAC POWER PACK #AC-1 **\$2<sup>50</sup> ea.**


ASSEMBLED UNITS WIRED & TESTED ORDER #2001 WT (LESS V. BATTERY) **\$37<sup>95</sup> ea.**

Wired for 12V DC. If not otherwise specified.

## OPTOELECTRONICS, INC.

5821 N.E. 14TH AVE.  
FORT LAUDERDALE, FLA. 33334  
PHONE (305) 771-2050 / 771-2051

ORDERS TO USA & CANADA ADD 5% FOR SHIPPING. HANDLING & INSURANCE. ALL OTHERS ADD 10%. ADDITIONAL \$1.00 CHARGE FOR ORDERS UNDER \$15.00 - COD FEE \$1.00. FLA. RES. ADD 4% TAX.





CIRCLE NO 43 ON FREE INFORMATION CARD



through 10 meters and sports a number of accessories of interest to the Novice or CW buff, including an inexpensive keyer and plug-in crystal calibrator. Price is approximately \$300, about the most you would want to invest in a CW-only 'starter' transceiver.

As for receivers, there is frankly little available to the Novice who wants to build a kit, but good, ready-made equipment is available from Drake, Collins, Kenwood and Yaesu. However, the Heath HR-1680 solid-state SSB/CW receiver kit is a good one, and at \$200



*Ten-Tec Century/21 Novice rig.*

represents an excellent value. It can provide several years of service before

most hams will see the need to upgrade. Even then, it could find a place in the shack as an auxiliary receiver. Heath's instructions, in case you don't know, are usually as foolproof as they can possibly be. The kit features no-instrument alignment, four printed circuit boards, an open chassis layout, and a wiring harness to simplify assembly. If you do go the separate receiver/transmitter route, buy the very best receiver you can afford at the outset to avoid having to dispose of a cheaper unit that will probably outgrow its usefulness when a higher-class license is obtained.

Many of the older (but not ancient) good-quality receivers will also be suitable. Among these are the SX-71, SX-76, HQ-180, NC-183D, NC-303, SX-111, HQ-110, SX-190, HA-350, and the HRO series. Unless you're a technical whiz, stay away from World War II surplus receivers—they just won't make it today. Exceptions to this rule are the Collins war-surplus R-390 and 51-J1.

Rapidly becoming a Novice "standard" is the relatively inexpensive (\$340) Heath HW-101 5-band transceiver which runs 170 watts on CW or 180 on SSB. Because phone provisions are built-in, the rig is perfectly suitable for use after your General ticket has arrived. It features semi-break-in keying. The VOX circuitry is keyed by a built-in CW sidetone which also allows you to monitor the transmitted CW signal. About the only accessories needed to get the HW-101 on the air are an antenna key, ac power supply, and (not absolutely necessary but nice) the 400-cycle CW accessory crystal filter to separate closely spaced signals. Very similar to the HW-101 but not a kit, is the Tempo One, an import distributed by Henry Radio. It carries many of the features of higher-priced gear, but costs a shade under \$500. Both can be purchased as used equipment.

R.L. Drake's TR-4CW SSB/CW transceiver is also a good bet for the beginner, and won't be obsoleted once the General license is obtained. Designed especially with the Novice/Technician in mind, it covers 80 through 10 meters with up to 300 watts PEP (peak envelope power) SSB input and 200 watts on CW. That's more than enough power to drive a 2-kW PEP linear amplifier should the occasion arise. Some of the features which make it especially attractive to the Novice are the built-in 500-kHz CW filter, 1-kHz dial calibration, 100-kHz crystal calibrator, wide-range agc and shifted-carrier CW operation.

# The Speed Radar Detector with "Performance Plus" BEARFINDER X-K Two + Two



**Model BFRD-XK**

Put a BEARFINDER on your dash today. The BEARFINDER X-K Two + Two gives you performance that is unmatched by any speed radar device on the market.

You'll find it is finely tuned to sense radar in both congested city driving and on open highways.

The BEARFINDER X-K has lots of pluses for you. For example, two independent antennas to seek out X and K band radar, and all other bands in between. Two continual "warning systems"—light and sound to alert you to radar's presence. An all new "fail-safe" system. The BEARFINDER

X-K easily mounts on your dash and operates through your cigarette lighter. No license is required and you also receive a 90-day limited warranty.

Visit your BEARFINDER distributor today and ask for the finest performing speed radar detector on the market today—the BEARFINDER X-K Two + Two!

*Write us for free literature!*



**BEARFINDER, INC.**  
221 Crane Street  
Dayton, Ohio 45403  
(513) 228-5067

Incidentally, Drake equipment is essentially tube-type. Tube-type rigs are considered "old-fashioned" by many but are somewhat easier to repair by the nontechnical ham. Available as optional accessories are an external vfo for split-frequency work, matching speaker and choice of power supplies (dc or ac).

The Drake Transceiver is in a different price class than the simpler Heath equipment mentioned earlier—the TR-4CW without accessories retails at about \$650. That's quite an investment for a beginner! However, older, used Drake equipment, such as the TR-3 and TR-4 would do a good job for the beginner with a more modest investment. Also, if you're lucky enough to find one in good condition, the venerable Johnson Viking "Ranger" or "Navigator" of late 50's vintage make beautiful Novice transmitters, having vfo control and medium power levels (75 watts for the Ranger and 40 for the Navigator). E.F. Johnson long ago gave up on the Amateur market, going heavily into CB, but its equipment is still occasionally seen at hamfests and in the used equipment sections of dealers' showrooms.

Comparable to the Drake line are the Tempo 2020, the Yaesu FT-101E series and the Kenwood TS-520. All offer "custom" features which must be evaluated in terms of the user's interest in the hobby and his needs. The best bet, of course, is to thoroughly investigate the market (including the used equipment market) before buying anything. Seek advice from local hams and obtain comparative literature from various manufacturers. The period between taking the Novice exam and receiving the license is an excellent time to evaluate specifications, decide on a transceiver vs. receiver/transceiver combination, and actually set up the station in preparation for the big day.

**In Closing.** No matter what your final decision is as to what equipment will comprise your first ham station, choose carefully and keep the future in mind. A correct first choice can mean the difference between enjoying ham radio and losing interest. Keep in mind that cheap equipment is not necessarily the best value for your dollar. Before plunking down that hard-earned cash, ask a ham who uses the equipment you're considering for his *honest* opinion of his gear. Finally, visit one of the big hamfests or conventions where the major manufacturers exhibit their wares so you can make side-by-side comparisons. ◇

**FREE**

# McIntosh CATALOG and FM DIRECTORY

Get all the newest and latest information on the new McIntosh Solid State equipment in the McIntosh catalog. In addition you will receive an FM station directory that covers all of North America.



## MX 113

FM/FM STEREO - AM TUNER AND PREAMPLIFIER

**SEND TODAY!**

McIntosh Laboratory, Inc.  
East Side Station P.O. Box 96  
Binghamton, N.Y. 13904  
Dept. PE

NAME \_\_\_\_\_

ADDRESS \_\_\_\_\_

CITY \_\_\_\_\_ STATE \_\_\_\_\_ ZIP \_\_\_\_\_

If you are in a hurry for your catalog please send the coupon to McIntosh.

For non rush service send the *Reader Service Card* to the magazine.

CIRCLE NO. 35 ON FREE INFORMATION CARD

## Fascinated By Home Computers And Video Games?



*Creative Computing* is the Number 1 applications and software magazine because we offer you ways to get the most out of your computer

We bring you things like data base and file systems, text editing, graphics and animation, artificial intelligence, communications and networks, small business functions, investment analysis, building control and music synthesis. Complete programs, too, with thorough documentations, listings and sample runs

Just getting started? Then turn to our technology tutorials, learning activities, short programs and problem-

solving pages. No-nonsense book reviews, too

Buying a system or adding on to one? Then you need *Creative Computing's* in-depth equipment and software evaluations.

We cover the whole gamut from smart electronic and video games to mini and micro computers. Terminals, floppy disks, displays, software—there's something for everyone in each issue of *Creative Computing*.

Can't wait? Use your bankcard and call our toll-free number. **800-631-8112** (In NJ call 201-540-0445)

I want to get the most out of my computer. Please enter my subscription to

### creative computing

	1-year	2-year	3-year	Lifetime	Vol 1 Bound	Vol 2 Bound
USA	<input type="checkbox"/> \$ 8	<input type="checkbox"/> \$15	<input type="checkbox"/> \$21	<input type="checkbox"/> \$300	<input type="checkbox"/> \$10	<input type="checkbox"/> \$10
Foreign Surface	<input type="checkbox"/> 12	<input type="checkbox"/> 23	<input type="checkbox"/> 33	<input type="checkbox"/> 400	<input type="checkbox"/> 12	<input type="checkbox"/> 12
Foreign Air	<input type="checkbox"/> 20	<input type="checkbox"/> 39	<input type="checkbox"/> 57	<input type="checkbox"/> 600	<input type="checkbox"/> 15	<input type="checkbox"/> 15

Payment Enclosed  Bill me (\$1 billing fee will be added, foreign and book orders must be prepaid)

Visa/BankAmerica  Master Charge no \_\_\_\_\_ Exp date \_\_\_\_\_

Name \_\_\_\_\_ Address \_\_\_\_\_

City \_\_\_\_\_ State \_\_\_\_\_ Zip \_\_\_\_\_

Send to Creative Computing, P O Box 789-M Morristown, NJ, 07960

8 U

CIRCLE NO. 16 ON FREE INFORMATION CARD





# Computer Bits

## COMPUTERS TO AID HANDICAPPED

By Leslie Solomon

**L**AST MARCH, we attended the second annual West Coast Computer Faire and heard eight papers discussing different ways computer enthusiasts can help handicapped people.

This is ample evidence that making home computers to aid the handicapped is an excellent project for computer clubs. It would certainly be more gratifying than Star Trek or creating more computer games. And modestly priced equipment—voice interfaces, modems, controllers, etc.—for this purpose is at hand. If you would like to contribute your talents to this much-needed computer-to-human interfacing, contact Computers for the Handicapped, c/o Warren Dunning, 5939 Woodbine Ave., Phila-

delphia, PA 19131. You will find it challenging and exciting.

**PET Doings.** The PET computer, like many of its predecessors is starting to spawn a "cottage industry" of bus plug-in devices.

HUH Electronic Music Productions, BOX 259, Fairfax, CA 94930 (Tel: 415-457-7598), is now making several PET add-ons. Among these is the PET-100, that allows the PET to use conventional S-100 boards. This approach uses a cable-connected board that plugs into an S-100 motherboard (that also has a power supply), with the other end of the cable connected to the PET expansion connector. Two versions


are available: mode-1 emulates most S-100 functions except RDY so it has fast memory and no wait states; and mode-2 allows read and write wait states. Kit is \$199.95, assembled it is \$279.95

Another add-on is PETSQUEAK (\$19.95) which automatically "beeps" when a file header is found or written, and when a program is loaded or saved. It may also be used as a beeper under program control. PET-TUNE-YA (\$29.95) is an 8-bit D/A converter that can be used as a music generator or as a DAC for graphics or control. The PET Video Buffer (\$19.95) is a video combiner that allows the use of conventional large-screen video monitors for classroom display.

**S-100 Bus Things.** It seems like almost every day something new comes along for the ubiquitous S-100 bus, and here is one more:

Objective Design Inc., POB 20325, Tallahassee, FL 32304 (Tel: 904-224-5545), has released its Programmable Character Generator board for \$149.95 kit and \$195 assembled/tested. This S-100 plug-in works with any of the

# AP DIP Jumpers make the connection Faster and Easier.



- Available with 14, 16, 24 and 40 contacts.
- Mate with standard IC sockets.
- Fully assembled and tested.
- Integral molded-on strain relief.
- Line-by-line probeability.

*Faster and Easier is what we're all about.*




**AP PRODUCTS INCORPORATED**  
Box 110 72 Corwin Drive  
Painesville, OH 44077  
(216) 354-2101 TWX: 810-425-2250

## FLAT RIBBON CABLE ASSEMBLIES WITH DIP CONNECTORS


AP DIP Jumpers are the low-cost, high quality solution for jumpering within a PC board; interconnecting between PC boards, backplanes and motherboards; interfacing In-/Output signals; and more.

All assemblies use rainbow cable. Standard lengths are 6, 12, 18, 24 and 36 inches.

### SINGLE-ENDED DIP JUMPERS



### DOUBLE-ENDED DIP JUMPERS



No. Contacts	Length 36"	No. Contacts	Length 6"	Length 12"	Length 18"	Length 24"	Length 36"
14	924102-36-R \$2 33	14	924106-6-R \$2 41	924106-12-R \$2 61	924106-18-R \$2 82	924106-24-R \$3 02	924106-36-R \$3 43
16	924112-36-R \$2 59	16	924116-6-R \$2 65	924116-12-R \$2 88	924116-18-R \$3 11	924116-24-R \$3 34	924116-36-R \$3 80
24	924122-36-R \$4 00	24	924126-6-R \$4 15	924126-12-R \$4 50	924126-18-R \$4 85	924126-24-R \$5 20	924126-36-R \$5 90
40	924132-36-R \$6 71	40	924136-6-R \$6 93	924136-12-R \$7 52	924136-18-R \$8 11	924136-24-R \$8 70	924136-36-R \$9 88

CIRCLE NO. 1 ON FREE INFORMATION CARD

POPULAR ELECTRONICS



# PROFESSIONAL DISCOUNTS

## Texas Instruments electronic calculator

Ti 1250 LCD	\$19.35	SR 40	\$23.25
Ti 2550 II	23.25	Ti 55 NEW	49.95
Ti 4000	12.55	Ti 57 NEW	63.00
Dialma NEW	19.95	Ti 58 NEW	95.79
Ti 5100	38.75	Ti 59 NEW	219.95
Ti 5015 NEW	63.00	PF 100A	147.00
Ti 5050 M	77.55	MBA	63.00
Ti 5040 PD	95.00	Bus Anv st	26.95
Ti 30 SP	16.98	Ti Programmer NEW	49.95
Dialcap	28.09	Ti 1790 NEW	39.95

Ask for TI Digital Watches

## HEWLETT hp PACKARD

HP 10 NEW	\$139.00	HP 80	235.00
HP 19C NEW	275.00	HP 67	360.00
HP 21	59.95	HP 31E NEW	55.00
HP 27	89.95	HP 32E NEW	75.00
HP 25	89.95	HP 33E NEW	92.00
HP 25C	128.00	HP 37E NEW	75.00
HP 27	119.95	HP 38E NEW	110.00
HP 29C NEW	156.00	HP 92 NEW	500.00
		HP 97	599.00

We're HP's authorized franchise dealer — all accessories are professionally discounted.

Also SCM, Olivetti, Casio, Canon, APF, Sharp, Craig, Sanyo, Record-A-Call, Norelco-Phillips and more. All at great prices!

Norelco NT-1	\$164.00	Sanyo 9908	\$249.95
Norelco 186	245.00	Sanyo 8000A	199.95

**WE WILL BEAT OR MEET ANY COMPETITOR'S PRICE IF HE HAS MERCHANDISE ON HAND.** All units shipped in original factory cartons with accessories according to manufacturer's specifications. In Calif call (213) 370-5795 or CALL (800) 421-0367 (other than CA). Above prices are for cash only. BankAmericard/Visa & Master Charge prices differ. Send money order. Pers ck (2 wks to clear). In CA add 6% sales tax. Add \$3.50 min shipping charges. WE SHIP AIR on request. Subject to availability. Send mail orders to DEPT EM-J

WRITE OR CALL FOR FREE CATALOG

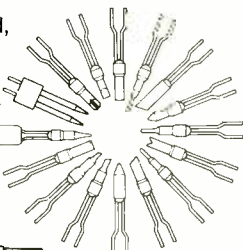
tk **enterprises** POPEL F  
16611 HAWTHORNE BLVD LAWDALE CA 90260  
(213) 370-5795 • (800) 421-0367

CIRCLE NO 55 ON FREE INFORMATION CARD

## The quick charge iron with 16 different quick change tips.

**ISO-TIP®**  
QUICK CHARGE  
Cordless Soldering Iron completely recharges in 3½-4 hours. Low voltage, battery powered, ground free isolated tip design.

16 snap-in tips to fit any job plus a PC Drill.



**WAHL CLIPPER CORPORATION**  
ORIGINATORS OF PRACTICAL CORDLESS SOLDERING  
• Sterling, Illinois 61081 • (815) 625-6525  
"Manufacturing Excellence Since 1919"

CIRCLE NO 59 ON FREE INFORMATION CARD

Motorola 9x7 matrix character generators such as used in the VDM-1, SOL, Poly VTI, SSM Video Board, etc. To use this new board, the character generator ROM is removed from the existing system, and plugged into a socket on the PCG. The PCG, in turn, is plugged into the now-empty character generator socket. Under software control, data in the 2K of RAM on the PCG can replace some or all of the characters in the old ROM. Such features as APL characters, special math or scientific symbols, foreign alphabets, italics, or other forms of emphasis, or even music symbols can be created. Programmable characters may be used to create graphics up to 512 x 256. The PCG achieves its high resolution without external memory or DMA activity.

**Breadboarding.** Probably the best way to try out a new circuit is to breadboard it, preferably using solderless sockets. This way, you can try all sorts of hardware "tricks" without causing any heat damage. In line with this, AP Products Inc., Box 110, 72 Corwin Drive, Painsville, OH 44077 (Tel: 216-354-2102), has released three POWER-ACE Circuit Evaluators said to have twice the component capacity of other solderless breadboards. All three models offer 256 x 5 tie-point terminals, and 16 x 25 tie-point busses, fused power supply, and a ground plane.

POWERACE 101 (\$84.95) features a 5-to-15-volt, 600-mA dc supply having excellent characteristics, and a 5%, 0-15-volt meter. POWERACE 102 (\$114.95) has a fixed 5-volt, 1-ampere supply, four slide switches with logic-0 or logic-1 outputs, and two debounced momentary switches delivering positive or negative output pulses. In addition, this model also has four LED's, a debounced pushbutton with positive or negative pulse output, and a clock generator from 1 Hz to 100 kHz output. POWERACE 103 (\$124.95) is a beefed-up version of the 102, with the addition of a ±15-volt, 250-mA supply, and a 0-15-volt meter.

**EPROM Erasure.** There have been many articles on programming EPROM's, but erasure has been left up to the user. One way to erase EPROM's is by using the UVS-11E Low-Cost EPROM Erasing Lamp (\$59.50) from Ultra-Violet Products Inc., 5100 Walnut Grove Ave., San Gabriel, CA 91778 (Tel: 213-285-3123). It is available from many electronics suppliers and comput-

Includes Functional Tilt Stand!

## NEW EICO 270 3½ DIGIT DMM KIT ONLY \$79.95

Introductory Offer—FREE AC ADAPTOR

The first and only lab accuracy portable DMM Kit featuring MOS/LSI IC economy and reliability. Measures DC/AC Volts, Kilohms, DC/AC milliamps in 21 ranges. Polarity indicators and overload protection are provided, and 0.5 inch LED displays give easiest-to-read digital readout to 1999. The 270 features a basic 0.5% DC accuracy, 10 Megohm input impedance, low voltage drop in all current ranges and automatically-flashing overrange indicator. **Assembled \$109.95**

## FREE '78 EICO CATALOG

Check reader service card or send 50c for first class mail. See your local EICO Dealer or call (516) 681-9300, 9:00 a.m.-5:00 p.m. EST. Major credit cards accepted. **EICO-108 New South Rd. Hicksville, N.Y. 11801**

CIRCLE NO 22 ON FREE INFORMATION CARD

Put Professional Knowledge and a **COLLEGE DEGREE** in your Electronics Career through

## HOME STUDY



Earn Your **DEGREE**

by correspondence, while continuing your present job. No commuting to class. Study at your own pace. Learn from complete and explicit lesson materials, with additional assistance from our home-study instructors. Advance as fast as you wish, but take all the time you need to master each topic. Profit from, and enjoy, the advantages of directed but self-paced home study.

The Grantham electronics degree program begins with basics, leads first to the A.S.E.T. degree, and then to the B.S.E.E. degree. Our free bulletin gives complete details of the program itself, the degrees awarded, the requirements for each degree, and how to enroll. Write for *Bulletin E78*.

**Grantham College of Engineering**  
2000 Stoner Avenue  
P. O. Box 25992  
Los Angeles, CA 90025

Worldwide Career Training thru Home Study 111

CIRCLE NO 26 ON FREE INFORMATION CARD



# THIS SPEAKER IS IMPOSSIBLE.

It would seem impossible to squeeze accurate, full-range sound reproduction out of a speaker only ten inches high. Especially flat response from 70 to 20,000 Hz.

But it's possible with the Speakerlab Point One, a two-element stereo speaker with a dome tweeter, 6" butyl-surround woofer and 12dB/octave Butterworth crossover network. All snuggled into an enclosure one-tenth of a cubic foot in volume! Perfect for apartments, extension speakers or cars.

It's not the only "miniature" speaker on the market. But it's the only one that's a \$55 kit so easy to assemble we guarantee you can do it or we'll finish it for you free!

Read more about the Point One and its nine bigger brothers in our 54-page color catalog. Send for it today and learn how possible the impossible speaker is.

Here's 50¢ send me your full-color catalog/manual on speaker kits

Dept PE-K

name

address

city state zip



Dept. PE-K, 735 N. Northlake Way  
Seattle, Washington 98103

er stores. The UVS-11E holds up to four chips in a conductive foam base, and supports the chips at 1" from the UV lamp. Up to four chips can be erased in 20 minutes. The holding tray absorbs all UV while transmitting visible light. (The UV lamp will not operate unless seated within the holding tray. When the lamp is lifted from the tray, it goes off.)

**Cabinets.** Its one thing to build a new keyboard, a TVT, or a complete system, but locating a decent cabinet is something else.

If packaging has been a problem, contact Custom Electronics Industries, 609 Route 109, West Babylon, NY 11704 (Tel: 516-884-2121). This firm makes a variety of high-impact plastic enclosures for a variety of computer items. Prices range from \$39.95 for a TVT cabinet and up depending on size. Cabinets are available painted or unpainted.

**New I/O Port.** According to Vector Graphics Inc., 790 Hampshire Rd., A-B, Westlake Village, CA 91361 (Tel: 805-497-6853), its Bit Streamer I/O S-100 board (\$155 kit, \$195 assembled), available through most computer stores, combines two parallel, and one serial I/O port with an 8251 programmable UART. One parallel port can also be used as a keyboard input port. Without changes to the pre-jumpered options, the board can also operate as an RS-232 serial port.

**Ham/Computer Terminal.** Xitex Corp., POB 20887, Dallas, TX 75220 (Tel: 214-620-2993), is marketing its SCT-100 low-cost S-100 plug-in video terminal. Using the Mostek 3870, the board produces 64 characters and 16 lines of 5x8 dot matrix characters and has a 128-character set including upper and lower case, numerics, Greek, common symbols, and special graphic symbols. The board can use either ASCII (110/300 baud) or baudot (45/72 baud). Full cursor control is provided. Both 20- and 60-mA serial loops are provided, as is RS-232. All loops are opto-isolated.

Having both ASCII and baudot, the board can be used for ham FSK as well as computer applications. Three versions are available: SCT-100A is assembled and tested for \$185; SCT-100K is a kit for \$155; and SCT-100P is a partial kit that includes the 3870, character generator ROM, crystal, pc board, and complete documentation at a price of \$85. The documentation package (SCT-100D) is available for \$3.

# the Finest Super Discount Hi-Fi Catalog is Yours Free...

Choose from over 75 of the top-name brands in Hi-Fi equipment and accessories, plus the latest in records and tapes - all at incredibly discounted prices!

• VISA • MASTERCARD

Toll Free Ordering 1-800-638-3920  
We give quotes by Phone

Send for our Free Catalog and compare our Selection and Prices. PE678

Name \_\_\_\_\_  
Addr \_\_\_\_\_  
City \_\_\_\_\_  
State \_\_\_\_\_ Zip \_\_\_\_\_

**STEREO DISCOUNTERS**  
6730 Santa Barbara Court • Balto., Md. 21227

CIRCLE NO 60 ON FREE INFORMATION CARD

## 5 GREAT New Books on Microprocessors!

### BEGINNER'S GUIDE TO MICROPROCESSORS

Everything you need to know to get started with microprocessors and personal computers, from the very basics to their internal architecture, from programming to interfacing with the outside world, including how to select your own computer system. Assumes absolutely no prior knowledge of the subject. Includes a point-by-point comparison of the Motorola 6800 and the Intel 8080 chips. 182 p. 106 ill.

Paper \$5.95; Hardbound \$8.95 Order No. 995

### 57 PRACTICAL PROGRAMS AND GAMES IN BASIC

57 of the hardest working, most enjoyable BASIC programs you've ever seen: everything from space war games to blackjack, from craps to I Ching, from arithmetic progression to statistical permutations to one-arm bandits! It's an easy-to-use manual that gives you 57 different Simplified BASIC programs. You can program your minibrain for all kinds of fun and games or for figuring compound interest, calculating depreciation, etc. 210p. 64 ill.

Paper \$7.95; Hardbound \$10.95 Order No. 1000

### MICROPROGRAMMING FOR COMPUTER HOBBYISTS

A unique programming manual that takes you right from the very basics up to state-of-the-art capabilities with enough detail on intermediate and advanced techniques of programming and data structuring to satisfy a working professional programmer. Anyone, no matter how inexperienced, can easily follow it. Covers stacks, queues, deques, strings, trees, graphs, right up through the most supercomplex multiple-linked chains. 378p. 219 ill.

Paper \$8.95; Hardbound \$12.95 Order No. 952

### MINIPROCESSORS: FROM CALCULATORS TO COMPUTERS

The computer hobbyist's machine-language hybrid calculator/computer book shows you how to use, build, design, repair, troubleshoot, program and customize your own calculators! Bridges the gap between calculator and computer technology; shows you how to start with a few easy-to-obtain calculator chips and gradually construct any kind of superbrained, specialized calculator you want. 192 p. 67 ill.

Paper \$5.95; Hardbound \$9.95 Order No. 971

### THE "COMPUTATOR" BOOK


An imaginative new project book that shows you how to mate the COMPUTER with the CALCULATOR to build, design, and customize calculators for all kinds of "brainwork"—counting, storing data, measuring times, dialing phones, generating random numbers, even tying one into a teletype for a tape-controlled calculator with virtually an infinite memory, plus how to build displays several feet high. Includes full-size printed-circuit layouts to make your own PC boards! 322 p. 224 ill.

Paper \$7.95; Hardbound \$10.95 Order No. 975

SEND NO MONEY! We'll invoice you on 10-DAY FREE TRIAL. Clip entire ad to order. 100% guaranteed or your money refunded.

**TAB BOOKS** DEPT PE-68  
BLUE RIDGE SUMMIT, PA 17214

CIRCLE NO 56 ON FREE INFORMATION CARD



## Our new Bearcat® 250!

has all the fantastic space age features of our super popular Bearcat® 210, but now we've added:

- 50 synthesized crystalless channels
- User selectable scanning speeds
- Priority channel
- Digital time clock—accurate to seconds
- Automatic or user controlled squelch
- Search Direction—Search "up" or "down" for quicker return to desired frequencies
- Transmission activity counter—tells you how busy each frequency has been
- Search & Store—Will find and "remember" up to 64 active frequencies for later recall
- Direct channel select—Advance directly to a channel without stepping through interim channels
- Non volatile memory—No batteries required to retain memory, even when scanner is unplugged
- Auxiliary—On/Off control of equipment (tape deck, alarms, lights, etc.) when transmissions occur on programmed channels

To reserve your space-age Bearcat® 250 and receive your order priority number for spring-summer delivery, send \$389.00 plus \$5.00 for U.S. U.P.S. shipping. Foreign orders invited at slightly higher cost. Visa and Master Charge card holders may call toll free 800-521-4414 to order. Outside the U.S. and Michigan dial 313-994-4441. To order by mail or for a free catalog completely describing the fantastic crystalless Bearcat® 250 write: COMMUNICATIONS ELECTRONICS, Box 1002—Dept. 5, Ann Arbor, Michigan 48106 U.S.A.

©1978 Communications Electronics

CIRCLE NO 12 ON FREE INFORMATION CARD





# Software Sources

**6800 High-Speed Cassette Save/Load Program.** Designed for the SWTPC M68 computer and AC-30 cassette interface, WHIZ can save and load programs at 9X MIKBUG speed, or 3X binary-format

speed, using ordinary cassette recorders. The program has a built-in relocater, and allows the user to specify the start, end and program-start addresses for a dump. When loading, WHIZ will produce an "OK" message and display the last address referenced on tape and the PC start address. Other hardware requirements include a terminal with control-character decoding. WHIZ resides in about 1k, and is supplied on KC cassette with origin 1000h, for \$15.95, or on Smoke Signal Broadcasting BFD-68-format diskette for \$20.95. Write: Shifting Sands Microcomputer Products Corp., Box 441, Fairborn, OH 45324.

**Micro "APL" for 8080.** 8k EMPL is a micro APL for 8080 based computers, using ASCII-character adaptations of the APL symbols and operators. EMPL has numeric and character vectors (one-dimensional arrays), user-defined functions, 22 primitive functions, 9 system commands, and many other special operators and characters. Typical operators

and commands include: logical and arithmetic functions, catenation, string, literal-text, branch, absolute, random, and many others. The program itself resides in the first 5.6k bytes of memory, but requires a minimum of 8k total RAM. Double-precision integer arithmetic, with a range of  $\pm 32767$  is used. EMPL is available on Tarbell cassette for \$10 (NJ residents add 5% tax), including user's manual, from Erik T. Mueller, Britten House, Roosevelt, NJ 08555; and from Tarbell Electronics, 20620 S. Leapwood Ave., Suite P, Carson, CA 90746, for \$15 (California residents add 6% tax). Also available for \$20 on paper tape, North Star disk, CUTS cassette or MITS cassette from supplier.

**6800 Math Package.** A math package with 12-digit accuracy up to the value 549,755,813,887, and with 11-digit accuracy for higher values, is available for the SWTPC 6800 computer. Calculations are floating-point, with 5-byte mantissas plus 1-byte exponent, a 25% saving in storage over BASIC, with higher accuracy. The package also supports Fortran-type formatting of floating-point and integer specifications in both read and write. The package includes binary-to-ASCII conversion routines. Updates will be sent to all original purchasers for the cost of postage and disk or tape. If the customer supplies his own disk or tape, the charge will be \$1.00. Cost of the math package is \$107.50 in Smoke Signal Broadcasting disk, or \$103.00 on KC-standard, 300-baud cassette. Write: AAA Chicago Computer Center, 3007 1/2 W. Waveland Ave., Chicago, IL 60618, or participating dealers.

**6502 Resident Assembler and Editor.** The ASM65 resident assembler and Mini-Editor for 6502 systems are designed to work together, and can produce object paper tapes as well as listings. Both are available in KIM or TIM format; addressing for the ASM65 is 1000-1FA6 (TIM) or 2000-2FBD (KIM); for the mini-editor it's 2600-297F and 3600-3997F for the TIM and KIM versions respectively. The ASM65 on hex dump or paper tape is \$13; the manual is \$5, and a cross-assembly listing is \$28. Prices for the Mini-Editor are \$4.00 for the hex dump or binary paper tape, \$2.50 for the manual, and \$7.50 for the listing. All prices are post-paid, first class. A catalog of other programs is \$1.00. Write: The 6502 Program Exchange, 2920 Moana, Reno, NV 89509.

**8080 Multitasking Scheduler.** MTS/80 is a real-time multitasking scheduler for Intel SBC 80/10 single-board computers. It features relocatable binary libraries, including I/O drivers and system utilities; source code, and manuals. On MDS-800-compatible floppy discs, MTS/80 is \$995. If purchased separately, the user's manual is \$25, and the System Generation Procedure and I/O Driver Implementation Manuals are \$10 each. Write: Resource Control, 2701 152nd Ave. NE, Redmond, WA 98052.

## THE MICROCOMPUTER MART COMPUTER RETAIL STORES

### CALIFORNIA

**Byte Shop #1**  
1063 West El Camino Real  
Mountain View, California 94040  
(415) 969-5464

**Rainbow Computing, Inc.**  
10723 White Oak Avenue  
Granada Hills, California 91344  
(213) 360-2171

### GEORGIA

**Datamart, Inc.**  
3001 North Fulton Drive, NE  
Atlanta, Georgia 30305  
(404) 266-0336

### ILLINOIS

**American Microprocessors**  
Equipment and Supply Corp.  
At the Chicagoland Airport  
20 North Milwaukee Avenue  
Half Day, Illinois 60069  
(312) 634-0076

### INDIANA

**Audio Specialists**  
415 North Michigan Street  
South Bend, Indiana 46601  
(219) 234-5001

### MICHIGAN

**The Computer Mart**  
1800 West 14 Mile Road  
Royal Oak, Michigan 48073  
(313) 576-0900

**United Microsystems Corp.**  
2601 South State Street  
Ann Arbor, Michigan 48104  
(313) 668-6806

### NEW JERSEY

**Computer Mart of New Jersey**  
501 Route 27  
Iselin, New Jersey 08830  
(201) 283-0600

### NEW YORK

**Byte Shop of New York**  
130 East 40th Street  
Corner of Lexington Avenue  
New York, New York 10016  
(212) 889-4204

**Readout Computer Stores**  
6 Winspear Avenue  
Buffalo, New York 14214  
(716) 835-7750

### PENNSYLVANIA

**Personal Computer Corp.**  
Frazer Mall  
Lancaster Avenue and Route 352  
Frazer, Pennsylvania 19355  
(215) 647-8463

### TEXAS

**Compshop**  
13933 North Central Expressway  
Dallas, Texas 75243  
(214) 234-3412

**KA Electronics Sales**  
1220 Majesty Drive  
Dallas, Texas 75247  
(214) 634-7870

### VIRGINIA

**Computer Systems Store**  
1984 Chain Bridge Road  
McLean (Tysons Corner), Va. 22101  
(703) 821-8333

**The Computer Hardware Store, Inc.**  
818 Franklin Street  
Alexandria, Virginia 22314  
(703) 548-8085

**The Computer Workshop of Northern Virginia**  
5240 Port Royal Road #203  
Springfield, Virginia 22151  
(703) 321-9047

**Dealers:** For information about how to have your store listed in THE MICROCOMPUTER MART, please contact: POPULAR ELECTRONICS, One Park Ave., New York, N.Y. 10016 • (212) 725-3568.







# RADIO HUT

## 1-800-527-2304

Use Our Toll Free Watts Line  
For Master Charge and BankAmericard Orders




ELECTRONICS Market Place

### Jumbo LED Car Clock Kit

FEATURES  
 A. Bowmar Jumbo 5 inch LED array  
 B. MOSTEK — 50250 — Super clock chip  
 C. On board precision crystal time base  
 D. 12 or 24 hour Real Time format  
 E. Perfect for cars, boats, vans, etc  
 F. PC board and all parts (less case) inc

Alarm option — \$1.50  
 AC XFMR — \$1.50



**\$16.95**

### MUSICAL HORN

One tune supplied with each kit. Additional tunes — \$6.95 each. Special tunes available. Standard tunes now available.  
 Dixie — Eyes of Texas — On Wisconsin — Yankee Doodle  
 Dandy — Notre Dame — Pink Panther — Aggie War Song —  
 Anchors Away — Never on Sunday — Yellow Rose of Texas —  
 Deep in the Heart of Texas — Boomer Song — Bridge over  
 River Kwai.

Special Design Assembled  
 CAR & BOAT KIT HOME KIT Case \$3.50  
 34.95 29.95 Add \$10.00

### TELEPHONE RELAY

Assembled & Tested **\$29.95**

Automatically Starts & Stops Tape Recorders  
 Surreptitious interception of telephone conversation is a violation of Federal Law and this device is not intended for such use.

### 6 DIGIT ALARM CLOCK KIT

Features: Litronix dual 1/2" displays. Mostek 50250 super clock chip. Single I.C. segment driver. SCR digit drivers. Kit includes all necessary parts (except case). Xfmr optional. Eliminate the hassle.

AC XFMR — \$1.50 Case \$3.50 **\$12.95**



### NEW IMPROVED UNSCRAMBLER!

**\$25.00**

Punched and Printed Case

Plugs into earphone or external speaker of any Scanner or Monitor. Guaranteed to unscramble any 1085 call.

- Easily tuned
- Full instruction included
- Drilled fiberglass P.C. Board
- One Hour Assembly

### 12V 1 AMP POWER SUPPLY

INPUT VOLTAGE 25V MAX. OUTPUT CURRENT 1 AMP. MAX. LOAD REGULATION 50mV. OUTPUT VOLTAGE 12V. LINE REGULATION 0.01%. KIT CONTAINS ALL PARTS EXCEPT FOR LINE CORD AND TRANSFORMER.

**ONLY \$4.50**

### 7400 TTL DIGITAL CIRCUITS

7400	11	7442	47	7490	65	74156	89
7401	13	7443	59	7491	51	74157	55
7402	13	7444	59	7492	51	74160	50
7403	13	7447	68	7493	43	74161	65
7404	15	7448	71	7494	67	74163	65
7404A	29	7450	13	7495	67	74164	85
7450A	44	7451	33	7496	57	74165	89
7406	16	7453	13	74100	30	74166	65
7408	19	7460	19	74104	49	74175	85
7410	13	7470	27	74107	28	74180	67
7411	18	7472	65	74109	31	74181	93
7412	26	7473	29	74121	29	74174	85
7416	15	7474	29	74123	48	74191	98
7420	13	7475	47	74132	99	74192	79
7423	25	7477	33	74136	99	74193	81
7425	29	7480	31	74139	95	74194	85
7433	26	7481	55	74141	75	74195	69
7437	23	7482	57	74151	61	9316	85
7438	23	7483	67	74152	61	9601	31
7440	13	7485	89	74154	98	9610	35
7441	76	7489	125	74155	89	9104	35

### LINEARS

709	Operational Amplifier	25
710	Differential Comparators	40
711	Dual Differential Comp	35
712	Half Adder	25
749	Stereo Pre-Amp by Fairchild 2	31
LM 301	Operational Amplifier	30
LM 307	Operational Amplifier	30
LM 308	Operational Amplifier	95
LM 309A	5V Lamp Regulator	1.49
LM 710	Voltage Comparator	25
LM 311	Voltage Comparator	85
LM 318	Operational Amplifier	1.15
LM 723	Voltage Comparator	69
LM 324	Quad Operational Amplifier	1.20
LM 377	Quad 2V Amplifier	1.00
LM 3900	Quad Op. Amplifier	1.00
LM 741	Operational Amplifier	25
LM 748	Operational Amplifier	25
NE 553	Quad Timer	1.95
NE 555	Timer	95
NE 556	Dual Timer	95
NE 567	Tone Decoder	1.25
1458	Dual Op-Amp/Driver	35
75491	Quad Segment Driver	55
75492	Hex Digit Driver	35
304	IF Amplifier	35
8038	Voltage Cont. Osc	3.95

### CLOCK & COUNTER CHIPS

MK50252	Clock Chip	\$4.99
MK50250	Alarm Clock	3.75
MK50380	Alarm Clock	2.95
FCM7010	Direct Drive Clock Chip	4.95
MK5005	4 Digit Counter w/Latch	8.50
MK5002	4 Digit Counter	8.95
MK50395	6 Digit UP/Down Counter	12.95
MK50397	6 Digit Elapsed Timer	8.95
CT5005	Calculator Chip w/Specs	1.25
MK5021	Cal. Chip w/Specs	2.50

SOCKET SPECIAL!  
 28 PIN IC SOCKET  
 3 FOR \$1  
 WHEN PURCHASED  
 W/CLOCK IC

### 74LS00 LOW POWER SCHOTTKY

74LS00	21	74LS47	73	74LS136	37	74LS258	71
74LS01	13	74LS51	26	74LS138	11	74LS260	26
74LS03	21	74LS54	26	74LS139	71	74LS266	26
74LS04	28	74LS55	26	74LS145	100	74LS279	55
74LS05	28	74LS56	35	74LS152	75	74LS290	75
74LS06	21	74LS74	35	74LS153	70	74LS293	61
74LS09	28	74LS76	49	74LS155	69	74LS295	95
74LS10	21	74LS83	73	74LS156	70	74LS298	95
74LS11	21	74LS85	73	74LS157	75	74LS299	75
74LS13	45	74LS86	36	74LS158	71	74LS366	55
74LS14	99	74LS90	55	74LS160	85	74LS367	55
74LS15	24	74LS92	55	74LS161	85	74LS368	55
74LS16	24	74LS93	55	74LS162	85	74LS390	75
74LS21	28	74LS109	38	74LS163	85	74LS393	145
74LS22	28	74LS112	38	74LS164	149	74LS397	230
74LS23	32	74LS113	38	74LS168	85	74LS392	95
74LS27	32	74LS114	38	74LS169	85	74LS393	81
74LS30	26	74LS122	49	74LS170	69	74LS394	95
74LS32	32	74LS124	99	74LS173	110	74LS395	85
74LS37	32	74LS125	47	74LS174	100	74LS396	85
74LS38	32	74LS126	47	74LS175	119	74LS397	85
74LS40	26	74LS132	79	74LS190	95	74LS251	81
74LS42	65	74LS133	35	74LS191	95	74LS253	81
						74LS257	71

### MICROPROCESSOR SUPPORT CHIPS

8212	- I/O port	3.50
8214	- P.I.C	12.95
8216	- Non Invert Bus	4.95
8224	- Clock Gen	4.95
8226	- Invert Bus	3.95
PIO for Z-80		14.95
PIO for Z-80		14.95
8228	Sys. Controller	8.20
8251	Prog. comm. interface	10.95
8255	Prog. per. interface	9.95
8820	Dual Line Recr.	1.75
8830	Dual Line Dr.	1.75
2513	Char. Gen	7.50
9638	Quad Bus. Recvr.	2.00
74LS138	- 1:8 decoder	99
8197	- Hex Tri-State Buffer	1.25
1488/1489	RS232	1.50
TR1602B	UART	3.95
TR1863	UART	8.50

### HOUSE # TTL IC's

7400	10/100	please specify	7437	6/100
7404	10/100	that you	7438	6/100
7408	10/100	that you	74141	3/100
7420	10/100	are ordering	74153	3/100

House Number TTL

### TRANSISTORS

INTERISL DUAL TRANSISTORS  
 Originally Cost \$3. each  
 Similar to 2N913

GENERAL PURPOSE	POWER TRAN			
2N 2905 PNP	4.51	115 W 200V	NPN	95
2N 3904 NPN	6.41	TIP 29 (E P967)	NPN	4.51
2N 3906 PNP	6.41	TIP 30 (E P929)	PNP	4.51
2N 3332 PNP Amp	25.51	TIP 31 P.C. Leads	NPN	5.51
2N 4400 NPN	10.51	MJE 2370		3.51
2N 4422 NPN	10.51	2N 3055		7.51
EN 2922 NPN	8.51	FT 2021 By RCA		95
EN 2907 PNP	8.51	FT T1575 HOUSE #		5.51

### CMOS

CD4000	19	CD4017	95	CD4040	100	CD4071	19
CD4001	19	CD4018	95	CD4041	69	CD4081	19
CD4002	19	CD4019	19	CD4042	69	CD4097	35
CD4003	120	CD4020	97	CD4043	60		
CD4007	19	CD4021	97	CD4044	60	CD4510	100
CD4009	47	CD4022	97	CD4046	139	CD4512	110
CD4010	39	CD4023	19	CD4047	150	CD4516	79
CD4011	19	CD4024	75	CD4048	35	CD4518	10
CD4012	29	CD4025	19	CD4050	39	CD4520	69
CD4013	32	CD4027	39	CD4051	119	CD4528	85
CD4014	78	CD4028	85	CD4053	119	74C02	45
CD4015	78	CD4029	99	CD4056	115	74C04	85
CD4016	32	CD4030	35	CD4066	78	74C107	79

### TTL SPECIAL!

9002 74100 10/100  
 9003 74100 10/100  
 9004 7420 10/100  
 9006 7450 6/100  
 9007 7430 10/100  
 9009 7440 10/100  
 9016 7404 8/100  
 9024 74109 3/100  
 9300 74195 3/100

9000 series parts  
 prime from ITT  
 pin for pin  
 compatible with  
 7400 series

### DIODES

IN 4002	1 Amp 100 PIV	40/\$1
IN 4004	1 Amp 400V	15/\$1
IN 4007	1 Amp 1000V	10/\$1

### GERMANIUM-DIODES

IN 54A		\$8/\$1
IN 270		10/\$1

### ZENER DIODES

IN 746	3.3V 400M	4/\$1
IN 752	5.6V 400M	4/\$1
IN 1958	8.2V 400M	4/\$1
IN 5215	35V 500M	10/\$1
IN 5271	100V 500M	10/\$1
IN 5280	180V 500M	10/\$1

### HOUSE # ZENER

4.7V 500 MW	10/\$1
9.1V 500 MW	10/\$1
10V 1 Watt	8/\$1
15V 500 MW	10/\$1
22V 5 Watt	6/\$1

### SWITCHING DIODES

IN 4148/IN914	Long Leads	20/\$1
IN 4148/IN914	Cut Leads	40/\$1
IN 4148/IN914	PC Leads	100/\$2

### SOCKETS

• 8 Pin Low Profile	20	• 18 Pin Low Profile	30
• 14 Pin Low Profile	22	• 28 Pin Low Profile	89
• 16 Pin Low Profile	25	• 40 Pin Low Profile	89

### ITT LED DRIVERS

ITT 501	Quad Seg. Dr	35
ITT 502	Hex Digit Dr	49
ITT 503	Quad Seg. Dr	49
ITT 506	Hex Digit Dr	49
ITT 508	Hex Digit Dr	49
ITT 509	8 Seg. Dr	49
ITT 511	Quad Seg. Dr	55
ITT 514	8 Digit Dr	59

We have 100's of thousands of listed parts. These parts are 100% prime

### FAIRCHILD RTL's

The most popular digital IC's ever Produced. Very hard to find!

UL914	DUAL 2 INPUT NOR	99
UL923	JK FLIP FLOP	\$1.19

### Bowmar 4 Digit LED Readout Array

Full 1/2" Litronix Jumbo Dual Digit LED Displays  
 4 JUMBO 50" DIGITS ON ONE STICK!  
 WITH COLONS & AM/PM INDICATOR

**\$3.95**

DL 722 - C.C.	DL 728 - C.C.
DL 721 8 C.A.	DL 727 - C.A.

99c **\$1.29**

### CAPACITORS

ELECTROLYTIC

AXIAL TYPE	RADIAL TYPE
20MFD 25V	47MFD 35V PC Leads 10/\$1
35MFD 25V	68MFD 25V PC Leads 8/\$1
500MFD 35V	330MFD 50V PC Leads 5/\$1
	1000MFD 35V PC Leads 4/\$1
	150 PF MICA 5% 10/\$1

COMPUTER GRADE  
 1.900MFD 35WVDC (Mini)  
 8.000MFD 15WVDC  
 33.000MFD 40WVDC

3/52  
 95 cents each  
 \$4.00 Each

TANTALUM  
 1MFD 20WVDC PC Leads 15/\$1  
 47MFD 10WVDC PC Leads 5/\$1  
 33MFD 10WVDC 10/\$1  
 22PF 10 10/\$1

CERAMIC DISC  
 68PF 50V 001MFD 50V  
 100PF 10V 002FMD 200V  
 150PF 50V 01MFD 200V  
 220PF 50V 02MFD 200V  
 330PF 50V 33PF 500V  
 001MFD 500V 100PF 500V  
 PC Leads 25/99 cents No Mix

### BRIDGE RECTIFIERS

1A --- 200V	6/51
6 Amp 50V	1101A - 256
10 Amp 50V	1103 - 1K
25 Amp 50V	1.25

### RAMS

21L02-500NS	8/11.50
21L02-250NS	8/15.95
2114 - 4K	14.95
2114 - 256	8/\$4.00
1K - 1K	35
MK 4115 - 8K	19.45
74S 200 - 256	3.95


### UNMARKED 1702A EPROMS

3.50 Ea. or 10/\$32.00  
 LIMITED SUPPLY

IMSAI SPECIAL.  
**S-100 Connector \$3.95 Ea.**

### JOY STICKS

FOUR 100 K-OHMS POTS  
 Ideal for electronic games **\$3.95**



### MICRO-DIP \$1.95


New — Series 2300  
 The World's Smallest  
 Coded BCD Dual-In-Line  
 Switch! PC Mount

2300 02G	BCD 1-2-4-8
2300 12G	BCD 1-2-4-8

Compliment

### 60 Hz. Crystal Time Base for Digital Clocks

**\$4.50**  
**Buy 2 for \$8.**



- 60 Hz. output with accuracy comparable to a digital watch
- Directly interfaces with all MOS clock chips
- Super low power consumption (1.5 ma type)
- Uses latest MOS 17 stage divider IC
- Eliminates forever the problem of AC line glitches
- Perfect for cars, boats, campers, or even for portable clocks at farm field days
- Small size, can be used in existing enclosures

KIT INCLUDES CRYSTAL, DIVIDER IC, P.C. BOARD PLUS ALL NECESSARY PARTS & SPECS

# RADIO HUT

(All prices subject to change without prior notice)  
 P.O. BOX 38323D  
 DALLAS, TEXAS 75238  
 AN EMPIRE IND. CO.

Money back guarantee. NO COD'S. Texas residents add 5% sales tax. Add 5% of order for postage and handling. Orders under \$15.00 add 75 cents. Foreign orders add 20% for postage. For your convenience, call your Bank Americard or Master Charge orders in on our Toll Free Watts Line: 1-800-527-2304. Texas residents call collect: 1-214-271-8423.



# Radio Shack: No. 1 Parts Place

## Buy Off-the-Shelf! Low Prices! Huge Selection!

Top-quality devices, fully functional, carefully inspected. Guaranteed to meet all specifications, both electrically and mechanically. All are made by well-known American manufacturers, and all have to pass manufacturer's quality control procedures. These are not rejects, not fallouts, not seconds. In fact, there are none better on the market! Always count on Radio Shack for the finest quality electronic parts.

### Linear ICs

By National Semiconductor and Motorola — first quality

Type	Cat. No.	ONLY
301CN	276-017	49¢
324N	276-1711	1.49
339N	276-1712	1.49
386CN	276-1731	99¢
555CN	276-1723	79¢
556CN	276-1728	1.39
566CN	276-1724	1.69
567CN	276-1721	1.99
723CN	276-1740	69¢
741CN	276-007	49¢
741H	276-010	49¢
3900N	276-1713	99¢
3909N	276-1705	99¢
3911N	276-1706	1.99
4558CN	276-038	79¢
75491	276-1701	99¢
75492	276-1702	99¢
7805	276-1770	1.29
7812	276-1771	1.29
7815	276-1772	1.29

### Computer Chips

#### Prime Devices

8080A Microprocessor. 8-bit. NMOS. 276-2510 Reg. 17.95 Sale 12.95  
 2102 1K Static RAM. Under 450 ns. 276-2501 2.49 Ea. or 8/14.95

### TTL and CMOS Logic ICs

Full-Spec Devices Direct from Motorola and National Semiconductor

Type	Cat. No.	ONLY
7400	276-1801	35¢
7402	276-1811	39¢
7404	276-1802	35¢
7406	276-1803	49¢
7410	276-1807	39¢
7413	276-1815	79¢
7420	276-1809	39¢
7427	276-1823	49¢
7432	276-1824	49¢
7441	276-1804	99¢
7447	276-1805	99¢
7448	276-1816	99¢
7451	276-1825	39¢
7473	276-1803	49¢
7474	276-1818	49¢
7475	276-1806	79¢
7476	276-1813	59¢
7485	276-1826	1.19
7486	276-1827	49¢
7490	276-1808	79¢
7492	276-1819	69¢
74123	276-1817	99¢
74145	276-1828	1.19
74150	276-1829	1.39
74154	276-1834	1.29
74192	276-1831	1.19
74193	276-1820	1.19
74194	276-1832	1.19
74196	276-1833	1.29
74C00	276-2301	SALE 29¢
74C02	276-2302	SALE 29¢
74C04	276-2303	SALE 29¢
74C08	276-2305	SALE 29¢
74C74	276-2310	SALE 49¢
74C76	276-2312	SALE 49¢
74C90	276-2315	SALE 89¢
74C192	276-2321	SALE 1.00
74C193	276-2322	SALE 1.00
4001	276-2401	49¢
4011	276-2410	49¢
4013	276-2413	89¢
4017	276-2417	1.49
4020	276-2420	1.49
4027	276-2427	89¢
4049	276-2449	69¢
4050	276-2450	69¢
4511	276-2447	1.69
4518	276-2490	1.49

## NEW 1978 Edition



**BONUS OFFER**  
 Only 99¢  
 With Any \$5  
 Parts Purchase

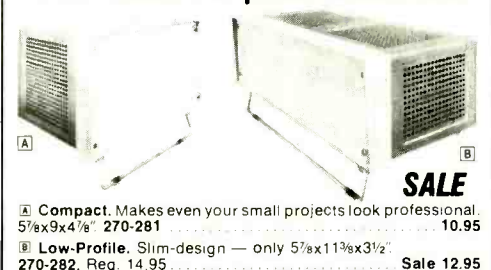
**REGULARLY \$1.95. Archer® Semiconductor Reference and Application Handbook.** Complete specs and application data on every Archer semiconductor — display devices, too! 46,000 cross-reference/substitution listings plus glossary of words, symbols, abbreviations. 276-4002... **With Any \$5 Parts Purchase, Only 99¢**  
 Offer good at participating Radio Shack stores and dealers

### Wire Wrapping Accessories




IC Socket Wrapping Tool Strips and wraps 30-gauge wire. 276-1570 6.95  
 14-Pin Wire Wrapping Sockets. 276-1993 2/1.29  
 16-Pin Wire Wrapping Sockets. 276-1994 2/1.39  
 DIP Header, 16 pins. 276-1980 1.29  
 50 Red 30-ga. Kynar Wire. 278-501 1.99  
 50 White 30-ga. Kynar Wire. 278-502 1.99  
 50 Blue 30-ga. Kynar Wire. 278-503 1.99

### Trim Multi-Purpose Cabinets




**SALE**  
**A Compact.** Makes even your small projects look professional. 5 7/8x9x4 7/8" 270-281 10.95  
**B Low-Profile.** Slim-design — only 5 7/8x11 1/2x3 1/2" 270-282. Reg. 14.95 Sale 12.95

### LED Digital Displays




Digits	Size	Drive	Cat. No.	Reg.	SALE	Digits	Size	Drive	Cat. No.	Reg.	SALE
1	0.6"	Anod	276-056	2.99	2.29	1	0.3"	Anod	276-1210	4.699	4/5.49
1	0.6"	Cath	276-066	2.99	2.29	1	0.3"	Cath	276-1211	4.699	4/5.49
1	0.3"	Anod	276-053	1.99	1.49	4	0.5"	Anod	276-1201	6.95	5.99
1	0.3"	Cath	276-062	1.99	1.49	4	0.5"	Cath	276-1202	6.95	5.99

### IC Accessories



**D DIP Switch.** For changing preset logic states. 275-1301 1.99  
**E Right-Angle 16-Pin Socket.** 276-1985 1.49

### MA1003 Automotive Clock Module




Just add switches and install! 12-hour readout. 0.3" digits. ±0.5 sec./day accuracy 12VDC. 277-1003. Reg. 24.95 Sale 19.95

### Archer® Project-Boards — Predrilled PCB's



**SALE**  
**Time Base Generator.** Built-in 10 MHz xtal or ext. input Decade selector, switch TTL output. Requires 5VDC. Reg. \$5.99 277-115 (PCB less parts) Sale 4.99



**NEW**  
**5V, 3-Amp Power Supply.** Metered output current, foldback limiting. Remote sensing. For all 5V TTL projects. 277-119 (PCB less parts) 7.95

Shown Built with Recommended Parts and Cases

### Full-Wave Bridge Rectifiers



**NEW**  
**A 1-Amp, 50 PIV.** Mini DIP fits PCB or 8 and 14-pin sockets. 276-1161 69¢  
**B 6-Amp, 50 PIV.** Heavy-duty leads, heat sink mtg. hole. 276-1180 1.95

### Mike Elements




**Dynamic.** Tiny yet delivers 80-10,000 Hz response. -65 dB 200 ohms 3/4x7/8" 270-093 1.69  
**Hi-Z Crystal.** 50-8000 Hz response -55 dB. 1 1/2x1 1/4" 270-095 1.39

### 2-Foot Mini Test Clips



**Red.** Reg. 1.99 278-1158 Sale 1.49  
**Black.** Reg. 1.99 278-1159 Sale 1.49

### 35VDC Electrolytic Pak



Package of 10 with two of each value. 4.7, 10, 25, 50 and 100 µF. PC mounting. 272-1035 2.99

**WHY WAIT FOR MAIL ORDER DELIVERY? IN STOCK NOW AT OUR STORE NEAR YOU!**

# Radio Shack®

A DIVISION OF TANDY CORPORATION • FORT WORTH, TEXAS 76102  
 OVER 6000 LOCATIONS IN NINE COUNTRIES

Prices may vary at individual stores and dealers








# Intersil 3 1/2 DIGIT PANEL METER

## LCD or LED KITS



**BUILD A WORKING DPM IN 1/2 HOUR WITH THESE COMPLETE EVALUATION KITS**

Test these new parts for yourself with Intersil's low cost prototyping kits, complete with A/D converter and LCD display (for the 7106) or LED display (for the 7107). Kits provide all materials, including PC board, for a functioning panel meter.

ICL106EV (LCD) \$29.95 ICL7107 (LED) \$24.95




## PORTABLE 15 MHz OSCILLOSCOPE



**MS-15 MINISCOPE \$289.00**

41-140 CARRYING CASE 30.00  
41-141 10 TO 1 PROBE 24.50



## AMI 6800 EVALUATION KITS

EVK99 ..... \$133.00  
EVK100 ..... 269.95  
EVK200 ..... 449.95  
EVK300 (pictured) ..... 699.00

## Soft-Touch TONE DIAL

- Convert standard rotary phones into Touch-Tone.
  - Improved microphone for better audio.
  - Solid State reliability.
  - Convenient operation.
  - Utilize four-tone signaling also.
  - Five second installation.
- Unscrew the microphone on your telephone and slip out the carbon microphone disk. Screw on the Soft-Touch unit and you are ready to use it.
- Comes in Six colors-Black, Tan, Red, Green, White and Yellow. Order yours today.
- Order Part Number 2006-Color \$34.95

## ANCRONA

Send Check or Money Order to:  
P.O. Box 2208P, Culver City, Calif. 90230. Calif. residents add 6% sales tax. Minimum Order \$10.00. ADD \$1.00 to cover postage and handling. Master Charge and BankAmericard welcomed (include your card number and exp. date). TELEPHONE ORDERS: California customers (213) 641-4064 Out of State Toll Free 800-421-6813

VISIT ONE OF OUR STORES TODAY		
<b>CALIFORNIA ANCRONA</b> 1054 E El Camino Real Sunnyvale, CA 94087	<b>CALIFORNIA ANCRONA</b> 1300 E Edinger Ave Santa Ana CA 92705 (714) 547-8424	<b>CANADA, B.C. ANCRONA</b>
<b>CALIFORNIA ANCRONA</b> 11080 Jefferson Blvd Culver City CA 90230 (213) 390-3595	<b>ARIZONA ANCRONA</b> 4518 E Broadway Tucson AZ 85711 (602) 881-2348	<b>ARIZONA ANCRONA</b> 2649 Richmond Houston, TX 77098 (713) 529-3489
<b>OREGON ANCRONA</b> 1125 N E 82nd Ave Portland, OR 97220 (503) 254-5541	<b>GEORGIA ANCRONA</b> 3330 Piedmont Rd NE Atlanta GA 30305 (404) 261 7100	

### KIM-1 MICROCOMPUTER

KIM-1 Computer module from MOS Technology - 1K RAM-2K ROM-Continuing system executive-Complete audio cassette interface-15 bidirectional I/O lines a 24 key keyboard and a six digit LED display.

Documentation-KIM-1 Users Manual-6500 Hardware Manual and 6500 Programming Manual. Fully Assembled and Tested ..... \$245.00

### KIM-4 MOTHERBOARD

The KIM-4 Motherboard is designed to interface a single KIM-1 microcomputer with up to six system expansion modules. The motherboard also contains circuitry for buffering all appropriate system address, data, and control lines. A +5v regulator is included to provide power for the KIM-1 module from the system 8-10v DC unregulated power bus. A +12v regulator is provided for powering the KIM-1 audio cassette interface from user-supplied +15v ..... \$119.00

KIM-3B 8K RAM BOARD	289.00
KIM-5 ROM RESIDENT ASSEMBLER	195.00
KIM-6 WIREWRAP BOARD	39.00

### XR-2242 LONG RANGE TIMER

Applications-Long delay generation - sequential timing - precision timing - ultra low frequency oscillator. Use two of these cascaded to generate time delays or timing intervals up to one year.

XR-2242 CP	1.24	25 up	100 up
	1.50	1.10	90

### B&K-PRECISION'S NEW 3 1/2 DIGIT DMM

B&K-PRECISION'S new Model 2800 portable DMM features 3-1/2 digit display, auto-zeroing and 100% overrange reading for only \$99.95. Basic DC accuracy is 1%. Twenty-two ranges read up to 1000 volts DC or AC, 1000mA and 10 megohms.

All ranges are well protected against overloads. Even if you should accidentally apply +1000VDC to the 2800 while switched to an ohms range, no instrument damage will result. All DC and AC voltage ranges are protected up to +1000 volts DC or AC. The current ranges receive the double protection of diodes and a series fuse.

Model 2800 ..... \$99.95

### DIP SWITCHES - SPST SLIDE TYPE

P/N	NO SWITCHES	PRICE	P/N	NO SWITCHES	PRICE
JSB722-01	1	1.00	JSB722-06	6	1.85
JSB722-02	2	1.08	JSB722-07	7	1.95
JSB722-03	3	1.40	JSB722-08	8	2.00
JSB722-04	4	1.70	JSB722-09	9	2.20
JSB722-05	5	1.75	JSB722-10	10	

### 50 VOLT CERAMIC DISC CAPACITORS

\$1.00 Per Package

50t 8/pkg	220nf 8/pkg	001mf 9/pkg	015mf 8/pkg
150t 9/pkg	270nf 7/pkg	0015mf 9/pkg	02mf 8/pkg
250t 9/pkg	330nf 7/pkg	0022mf 9/pkg	022mf 8/pkg
270t 9/pkg	330nf 7/pkg	003mf 9/pkg	03mf 8/pkg
470t 8/pkg	390nf 7/pkg	0047mf 9/pkg	039mf 7/pkg
680t 8/pkg	470nf 7/pkg	005mf 9/pkg	045mf 7/pkg
1000t 8/pkg	560nf 7/pkg	01mf 9/pkg	1mf 8/pkg
1500t 8/pkg	680nf 7/pkg		

### PLESSEY POLYESTER MINI-BOX CAPACITORS

\$1.25 Per Package

MFD	QTY	MFD	QTY	MFD	QTY
001	8/pkg	0068	8/pkg	039	7/pkg
0012	8/pkg	0082	8/pkg	047	7/pkg
0015	8/pkg	01	8/pkg	056	7/pkg
0018	8/pkg	012	8/pkg	068	7/pkg
0022	8/pkg	015	7/pkg	082	7/pkg
0027	8/pkg	018	7/pkg	1	7/pkg
0033	8/pkg	022	7/pkg	12	8/pkg
0039	8/pkg	027	7/pkg	15	8/pkg
0047	8/pkg	033	7/pkg	18	5/pkg
0056	8/pkg				

### ALUMINUM ELECTROLYTIC (RADIAL LEAD)

Quantity per Package: 35

MFD	10 volt	16 volt	25 volt	35 volt	50 volt
1	8/51	7/51	7/51	7/51	6/51
4.7	7/51	7/51	6/51	5/51	4/51
10	7/51	7/51	6/51	5/51	4/51
22	7/51	6/51	5/51	4/51	4/51
33	6/51	6/51	4/51	4/51	4/51
47	6/51	5/51	4/51	4/51	3/51
100	5/51	5/51	4/51	4/51	3/51
220	4/51	4/51	3/51	3/51	3/51
330	3/51	3/51	3/51	2/51	2/51
470	3/51	3/51	2/51	2/51	2/51
1000		2/51	2/51	2/51	1/20
2200			1/30	1/60	1/20

### NEW FROM FLUKE MODEL 8020A THE DMM FOR THE PROFESSIONAL

- 200 Hr. Battery Life
- 26 Ranges for 7 Functions
- 2000 Count Resolution
- High Low Power Ohms
- Autozero and Auto polarity
- MOV protected to 6000V against hidden transients and overload protection to 300V AC
- Diode Test Function
- Conductance Function checks leakage resistance to 10,000 meg ohms
- Size HWL (1 1/4 X 3 1/4 X 1 1/8") (18.0 X 8.6 X 4.5 cm)
- Weight 13 oz

ONLY \$169.00

2N Numbers	2N3706	2N4427	2N5450
2N5007	25	2N4858	20
2N697	20	2N4895	25
2N699	20	2N4896	45
2N706	35	2N4897	40
2N711	45	2N4898	60
2N718	40	2N4918	60
2N718A	40	2N4919	60
2N918	40	2N4920	80
2N922	26	2N4921	70
2N930	28	2N4922	75
2N1132	15	2N4923	70
2N1613	32	2N4983	110
2N1711	24	2N4984	150
2N1893	36	2N4987	75
2N2102	40	2N4988	120
2N2160	150	2N4989	150
2N2218	28	2N4991	75
2N2218A	30	2N4993	180
2N2219	28	2N4994	30
2N2219A	40	2N5038	50
2N2221	22	2N5039	480
2N2221A	25	2N5086	30
2N2222	22	2N5087	30
2N2222A	25	2N5088	30
2N2268	30	2N5089	40
2N2369	24	2N5109	190
2N2369A	26	2N5131	70
2N2475	60	2N5132	18
2N2484	30	2N5134	20
2N2605	50	2N5172	20
2N2608	200	2N5179	50
2N2646	22	2N5180	80
2N2647	95	2N5191	80
2N2713	30	2N5194	80
2N2904	35	2N5195	90
2N2904A	34	2N5210	15
2N2905	34	2N5219	20
2N2905A	36	2N5220	20
2N2906	20	2N5221	20
2N2906A	20	2N5223	20
2N2907	24	2N5225	18
2N2907A	28	2N5227	24
2N2924	30	2N5237	32
2N2925	22	2N5238	32
2N2926	15	2N5249	40
2N3019	60	2N5294	70
2N3053	39	2N5296	70
2N3054	90	2N5297	70
2N3055	100	2N5306	34
2N3375	630	2N5308	40
2N3381A	25	2N5309	52
2N3382	28	2N5321	60
2N3414	20	2N5322	70
2N3416	22	2N5323	70
2N3417	22	2N5328	40
2N3440	100	2N5338	420
2N3442	180	2N5339	450
2N3553	180	2N5342	34
2N3563	30	2N5354	34
2N3564	16	2N5358	38
2N3565	18	2N5366	50
2N3567	19	2N5367	50
2N3568	30	2N5368	25
2N3569	18	2N5369	26
2N3638	20	2N5370	28
2N3638A	22	2N5373	28
2N3642	20	2N5378	28
2N3643	20	2N5383	58
2N3645	20	2N5397	250
2N3646	14	2N5418	30
2N3694	22	2N5420	30
2N3702	18	2N5440	30
2N3704	18	2N5447	30
2N3705	18	2N5448	30
		2N5449	25
		2N5450	25

### HIGH QUALITY CARBON FILM RESISTOR KIT

COMPLETE WITH STORAGE BIN

Each KIT Contains 20 Each of 42 Different 1/4 WATT 5% CARBON FILM RESISTORS from 68 ohm to 4.7 megohm

**\$2490**

Only in Multiples of 100 pcs per value (ohms) \$1.89 per 100 \$1.79 per 100

### EUROPEAN TRANSISTORS

BC107A	44	BC460	96	BD441	88
BC107B	44	BC461	132	BD442	88
BC108A	44	BC477	52	BD534	78
BC108B	44	BC478	48	BD535	80
BC108C	48	BC479	52	BD536	80
BC393	48	BD437	80	BD537	82
BC394	48	BD438	80	BD538	82
BC440	88	BD439	84	BD75A	90
BC441	12	BD442	84	BD76A	90

### JAPANESE REPLACEMENT TRANSISTORS

2SB405	85	2SC933	100	2SC2034	5340
2SC536	60	2SC1226A	125	2SD72	100
2SC828	75	2SC1399	90	2SD313	110
2SC829	70	2SC1873	30	2SD325	125
2SC929	70	2SC1974	300	3SK49	275
2SC930	65	2SC1975	310		

### PORTABLE FREQUENCY COUNTER

• Compares (1.25" w x 1.75" h x 4.00" d)

• True Parity (LSI) Accuracy

• Low Current (L.S.I.) Circuitry

• Fast Input

• 2 Ranges for 1MHz resolution to 1MHz

• Accurate size square or rectangular

• Serially 35 100 vms up to 100 mv p.p

• Maximum Input - 200V rms

• Weight: 8.6 lbs (with battery included)

• Dia: 4.4" x 3.1"

• Includes 1 Time Base with 30" of waveform

• Includes input cable and antenna (not included)

**F1M ..... \$89.95**

BATTERIES (4 - 1% AA cells) ..... \$3.20

### TRANSMISSION FREQUENCY MONITOR

- Ideal for amateur radio CB, etc
- Installs in series with transmission line
- Count transmitter frequencies up to 30 MHz
- Low current L.S.I. circuitry
- 4 digit 6 in. L.E.D. display
- Max output power - 200 watts
- Size - 5"0" w x 2"0" h x 2"75" d
- Power requirements - 10-16 VDC @ 45A Max (not included with unit)

**F30M ..... \$89.95**

### HYBRID AUDIO POWER AMPLIFIERS

SI-1010G (10W output)	\$ 6.90
SI-1020G (20W output)	\$13.95
A-SI-8 (Socket for above)	.95
SI-1030G (30W output)	\$19.00
SI-1050G (50W output)	\$27.80
A-SI-10 (Socket for above)	.95
Data with Application Notes	.50





# Active Electronic Sales Corp.

ELECTRONICS Market Place

## May We Introduce Ourselves

# \$30.00

### INTRODUCTORY PACKAGE

With any order valued at **\$30.00** or more

Post marked prior to July 31, 1978

**You receive AT NO EXTRA CHARGE**

- A 1978 ACTIVE ELECTRONICS Catalogue
- Your choice of any of the following packages -

#### PACKAGE NO. 1

**UNB0400** Unitrode Semiconductor Data Book. 500 pages on rectifiers, fullwave bridges, transient voltage suppressors, zeners, programmable unijunction transistors, etc.

**LCC4162** TTL Supplement. The most recent TTL functions are included in this supplement to the 2nd edition of the TTL Data Book.

**RAB0606** Raytheon Selection Guide. A full line condensed quick reference source on all Raytheon Components.

**LCC4151** T.I. Linear and Interface Circuits Data Book. 688 pages. Complete specifications on the 75 series of MOS interface peripheral driver, memory sense amplifiers, display interface circuits etc.

**Value \$16.90**

#### PACKAGE NO. 2

**FSB0104** Fairchild Bipolar Memory Data Book. Bipolar memories, ECL static memories, TTL static memories, TTL dynamic memories and macrologic.

**FSB0105** Macrologic Bipolar Microprocessor Data Book. Microprogramming for implementing as many system functions as possible in one centralized logic block.

**FSB0112** Fairchild Hybrid. Custom and standard product as well as reliability and design considerations.

**GSB0100** Zener, Transistor and Transzorb Catalogue. Discrete devices and pertinent data and complete device characterization.

**FSB0103** Fairchild Power Data Book. Basic parameter and data information as well as information on technology, safe operating area, reliability etc.

**Value \$14.35**

#### PACKAGE NO. 3

##### ADVANCED MICRO DEVICES

**AMB0203** 8080A/9080A MOS Microprocessor Hand Book. Detailed descriptions of the 8080A and associated CPU components.

**AMB0205** MOS/LSI Data Book. Static RAM's, dynamic 4K RAM's, 2K EROM, shift registers, FIFO memories and complete microprocessor and support circuits.

**AMB0206** Linear and Interface Data Book. Comparators, data conversion products, Line drivers/receivers, MOS memory and microprocessor interface, Op Amps, Voltage Regulators etc.

**Value \$17.85**

#### PACKAGE NO. 4

**LCC4041** T.I. Power Semiconductor Data Book. 816 pages germanium and silicon power transistors, SCR's, Triacs, darlington, silicon power high voltage and low voltage types etc.

**SIB0303** Siliconix High Speed Analog Switches. Complete specifications, characteristics and applications of the DG300 series.

**SIB0304** Siliconix FET Data Book. Complete data on selecting the right FET for your application, characteristics and PC board layout.

**SIB0305** VMOS Power FET's. Technical Information, application and design aids, characteristics and device / application selection for this latest in technology.

**Value \$16.30**

#### PACKAGE NO 5

**SIB0300** Analog Switches and their Applications. Introduction to FET Analog Switches and the way the switch control or driver circuit affect performance.

**LCC4280** T.I. Peripheral Driver Data Book. Total information and typical application of complete peripheral drivers and interface.

**LCC4290** T.I. Line Driver and Line Receiver Data Book. Complete data on line circuits and application information.

**GIM0100** General Instrument Microelectronics. Complete specifications and data on calculator, clock and T.V. game chips, microprocessors, industrial devices, static RAM's, EAROM's and ROM's.

**Value \$19.30**

We reserve the right to ship a package of our choice, if one or more items of a requested package is out of stock. This offer available in the United States only.



P.O. BOX 1035 FRAMINGHAM, MASSACHUSETTS 01701

Over the counter sales,  
12 Mercer Rd., Natick, Mass. 01760  
Behind Zayres on Rte. 9  
Telephone Orders & Enquires (617) 879-0077

##### IN CANADA 2 LOCATIONS

5651 Ferrier St. 44 Fasken Dr. Unit 25  
Montreal, Quebec Rexdale, Ontario  
Tel. (514) 735-6425 Tel. (416) 675-3311

MINIMUM ORDER \$10.00 • ADD \$2.00 TO COVER POSTAGE & HANDLING • Canadian customers add 30% for exchange and handling. All federal and provincial taxes extra.

Foreign customers please remit payment on an international bank draft or international postal money order in American dollars.

# MORE THAN 20,000 DIFFERENT COMPONENTS

## 7400 TTL

7400	.18	7442	1.08	74107	.49
7401	.21	7448	1.15	74121	.55
7402	.21	7450	.26	74122	.49
7404	.21	7451	.27	74123	1.05
7405	.24	7453	.27	74125	.60
7407	.45	7454	.41	74126	.81
7408	.25	7460	.22	74132	3.00
7409	.25	7472	.39	74141	1.15
7410	.20	7473	.45	74150	1.10
7411	.30	7475	.45	74151	1.25
7413	.85	7475	.80	74153	.45
7416	.43	7482	.75	74154	1.54
7417	.43	7483	1.15	74157	1.30
7420	.21	7485	1.12	74161	1.45
7422	1.50	7486	.45	74164	1.65
7425	.43	7489	2.49	74165	1.65
7427	.37	7490	.69	74166	1.70
7428	.35	7491	1.20	74174	1.95
7430	.26	7492	.82	74175	1.95
7432	.31	7493	.82	74180	1.05
7437	.47	7494	.91	74181	3.55
7438	.40	7495	.91	74191	1.50
7440	.21	7496	.91	74195	1.00
7441	1.10	74100	1.25	74197	1.00

## 74L SERIES TTL

74L00	.33	74LS04	.45	74LS113	.98
74L10	.33	74LS10	.39	74LS138	1.89
74L30	.33	74LS30	.45	74LS174	2.50
74L42	1.50	74LS51	.39	74LS386	5.50
74L86	.69	74LS74	.65	74LS153	2.25
74LS00	.39	74LS112	.65	74S387	1.95

## 74H00 TTL

74H00	.33	74H11	.33	74H53	.39
74H01	.33	74H20	.33	74H55	.39
74H04	.33	74H21	.33	74H73	.59
74H05	.35	74H30	.33	74H74	.59
74H10	.33	74H40	.33	74H76	.65

## MOTOROLA

MC663P	2.50	MC1460	3.95
MC666P	1.60	MC1469R	2.50
MC670P	1.60	MC1489	4.60
MC679P	2.50	MC1496	1.65
MC725P	1.50	MC1510G	8.00
MC789P	1.50	MC1514L	4.50
MC790P	1.50	MC1595L	6.25
MC817P	1.30	MC1723CL	3.60
MC836P	1.35	MC1741CG	1.20
MC844	1.25	MC1810P	1.25
MC853P	2.25	MC3004L	2.25
MC876P	2.25	MC3007P	2.25
MC1004L	1.25	MC3021L	2.15
MC1010L	1.25	MC3060L	2.65
MC1305	1.95	MC3062L	3.00
MC1352P	1.55	MC4024P	2.20
MC1357	1.70	MC4044P	4.80
MC1371	1.85	MC14507CP	1.25
MC1439	2.65	MC14511CP	2.76
MC1458P	.50	MC14512CP	1.70

## C MOS

4001AE	.29	4023AE	.29
4002AE	.29	4024AE	1.50
4007AE	.29	4025AE	.35
4010AE	1.58	4028AE	1.60
4011AE	.29	4029AE	2.90
4012AE	.29	4030AE	.65
4015AE	1.25	4037AE	4.50
4016AE	.65	4040AE	2.40
4018AE	1.10	4044AE	1.50
4019AE	.65	4049AE	.75
4020AE	1.75	4050AE	.75
4021AE	1.50		

## LINEAR

75450BP	.49	LM301H	.35	LM741CH	.45
75451BP	.39	LM307H	.35	LM747	.90
75452BP	.39	LM309K	1.25	LM748H	.45
75453BP	.39	LM311H	.90	LM1458N	.80
75454BP	.39	LM318N	1.50	N5556V	1.50
75491BP	.79	LM339N	1.85	NE555B	1.00
75492BP	.85	LM351AN	.65	NE555V	.60
CA3005	1.60	LM370N	1.25	NE556	1.50
CA3006	3.50	LM380N	1.45	UA702	.80
CA3018	1.10	LM566	2.25	UA703CH	.45
CA3018A	1.60	LM711CH	.60	UA709CH	.30
CA3028	1.50	LM723H	.75	UA749CH	.45
CA3046	.35	LM741CN	.45		

## IC'S ON THE MOVE

BBD BUCKET BRIGADE DEVICE			
MM3001	19.50	MN3002	11.70
MM3003	9.45		

HALL IC:DN834	1.25	DN837	1.50
DN835	1.35	DN838(NEW)	

## ZENER DIODES

1/2 Watt, ± 10% ..... \$ .30 each to 33 V  
 1 Watt, ± 10% ..... \$ .40 each to 33 V  
 Voltages to 200V, and ± 5% Available

1 Megohm Potentiometer - Made by Clarostat. 7/8" diam., split, knurled shaft 1/2" long.  
**NT544 \$ .39 Three for \$ 1.00**

## 5400 SERIES VOLT.REG

5400	1.00	5475	1.50	LM340K-5	1.70
5404	1.25	5486	1.90	LM340K-6	1.70
5410	1.00	5493	2.00	LM340K-8	1.70
5426	1.25	54100	1.80	LM340K-15	1.70
5473	1.50	54LS04	1.00	LM340K-18	1.70
				LM340K-24	1.70
				LM340T-5	1.50
				LM340T-6	1.50
				LM340T-8	1.50
				LM340T-12	1.50
				LM340T-15	1.50
				LM340T-18	1.50
				LM340T-24	1.50

## RESISTORS

1/4 Watt ± 5% Packed 5 of any one value ..... \$ .25  
 1/2 Watt ± 5% Packed 5 of any one value ..... \$ .30  
**STANDARD RESISTANCE VALUES**

**SEE OUR AD ON JAPANESE TRANSISTORS AND IC'S IN THIS ISSUE.**

## MINIMUM ORDER \$5.00

All orders add 1.00 Postage and Handling.

Canada \$1.50

N.J. Residents add 5% sales tax

## ELECTROLYTIC CAPACITORS

2.2MF50	Axial Leads	.15	30MF25	Axial Leads	.18
3.3MF10	Axial Leads	.15	47MF25	Radial Leads	.19
3.3MF10	No Polarity	.15	47MF50	Radial Leads	.24
10MF25	Axial Leads	.15	100MF16	Radial Leads	.19
10MF50	Axial Leads	.16	100MF25	Radial Leads	.24
10MF150	Axial Leads	.20	500MF50	Axial Leads	.60
25MF35	Axial Leads	.18	1000MF35	Axial Leads	.65

## MICROPROCESSOR

C1702A	9.95	2708	34.95	8008	19.95
2101	5.75	C5101-3	4.50	8080A	19.95
2102	1.75	MM5013	3.25	8224	10.45

Contact us for all your microprocessor needs

## NEW FROM NEWTONE

**Regulated Power Supply Components Kit** - Contains the components needed to build a fixed-voltage regulated supply including: 117/17V- 1 ampere Transformer, Bridge Rectifier, 2000 uF Capacitor, and a 1 ampere LM340 3-terminal IC Regulator. Makes a fine "on board" supply or use it for breadboarding. Components only. Specify 5, 6, 8, 12 or 15 volts. **NT525 \$4.99**

**Pioneer 6" Speaker** - 7 1/2-watt, 3.2-ohm speaker made the way speakers should be made. Has heavy-duty treated paper cone, protected magnet housing, and a ceramic terminal strip marked with polarity. A beautiful speaker at half the price you'd expect. **NT526 \$2.39 Three for \$6.00**

**PC Boards** - MIL grade, 1/8" glass-epoxy boards with 2-ounce copper on one side.

**NT521 6"x3" \$ .50, NT522 6"x6" \$ .90 NT523 6"x8" \$ 1.20**

**Dry Transfer Patterns for PC Boards** - Includes 0.1" spaced IC pads, donuts, angles, and 3-and 4-conductor pads. Over 225 patterns on a 2" x 7 1/4" sheet. **NT520 \$1.49**

**3PDT - 24 Volt DC Relay** - Potter & Bromfield KU14D57. Each contact can handle 10 amperes at voltages to 240 Vac. Coil resistance is 450 ohms. A super buy! Limited quantities. **NT508 \$9.99**

**5" Taut-Band Meter** - One milliampere full scale, 3 1/2", scale length. Coil resistance 465 ohms. Made by Modutec for Bose. Meter scale in VUs (-20 to +3). Meter is designed to be mounted coil up. Complete with "smoke" plastic cover. Over-all 5 1/8" x 4". Meter face mounts in a 5 1/8" x 2 3/8" cutout: A beautiful meter. **NT539 \$4.89**

**Aluminum Knob** - Solid machined aluminum knob with fluted sides made for Bose. Black front-face insert, black pointer line. Fits flat 1/4" shaft, does not require set screws. .8 high, .7 diam. Easily worth \$1.50 **NT540 \$.82 2 for \$1.50**

We have been informed by the Bose Corporation that the original BOSE 301™ speaker system has not been discontinued as we stated in our previous ad. The BOSE 301 is available through Bose dealers.


We still have a small quantity of speakers originally made for Bose. The Woofers have been tested with the Bose "Tone Standard" as a reference and subjected to the Bose power-handling test which includes both fixed and sweep-frequency testing.

**8-Inch Woofer** (Bose Part No. 102606) has a free-air resonant frequency of 25-35 Hz., and has a 1.5", 8.5-ounce magnet. The upper tested-frequency is 4000 Hz.

**3-Inch Tweeter** (Bose Part No. 107376) has a free-air resonant frequency of 1200-1500 Hz., and has an upper tested-frequency of 16.5 kHz. **Supplies are limited.** We urge you to take advantage of these prices and stock up for your future needs.

Sorry, we have no information about the Bose enclosures or the crossover networks, nor do we have more specs. Bose says these data are proprietary information.

**8" Woofer NT541 \$10.95**  
**3" Tweeter NT542 \$ 3.95**



## NEW-TONE ELECTRONICS

PO BOX 1738A BLOOMFIELD, N.J. 07003  
 PHONE: (201) 748-6171, 6172, 6173

## POPULAR JEDEC TYPES

1N34	.25	2N1540	.90	2N2712	.18	2N3394	.17	2N3946	.20	2N4402	.16
1N60	.25	2N1544	.80	2N2894	.40	2N3414	.17	2N3866	1.25	2N4403	.20
1N270	.25	2N1554	1.25	2N2903	3.30	2N3415	.18	2N3813	.16	2N4409	.20
1N914	.25	2N1560	2.80	2N2904	.25	2N3416	.19	2N3804	.16	2N4410	.16
1N4148	.25	2N1605	1.75	2N2904A	.30	2N3417	.20	2N3905	.16	2N4416	.75
1S1555	.35	2N1613	.50	2N2905	.25	2N3442	1.85	2N3806	.16	2N4441	1.01
		2N1711	.50	2N2905A	.30	2N3553	1.50	2N3854A	3.75	2N4442	1.15
		2N1907	4.10	2N2906	.25	2N3563	.20	2N3955	2.45	2N4443	1.35
2N173	1.75	2N2102	1.70	2N2906A	.30	2N3565	.20	2N3957	1.25	2N4452	.55
2N338A	1.05	2N2102	1.70	2N2907	.25	2N3638	.20	2N3958	1.20	2N5061	.30
2N404	.75	2N2160	.65	2N2907A	.30	2N3642	.20	2N4037	.60	2N5064	.50
2N443	2.55	2N2218	.30	2N2913	.75	2N3643	.20	2N4093	.85	2N5130	.20
2N508A	.45	2N2218A	.30	2N2914	1.20	2N3645	.20	2N4124	.16	2N5133	.15
2N706	.25	2N2219	.25	2N2914	1.00	2N3646	.14	2N4126	.16	2N5138	.15
2N718	.25	2N2219A	.30	2N3019	1.00	2N3646	.14	2N4126	.16	2N5294	.50
2N718A	.30	2N2221	.25	2N3053	.30	2N3731	3.75	2N4141	.20	2N5296	.50
2N918	.60	2N2221A	.30	2N3054	.70	2N3740	1.00	2N4142	.20	2N5296	.50
2N930	.25	2N2222	.25	2N3055	.75	2N3771	1.75	2N4143	.20	2N5306	.20
2N956	.30	2N2222A	.30	2N3227	1.00	2N3772	1.90	2N4220A	1.00	2N5400	.40
2N1302	1.25	2N2270	.40	2N3247	3.40	2N3773	3.00	2N4234	.95	2N5401	.50
2N1305	.75	2N2369	.25	2N3250	.50	2N3819	.40	2N4400	.16	2N5457	.35
2N1420	.20	2N2484	.32	2N3393	.20	2N3823	.70	2N4401	.16	2N5458	.35

ALL PARTS GUARANTEED WRITE FOR FREE CATALOG





# POLY PAKS' PENNY REVOLUTION

THESE ONE-CENTERS ARE THE CENT-CIBLE WAY TO SHOP AND SAVE!

BUY ONE AT SALE PRICE.  
GET 2ND FOR ONLY 1c MORE.

## THIS NEW LIST OF "ONE-CENTERS" HELPS FIGHT INFLATION!

## TTL'S & OP AMPS!

Order by Cat. No. G61981 & Type No.

Type No.	Each	2 for	Type	Each	2 for	Type	Each	2 for
SN7400	\$1.19	\$2.20	SN7465	.19	.20	SN74145	1.25	1.26
SN7401	.19	.20	SN7467	.25	.26	SN74148	1.75	1.76
SN7402	.19	.20	SN7471	.25	.26	SN74150	1.00	1.00
SN7403	.19	.20	SN7472	.25	.26	SN74151	.99	1.00
SN7406	.19	.20	SN7473	.55	.56	SN74153	.99	1.00
SN7408	.21	.22	SN7474	.29	.30	SN74154	1.75	1.76
SN7410	.19	.20	SN7475	.79	.80	SN74158	.99	1.00
SN7413	.39	.40	SN7476	.59	.60	SN74156	.69	.70
SN7414	.65	.66	SN7478	.59	.60	SN74157	.99	1.00
SN7416	.29	.30	SN7480	.39	.40	SN74158	.99	1.00
SN7420	.19	.20	SN7483	.99	1.00	SN74160	1.25	1.26
SN7423	.29	.30	SN7485	1.49	1.50	SN74161	1.25	1.26
SN7426	.26	.27	SN7489	.39	.40	SN74163	1.19	1.20
SN7427	.25	.26	SN7488	1.95	1.96	SN74164	1.00	1.00
SN7430	.29	.30	SN7490	.69	.70	SN74165	1.25	1.26
SN7432	.25	.26	SN7491	.79	.80	SN74166	1.25	1.26
SN7437	.25	.26	SN7492	.45	.46	SN74174	1.49	1.50
SN7438	.29	.30	SN7493	.49	.50	SN74175	.99	1.00
SN7440	.19	.20	SN7494	.69	.70	SN74177	.49	.50
SN7442	.70	.71	SN7495	.69	.70	SN74179	1.49	1.50
SN7443	.69	.70	SN7496	.69	.70	SN74180	.49	.50
SN7444	.65	.66	SN7498	.69	.70	SN74182	.69	.70
SN7446	.135	1.36	SN74100	1.49	1.50	SN74190	1.49	1.50
SN7447	1.25	1.26	SN74107	.39	.40	SN74191	1.75	1.76
SN7448	1.35	1.36	SN74112	.25	.26	SN74192	.85	.86
SN7450	.19	.20	SN74113	1.19	1.20	SN74193	1.49	1.50
SN7451	.19	.20	SN74117	.25	.26	SN74194	1.25	1.26
SN7453	.19	.20	SN74121	.49	.50	SN74195	.49	.50
SN7454	.19	.20	SN74123	.69	.70	SN74197	.75	.76
SN7455	.19	.20	SN74125	.69	.70	SN74198	1.75	1.76
SN7456	.19	.20	SN74126	.39	.40	SN74200	5.00	5.51
SN7460	.19	.20	SN74132	1.25	1.26	SN74251	1.75	1.76
SN7462	.19	.20	SN74135	.99	1.00	SN74284	4.50	4.51
SN7464	.19	.20	SN74141	1.49	1.50	SN74285	4.25	4.26

## POP-AMPS AT "CENT-CIBLE" PRICES

Case code: T-TO 220 Power Tab, V-Mini dip, K-TO 3-H, 10-5-N, DIP

Type	Each	2 for	Type	Each	2 for	Type	Each	2 for
LM300H	\$4.49	\$5.50	LM370N-H	1.29	1.30	LM1304	.79	.80
LM301H-V	.45	.46	LM374H	1.79	1.80	LM1310	.99	1.00
LM308H-V	.79	.80	LM376V	.29	.30	LM1312	1.99	2.00
LM309K	1.29	1.30	LM377N	2.25	2.26	LM1414V	.79	.80
LM311H-V	.79	.80	LM381N	1.69	1.70	LM1458V	.69	.70
LM318V	1.29	1.30	LM531H	1.49	1.50	LM1800N	.99	1.00
LM320H-5, 12, 15	1.29	1.30	LM532H-N	.29	.30	LM3028H	.65	.66
LM320K-15	1.29	1.30	LM533H	.75	.76	LM3900N	.49	.50
LM320T-6, 5	1.29	1.30	LM558V	.79	.80	LM3909V	1.75	1.76
LM322N	1.19	1.20	LM561N	1.00	1.01	LM4195	1.95	1.96
LM324N	1.09	1.10	LM562N	.99	1.00	LM5491	1.19	1.20
LM339N	1.09	1.10	LM703H	.49	.50	LM75451	.39	.40
LM340K-5, 6, 8, 12, 15, 18, 24	1.29	1.30	LM704H	.29	.30	LM75453	.39	.40
LM340T-5, 6, 8, 12, 15, 18, 24	1.29	1.30	LM709H	.25	.26	LM75491	.79	.80
LM350N	.59	.60	LM710N	.39	.40	LM75492	.79	.80
			LM733N	.79	.80	LM75494	.59	.60
			LM739N	.89	.90			

## YOU GET 120-DAY MONEY BACK GUARANTEE

**10 AMP - POWER TABS! SCRS! TRIACS! QUADRACS!**

Order by Cat. No. and voltage!

#GE1448 - TRIACS 6E1730 - SCR 6E1590 - QUADRACS

PRV	Sale	2 for
50	\$5	\$5
100	.69	.70
200	.89	.90
400	1.19	1.20
600	1.59	1.60

### HI-POWER STUD RECTIFIERS

Cat. No. G63567 - 150 amp			Cat. No. G67U685 - 250 amp		
V.	Each	1c SALE	V.	Each	1c SALE
50	\$ 2.95	2 for \$ 2.96	50	\$ 4.95	2 for \$ 4.96
100	3.95	2 for 3.96	100	6.50	2 for 6.51
200	4.95	2 for 4.96	200	7.50	2 for 7.51
400	7.50	2 for 7.51	400	8.50	2 for 8.51
600	9.00	2 for 9.01	600	10.50	2 for 10.51
800	10.50	2 for 10.51	800	13.00	2 for 13.01
1000	12.50	2 for 12.51	1000	14.50	2 for 14.51

Order by Cat. No. & Voltage

### 25 AMP BRIDGE RECTIFIERS

Order by Cat. No. G62273 & voltage

V.	Each	1c SALE
50	\$1.95	2 for \$1.96
100	1.49	2 for 1.50
200	1.69	2 for 1.70
400	1.99	2 for 2.00
600	2.25	2 for 2.26
800	2.51	2 for 2.52

### 25 AMP POWER STUD SCRS, TRIACS

Cat. No. G6-144147 (SCRs) Cat. No. G6-60886A (TRIACS)

V.	Each	1c SALE
50	\$3.95	2 for \$3.96
100	1.25	2 for 1.26
200	1.95	2 for 1.96
400	2.50	2 for 2.51
600	2.50	2 for 2.51
800	2.50	2 for 2.51

### 1N4000 Epoxy Rectifiers

Cat. No.	Type No.	PIV	Price	1c MORE!
6E2377	1N4002	10	for \$5.65	20 for \$6.37
6E2378	1N4002	10	for .75	20 for .76
6E2379	1N4003	20	for .85	20 for .86
6E2380	1N4004	400	for .99	20 for 1.00
6E2381	1N4005	600	for 1.29	20 for 1.30
6E2382	1N4006	800	for 1.39	20 for 1.40
6E2383	1N4007	1000	for 1.49	20 for 1.50

### BULLET RECTIFIERS!

Order by Cat. No. G6E0884 and voltage

PRV	10 for	59	20 for \$6.60
50V	10 for	.69	20 for \$7.00
100V	10 for	.79	20 for .80
200V	10 for	.89	20 for .90
400V	10 for	1.09	20 for 1.10
600V	10 for	1.19	20 for 1.20

### MICRO MINI TOGGLE SWITCHES!

3 Amps, 125 VAC contacts, with chrome handles, complete with mounting hardware.

Part No.	Price	1c MORE!
G63936	SPDT	\$1.29 \$1.30
G65085	SPDT*	1.39 1.40
G64037	DPDT	1.45 1.46
G64037	DPDT	1.96 1.97

### 6 AMP CARTWHEEL RECTIFIERS

Cat. G63584

V.	Each	1c SALE
50	\$3.36	2 for \$3.37
100	.45	2 for .46
200	.61	2 for .62
400	.79	2 for .80
600	.96	2 for .97
800	1.19	2 for 1.20
1000	1.39	2 for 1.40

### LYTIC KLINIC

Order by Cat. No. G63269 and value

UF	V	Style	Sale
10	15	P.C.	8 for \$1.00
15	25	P.C.	8 for 1.00
50	25	P.C.	6 for 1.00
20	15	Axial	10 for 1.00
20	15	P.C.	10 for 1.00

### ZENERS!

Order by Cat. No. G6E210 & voltage & wattage!

Watt	Sale	1c SALE
7.5V	5 for \$1.10	10 for \$1.01
9.1V	5 for 1.10	10 for 1.01
11V	5 for 1.10	10 for 1.01
15V	5 for 1.10	10 for 1.01

### 5 WATTS

Order by Cat. No. G6E210 & voltage & wattage!

Watt	Sale	1c SALE
3.3V	3 for \$1.60	6 for \$1.01
6V	3 for 1.60	6 for 1.01
6.2V	3 for 1.60	6 for 1.01
8.2V	3 for 1.60	6 for 1.01
7.5V	3 for 1.60	6 for 1.01
12V	3 for 1.60	6 for 1.01
15V	3 for 1.60	6 for 1.01
18V	3 for 1.60	6 for 1.01
24V	3 for 1.60	6 for 1.01
30V	3 for 1.60	6 for 1.01

Quan.	Description (Order by Cat. No. in parenthesis)	Sale	1c SALE
1	WOODGRAN CABINET, 3/4 x 10 x 1/2" deep, apks, alarms. (#6E5201)	\$1.49	2 for \$1.50
2	LCD THERMAL INDICATORS, 88-108°F, 7x1", flexible (#6E5195)	1.00	4 for 1.01
1	1-ASTIC, 400 100K pots, with knob (#6E380A)	4.95	2 for 4.96
1	ECCO THUMBWHEEL SWITCH, BCD, 0-7 (#6E2870A)	1.49	2 for 1.50
1	8-TRACK TAPE TRANSPORT, with preamp (#6E3010)	9.95	2 for 9.96
1	PLESSEY TV SIDEBAND FILTER, for chan. 3 or 4 (#6E3975)	1.95	2 for 1.96
5	TRANSISTORS, 2N3904 equiv. NPN, switching (#6E5209)	1.00	10 for 1.01
1	METER, SOVA, 1 1/2" square, 0-20db (#6E3705)	1.19	2 for 1.20
1	SPST RELAY, norm. open 12-24 VDC, 1250 ohms, dip style (#6E5175)	1.00	2 for 1.01
1	FEEDER ROYAL COUNTER, 000-999, resettable, panel mt. (#6E5081)	1.49	2 for 1.50
2	DUE GATE MOSFET, 2N3904 equiv. NPN, switching (#6E5101)	1.00	4 for 1.01
1	8-TRACK TAPE HEAD, with plug'n' cord (#6E3468)	2.50	2 for 2.51
10	CALCULATOR KEYBOARDS, 20 keys and more (#E3524)	\$2.00	20 for \$2.01
15	SLIDE VOLUME CONTROLS, ass'td values (#E3057)	2.00	30 for 2.01
10	CRYSTALS, may include CB, Ham & more (#E3250)	2.00	20 for 2.01
150	MOLEX IC SOCKETS, on a strip, cut to length (#E3144)	2.00	300 for 2.01
100	TERMINAL STRIPS, from 2 lugs up (#E3136)	2.00	200 for 2.01
30	NEZON LAMPS, all 100% good (#E2613)	2.00	60 for 2.01
40	SHIELDED CABLE, 1 cond, mikes, phones, (#6E3577)	2.00	80 for 2.01
50	TRANSISTOR ELECTROS, ass'td values, styles (#E2747)	2.00	100 for 2.01
3	SOUND TRIGGERS, sound triggers scr w/amp (#E3625)	2.00	6 for 2.01
15	6V TEST INDICATORS, leads, grain-o-wheat (#E3526)	2.00	30 for 2.01
FMD	CAPACITOR SPECIAL, diacs, mylar, bycs, n, more (#E2738)	2.00	200 for 2.10
30	MINI TRIMPOTS, 1 to 1 meg, 1 turn, 4W (#E3345)	2.00	60 for 2.01
10	VOLTAGE REGULATORS, hobby, LM320, 340, TO-3 (#E3330)	2.00	20 for 2.01
30	PANEL SWITCHES, slides, rotaries, mod, etc (#E3268)	2.00	60 for 2.01
30	RESISTOR SPECIAL, 1/2 to 1W, ass'td metal (#E3054)	2.00	60 for 2.01
200	HALF WATTERS, resistors, carbon, metal (#E3046)	2.00	400 for 2.01
100	NATIONAL IC BONAZIA, linears, 7400s ROMS (#E2860)	2.00	200 for 2.01
40	HOBBY LEDS, ass'td types, mostly useable (#E2859)	2.00	80 for 2.01
15	LM340T VOLTAGE REGULATORS, TO-220 (#E2635)	2.00	30 for 2.01
100	TWO WATTERS, resistors, carbon-metal marked (#E2735)	2.00	200 for 2.01
100	POLYSTYRENE CAPS, ass'td values, voltage, h-Q (#E2729)	2.00	200 for 2.01
50	THERMISTORS, resistors that change with temp (#E4089)	2.00	100 for 2.01
30	BRIDGE SPECIAL, 1/2 to 1W, ass'td metal (#E4022)	2.00	60 for 2.01
25	LAMP'SOCKET SETS, micro, 1.5V, T2 (#E3957)	2.00	50 for 2.01
15	MIXED READOUTS, hobby, untested, 127, 3.5, etc. (#E3619)	2.00	30 for 2.01
150	QUARTER WATTERS, resistors, metal film, marked (#E3413)	2.00	300 for 2.01
200	PREFORMED RESISTORS, 1/4, 1W, 1%, 2% marked, ass'td (#E2608)	2.00	400 for 2.01
200	PRECISION RESISTORS, 1/4, 1W, 1%, 2% marked, ass'td (#E2428)	2.00	400 for 2.01
60	DIPPED WATTERS, shiny finish, ass'td values (#E2597)	2.00	120 for 2.01
30	VOLUME CONTROLS, 1/2 to 1W, ass'td values (#E2421)	2.00	60 for 2.01
5	7.5 VOLT ZENER DIODES, 1 watt (#E5187)	1.00	10 for 1.01
5	9.1 VOLT ZENER DIODES, 1 watt (#E5188)	1.00	10 for 1.01
30-L	WIRE WRAP, 30 gauge, for ICs, terminals (#E3803)	1.00	60 for 1.01
1	ALARM CIPHER, 2N3904 equiv. NPN, switching (#E5189)	2.95	2 for 2.96
1	ALARM CLOCK CHIP, MS316, 4-digits (#E1759)	2.95	2 for 2.96
5	PANCAKE PHOTOCELS, 600 to 15K ohms (#E2939)	1.00	10 for 1.01
1	100KHz MARKER CRYSTALS, approx for marker gen. (#E3896)	1.95	2 for 1.



## 7400 TTL

SN7400N	16	SN7427N	29	SN7416N	89
SN7401N	18	SN7428N	35	SN7417N	89
SN7402N	18	SN7429N	35	SN7418N	195
SN7403N	18	SN7430N	45	SN7419N	89
SN7404N	18	SN7431N	45	SN7420N	89
SN7405N	20	SN7432N	50	SN7421N	89
SN7406N	20	SN7433N	50	SN7422N	89
SN7407N	20	SN7434N	50	SN7423N	89
SN7408N	20	SN7435N	50	SN7424N	195
SN7409N	20	SN7436N	50	SN7425N	150
SN7410N	18	SN7437N	50	SN7426N	600
SN7411N	20	SN7438N	55	SN7427N	25
SN7412N	20	SN7439N	55	SN7428N	25
SN7413N	40	SN7440N	60	SN7429N	25
SN7414N	40	SN7441N	60	SN7430N	43
SN7415N	20	SN7442N	65	SN7431N	43
SN7416N	25	SN7443N	65	SN7432N	43
SN7417N	25	SN7444N	65	SN7433N	43
SN7418N	25	SN7445N	65	SN7434N	43
SN7419N	29	SN7446N	65	SN7435N	43
SN7420N	29	SN7447N	65	SN7436N	43
SN7421N	29	SN7448N	65	SN7437N	43
SN7422N	29	SN7449N	65	SN7438N	43
SN7423N	29	SN7450N	65	SN7439N	43
SN7424N	29	SN7451N	65	SN7440N	43
SN7425N	29	SN7452N	65	SN7441N	43
SN7426N	29	SN7453N	65	SN7442N	43
SN7427N	29	SN7454N	65	SN7443N	43
SN7428N	29	SN7455N	65	SN7444N	43
SN7429N	29	SN7456N	65	SN7445N	43
SN7430N	29	SN7457N	65	SN7446N	43
SN7431N	29			SN7447N	43
SN7432N	29			SN7448N	43
SN7433N	29			SN7449N	43
SN7434N	29			SN7450N	43
SN7435N	29			SN7451N	43
SN7436N	29			SN7452N	43
SN7437N	29			SN7453N	43
SN7438N	29			SN7454N	43
SN7439N	29			SN7455N	43
SN7440N	29			SN7456N	43
SN7441N	29			SN7457N	43

## BUGBOOK®

Continuing Education Series

**BUGBOOK I and II**  
By Peter R. Reay, David G. Larson, WB9ATY  
\$17.00 per set

**BUGBOOK III**  
By Peter R. Reay, David G. Larson, WB9ATY  
\$6.00

**BUGBOOK IV**  
By Peter R. Reay, David G. Larson, WB9ATY, Jonathan A. Tins  
\$15.00

**BUGBOOK V**  
By Peter R. Reay, David G. Larson, WB9ATY, Jonathan A. Tins  
\$15.00

**BUGBOOK VI**  
By Peter R. Reay, David G. Larson, WB9ATY, Jonathan A. Tins  
\$15.00

**BUGBOOK VII**  
By Peter R. Reay, David G. Larson, WB9ATY, Jonathan A. Tins  
\$15.00

**BUGBOOK VIII**  
By Peter R. Reay, David G. Larson, WB9ATY, Jonathan A. Tins  
\$15.00

**BUGBOOK IX**  
By Peter R. Reay, David G. Larson, WB9ATY, Jonathan A. Tins  
\$15.00

**BUGBOOK X**  
By Peter R. Reay, David G. Larson, WB9ATY, Jonathan A. Tins  
\$15.00

**THE 555 TIMER APPLICATIONS SOURCEBOOK WITH EXPERIMENTS**  
By Howard M. Berlin WB3WBS  
\$8.95

**INSTRUCTOR'S MANUAL**  
By Howard M. Berlin WB3WBS  
\$3.00

**OP AMP MANUAL**  
By Howard M. Berlin WB3WBS  
\$9.00

**CMOS-8080 — DESIGNERS PRIMER**  
By Howard M. Berlin WB3WBS  
\$6.50

**COMPLETE MANUAL FOR DIGITAL CLOCKS**  
By John Weiss and John Brooks  
\$3.95

## C/MOS

CD4000	23	CD4070	53
CD4001	23	CD4071	53
CD4002	23	CD4072	49
CD4006	119	CD4076	139
CD4007	25	CD4081	23
CD4008	49	CD4082	23
CD4010	119	CD4083	23
CD4011	23	CD4084	23
CD4012	25	CD4085	23
CD4013	25	CD4086	23
CD4014	25	CD4087	23
CD4015	119	CD4088	23
CD4016	49	CD4089	23
CD4017	119	CD4090	23
CD4018	119	CD4091	23
CD4019	119	CD4092	23
CD4020	119	CD4093	23
CD4021	119	CD4094	23
CD4022	119	CD4095	23
CD4023	23	CD4096	23
CD4024	23	CD4097	23
CD4025	23	CD4098	23
CD4026	23	CD4099	23
CD4027	23	CD4100	23

## DISCRETE LEDS

125' dia	185' dia	200' dia	200' dia	200' dia	200' dia
XC209 Red 5/51	XC556 Red 5/51	XC556 Red 5/51	XC556 Red 5/51	XC556 Red 5/51	XC556 Red 5/51
XC209 Green 4/51	XC556 Green 4/51	XC556 Green 4/51	XC556 Green 4/51	XC556 Green 4/51	XC556 Green 4/51
XC209 Orange 4/51	XC556 Orange 4/51	XC556 Orange 4/51	XC556 Orange 4/51	XC556 Orange 4/51	XC556 Orange 4/51
XC209 Yellow 4/51	XC556 Yellow 4/51	XC556 Yellow 4/51	XC556 Yellow 4/51	XC556 Yellow 4/51	XC556 Yellow 4/51
XC22 Red 4/51	XC526 Red 100/38	XC556 Red 4/51	XC556 Red 4/51	XC556 Red 4/51	XC556 Red 4/51
XC22 Green 4/51	XC526 Green 100/38	XC556 Green 4/51	XC556 Green 4/51	XC556 Green 4/51	XC556 Green 4/51
XC22 Yellow 4/51	XC526 Yellow 4/51	XC556 Yellow 4/51	XC556 Yellow 4/51	XC556 Yellow 4/51	XC556 Yellow 4/51
XC22 Orange 4/51	XC526 Orange 4/51	XC556 Orange 4/51	XC556 Orange 4/51	XC556 Orange 4/51	XC556 Orange 4/51
SSL-22 RT 4/51	XC526 Clear 4/51	XC556 Clear 4/51	XC556 Clear 4/51	XC556 Clear 4/51	XC556 Clear 4/51

## 7400

7400	89	74C01	25
7401	89	74C02	25
7402	55	74C03	25
7403	75	74C04	25
7404	75	74C05	25
7405	75	74C06	25
7406	75	74C07	25
7407	75	74C08	25
7408	75	74C09	25
7409	75	74C10	25
7410	75	74C11	25
7411	75	74C12	25
7412	75	74C13	25
7413	75	74C14	25
7414	75	74C15	25
7415	75	74C16	25
7416	75	74C17	25
7417	75	74C18	25
7418	75	74C19	25
7419	75	74C20	25
7420	75	74C21	25
7421	75	74C22	25
7422	75	74C23	25
7423	75	74C24	25
7424	75	74C25	25
7425	75	74C26	25
7426	75	74C27	25
7427	75	74C28	25
7428	75	74C29	25
7429	75	74C30	25
7430	75	74C31	25
7431	75	74C32	25
7432	75	74C33	25
7433	75	74C34	25
7434	75	74C35	25
7435	75	74C36	25
7436	75	74C37	25
7437	75	74C38	25
7438	75	74C39	25
7439	75	74C40	25
7440	75	74C41	25
7441	75	74C42	25
7442	75	74C43	25
7443	75	74C44	25
7444	75	74C45	25
7445	75	74C46	25
7446	75	74C47	25
7447	75	74C48	25
7448	75	74C49	25
7449	75	74C50	25
7450	75	74C51	25
7451	75	74C52	25
7452	75	74C53	25
7453	75	74C54	25
7454	75	74C55	25
7455	75	74C56	25
7456	75	74C57	25
7457	75	74C58	25
7458	75	74C59	25
7459	75	74C60	25
7460	75	74C61	25
7461	75	74C62	25
7462	75	74C63	25
7463	75	74C64	25
7464	75	74C65	25
7465	75	74C66	25
7466	75	74C67	25
7467	75	74C68	25
7468	75	74C69	25
7469	75	74C70	25
7470	75	74C71	25
7471	75	74C72	25
7472	75	74C73	25
7473	75	74C74	25
7474	75	74C75	25
7475	75	74C76	25
7476	75	74C77	25
7477	75	74C78	25
7478	75	74C79	25
7479	75	74C80	25
7480	75	74C81	25
7481	75	74C82	25
7482	75	74C83	25
7483	75	74C84	25
7484	75	74C85	25
7485	75	74C86	25
7486	75	74C87	25
7487	75	74C88	25
7488	75	74C89	25
7489	75	74C90	25
7490	75	74C91	25
7491	75	74C92	25
7492	75	74C93	25
7493	75	74C94	25
7494	75	74C95	25
7495	75	74C96	25
7496	75	74C97	25
7497	75	74C98	25
7498	75	74C99	25
7499	75	74C00	25

## RCA LINEAR

CA3013	2.15	CA3082	2.00
CA3023	2.56	CA3083	1.60
CA3035	2.48	CA3086	85
CA3039	3.35	CA3089	3.75
CA3048	1.30	CA3130	1.39
CA3059	3.25	CA3140	1.25
CA3060	3.25	CA3160	1.25
CA3080	85	CA3401	49
CA3081	2.00	CA3600	3.50

## CALCULATOR CHIPS AND DRIVER

FCM3817	\$ 5.00
MM5726	2.95
MM5736	2.95
MM5738	2.95
DM8864	2.00
DM8865	1.00
DM8867	75
DM8889	75
5030	7.95

## CLOCK CHIPS

MM5309	\$ 9.95
MM5311	4.95
MM5312	4.95
MM5316	6.95
MM5318	9.95
MM5369	2.95
MM5641	5.95
7001	5.95
9374 - 7-segment LED driver	common anode LEDs \$ .99

## IC SOLDER TAIL — LOW PROFILE (TIN) SOCKETS

8 pin LP	5.17	16	15
14 pin LP	20	19	18
16 pin LP	22	21	20
18 pin LP	25	28	27
20 pin LP	34	32	31
24 pin LP	5.27	25	24
16 pin ST	30	32	30
18 pin ST	35	37	35
24 pin ST	49	45	42
8 pin SG	5.30	27	24
14 pin SG	35	32	29
16 pin SG	38	35	32
18 pin SG	52	47	43
8 pin WW	4.40	38	35
10 pin WW	4.51	41	37
14 pin WW	39	38	37
16 pin WW	43	42	41
18 pin WW	75	68	62

## LINEAR

LM300H	80	LM741CN	35
LM300N	35	LM742CN	35
LM301CN	35	LM743CN	35
LM302H	75	LM744CN	35
LM302N	75	LM745CN	35
LM303H	100	LM746CN	35
LM303N	100	LM747CN	35
LM303H/3	100	LM748CN	35
LM303N/3	100	LM749CN	35
LM303H/3	100	LM750CN	35
LM303N/3	100	LM751CN	35
LM303H/3	100	LM752CN	35
LM303N/3	100	LM753CN	35
LM303H/3	100	LM754CN	35
LM303N/3	100	LM755CN	35
LM303H/3	100	LM756CN	35
LM303N/3	100	LM757CN	35
LM303H/3	100	LM758CN	35
LM303N/3	100	LM759CN	35
LM303H/3	100	LM760CN	35
LM303N/3	100	LM761CN	35
LM303H/3	100	LM762CN	35
LM303N/3	100	LM763CN	35
LM303H/3	100	LM764CN	35
LM303N/3	100	LM765CN	35
LM303H/3	100	LM766CN	35
LM303N/3	100	LM767CN	35
LM303H/3	100	LM768CN	35
LM303N/3	100	LM769CN	35
LM303H/3	100	LM770CN	35
LM303N/3	100	LM771CN	35
LM303H/3	100	LM772CN	35
LM303N/3	100	LM773CN	35
LM303H/3	100	LM774CN	35
LM303N/3	100	LM775CN	35
LM303H/3	100	LM776CN	35
LM303N/3	100	LM777CN	35
LM303H/3	100	LM778CN	35
LM303N/3	100	LM779CN	35
LM303H/3	100	LM780CN	35
LM303N/3	100	LM781CN	35
LM303H/3	100	LM782CN	3



### SOCKET JUMPERS

Mates with two rows of 025" sq. dia. posts on patterns of 100 centers and shielded receptacles. Probe access holes in back. Choice of 6" or 18" length.

Part No.	No. of Contacts	Length	Price
924003-18R	26	18"	\$ 5.38 ea.
924003-06R	26	6"	4.78 ea.
924005-18R	40	18"	8.27 ea.
924005-06R	40	6"	7.33 ea.
924006-18R	50	18"	10.31 ea.
924006-06R	50	6"	9.15 ea.

### JUMPER HEADERS

Solder to PC boards for instant plug-in access via socket connector jumpers. 025" sq. posts. Choice of straight or right angle.

Part No.	No. of Posts	Angle	Price
923863-R	26	straight	\$1.28 ea.
923873-R	26	right angle	1.52 ea.
923865-R	40	straight	1.94 ea.
923875-R	40	right angle	2.30 ea.
923866-R	50	straight	2.36 ea.
923876-R	50	right angle	2.62 ea.

### INTRA-CONNECTOR

Provides both straight and right angle functions. Mates with standard 10" x 10" dual row connectors (i.e. 3m, Ainsley, etc.) Permits quick testing of inaccessible lines.

Part No.	922576-26	No. of contacts: 26	Price \$6.90 ea.
----------	-----------	---------------------	------------------

### INTRA-SWITCH

Permits instant line-by-line switching for diagnostic or QA testing. Switches actuated with pencil or probe tip. Mates with standard 10" x 10" dual-row connectors. Low profile design. Switch buttons recessed to eliminate accidental switching.

Part No.	IS 26	No. of contacts: 26	Price \$13.80 ea.
----------	-------	---------------------	-------------------

### CRYSTALS

THESE FREQUENCIES ONLY

PART NO.	FREQUENCY	CASE	PRICE
CY1A	1.000MHz	HC33	5.95
CY1 84	1.8432MHz	HC33	5.95
CY2A	2.000MHz	HC33	5.95
CY2 01	2.010MHz	HC33	1.95
CY2 50	2.500MHz	HC33	4.95
CY3 27	3.2768MHz	HC33	4.95
CY3 57	3.57954MHz	HC33	4.95
CY3A	4.000MHz	HC18	4.95
CY4 91	4.916MHz	HC18	4.95
CY7A	5.000MHz	HC18	4.95
CY5 18	5.185MHz	HC18	4.95
CY6 14	6.144MHz	HC18	4.95
CY6 40	6.400MHz	HC18	4.95
CY6 55	6.5536MHz	HC18	4.95
CY12A	10.000MHz	HC18	4.95
CY14A	14.31818MHz	HC18	4.95
CY19A	18.000MHz	HC18	4.95
CY18 43	18.432MHz	HC18	4.95
CY22A	20.000MHz	HC18	4.95
CY30A	32.000MHz	HC18	4.95

### SWITCHES

1/4" mounting holes	Part No.	Function	Price
TOGGLE (Sub-miniature)	JM1121	SPDT on-off-on	\$1.95 \$1.43
	JM1123	SPDT on-none-on	1.65 1.21
	JM1221	DPDT on-off-on	2.55 1.87
	JM1223	DPDT on-none-on	2.15 1.38
TOGGLE (Printed Circuit)	MPC121	SPDT on-off-on	\$2.05 \$1.53
	MPC123	SPDT on-none-on	1.75 1.31
	MPC221	DPDT on-off-on	2.65 1.91
PUSH BUTTON	PB1123	SPDT momentary	1.95 1.47
	PB1126	SPDT momentary	.95 1.17
PUSH BUTTON (Miniature)	MS102	DPST momentary open	35 30
	MS103	SPST momentary closed	35 30
DIPSWITCH SPST	206-4	8 pin dip 4 switch	1.75 1.65
	206-7	14 pin dip 7 switch	1.95 1.85
	206-8	16 pin dip 8 switch	2.25 2.15

### 1/16 VECTOR BOARD

0.1 Hole Spacing	Part No.	P-Pattern	Price
		L W	1-9 10 up
PHENOLIC	54P44 062XXX	4.50 6.50	1.72 1.54
	169P44 062XXX	4.50 17.00	3.69 3.32
	84P44 062WE	4.50 6.50	2.67 1.86
EPOXY GLASS	84P44 062WE	4.50 6.50	2.36 2.31
	169P44 062WE	4.50 17.00	5.04 4.53
	169P44 062WE	8.50 17.00	9.23 8.26
EPOXY GLASS COPPER CLAD	169P44 062WEC1	4.50 17.00	6.80 6.12

### ELITE WRAP

Model P180 includes 2-100' spools #28 AWG wire wrap wire

Supplies insulated wire from spool to wrap-posts without pre-striping and precutting using "daisy chain" method.

**Model P180 \$24.50**

Replacement wire-wrap wire for P180 #28 AWG (pkgs of 3) \$2.75 each  
 W28-2-A green W28-2-B red W28-2-C clear W28-2-D blue

### INSTRUMENT/CLOCK CASE

Injection molded unit. Complete with red bezel. 4 1/2" x 4" x 1-9/16"

**\$3.49**

### MICROPROCESSOR COMPONENTS

Part No.	Manufacturer	Price
CDP 1802	CPU	\$19.95
PR085	CPU	29.95
8080A	CPU	10.95
8212	8-Bit Input/Output	4.95
8214	Priority Interrupt Control	7.95
8216	Bi-Directional Bus Driver	4.95
8224	Clock Generator/Driver	5.95
8228	System Controller/Bus Driver	5.95

Part No.	Manufacturer	Price
MM500H	Dual 25 Bit Dynamic	50
MM500H	Dual 50 Bit Dynamic	50
MM504H	Dual 16 Bit Static	50
MM506H	Dual 100 Bit Static	50
MM507H	Dual 100 Bit Static	50
MM510H	Dual 64 Bit Accumulator	50
MM5013N	1024 Bit Accumulator Dynamic	2.95
MM5016H	500/512 Bit Dynamic	89
MM5017N	Dual 500/512 Bit Dynamic	2.95
2504T	1024 Dynamic	4.95
2518	Hex 32 Bit Static	4.95
2519	Hex 40 Bit Static	2.95
2522	Dual 132 Bit Static	2.95
2524	512 Dynamic	6.95
2525	1024 Dynamic	2.95
2527	Dual 256 Bit Static	4.00
2528	Dual 250 Static	4.00
2529	Dual 240 Bit Static	2.95
2532	Quad 80 Bit Static	2.95
2533	1024 Static	2.95
3341	Fifo	6.95
7415670	4 x 4 Register	1.95

Part No.	Manufacturer	Price
2513(2140)	Character Generator (upper case)	\$ 9.95
2513(3021)	Character Generator (lower case)	9.95
2516	Character Generator	10.95
MM5230N	2048 Bit Read Only Memory	1.95

Part No.	Manufacturer	Price
AV-5-1013	30K BAUD UART'S	\$ 5.95

### SPECIAL REQUESTED ITEMS

TELEPHONE	LOW CHIPS	MMOS READ ONLY	MISCELLANEOUS
KEYBOARD CHIPS	ICM1045 \$24.95	ICM6571 \$13.50	11C90 \$19.95
AY-5 9100 \$14.95	ICM7205 19.95	ICM6572 13.50	2941P 11.95
AY-5 9200 14.95	ICM7207 7.50	MM6573 15.50	MCI408L7 1.95
AY-5 9500 4.95	ICM7208 19.95	MM6575 13.50	TIL508 10.20
AY-5 2376 11.95	ICM7209 6.95		MCI408L8 5.75
HDI165 7.95			95A90 11.95
74C922 9.95	TV GAME CHIP SET		
	AV-3-8500 1 Chip and 2 010 Mhz Crystals	\$7.95	

### PARATRONICS Logic Analyzer Kit Model 100A \$229.00/kit

- Analyzes any type of digital system
- Checks data rates in excess of 8 million words per second
- Trouble shoot TTL CMOS DTL RTL Schottky and MOS families
- Displays 16 logic states up to 8 digits wide
- See ones and zeros displayed on your CRT octal or hexadecimal format
- Tests circuits under actual operating conditions
- Easy to assemble — comes with step-by-step construction manual which includes 80 pages on logic analyzer operation

(Model 100A Manual - \$4.95)

### PARATRONICS TRIGGER EXPANDER - Model 10

Adds 16 additional bits. Provides digital delay and qualification of input clock and 24-bit trigger word — Connects direct to Model 100A for integrated unit.

Model 10 Kit - \$229.00  
 Baseunit - \$9.95  
 Model 10 Manual - \$4.95

### BK PRECISION 3 1/2-Digit Portable DMM

- Overload Protection
- High LED Display
- Battery w/ AC recharger
- Auto Zeroing
- 1m, 10m, 100m resolution
- Overrange reading
- 10 meg input impedance
- DC current, 100mA
- Range: DC Voltage: 0-1000V AC Voltage: 0-1000V Freq. Response: 50-400 Hz DC AC Current: 0-100mA Resistance: 0-10 meg ohm Size: 8 1/2" x 4 1/2" x 2"

Model 2800 \$99.95  
 Accessories: AC Adapter BC-28 \$9.00 Rechargeable Batteries BP-26 20.00 Carrying Case LC-28 7.50

### 63-Key Unencoded KEYBOARDS Hexadecimal Encoder

This is a 63-key, terminal keyboard newly manufactured by a large computer manufacturer. It is unencoded with SPST keys, unattached to any kind of PC board. A very solid molded plastic 13 x 4 1/2" base suits most applications. IN STOCK

19-key pad includes 1-10 keys, ABCDEF and 2 optional keys and a shift key \$10.95/each

\$5.00 Minimum Order - U.S. Funds Only  
 California Residents - Add 6% Sales Tax

Spec Sheets - 25¢  
 1978A Catalog Available - Send 35¢ stamp

### Jameco ELECTRONICS

MAIL ORDER ELECTRONICS - WORLDWIDE  
 1021 HAWARD AVENUE, SAN CARLOS, CA 94070  
 Advertiser Prices Good Thru June

PHONE ORDERS WELCOME (415) 592-8097

### The Incredible "Pennywhistle 103" \$129.95 Kit Only

The Pennywhistle 103 is capable of recording data to and from audio tape without critical speed requirements for the recorder and it is able to communicate directly with another modern and terminal for telephone, hamming, and communications for the deaf. In addition, it is free of critical adjustments and is built with non-precision readily available parts.

- Data Transmission Method: Frequency Shift Keying, full duplex (half-duplex selectable)
- Maximum Data Rate: 300 Baud
- Data Format: Asynchronous Serial (return to max level returned between each character)
- Receive Channel Frequencies: 2025 Hz for space 2225 Hz for mark
- Transmit Channel Frequencies: Switch selectable Low (normal) 1070 space 1270 mark High 025 space 2225 mark
- Receive Sensitivity: 46 dbm acoustically coupled
- Transmit Level: 15 dbm nominal Adjustable from 6 dbm to 20 dbm
- Receive Frequency Tolerance: Frequency reference automatically adjusts to allow for operation between 1800 Hz and 2400 Hz
- Digital Data Interface: FIA RS-232C or 20 mA Current Loop (inverter's optional and non-polar)
- Power Requirements: 120 VAC, single phase 10 Watts
- Physical: All components mount on a single 5 1/2" by 9" printed circuit board. All components included
- Requires a VOM, Audio Oscillator, Frequency Counter and/or Oscilloscope to align

### The Original the 3rd Hand \$9.95 each

Leaves two hands free for working

- Clamps on edge of bench, table or work bench
- Position board on angle or flat position for soldering or clipping
- Sturdy, aluminum construction for hobbyist, manufacturer or school rooms

### DIGITAL STOPWATCH

- Bright 6 Digit LED Display
- Times to 99 minutes 59.99 seconds
- Crystal Controlled Time Base
- Three Stopwatches on One
- Times Single Event - Split & Taylor
- Size 3.5" x 2.15" x .90 (1 1/2 ounces)
- Uses 3 Penlite Cells

Kit - \$39.95  
 Assembled - \$49.95  
 Heavy Duty Carry Case \$5.95

Stop Watch Chip Only (7205) \$19.95

### IMB 3 1/2 DIGIT DPM KIT

- New Bipolar Unit
- Auto Zeroing
- 5" LED
- Auto Polarity
- Low Power
- Single IC Unit

### Model KB500 DPM Kit \$49.00

### Model KB503 5V Power Kit \$17.50

### JE700 CLOCK \$16.95

The JE700 is a low cost digital clock, but it is a very high quality unit. The unit features a rugged, warm, case with dimensions of 6" x 2 1/2" x 1 1/2" utilizes a MAX72 high brightness readout, and the MM5314 clock chip.

115 VAC KIT ONLY

### JE803 PROBE \$9.95 Per Kit

The Logic Probe is a unit which is for the most part indispensable in trouble shooting logic families TTL, DTL, CMOS. It derives the power it needs to operate directly off the circuit under test drawing a scant 10 mA max. It uses a MAX72 readout to indicate any of the following states by these symbols: H (HIGH), L (LOW), P (PULSE). The Probe can detect high frequency pulses to 35 MHz. It can be used at MOS levels or circuit boards.

printed circuit board

### T-L 5V 1A Supply \$9.95 Per Kit

This is a standard TTL power supply using the well known LM309K regulator. It provides a solid 1 AMP of current at 5 volts. We try to make things easy for you by providing everything you need in one package, including the hardware for only

### PROTO BOARD 6 \$15.95

(6 long x 4 wide)

Part No.	Dimensions	Price
PB100	4.5 x 6	\$ 19.95
PB101	5.8 x 4.5	29.95
PB102	7 x 4.5	39.95
PB103	9 x 6	59.95
PB104	9.5 x 8	79.95
PB203	9.75 x 6 1/2 x 2 1/4	80.00
PB203A	9.75 x 6 1/2 x 2 1/4	129.95 (includes Power Supply)

### PROTO CLIPS

Part No.	Price
14 PIN	\$4.50
16 PIN	4.75
24 PIN	8.50
40 PIN	13.75





### COMPU/TIME offers

## COMPU/TIME CT 100

**Real Darn Clever Enhancement to users of IMSAI/ALTAIR Microprocessors**

**\$100 BUS COMPATIBLE**

### TIME & CALENDAR

COMPU/TIME CT100 \$199 Kit **\$245 Assembled**  
 COMPU only C101 \$149 Kit **\$189 Assembled**  
 TIME only T102 \$185 Kit **\$205 Assembled**  
 COMPU/TIME PC Board only **\$ 80**

## MM16 EPROM

- Utilizing up to 16 2708 EPROMS
- S-100 Bus Computer Systems
- Memory capacity of 8K or 16K bytes by DIP
- 8K boundary addressing by DIP Switch
- 0 to 4 wait cycles by DIP Switch
- Data output address input lines fully buffered
- Hi-grade glass-epoxy with plated-thru holes
- Epoxy solder masked

# \$99.00

**FCS 8000A** — 3 1/2 Digit 8 Display  
 NEW 75 pin version with color & sum on indicators

**1228**  
 FRONT VIEW: 15C8000  
 SPECIAL \$3.75 ea.  
 MAXIMUM FORWARD CURRENT: 75 mA

**SLIT-N-WRAP WIRE WRAP TOOL**

- Sits and opens insulation exposing bare wire
- No pre-cutting or pre-stripping
- Comes complete with two 100 ft spools #28 AWG wire

Model P180 **\$24.50**

**Vector Plugboards 8800V**

Universal Microcomputer/Processor plugboard use with S-100 bus complete with heat sink & hardware 5.3 x 10 x 1/16

# \$19.95

## CHANNEL F

**\$129.95**

- Freeze Action • Speed Option
- Automatic time and scorekeeping
- Battery-free AC operation
- Dual controls with B-way action
- Built-in Pro Hockey and Tennis games
- Easy hook-up on any B/W or Color TV
- Factory warranty

Channel F — additional cartridges — **\$17.95 ea.**

0813 — Backgammon (1 or 2 players)  
 0814 — Spittle (1 or 2 players)  
 0815 — Drag (1 or 2 players)  
 0816 — Magic Numbers  
 0817 — Chess (2 players)  
 0818 — Maze (2 players)  
 0819 — Baseball (2 players)

### D-SUB CONNECTORS

NO. PINS	PART NO.	PRICE	COVER PRICE
9	DE 9P	1.49	1.25
9	DE 9S	2.15	
15	DA 15P	2.11	1.50
15	DA 15S	3.10	
25	DB 25P	3.00	1.50
25	DB 25S	4.00	
37	DE 37P	4.14	2.00
37	DE 37S	6.00	
50	DD 50P	5.40	2.25
50	DD 50S	8.00	

### EDGE CONNECTORS

NO. PINS	TYPE	PRICE	COVER PRICE
20	DUAL 10 PIN	GOLD	5.50
30	DUAL 15 PIN	GOLD	7.50
44	DUAL 22 PIN	GOLD	1.95
44	DUAL 22 PIN	GOLD	2.50
80	DUAL 40 PIN	GOLD	4.95
86	DUAL 43 PIN	GOLD(6800)	5.00
100	DUAL 50 PIN	GOLD(IMSAI/ALTAIR)	4.25
100	DUAL 50 PIN	GOLD(IMSAI/ALTAIR)	4.95
100	DUAL 50 PIN	AT 1.4	3.50
100	DUAL 50 PIN	TIN (1 SPACING)	3.25

ALTAIR/IMSAI CARD GUIDES 25¢ EACH

### CLOCK CHIPS

MM5309	6 Digit BCD Outputs	Reset Pin	\$9.95
MM5311	6 Digit BCD Outputs	12 or 24 Hour	4.95
MM5312	6 Digit BCD Outputs	1 PPS Output	4.95
MM5314	8 Digit 12 or 24 Hour	50 or 80 Hz	4.95
MM5316	4 Digit Alarm	PPS Output	6.95
MM5318	Valid Check Chip	For Use With MM5314	\$9.95
CT7801	8 Digit Calendar	Alarm 12 or 24 Hour	

### IC SOCKETS

Le Pro-Mo-Border Tin

Wire Wrap	1-24	25-99	100-999	1K
10	39	36	32	26
14	34	33	31	29
16	36	34	32	30
20	40	38	34	34
22	42	40	36	36
24	44	42	38	38
26	46	44	40	40
28	48	46	42	42
30	50	48	44	44
32	52	50	46	46
34	54	52	48	48
36	56	54	50	50
38	58	56	52	52
40	60	58	54	54
42	62	60	56	56
44	64	62	58	58
46	66	64	60	60
48	68	66	62	62
50	70	68	64	64
52	72	70	66	66
54	74	72	68	68
56	76	74	70	70
58	78	76	72	72
60	80	78	74	74
62	82	80	76	76
64	84	82	78	78
66	86	84	80	80
68	88	86	82	82
70	90	88	84	84
72	92	90	86	86
74	94	92	88	88
76	96	94	90	90
78	98	96	92	92
80	100	98	94	94
82	102	100	96	96
84	104	102	98	98
86	106	104	100	100
88	108	106	102	102
90	110	108	104	104
92	112	110	106	106
94	114	112	108	108
96	116	114	110	110
98	118	116	112	112
100	120	118	114	114
102	122	120	116	116
104	124	122	118	118
106	126	124	120	120
108	128	126	122	122
110	130	128	124	124
112	132	130	126	126
114	134	132	128	128
116	136	134	130	130
118	138	136	132	132
120	140	138	134	134
122	142	140	136	136
124	144	142	138	138
126	146	144	140	140
128	148	146	142	142
130	150	148	144	144
132	152	150	146	146
134	154	152	148	148
136	156	154	150	150
138	158	156	152	152
140	160	158	154	154
142	162	160	156	156
144	164	162	158	158
146	166	164	160	160
148	168	166	162	162
150	170	168	164	164
152	172	170	166	166
154	174	172	168	168
156	176	174	170	170
158	178	176	172	172
160	180	178	174	174
162	182	180	176	176
164	184	182	178	178
166	186	184	180	180
168	188	186	182	182
170	190	188	184	184
172	192	190	186	186
174	194	192	188	188
176	196	194	190	190
178	198	196	192	192
180	200	198	194	194
182	202	200	196	196
184	204	202	198	198
186	206	204	200	200
188	208	206	202	202
190	210	208	204	204
192	212	210	206	206
194	214	212	208	208
196	216	214	210	210
198	218	216	212	212
200	220	218	214	214
202	222	220	216	216
204	224	222	218	218
206	226	224	220	220
208	228	226	222	222
210	230	228	224	224
212	232	230	226	226
214	234	232	228	228
216	236	234	230	230
218	238	236	232	232
220	240	238	234	234
222	242	240	236	236
224	244	242	238	238
226	246	244	240	240
228	248	246	242	242
230	250	248	244	244
232	252	250	246	246
234	254	252	248	248
236	256	254	250	250
238	258	256	252	252
240	260	258	254	254
242	262	260	256	256
244	264	262	258	258
246	266	264	260	260
248	268	266	262	262
250	270	268	264	264
252	272	270	266	266
254	274	272	268	268
256	276	274	270	270
258	278	276	272	272
260	280	278	274	274
262	282	280	276	276
264	284	282	278	278
266	286	284	280	280
268	288	286	282	282
270	290	288	284	284
272	292	290	286	286
274	294	292	288	288
276	296	294	290	290
278	298	296	292	292
280	300	298	294	294
282	302	300	296	296
284	304	302	298	298
286	306	304	300	300
288	308	306	302	302
290	310	308	304	304
292	312	310	306	306
294	314	312	308	308
296	316	314	310	310
298	318	316	312	312
300	320	318	314	314
302	322	320	316	316
304	324	322	318	318
306	326	324	320	320
308	328	326	322	322
310	330	328	324	324
312	332	330	326	326
314	334	332	328	328
316	336	334	330	330
318	338	336	332	332
320	340	338	334	334
322	342	340	336	336
324	344	342	338	338
326	346	344	340	340
328	348	346	342	342
330	350	348	344	344
332	352	350	346	346
334	354	352	348	348
336	356	354	350	350
338	358	356	352	352
340	360	358	354	354
342	362	360	356	356
344	364	362	358	358
346	366	364	360	360
348	368	366	362	362
350	370	368	364	364
352	372	370	366	366
354	374	372	368	368
356	376	374	370	370
358	378	376	372	372
360	380	378	374	374
362	382	380	376	376
364	384	382	378	378
366	386	384	380	380
368	388	386	382	382
370	390	388	384	384
372	392	390	386	386
374	394	392	388	388
376	396	394	390	390
378	398	396	392	392
380	400	398	394	394
382	402	400	396	396
384	404	402	398	398
386	406	404	400	400
388	408	406	402	402
390	410	408	404	404
392	412	410	406	406
394	414	412	408	408
396	416	414	410	410
398	418	416	412	412
400	420	418	414	414
402	422	420	416	416
404	424	422	418	418
406	426	424	420	420
408	428	426	422	422
410	430	428	424	424
412	432	430	426	426
414	434	432	428	428
416	436	434	430	430
418	438	436	432	432
420	440	438	434	434
422	442	440	436	436
424	444	442	438	438
426	446	444	440	440
428	448	446	442	442
430	450	448	444	444
432	452	450	446	446
434	454	452	448	448
436	456	454	450	450
438	458	456	452	452
440	460	458	454	454
442	462	460	456	456
444	464	462	458	458
446	466	464	460	460
448	468	466	462	462
450	470	468	464	464
452	472	470	466	466
454	474	472	468	468



# FORDHAM BEST BUYS

## CSC CONTINENTAL SPECIALTIES

### 100 MHz 8-Digit Counter

• 20 Hz 100 MHz Range • 6" LED Display • Fully Automatic  
• Includes 100 1PC clip-lead input cable: manual

**\$119.00**



### BK PRECISION 3 1/2-Digit Portable DMM

• Overhead Protected • Battery or AC operation • 3" high LED Display • Auto Zeroing

Model 2800

**\$85**

### TEICO 3 1/2 Digit DMM

• Flashing Over-Range Indicator • Auto Polarity • Overload Protected

Model 270 wired

Kit **\$65.00**

### NLS 15 MHz Mini Oscilloscope

• Battery or line operation • Automatic and line sync modes • Power consumption less than 15 W • Vertical Gain 0.01 to 50 volts/div 12 setting • External or internal trigger

Model MS-15

**\$246.50**

### SENCORE Portable Super Cricket Transistor & FET Tester

• Comes complete with AC Adapter, 396.85 Touch Probe Transistor, Manual synchrodes

Model TF 46

**\$195.00**

### LEADER Instruments Corp 20 MHz Dual Trace

• Add, subtract modes on CH 1 & CH 2 • Front panel X-Y operation • 17.5 nSec rise time

Model L80-508

Reg. \$789.95

**\$615.96** with accessories

### CSC Logic Probe

• Compact, circuit powered • Multi-family compatibility DTL/TTL/HTL/CMOS • Detects pulses as short as 50 nSec

Model LP-1

**\$40.00** complete

### Logic Monitor

• Automatically displays static and dynamic logic • Works with DTL, HTL, TTL and CMOS • 16 LED display • Circuit powered design

Model LM-1

**\$67.50** complete

### Transistor Tester

• 9 volt battery included • Movable base pin conforms to TO-18, TO-18 and small "in line" leads • Tests transistors in or out of circuit • Operates on contact • Clear speaker tone, no visual observations to make

Model 100

**\$22.00**

### Weller Xcelite Service Master Tool Kit

• Attache Style Tool Cases • Roll Kit

Model 99SM

**\$39.95**

Model TC 100/ST

Reg. \$283.00

**\$239.50**

Model 99PR

**\$13.95**

### Voltage Spike Protector

• Limits voltage transients that might damage equipment. Plugs into any 120 volt grounded AC

Model GESP-752

**\$7.95**

### WAHL Cordless Soldering Irons

• The Original ISO-TIP

Model 7500

**\$17.95** 1-2 units

**16.00** 3 or more

### WAHL NEW ISO-TIP "Quick Charge"

• 12 units • 3 or more

Model 7800

**\$27.95** • **\$26.95**

### CSC QT Sockets & Bus Strips

QT Type	#sockets	price
01-595	590	12.50
01-598	bus strip	2.50
01-475	470	10.00
01-478	bus strip	2.25
01-355	350	8.50
01-358	bus strip	2.00
01-185	180	4.75
01-125	120	3.15
01-85	80	3.25
01-75	70	3.00

### LEDU Econo-Lamp

• Colors: Red, yellow, blue, black, oyster white U.L. listed

Model XL-334A

**\$14.95**

### The Hobby Wrap Wire Wrapping Tool

• Battery Operated (not included) • Wraps 30 AWG wire onto std GIP sockets (1025) • Complete with built-in bit and sleeve

Model BW-630

**\$32.00**

### Magnifier LAMP 700 Series

• Precision ground and polished magnification lens • Uses 22W T9 Circine Fluorescent

Model MG 10A

**\$42.50**

### Call TOLL FREE (800) 645-9518

• For N.Y. State call (516) 752-0050 • Before you buy test equipment - any make or model - check our prices

## FORDHAM

855 Conklin St. Farmingdale, N.Y. 11735  
New York, State residents add approx sales tax  
Add \$3.00 for shipping and insurance (continental USA only)


**B&F Video Monitor**

12" DIAGONAL  
NEW CRT INSTALLED  
CCTV - Computer

Used checked-out monitors outfitted with brand new 12" CRT. Solid state monitors will display 80 characters x 16 lines. Std. comp. video signal input, SO-239 connector, 115VAC. Qty. Ltd. Great for your CCTV or Micro Computer!

Sh. Wt. 40 Lbs. . . . . 8A30200 . . . \$98.88 each

## THE "ODDBALL" SPEAKER KITS



These oddball systems were designed for direct dispersion of the high freq and wide dispersion of the low tones. Cabinet measures 17 x 10 1/2 x 9 1/2" deep. Kit includes: 2-cabinets; 2" woofer; 2.4" dome tweeters; crossovers; grill cloth & instructions. Assembled systems deliver freq. resp of 30 to 20,000 Hz. Buy the complete kit or just the cabinets!

COMPLETE KIT - Order No. 7ZU70242  
Sh. Wt. 35 Lbs. . . . . \$49.50/pair  
CABINETS Only . . . . . 70B70200  
Sh. Wt. 25 Lbs. . . . . \$25.00/pair

MORE SPEAKER KITS AVAILABLE  
SEND FOR FREE CATALOG!

## SPEAKER SYSTEMS DELUXE KIT

Enclosure is clad with walnut-grain vinyl, & measures 21x12x8". Ac. accommodates an 8" woofer, 4" dome tweeter, plus a 3" port. Parts include cabinets & speaker

(already mentioned), hardware, damping, crossovers and instructions. Cabinets available separately. A fantastic buy - these systems would cost \$198/pair if store-bought. Quality need not be expensive! Now with foam grille.

COMPLETE KIT: Wt. 45 Lbs. . . 7ZU70263 **\$69.50/pair**  
CABINETS ONLY: Wt. 30 Lbs. . . 70B70197 . . \$25.00/pair

## Stereo Power Amp KIT

16 WATTS RMS Total  
2 audio amplifiers, each on PC board with all components soldered on. . . . . you simply attach line cord and wires from transformer to amps. Add case, inputs and controls for a neat stereo amp. Kit includes 2-power amps, transformer, line cord and instructions. Qty. Ltd.

Sh. Wt. 3 Lbs. . . 7EU70464 **\$12.88**

Send orders to:  
**B&F ENTERPRISES**  
Dept. P-6  
119 FOSTER STREET  
PEABODY, MA. 01960  
Tel. Orders (617) 531-5774  
WHERE SURPLUS REIGNS SUPREME

USE YOUR BA-MC OR AE FOR TELEPHONE ORDERS. NO C.O.D.'S PLEASE.  
Please add POSTAGE - UPS or Parc. Post.  
CIRCLE READER SERVICE CARD FOR FREE JUMBO CATALOG  
CIRCLE NO. 6 ON FREE INFORMATION CARD

# INTEGRATED ELECTRONICS

5100 El Camino Real, Los Altos, CA 94022. (415) 969-7827

74LS00	25	TTL 74LSXX	74LS253	170
74LS01	25	JUNE SPECIAL - guaranteed prime parts	74LS257	170
74LS02	25	74LS74 .45	74LS258	175
74LS03	25	74LS75 .63	74LS259	200
74LS04	32	74LS76 .47	74LS261	3.25
74LS05	32	74LS78 .40	74LS266	.75
74LS08	30	74LS83 1.65	74LS273	2.75
74LS09	36	74LS85 1.90	74LS279	.75
74LS10	30	74LS86 .47	74LS283	1.60
74LS11	33	74LS90 .86	74LS280	1.60
74LS12	35	74LS91 1.30	74LS293	1.60
74LS13	65	74LS92 1.10	74LS295	2.00
74LS14	150	74LS95 1.45	74LS298	2.00
74LS15	33	74LS96 1.85	74LS299	7.00
74LS20	27	74LS107 .56	74LS324	2.25
74LS21	33	74LS109 .56	74LS325	1.85
74LS22	33	74LS112 .56	74LS365	.95
74LS26	37	74LS113 .54	74LS366	.95
74LS27	35	74LS114 .54	74LS367	.95
74LS28	38	74LS122 .90	74LS368	.95
74LS30	30	74LS123 1.20	74LS374	2.25
74LS32	35	74LS124 2.00	74LS375	1.25
74LS33	39	74LS125 1.00	74LS377	3.25
74LS37	39	74LS126 1.00	74LS378	2.35
74LS38	39	74LS132 1.20	74LS379	2.25
74LS40	37	74LS136 .56	74LS386	.95
74LS42	120	74LS138 1.20	74LS390	3.75
74LS47	1.25	74LS139 1.20	74LS393	2.75
74LS48	1.45	74LS148 1.60	74LS395	2.85
74LS49	1.45	74LS151 1.20	74LS399	2.60
74LS51	38	74LS153 1.20	74LS490	3.75
74LS54	23	74LS155 1.25	74LS668	2.25
74LS55	28	74LS156 1.60	74LS669	1.85
74LS73	47	74LS157 1.40	74LS670	3.95

21 L02 - Guaranteed prime \$1.50, 10 up  
±3 digit A/D LD 150 \$6.50

Minimum order \$5.00 US currency. Check or money order only. Add 5% to cover shipping and handling charges. Calif. residents add 6% sales tax. Santa Clara Co. residents add 6.5% sales tax.

CIRCLE NO. 63 ON FREE INFORMATION CARD

CIRCLE NO. 29 ON FREE INFORMATION CARD








# BEST BUYS

## OUR BEST SELLER: ECONORAM II™

S-100 compatible 8Kx8 in a cost-effective package. All lines buffered, fast, low power, unique configuration as two 4K blocks, handles DMA, and many other features... packed on a high quality board and using high quality parts (all sockets included). Totally static design.

See the 1/78 issue of Kilobaud for an in-depth evaluation, or send SASE to "KB Reprint" and we'll send you a copy... or better yet, talk to somebody who owns one.


Kit: \$135.00; 3 kits: \$375.00;  
Assembled: \$155.00



## H8 COMPATIBLE ECONORAM VI™ KIT


12Kx8 for the H8, with the same features that have made Econoram the name in S-100 buss memory. Static design, buffering, plus all sockets and bypass caps are already soldered in place so you can get right into the best part of kit building.

Kit form: \$235.00



## NEW! 16K ECONORAM IV™ KIT

S-100 compatible 16Kx8 memory. Static design, current under 2000 mA, manual write protect switches for 4K blocks, can be used with or without phantom line... and it actually costs less than dynamic equivalents!



## COMING SOON: 24K ECONORAM VII™ KIT

Just around the corner for the S-100 buss... we think you'll like it. All the regular features of our static Econorams, plus some extras. It's static, it's 24K, it's an Econoram... watch for it!

**PLUG FROM BILL:** There's more to life than computers... like music. Craig Anderton, noted author and designer of our Musikit products, has produced a cassette tape of original music that is distributed by our friends at PAIA Electronics (1020 W. Wilshire, Oklahoma City, OK 73116; \$6.45 ppd). In addition to hearing our Musikits in action, you get to hear some really good modern music. We like it... you probably will too.

**TERMS:** Please allow up to 5% for shipping, excess refunded. Californians add tax. COD orders accepted with street address for UPS. For VISA/MasterCharge orders call our 24 hour order desk at (415) 562-0636. Prices good through cover month of magazine.

**FREE FLYER:** These are just a few of the items we carry for the computer enthusiast. We also stock a broad line of semiconductors, passive components, and hobbyist items. We will gladly send you a flyer describing our products upon receipt of your name and address.

# GODBOUT

BILL GODBOUT ELECTRONICS  
BOX 2355, OAKLAND AIRPORT, CA 94614

CIRCLE NO 25 ON FREE INFORMATION CARD

## Electronic Warning Flasher Kit

This battery operated device continuously emits bursts of intense light. Great safety device for bicycle riders, skiers, hikers, boaters & campers. Comes complete w/ all electronic parts, quality glass-epoxy P.C. board & easy to understand instructions. Uses high output xenon flash tube which flashes 2 times per second when batteries are fresh. Operates continuously for 12 hours on 2 alkaline "C" batteries. You need only to supply the batteries and, if desired, a battery holder & case.

C23207 \$6.95  
(3 for \$18.00)

<b>Strobe Light Kit</b> COMPLETE KIT CONTAINS all electronic parts, quality glass-epoxy P.C. board & easy to understand instructions. Uses high output xenon flash tubes on 11.7 VAC. \$7.50 ea.	<b>6 MV TRIGGER COILS</b> 2 for \$1 required to fire xenon flash tubes	<b>Green Neon</b> Same as NE2 but glows GREEN. Operates on 120V. 6 for \$1.00
<b>LIQUID CRYSTAL WATCH DISPLAY</b> WITH SPECS \$1.25 MOTOROLA MC 6501	<b>SLIDE SWITCH ASSORTMENT</b> 20 \$1.00	<b>MV109 TUNING DIODE</b> 2 for \$1.00
<b>LASCAR 200 VOLT .3 AMP.</b> C22063 4 for \$1.00	<b>MICRO-MINIATURE ROTARY SWITCH 1 POLE, 8 POSITION</b> 79¢	<b>HONEYWELL STROBE 14" SHUTTER CORD</b> \$1.00

## Electronic Flash Unit

Guide no 28 ASA 75. These were to be installed in cases but the final assembly was never completed. You get a complete working flash unit. Operates on 2 AA night batteries. You need only supply a shutter cord, battery holder & batteries. If desired, some sort of case. Appx overall size of circuit board, reflector & capacitor 3" x 2 1/2" x 1 1/2".

\$3.95 C22867

<b>PHOTOFLA/H CAP/</b> 350 mf 330V 100 720 mf 360V 150 520 mf 500V 200	<b>REFLECTOR</b> Metal matte finish round reflector for electronic flash strobes. Blue lights etc. 3 3/4" Dia x 1 7/8" \$2.00
<b>STROBE TUBE ASST.</b> Brand new factory prime strobe tubes. Assortment of 5 strobe tubes, w/ schematics \$2.00 C23280	<b>5V REED RELAY SPST</b> \$1.00 <b>5V REED RELAY SPCT</b> 1.50 <b>JUMBO YELLOW LED</b> 5/S1.00 <b>7EL05 5V REG.</b> 5/S1.00

**CHANEY electronics**  
P.O. BOX 27038, DENVER, CO 80227 Ph. 303/781-5750

Send for our FREE GIANT CATALOG of unique items!!!!

CIRCLE NO 10 ON FREE INFORMATION CARD

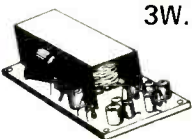
## MORE NEW ITEMS!

### JUMBO LED READOUT ARRAY



By Bowmar. .5 in. character common cathode. Designed for use with multiplexed clock chips 4 digits in 1 pack!

\$1.95 LIMITED STOCK



### 3W. AUDIO AMP

\$3.95  
2 1/2" x 3"

Assembled & tested. Not a kit. Has tapped output for either 4, 8 or 16 OHMS. With schematic.

### NATIONAL SEMICONDUCTOR SIX DIGIT ALARM CLOCK CHIP

National's second generation clock chip. 24 Pin Dip. Super easy to use.

**FEATURES**  
12 HOUR DISPLAY • 24 HOUR ALARM  
4 OR 6 DIGITS • ALARM TONE OUTPUT  
SMOOTH ALARM • EASY LED INTERFACE  
POWER FAIL IND. • BRIGHTNESS CONTROL  
AM/PM INDICATION • SINGLE POWER SUPPLY  
FAST AND SLOW SET • LOW POWER

\$1.95 each  
COMPARE AT TWO OR THREE TIMES OUR PRICE!

WE SUPPLY FULL DATA. SPECS

MM5375AA

HUGE SPECIAL PURCHASE!

### SPECIAL OFFER!

With purchase of Clock Chip at left. T-1 COMMON ANODE LED READOUTS = T1L 312 33 INCH. HIGH EFFICIENCY! A PERFECT MATE.

59¢ ea.  
BUILD YOUR OWN CLOCK!  
WE SUPPLY DATA!

### MOTOROLA 7805R Voltage Regulator

Same as standard 7805 except 750 MA output. TO-220. 5VDC output. 44¢ each 10/\$3.95

### MOTOROLA 4K RAM's — 99¢ EACH (WITH DATA)

A major U.S. computer mfg removed these parts from PC boards, then retested them to full specs. Best Memory Buy in the U.S.A. 4096 x 1 Bits. One of the easiest Dynamic RAM's to use. A complete memory board design using these chips is detailed in the MOTOROLA M6800 APPLICATIONS MANUAL starting on page 4-70. The 6605 is the popular 22 Pin Dip.

8 FOR \$6.95

(4096 WORDS OF RAM)

SURPLUS BUY OF THE DECADE!

MCM6605  
470 NS  
GUARANTEED!

### EXPERIMENTER'S CRYSTAL



262 144KHZ. This frequency is 2 to the 18th power. Easily divided down to any power of 2 and even to 1Hz. New by CTS-Knight. A \$5 value!

\$1.25 each

### LED IC Counter Kit

You Get: 1—7490, 1—7475; 1—7447; 1—Led Readout. All this for \$1.99 (Led Readout is famous SLA-1. .33 in. By Opcoa.)

**FAIRCHILD JUMBO READOUTS**  
.5 inch Char. High Efficiency!  
FND-503-Common Cathode  
FND-510-Common Anode  
YOUR CHOICE 69¢  
10 FOR \$5.75

**DISC CAPACITORS**  
.1 MFD 16V. P.C. leads. Most popular value! By Sprague.  
20 for \$1.00

**Full Wave Bridge**  
4 Amp 200 PIV  
69¢ ea. 10/\$5.75

**MALLORY POWER SUPPLY CAPACITOR**  
1500 MFD 16 WVDC  
3/\$1.10 10/\$2.95  
FACTORY FRESH! SMALL SIZE

**2N3904-House No.**  
TO-92. NPN.  
VCEO-45.  
HFE 100 to 300  
10 for \$1.00

**Jumbo Red Leds**  
New by G.E. Like MV5024. Number SSL-22.  
6/\$1. 25/\$3.75

**Motorola PNP Power!**  
2N4905 TO-3 case. 90W. VCEO-60 HFE-100 max. at 25A Good mate for the 2N3055 PRIME!  
75¢ ea. 4/\$2.50

**GE POWER TRIAC**  
SC 146D. House #.  
10 AMPS 400 PIV  
TO-220 CASE 75¢ ea.  
4 FOR 2.50

**LS SERIES TTL**  
74LS00-33¢ 74LS74-49¢  
74LS02-35¢ 74LS90-69¢  
74LS04-35¢ 74LS138-89¢  
74LS08-35¢ 74LS154-1.49  
74LS10-33¢ 74LS175-1.10  
74LS20-33¢ 74LS367-75¢  
74LS73-49¢ 74LS368-85¢

**Motorola Quad Op-Amp MC3401.** Pin for Pin Sub for popular LM3900.  
3/\$1.00

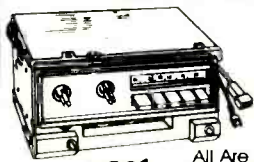
## Digital Research Corporation

(OF TEXAS)  
P. O. BOX 401247 A GARLAND, TEXAS 75040 • (214) 271-2461

**TERMS:** Orders under \$15, add 75¢. No COD's. We accept VISA, MasterCard and American Express Cards. Money Back Guarantee on all items! Texas Residents add 5% Sales Tax. WE PAY POSTAGE!




## PUSHBUTTON AM AUTO RADIO



AU-580  
**899**

Reg. ~~10<sup>99</sup>~~

- All Are Brand New
- Mounts In Or Under Dash
- 12 VDC Negative Ground



## 8-TRACK AUTO STEREO PLAYER

**1999** • Enjoy Your Favorite Music In Car, Van, Etc.  
AU-428

Reg. ~~24<sup>99</sup>~~



TA-879

## 60 MINUTE BLANK CASSETTES

**79c**

- Less Than 1c Per Minute
- Ideal for Voice or Music

Reg. ~~1<sup>00</sup>~~  
Pkg. of 3

AC Adapt. 117V to 6, 7.5 & 9VDC. BA-159	3.99
CB Gutter Mount Antenna. AA-929	6.99
CB Trunk Mount Antenna. AA-999	5.99
"Message Minder" Tape Recorder As-Is. RA-731	7.99
"Bib" Groove Klean Record Cleaner. HF-604	1.99
500' Hookup Wire Kit. WW-579	1.99
Volume Controls, Pkg. of 12 Assorted. VC-274	59c
Capacitors, Low Voltage Elect. 50 Pcs. CD-407	1.79
Terminal Strips, Solder Type, 40 Assorted. XM-501	69c
Resistors, 100 Assorted Carton. RR-077	79c
2" PM Speaker, 8-10 Ohm. 2 for 1.00. SS-295	79c
8-Track Tape, 40 Minute. TA-907	49c
Earphones, 8 Ohm, Less Cord. Pkg. of 4. PH-405	49c
Singer 12 Digit MOS Calculator Chip With Data. XM-635	1.79
UMF Varactor Tuner With Data Sheet. XM-676	1.49
Ceramic Capacitors, Pkg. of 100. CC-211	1.00
RED LED, 2 Volt, 10mA. Pkg. of 5. PL-233	1.00
LCD 3 1/2 Digit Display. XM-371	2.79
709 High Gain OP AMP. RE-131	79c
Deluxe Stereo Headphones. PH-460	2.99
Cassette Lapel Mike, 3.5mm Plug. MM-174	1.00
Slidemount For Auto Stereo or CB. AU-149	1.99
6 to 12 Volt DC Converter, 6V. Acc. On 12V. Batt. AU-297	4.99
4000 RPM 117V. AC/DC Motor. MO-395	1.29
18 RPM Geared Motor, 120VAC. MO-409	1.59
TV Tuner Motor, 14 RPM, 120VAC. MO-392	1.59
3" Fan and 120VAC Motor. MO-416	2.49
3 1/2" Digit L-C Display. XM-371	3.75
Sperry 9 Digit Display, 180VDC. XM-643	1.00
20 Key Calculator Keyboard. XM-339	1.50
T1 Desk Calculator Keyboard. XM-523	1.00
Assorted Knobs, Kit of 25. KN-030	69c
3" 7 Seg. L.E.D. Comm. Anode. Green. XM-341	1.39
3" 7 Seg. L.E.D. Comm. Anode. Red. XM-370	1.39
100 MFD. Elect. Capacitor, 50 VDC. CC-216	99c
12K Ohm Globar Resistor. RS-241	59c
Mini Poly-Styrene Caps. 500 pf @ 125V. Pkg. of 5. CC-234	59c
Mini Poly-Styrene Caps. 1000 pf @ 125V. Pkg. 5. CC-235	59c
12 Digit Calculator IC Chip, Data Incl. XM-330	1.49
2" Waterproof Speaker, 8 Ohms. SP-471	1.49
80-40-20 MFD @ 50V. Elect. Cap. CC-144	59c
100-150 MFD @ 150-50V Elect. Cap. CC-213	59c
3VDC Buzzer, 1 1/2" Diameter. XM-756	59c
Wire Terminal Lug, 50 Pcs. Solderless. XM-735	99c

OFFER GOOD ONLY IN THE CONTINENTAL U.S.


**Olson electronics**  
260 S. Forge St.  
Dept. IC Akron, Ohio 44327

NAME _____			
ADDRESS _____			
CITY _____		STATE _____	ZIP _____
Qty.	Stk. #	Description	Price Ea. Total

**FREE**  Please Send Catalog  Tax  Postage  TOTAL \_\_\_\_\_

CIRCLE NO 42 ON FREE INFORMATION CARD

# EDMUND SCIENTIFIC



## SAVE OVER 40% DELUXE AM/FM WALL RADIO

Great surplus buy saves you over 40% on brand new AM/FM Deluxe Wall Radio w/handsome silver/black control panel. Mount anywhere den, kitchen, bedroom, office, workshop. Self-cont. Philco-Ford radio chassis (1 1/4"x3 1/8"x3 1/2") w/11 transistors, vol. control, AM/FM hi sensitivity tuner, AFC 2 3/4" dia. speaker, 7 1/2" 110V AC cord. Orig. cost \$30 ea. Buy several now.

No. 72,275 AV (READY TO PLAY!) **\$17.50** Ppd.


## SUPER QUALITY 10X MAGNIFIER



This Hastings triplet is possibly the most favored pocket magnifier today. Full 10X, color-corrected, flat-field, cemented lens system. Great for jewelers, collectors, engravers, hobbyists, etc. Mtd. in aluminum cell, chrome plate case, 3/4" x 1 1/4" closed; clear lens dia. 1/2"

No. 30,344 AV **\$12.95** Ppd.

## 25 POUNDS OF PULL FOR ONLY \$2.50



This mighty ceramic magnet is powerful enough for most uses, yet small enough to fit in your pocket (only 3-1/8"). Great for metal pick-up jobs, mounting maps and charts...even "magnetic fishing" with a string! Convenient handle lets you carry things with ease. What a buy!

No. 40,847 AV **\$2.50** Ppd.

## SEND FOR FREE CATALOG

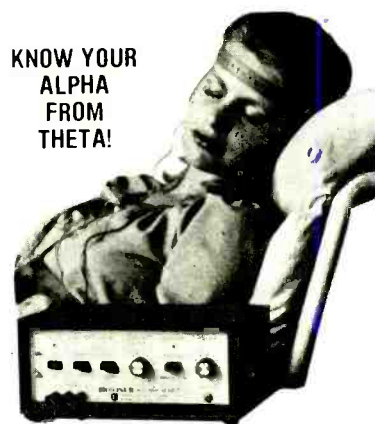


EDMUND SCIENTIFIC CO., Dept. AV12  
Edscorp Bldg., Barrington, N.J. 08007

GIANT 164 Pg. Catalog packed with unusual bargains.

Name \_\_\_\_\_  
Address \_\_\_\_\_  
City \_\_\_\_\_ State \_\_\_\_\_ Zip \_\_\_\_\_  
(Please Print)

## KNOW YOUR ALPHA FROM THETA!



For greater relaxation & concentration, monitor your Alpha/Theta brainwaves with audio or visual signals on Biosone II. Features of \$200-up units. 3 feedback modes! 4 lb.

No. 1668 AV (9 1/2"x5 5/8"x4 1/4") **\$149.95** Ppd.

No. 71,809 AV (FOR BEGINNERS) **\$59.95** Ppd.

## GET PROFESSIONAL TIMING ACCURACY WITH THIS LOW-COST LED STOPWATCH



Used at AAU, NCAA, and the Olympics this two function stopwatch times single segments of events with time in/out delays. Press the button and stopwatch displays time action stopped - then resumes with next button press. Accurate to 1 sec./yr.; bright LED display reads to 59.99. runs on disposable batts. (incl.) lanyard, 1-yr. warranty.

No. 1695 AV **\$39.95** Ppd.

## Mail Coupon Today

EDMUND SCIENTIFIC CO., Dept. AV 11  
Edscorp Bldg., Barrington, N.J. 08007

Enclosed please find check/M.O.  
Charge My  Amer. Exp.  BAC/VISA  MC

Card # \_\_\_\_\_ Interbank # \_\_\_\_\_ Exp. Date # \_\_\_\_\_

Qty	Stock No	Unit Price	Total

(Please Print) N.J. residents add 5% Handling Service **\$1.00**  
Total \_\_\_\_\_

Name \_\_\_\_\_  
Address \_\_\_\_\_  
City \_\_\_\_\_ State \_\_\_\_\_ Zip \_\_\_\_\_  
(Please Print)

# Operation Assist

If you need information on outdated or rare equipment, a schematic, parts list, etc., another reader might be able to assist. Simply send a postcard to Operation Assist, POPULAR ELECTRONICS, 1 Park Ave., New York, NY 10016. For those who can help readers, please respond directly to them. They'll appreciate it! (Only those items regarding equipment not available from normal sources are published.)

**Chicago Industrial Instrument Co.**, model 531 tube and battery tester. Schematic diagram. **Atwater Kent model 44**. Schematic, source for tubes and power transformer. Patrick Stallings, Sr., 1307 Suffolk Dr., Austin, TX 78723.

**Crescent Industries, Inc.**, portable wire recorder. Service manual or any repair information. Dr. F. T. Lee, Dept. of Physics, University of Rochester, Rochester, NY 14627.

**Lafayette CAB** transceiver tester model J 0788. **Sylvania** type 132 oscilloscope. Schematic and manuals. J. Douglas Santefer, 5 Green Ave., Glen Falls, NY 12801.

**Precision Radiation Instruments, Inc.**, Model 107B professional geiger counter. Schematic and operator/instruction manuals. Harold Timmons, 1819 Hazel St., Gridley, CA 95948.

**Dumont 340** serial #4X72 oscilloscope. Need manual schematics or any information. Richard Gorton, Drawer B N-13, Patton, CA 92369.

**Westinghouse RA/DA** vintage radio. Schematic, parts or any information. J.A. Call, 1876 E. 2990 So., Salt Lake City, UT 84106.

**Supreme** model 333 tube tester. **Superior** model 450 tube tester. Schematic diagram, service manual or tube chart. M. Aaron, 3012 Center St., Oklahoma City, OK 73120.

**Lafayette HE-30** communications receiver. Conversion schematic needed. A. Plamondon, 339 Edinburgh Dr., Ridge, NY 11961.

**B&K TV Analyst** model 1075. Operation manual and schematic. Ron Patton, Country Ests. Pk-9B, Pratt, KS 67124.

**Paco** model C-20 register capacitor bridge. Need power transformer or entire inoperative unit for parts. Robert Pilcher, Box 548, Jackson, NJ 08527.

**Rheem Califone Corp.** duplex booth recorder model LP 901, serial #70703165 reel-to-reel tape recorder. Parts list, schematic and operator's manual. Michael Dulin, Box 38, McAdenville, NC 28101.

**Bendix** flightphone model PATR-10A. Manual, schematic. Joaquin A. Araujo, Box 11433, Dallas, TX 75223.

**Jackson** cathode ray oscilloscope. Model CRO-3. Schematic. R. Aggarwal, 1-D Bennet Pkwy., Hornell, NY 14843.

**Hycon** navy oscilloscope, model OS-8A/U. Schematics. J. Moskowitz, 18 Homer St., Brookline, MA 02146.

**Supreme** model 561 AF and RF combination signal generator. **Simpson** VTVM of era 1950-1960. Schematic and operating manual. Allen G. Fryou, 3735 Fairmont Dr., New Orleans, LA 70122.

**RCA AVQ-50** weather radio. Duplication manual, if original unavailable. Cecil K. Wells, Box 4-2889, Anchorage, AK 99509.

**Silvertone 25"** console color TV. Mfg. 1963. Schematic. Steve Miller, 131 Thelma Ave., Somerset, MA 02726.

**Bertrus** oscilloscope, model 41-168 serial #2. Alan Ritter, RR1 Box 126, Longdale, OK 73755.

**Hallcrafters** S40B schematic and manual. James F. Mayer, 24 Charter Oak Dr., Groton, CT 06340.

**Motorola** model U4GGT-TA236 transceiver. Schematic and instruction manual. Kenton Duncan, 622 N. Elm, Pacific, MO 63069.

**Fisher AM/FM** chassis, power transformer #T 686-115. Al Brier, 238 Lincoln St., Berkeley Heights, NJ 07922.

**Dumont Laboratories** Type 224-A oscilloscope. Schematic

and operating manual. Leonard Falba, 38 Bryson Mill Rd., New Castle, PA 16101.

**Lafayette** model Comstat 25A. Schematic and owner's manual. Kenneth Bracken, Route 2, Box 339, Mocksville, NC 27028.

**Eico** 753 tri-band SSB/AM/CW transceiver. Operation manual and schematic. Tony Renna, Box 391, Ft. Jones, CA 96032.

**Multi-Elmac** Trans-citer model AF-67 transmitter. Schematic and manual. Gary Cormier, 1411 S. Maple Ave., Green Bay, WI 54304.

**British Thompson Houston Co. Ltd.** amplifier model M2958, type 307. Need tubes UU9, 6F11, 6P26 and schematic. Allen Weist, c/o Hatchet Bay P.O., Eleuthera, Bahamas.

**Wings Goodyear Radio** model #778, schematic and service manual for replacement of parts. Jack Stowe, Apt-A-9 Hillcrest Dr., S.E., Mableton, GA 30059.

**RCA** No. 158 oscilloscope and **Jackson** 640 signal generator. D.E. Burgess, 4901 Mt. Etna Dr., San Diego, CA 92117.

**Dura** model Mach 10 electronic typewriter. Schematic. Paul Lennard, 3139 East Almond Ave., Orange, CA 92669.

**Heathkit** extended range 0-6 oscilloscope. Operation manual and schematic. Charles Van Dyke, 11231 Oak St., El Monte, CA 91731.

**Harman-Kardon** model 3-30 stereo receiver. Schematic and information on power transformer. Mike Welp, 1522 10th Ave. North, Ft. Dodge, IA 50501.

**Waterman Products** model S-15A pocketscope. Operation manual and any available information. Frank Sokotove, 3015 Graham Rd., Falls Church, VA 22042.

**RCA WV-98A** VTVM. Schematic. Paul Lombardi, 470 W. Fountain St., Providence, RI 02903.

**Metrotec** model TA-200 graphic stereo equalizer. Schematic. Duane Anderson, Rt. 2, Box 64, Leeds, ND 58346.

## Introducing Prime 4000 Series CMOS At Lowest Prices Anywhere

In our continuous effort to offer you all your components' needs, at lowest possible prices, this month we are introducing 4000-Series CMOS ICs. Besides this being one of the most complete selection of these devices, offered anywhere, as usual, we guarantee that these and every other item purchased from us, to be of Prime, First-Run quality with full manufacturers' markings.

<b>74xx TTL</b>	7480 .031	74181 .175	74LS42 .060	74LS192 .090	74S78 .058	74C48 .096	4007 .016	4086 .064
	7482 .050	74182 .075	74LS47 .075	74LS193 .090	74S112 .058	74C73 .062	4008 .074	4089 .275
	7483 .054	74184 .175	74LS48 .072	74LS194 .085	74S113 .058	74C74 .048	4009 .035	4093 .155
7400 .014	7485 .080	74185 .175	74LS51 .025	74LS195 .050	74S114 .058	74C76 .068	4010 .035	4099 .210
7401 .015	7486 .027	74188 .280	74LS54 .025	74LS196 .080	74S132 .075	74C83 .128	4011 .016	4104* .240
7402 .015	7489 .175	74190 .095	74LS55 .025	74LS197 .080	74S133 .038	74C85 .120	4012 .016	4503 .098
7403 .015	7490 .040	74191 .095	74LS57 .028	74LS221 .105	74S134 .038	74C86 .040	4013 .016	4507 .037
7404 .016	7491 .051	74192 .080	74LS74 .035	74LS251 .080	74S135 .049	74C89 .395	4014 .073	4510 .095
7405 .016	7492 .040	74193 .080	74LS76 .037	74LS253 .080	74S138 .077	74C90 .092	4015 .073	4511 .093
7406 .024	7493 .040	74194 .080	74LS78 .036	74LS257 .070	74S139 .150	74C93 .092	4016 .028	4512 .064
7407 .024	7494 .060	74195 .049	74LS83 .075	74LS258 .070	74S150 .047	74C95 .104	4017 .078	4516 .076
7408 .017	7495 .060	74196 .073	74LS85 .130	74LS259 .160	74S151 .125	74C107 .068	4018 .078	4518 .076
7409 .017	7496 .060	74197 .073	74LS86 .036	74LS260 .034	74S152 .210	74C151 .178	4019 .021	4519 .062
7410 .015	7497 .245	74198 .130	74LS90 .050	74LS266 .026	74S157 .075	74C154 .290	4020 .083	4520* .068
7411 .018	74107 .029	74199 .130	74LS92 .050	74LS279 .052	74S158 .125	74C157 .178	4021 .083	4527 .148
7412 .020	74109 .032	74251 .100	74LS93 .050	74LS283 .072	74S174 .150	74C160 .108	4022 .083	4528 .086
7413 .025	74121 .029	74279 .049	74LS95 .085	74LS290 .060	74S175 .145	74C161 .108	4023 .016	4532* .086
7414 .055	74122 .035	74283 .100	74LS107 .035	74LS295 .090	74S189 .275	74C162 .108	4024 .066	4539 .110
7416 .022	74123 .039	74290 .059	74LS109 .035	74LS298 .090	74S194 .175	74C163 .108	4025 .016	4555* .067
7417 .022	74125 .037	74293 .057	74LS112 .035	74LS365 .052	74S200 .325	74C164 .108	4027 .037	4556 .088
7420 .015	74126 .038	74298 .092	74LS113 .035	74LS366 .052	74S206 .325	74C165 .108	4028 .073	4582 .088
7421 .017	74132 .065	74365 .062	74LS114 .035	74LS367 .052	74S252 .095	74C173 .116	4029 .098	4584 .074
7423 .025	74141 .070	74366 .062	74LS115 .030	74LS368 .052	74S257 .115	74C174 .108	4030 .021	4702 .710
7425 .025	74145 .065	74367 .062	74LS125 .046	74LS386 .036	74S258 .115	74C175 .104	4031 .297	4703 .825
7426 .022	74147 .150	74368 .062	74LS126 .046	74LS390 .165	74S280 .225	74C192 .130	4034* .275	4704 .730
7427 .019	74148 .115		74LS132 .072	74LS393 .135	74S287 .320	74C193 .130	4035 .084	4705 .925
7430 .015	74150 .079	<b>74LSxx TTL</b>	74LS133 .034	74LS490 .110	74S289 .355	74C195 .110	4040 .086	4706 .975
7432 .023	74151 .059		74LS136 .035	74LS670 .229	74S300 .160	74C200 .750	4041 .064	4707* .925
7437 .021	74152 .059	74LS00 \$0.21	74LS138 .070		74S305 .190	74C221 .138	4042 .064	4708* 14.35
7438 .021	74153 .060	74LS01 0.27	74LS139 .070	<b>74Sxx TTL</b>	74S310 .285	74C201 .048	4043 .062	4710* .640
7439 .025	74154 .095	74LS02 0.21	74LS151 .065		74S312 .105	74C202 .048	4044 .062	4720 .695
7440 .015	74155 .065	74LS03 0.21	74LS152 .065	74S00 .0335	74S313 .155	74C203 .048	4046 .135	4721* .3135
7441 .070	74156 .065	74LS04 0.24	74LS153 .066	74S02 .035	74S316 .280	74C204 .048	4047 .145	4723 .093
7442 .038	74157 .059	74LS05 0.24	74LS154 .100	74S03 .035	74S341 .410	74C205 .600	4048 .095	4724 .129
7443 .055	74158 .059	74LS06 0.23	74LS155 .062	74S04 .036	74S342 .120	74C206 .048	4049 .033	4725 .129
7444 .055	74160 .079	74LS09 0.23	74LS156 .062	74S05 .036	74S343 .495	74C207 .048	4050 .033	40014 .072
7445 .055	74161 .079	74LS10 0.21	74LS157 .062	74S08 .038	74S346 .125	74C208 .096	4051 .089	40085 .147
7446 .062	74162 .079	74LS11 0.21	74LS158 .070	74S09 .038	74S362 .215	74C209 .178	4052 .089	40097* .054
7447 .057	74163 .079	74LS12 0.27	74LS160 .082	74S10 .035	74S387 .470	74C210 .600	4053 .089	40098* .054
7448 .080	74164 .079	74LS13 0.40	74LS161 .082	74S11 .038		74C214 .090	4060 .140	40106 .090
7450 .015	74165 .090	74LS14 .085	74LS162 .082	74S15 .038	<b>74Cxx TTL</b>	74C918 .116	4066 .054	40160 .108
7451 .015	74166 .095	74LS15 .026	74LS163 .082	74S20 .035		74C925 .760	4068 .034	40161 .108
7453 .015	74167 .320	74LS20 .023	74LS164 .098	74S22 .036	74C00 \$0.24	74C926 .760	4069 .026	40162 .108
7454 .015	74170 .185	74LS21 .023	74LS168 .083	74S30 .027	74C02 .024	74C927 .760	4070 .040	40163 .108
7459 .015	74173 .110	74LS22 .023	74LS169 .083	74S32 .050	74C04 .026	74C928 .760	4071 .019	40174 .108
7460 .015	74174 .085	74LS26 .031	74LS170 .160	74S40 .035	74C08 .075		4073 .021	40181 .064
7470 .027	74175 .075	74LS27 .026	74LS173 .100	74S51 .017	74C10 .024		4075 .021	40182 .064
7472 .024	74176 .069	74LS30 .023	74LS174 .075	74S60 .035	74C14 .090		4076 .016	40183 .064
7473 .024	74177 .070	74LS32 .030	74LS175 .079	74S64 .038	74C20 .025		4077 .046	40184 .064
7474 .024	74178 .120	74LS37 .031	74LS181 .250	74S65 .038	74C30 .024		4078 .035	40185 .064
7475 .045	74179 .120	74LS38 .031	74LS190 .090	74S74 .058	74C32 .025		4081 .019	
7476 .029	74180 .065	74LS40 .026	74LS191 .090	74S76 .058	74C42 .094		4085 .016	

### VOLUME DISCOUNT SCHEDULE

Merchandise Total	Discount
\$ 0.00-\$ 9.99	NET
\$ 10.00-\$ 24.99	LESS 5%
\$ 25.00-\$ 99.99	LESS 10%
\$ 100.00-\$ 499.99	LESS 15%
\$ 500.00-\$ 999.99	LESS 20%
\$ 1000.00 and up	LESS 25%

### STANDARD SHIPPING CHARGES

If your Merchandise Total is between:

\$ 0.00-\$ 4.99	add \$2.00
\$ 5.00-\$ 24.99	add \$1.48
\$ 25.00-\$ 49.99	add \$0.75
\$ 50.00-\$ 99.99	add \$0.50
\$ 100 and up	NO CHARGE

The above charges include shipping via First Class Mail or UPS (your choice), and insurance on all domestic shipments.

### SPECIAL SHIPPING CHARGES

COD	\$1.00-additional
UPS Blue	\$1.00-additional
Postal Insurance	\$1.00-additional
Special Delivery	\$1.25-additional

**INTERNATIONAL COMPONENTS CORPORATION**

P. O. BOX 1837  
COLUMBIA, MO 65201  
PHONE: (314) 874-1150

Items indicated by (\*) were in transit to us by the time that this ad copy was being prepared. Please inquire about availability.



READER SERVICE NO.	ADVERTISER	PAGE NO.
1	A P Products Incorporated	110
2	Active Electronic Sales Corp	119
3	Ancona Corp	118
4	Audio Discount Warehouse Audio-Technica U.S., Inc	24 12
6	B&F Enterprises	128
7	B&K Precision, Dynamic Corporation	6
8	Bearfinder, Inc	108
9	Byte	114
	CREI Capitol Radio Engineering Institute	102, 103, 104, 105
10	Chaney Electronics Cleveland Institute of Electronics, Inc	130 8, 9, 10, 11
11	Cobra, Product of Dynascan	SECOND COVER
12	Communications Electronics	112
14	Continental Specialties Corporation	40
16	Creative Computing Magazine	109
64	D R I	13
17	Delta Products, Inc	101
18	Digi-Key Corporation	117
19	Digital Group, The	91
20	Digital Research Corp	30
22	EICO	111
	ESS	138, THIRD COVER
23	Edmund Scientific Corp	131
24	Electro-Voice, Inc	36
	Electronic Distributors, Inc	129
	Electronic Systems	134
63	Fordham Radio Supply	128
62	Fluke	17
25	Godbout Elecs., Bill	130
26	Grantham College of Engineering	111
27	Hazeltine Corporation	95
5	Health Company	97
28	Hewlett-Packard	14, 15
29	IE Integrated Electronics	128
30	Illinois Audio	114
31	International Components Corp	132
	J B L	2
	JS&A National Sales Group	1
33	Jade Computer Products	126, 127
34	Jameco Electronics	124, 125
61	Lafayette Radio Electronics	FOURTH COVER
35	McIntosh Laboratory Inc	109
36	McKay Dymek Co	93
	Micro Computer Mart	113
37	Motorola Semiconductor Products Inc	96
	NRI Schools	18, 19, 20, 21
	National Technical Schools	52, 53, 54, 55
38	Netronics R&D Ltd	51
39	New-Tone Electronics	120
40	New-Tone Electronics	138
41	OK Machine & Tool Corporation	5
42	Olson Electronics	131
43	Optoelectronics	107
44	PAIA Electronics, Inc	114
45	Page Digital Electronics	94
46	Poly Paks	123
47	Quest Electronics	133
48	Radio Hut Radio Shack	115 23, 87, 116
49	Sansui Electronics Corp	27
	Schober Organ Corp., The	106
51	Scientific Audio Electronics, Inc	29
52	Solid State Sales	129
53	Southwest Technical Products Corp	25
	Speakerlab, Inc	112
54	Stanton Magnetics, Inc	31
60	Stereo Discounters	112
55	TK Enterprises	111
56	TAB Books	112
57	Technics by Panasonic	39
58	U.S. Pioneer Electronics	7
59	Wahl Clipper Corporation	111
	CLASSIFIED ADVERTISING	135, 136, 137

Same day shipment. First line parts only. Factory tested. Guaranteed money back. Quality IC's and other components at factory prices.

### INTEGRATED CIRCUITS

7400TTL	74LS26N	41	LM3401-12	110	DMOS	DD5415	94	2107	470
7400N	74LS30N	17	LM3401-15	110	CMOS	DD5415	252	2111-1	496
7402N	74LS33N	39	LM3401-18	110	CMOS	DD5415	252	2111-2	496
7404N	74LS36N	39	LM3401-24	110	CMOS	DD5415	252	2111-3	496
7410N	74LS75N	47	LM3401-30	110	CMOS	DD5415	252	2111-4	496
7412N	74LS107N	51	LM3401-36	110	CMOS	DD5415	252	2111-5	496
7420N	74LS20N	51	LM3401-42	110	CMOS	DD5415	252	2111-6	496
7428N	74LS123N	51	LM3401-48	110	CMOS	DD5415	252	2111-7	496
7429N	74LS125N	51	LM3401-54	110	CMOS	DD5415	252	2111-8	496
7430N	74LS126N	51	LM3401-60	110	CMOS	DD5415	252	2111-9	496
7432N	74LS127N	51	LM3401-66	110	CMOS	DD5415	252	2111-10	496
7437N	74LS137N	62	LM3401-72	110	CMOS	DD5415	252	2111-11	496
7438N	74LS138N	62	LM3401-78	110	CMOS	DD5415	252	2111-12	496
7439N	74LS139N	62	LM3401-84	110	CMOS	DD5415	252	2111-13	496
7447N	74LS157N	67	LM3401-90	110	CMOS	DD5415	252	2111-14	496
7448N	74LS158N	67	LM3401-96	110	CMOS	DD5415	252	2111-15	496
7449N	74LS159N	67	LM3401-102	110	CMOS	DD5415	252	2111-16	496
7450N	74LS160N	67	LM3401-108	110	CMOS	DD5415	252	2111-17	496
7451N	74LS161N	67	LM3401-114	110	CMOS	DD5415	252	2111-18	496
7452N	74LS162N	67	LM3401-120	110	CMOS	DD5415	252	2111-19	496
7453N	74LS163N	67	LM3401-126	110	CMOS	DD5415	252	2111-20	496
7454N	74LS164N	67	LM3401-132	110	CMOS	DD5415	252	2111-21	496
7455N	74LS165N	67	LM3401-138	110	CMOS	DD5415	252	2111-22	496
7456N	74LS166N	67	LM3401-144	110	CMOS	DD5415	252	2111-23	496
7457N	74LS167N	67	LM3401-150	110	CMOS	DD5415	252	2111-24	496
7458N	74LS168N	67	LM3401-156	110	CMOS	DD5415	252	2111-25	496
7459N	74LS169N	67	LM3401-162	110	CMOS	DD5415	252	2111-26	496
7460N	74LS170N	67	LM3401-168	110	CMOS	DD5415	252	2111-27	496
7461N	74LS171N	67	LM3401-174	110	CMOS	DD5415	252	2111-28	496
7462N	74LS172N	67	LM3401-180	110	CMOS	DD5415	252	2111-29	496
7463N	74LS173N	67	LM3401-186	110	CMOS	DD5415	252	2111-30	496
7464N	74LS174N	67	LM3401-192	110	CMOS	DD5415	252	2111-31	496
7465N	74LS175N	67	LM3401-198	110	CMOS	DD5415	252	2111-32	496
7466N	74LS176N	67	LM3401-204	110	CMOS	DD5415	252	2111-33	496
7467N	74LS177N	67	LM3401-210	110	CMOS	DD5415	252	2111-34	496
7468N	74LS178N	67	LM3401-216	110	CMOS	DD5415	252	2111-35	496
7469N	74LS179N	67	LM3401-222	110	CMOS	DD5415	252	2111-36	496
7470N	74LS180N	67	LM3401-228	110	CMOS	DD5415	252	2111-37	496
7471N	74LS181N	67	LM3401-234	110	CMOS	DD5415	252	2111-38	496
7472N	74LS182N	67	LM3401-240	110	CMOS	DD5415	252	2111-39	496
7473N	74LS183N	67	LM3401-246	110	CMOS	DD5415	252	2111-40	496
7474N	74LS184N	67	LM3401-252	110	CMOS	DD5415	252	2111-41	496
7475N	74LS185N	67	LM3401-258	110	CMOS	DD5415	252	2111-42	496
7476N	74LS186N	67	LM3401-264	110	CMOS	DD5415	252	2111-43	496
7477N	74LS187N	67	LM3401-270	110	CMOS	DD5415	252	2111-44	496
7478N	74LS188N	67	LM3401-276	110	CMOS	DD5415	252	2111-45	496
7479N	74LS189N	67	LM3401-282	110	CMOS	DD5415	252	2111-46	496
7480N	74LS190N	67	LM3401-288	110	CMOS	DD5415	252	2111-47	496
7481N	74LS191N	67	LM3401-294	110	CMOS	DD5415	252	2111-48	496
7482N	74LS192N	67	LM3401-300	110	CMOS	DD5415	252	2111-49	496
7483N	74LS193N	67	LM3401-306	110	CMOS	DD5415	252	2111-50	496
7484N	74LS194N	67	LM3401-312	110	CMOS	DD5415	252	2111-51	496
7485N	74LS195N	67	LM3401-318	110	CMOS	DD5415	252	2111-52	496
7486N	74LS196N	67	LM3401-324	110	CMOS	DD5415	252	2111-53	496
7487N	74LS197N	67	LM3401-330	110	CMOS	DD5415	252	2111-54	496
7488N	74LS198N	67	LM3401-336	110	CMOS	DD5415	252	2111-55	496
7489N	74LS199N	67	LM3401-342	110	CMOS	DD5415	252	2111-56	496
7490N	74LS200N	67	LM3401-348	110	CMOS	DD5415	252	2111-57	496
7491N	74LS201N	67	LM3401-354	110	CMOS	DD5415	252	2111-58	496
7492N	74LS202N	67	LM3401-360	110	CMOS	DD5415	252	2111-59	496
7493N	74LS203N	67	LM3401-366	110	CMOS	DD5415	252	2111-60	496
7494N	74LS204N	67	LM3401-372	110	CMOS	DD5415	252	2111-61	496
7495N	74LS205N	67	LM3401-378	110	CMOS	DD5415	252	2111-62	496
7496N	74LS206N	67	LM3401-384	110	CMOS	DD5415	252	2111-63	496
7497N	74LS207N	67	LM3401-390	110	CMOS	DD5415	252	2111-64	496
7498N	74LS208N	67	LM3401-396	110	CMOS	DD5415	252	2111-65	496
7499N	74LS209N	67	LM3401-402	110	CMOS	DD5415	252	2111-66	496
7500N	74LS210N	67	LM3401-408	110	CMOS	DD5415	252	2111-67	496
7501N	74LS211N	67	LM3401-414	110	CMOS	DD5415	252	2111-68	496
7502N	74LS212N	67	LM3401-420	110	CMOS	DD5415	252	2111-69	496
7503N	74LS213N	67	LM3401-426	110	CMOS	DD5415	252	2111-70	496
7504N	74LS214N	67	LM3401-432	110	CMOS	DD5415	252	2111-71	496
7505N	74LS215N	67	LM3401-438	110	CMOS	DD5415	252	2111-72	496
7506N	74LS216N	67	LM3401-444	110	CMOS	DD5415	252	2111-73	496
7507N	74LS217N	67	LM3401-450	110	CMOS	DD5415	252	2111-74	496
7508N	74LS218N	67	LM3401-456	110	CMOS	DD5415	252	2111-75	496
7509N	74LS219N	67	LM3401-462	110	CMOS	DD5415	252	2111-76	496
7510N	74LS220N	67	LM3401-468	110	CMOS	DD5415	252	2111-77	496
7511N	74LS221N	67	LM3401-474	110	CMOS	DD5415	252	2111-78	496
7512N	74LS222N	67	LM3401-480	110	CMOS	DD5415	252	2111-79	496
7513N	74LS223N	67	LM3401-486	110	CMOS	DD5415	252	2111-80	496
7514N	74LS224N	67	LM3401-492	110	CMOS	DD5415	252	2111-81	496
7515N	74LS225N	67	LM3401-498	110	CMOS	DD5415	252	2111-82	496
7516N	74LS226N	67	LM3401-504	110	CMOS	DD5415	252	2111-83	496
7517N	74LS227N	67	LM3401-510	110	CMOS	DD5415	252	2111-84	496
7518N	74LS228N	67	LM3401-516	110	CMOS	DD5415	252	2111-85	496
7519N	74LS229N	67	LM3401-522	110	CMOS	DD5415	252	2111-86	496
7520N	74LS230N	67	LM3401-528	110	CMOS	DD5415	252	2111-87	496
7521N	74LS231N	67	LM3401-534	110	CMOS	DD5415	252	2111-88	496
7522N	74LS232N	67	LM3401-540	110	CMOS	DD5415	252	2111-89	496
7523N	74LS233N	67	LM3401-546	110	CMOS	DD5415	252	2111-90	496
7524N	74LS234N	67	LM3401-552	110	CMOS	DD5415	252	2111-91	496
7525N	74LS235N	67	LM3401-558	110	CMOS	DD5415	252	2111-92	496
7526N	74LS236N	67	LM3401-564	110	CMOS	DD5415	252	2111-93	496
7527N	74LS237N	67	LM3401-570	110	CMOS	DD5415	252	2111-94	496
7528N	74LS238N	67	LM3401-576	110	CMOS	DD5415	252	2111-95	496
7529N	74LS239N	67	LM3401-582	110	CMOS	DD5415	252	2111-96	496
7530N	74LS240N	67	LM3401-588	110	CMOS	DD5415	252	2111-97	496
7531N	74LS241N	67	LM3401-594	110	CMOS	DD5415	252	2111-98	496


# ELECTRONIC SYSTEMS

P.O. Box 9641 San Jose, CA 95157 (408) 374-5984

FOR CATALOG INCLUDING PARTS LISTS AND SCHEMATICS,  
SEND A SELF ADDRESSED ENVELOPE WITH 24¢ POSTAGE.

## RS-232/TTY\* INTERFACE **NEW**

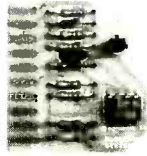
- Part no. 600
- Converts RS-232 to 20mA current loop, and 20mA current loop to RS-232
  - Two separate circuits
  - Requires +12 and -12 volts
  - Board only \$4.50, with parts \$7.00



## UART & BAUD RATE GENERATOR\*

- Part no. 101
- Converts serial to parallel and parallel to serial
  - Low cost on board baud rate generator
  - Baud rates: 110, 150, 300, 600, 1200, and 2400
  - Low power drain +5 volts and -12 volts required
  - TTL compatible
  - All characters contain a start bit, 5 to 8 data bits, 1 or 2 stop bits, and either odd or even parity.
  - All connections go to a 44 pin gold plated edge connector
  - Board only \$12.00; with parts \$35.00

## RS-232/TTL INTERFACE\*



- Part no. 232
- Converts TTL to RS-232, and converts RS-232 to TTL
  - Two separate circuits
  - Requires -12 and +12 volts
  - All connections go to a 10 pin gold plated edge connector
  - Board only \$4.50; with parts \$7.00

## DC POWER SUPPLY\*



- Part no. 6085
- Board supplies a regulated +5 volts at 3 amps., +12, -12, and -5 volts at 1 amp.
  - Power required is 8 volts AC at 3 amps., and 24 volts AC C.T. at 1.5 amps.
  - Board only \$12.50; with parts \$42.50 excluding transformers

## 8K STATIC RAM



- Part no. 300
- 8K Altair bus memory
  - Uses 2102 Static memory chips
  - Memory protect
  - Gold contacts
  - Wait states
  - On board regulator
  - S-100 bus compatible
  - Vector input option
  - TRI state buffered
  - Board only \$22.50; with parts \$160.00

## TIDMA\*



- Part no. 112
- Tape Interface Direct Memory Access
  - Record and play programs without bootstrap loader (no prom) has FSK encoder/decoder for direct connections to low cost recorder at 1200 baud rate, and direct connections for inputs and outputs to a digital recorder at any baud rate.
  - S-100 bus compatible
  - Board only \$35.00; with parts \$110.00

Part no. 111

## TAPE INTERFACE\*

- Play and record Kansas City Standard tapes
- Converts a low cost tape recorder to a digital recorder
- Works up to 1200 baud
- Digital in and out are TTL-serial
- Output of board connects to mic. in of recorder
- Earphone of recorder connects to input on board
- Requires +5 volts, low power drain
- Board \$7.60; with parts \$27.50
- No coils

Part no. 107


## RF MODULATOR\*

- Converts video to AM modulated RF, Channels 2 or 3
- Power required is 12 volts AC C.T., or +5 volts DC
- Board \$7.60; with parts \$13.50

## Apple II Serial I/O Interface\*

- Part No. 2
- Baud rates up to 30,000
  - Plugs into Apple Peripheral connector
  - Low-current drain
  - RS-232 Input and Output SOFTWARE
  - Input and Output routine from monitor or BASIC to teletype or other serial printer.
  - Program for using an Apple II for a video or an intelligent terminal. Board only - \$15.00; with parts - \$42.00; assembled and tested - \$62.00.

## TELEVISION TYPEWRITER



- Part no. 106
- Stand alone TVT
  - 32 char/line, 16 lines, modifications for 64 char/line included
  - Parallel ASCII (TTL) input
  - Video output
  - 1K on board memory
  - Output for computer controlled cursor
  - Auto scroll
  - Non-destructive cursor
  - Cursor inputs: up, down, left, right, home, EOL, EOS
  - Scroll up, down
  - Requires +5 volts at 1.5 amps, and -12 volts at 30 mA
  - All 7400, TTL chips
  - Char. gen. 2513
  - Upper case only
  - Board only \$39.00; with parts \$145.00

## MODEM\*



- Part no. 109
- Type 103
  - Full or half duplex
  - Works up to 300 baud
  - Originate or Answer
  - No coils, only low cost components
  - TTL input and output-serial
  - Connect 8 ohm speaker and crystal mic. directly to board
  - Uses XR FSK demodulator
  - Requires +5 volts
  - Board \$7.60; with parts \$27.50

## To Order:

Mention part number and description. For parts kits add "A" to part number. Shipping paid for orders accompanied by check, money order, or Master Charge, BankAmericard, or VISA number, expiration date and signature. Shipping charges added to C.O.D. orders. California residents add 6.5% for tax. Parts kits include sockets for all ICs, components, and circuit board. Documentation is included with all products. Dealer inquiries invited. 24 Hour Order Line: (408) 374-5984.\* Designed by John Bell.





# Electronics Classified

**REGULAR CLASSIFIED: COMMERCIAL RATE:** For firms or individuals offering commercial products or services, \$2.40 per word. Minimum order \$36.00. **EXPAND-AD \* CLASSIFIED RATE:** \$3.60 per word. Minimum order \$54.00. Frequency discount; 5% for 6 months; 10% for 12 months paid in advance. **PERSONAL RATE:** For individuals with a personal item to buy or sell, \$1.40 per word. No minimum! **DISPLAY CLASSIFIED:** 1" by 1 col. (2-1/4" wide), \$280.00. 2" by 1 col., \$560.00. 3" by 1 col., \$840.00. Advertiser to supply film positives. For frequency rates, please inquire. **COLOR:** Color avail for all classified ad styles at earned rate plus additional 25%. Color choice Publisher's option & subject to availability. Publisher reserves right to run ad in black if color not available on classified pages. In such cases color charge will be refunded or credited. **GENERAL INFORMATION:** Ad copy must be typewritten or clearly printed.

## FOR SALE

FREE! Bargain Catalog—I.C.'s, LED's, readouts, fiber optics, calculators parts & kits, semiconductors, parts. Poly Paks, Box 942PE, Lynnfield, Mass. 01940.

GOVERNMENT and industrial surplus receivers, transmitters, snooper scopes, electronic parts, Picture Catalog 25 cents. Meshna, Nahant, Mass. 01908.

LOWEST Prices Electronic Parts. Confidential Catalog Free. KNAPP, 4750 96th St. N., St. Petersburg, FL 33708.

ELECTRONIC PARTS, semiconductors, kits. FREE FLYER. Large catalog \$1.00 deposit. BIGELOW ELECTRONICS, Bluffton, Ohio 45817.

RADIO—T.V. Tubes—36 cents each. Send for free catalog. Cornell, 4213 University, San Diego, Calif. 92105.

AMATEUR SCIENTISTS, Electronics Experimenters. Science Fair Students... Construction plans—Complete, including drawings, schematics, parts list with prices and sources... Robot Man — Psychedelic shows — Lasers — Emotion/Lie Detector — Touch Tone Dial — Quadrasonic Adapter — Transistorized Ignition — Burglar Alarm — Sound Meter... over 60 items Send 50 cents coin (no stamps) for complete catalog. Technical Writers Group, Box 5994, University Station, Raleigh, N.C. 27607.

METERS—Surplus, new, used, panel or portable. Send for list. Hanchett, Box 5577, Riverside, CA 92507.

TEKTRONICS RM35A \$395, 585AR \$495, 1A1 \$395, 1A5 \$395, Boonton Q260A \$295, RX250A \$695, 202F \$195, HP650A \$125, Resistor networks list 12/\$10, Fertik's, 5400 Ella, Philadelphia, PA 19120.

SOUND SYNTHESIZER KITS—Surf \$14.95, Wind \$14.95, Wind Chimes \$19.95, Musical Accessories, many more. Catalog free. PAIA Electronics, Box J14359, Oklahoma City, OK 73114.

HEAR POLICE / FIRE Dispatchers! Catalog shows exclusive directories of "confidential" channels, scanners. Send postage stamp. Communications, Box 56-PE, Com-mack, N.Y. 11725.

UNSCRAMBLERS: Fits any scanner or monitor, easily ad-justs to all scrambled frequencies. Only 4" square \$29.95, fully guaranteed Dealer inquiries welcomed. PDQ Electronics, Box 841, North Little Rock, Arkansas 72115.

POLICE/Fire scanners, large stock scanner crystals, antennas. Harvey Park Radio, Box 19224, Denver, CO 80219.

TELETYPE EQUIPMENT for sale for beginners and exper-enced computer enthusiast. Teletype machines, parts, supplies. Catalogue \$1.00 to: ATLANTIC SALES, 3730 Nautilus Ave., Brooklyn, NY 11224. Tel: (212) 372-0349.

WHOLESALE C.B., Scanners, Antennas, Catalog 25 cents. Crystals: Special cut, \$4.95, Monitor \$3.95, Send make, model, frequency, G. Enterprises, Box 461P, Clearfield, UT 84015.

VIDEO 10 RF  
MODULATORS  
B&W + COLOR  
AUDIO

TV  
CAMERAS  
&  
KITS

SPECIAL  
APPLE II  
UH F RF  
COLOR MOD.

VIDEO  
MONITORS

COMPUTER/CCTV INTERFACES

Free Catalog-Phone or Write  
Dial: 402-987-3771

1301 BROADWAY **ATV Research** DAKOTA CITY, NE. 68331

USED TEST EQUIPMENT — Tektronix, HP, GR. Write: PTI, Box 8699, White Bear Lake, MN 55110. Phone: (612) 429-2975.

WEATHER MAP RECORDERS: Copy Satellite Photographs, National-Local Weather Maps. Learn How! \$1.00. Atlantic Sales, 3730 Nautilus Ave., Brooklyn, N.Y. 11224. Tel: (212) 372-0349.

GIANT BARGAIN ELECTRONIC CATALOG listing thou-sands of components, tubes, transistors, IC's, kits, test equipment. Edie's, 2700-1PA Hempstead Turnpike, Levit-town, N.Y. 11756. Price \$1.00 refundable with first order.

## ORGAN KITS KEYBOARDS

THE ULTIMATE IN DESIGN  
AND SOUND

Demo Record & Brochure \$1.00

Wuritzer reproductions

**DEVTRONIX ORGAN PRODUCTS, Dept. C**  
5872 Amapola Dr. • San Jose, CA 95129

AUDIO EXPERIMENTERS, Serious Music Syn-thesizer Stuff: literature, kits, components, cir-cuits and more. Send SASE for FREE INFO. CFR Associates, POB F, Newton, NH 03858.

BUILD AND SAVE. TELEPHONES, TELEVISION, DETEC-TIVE. BROADCAST Electronics. We sell construction plans with an Engineering Service. Speakerphones, Answering Machines, Carphones, Phonevision, Dialers, Color TV Converters, VTR, Games, \$25 TV Camera, Electron Microscope, Special Effects Generator, Time Base Correc-tor, Chroma Key, Engineering Courses in Telephone, Inte-grated Circuits. Detective Electronics. PLUS MUCH MORE. NEW Super Hobby Catalog PLUS year's subscrip-tion to Electronic News Letter. \$1.00. Don Britton En-terprises, 6200 Wilshire Blvd., Los Angeles, Calif. 90048.

NAME BRAND Test Equipment. Up to 50% discount. Free catalog. Salen Electronics, Box 82, Skokie, Illinois 60076.

SURPLUS COMPONENTS. Communication and test equip-ment. Illustrated catalog 25 cents. E. French, P.O. Box 249, Aurora, Illinois 60505.

TELEPHONES UNLIMITED, Equipment, Supplies, All types, Regular, Keyed, Modular. Catalog 50 cents. Box 1147E, San Diego, California 92112.

CARBON FILM RESISTORS 1/4W, 1/2W - 1.7 cents each. FREE sample / specifications. Other components. COMPO-NENTS CENTER, Box 295, W. Islip, New York 11795.

UNSCRAMBLE CODED MESSAGES from Police, Fire and Medical Channels. Same day service. Satisfaction guaranteed. Don Nobles Electronics, Inc., Rt. 7, Box 265B, Hot Springs, Arkansas 71901. (501) 623-6027.

GA	PVC INSULATION — 10 SOLID COLORS		BUSS WIRE		WIRE WRAP	
	STRANDED COND	SOLID COND	100 FT	1000 FT	100 FT	1000 FT
24	2.00	12.00	1.75	11.00	1.50	9.00
22	2.25	14.00	2.00	12.00	1.75	11.00
20	2.75	17.00	2.50	15.00	2.25	14.00
18	3.00	19.00	2.75	17.00	2.50	15.00
16					2.25	14.00

ALL WIRE IN STOCK — READY FOR IMMEDIATE SHIPMENT. MINIMUM ORDER \$5.00. ADD \$1.00 FOR SHIPPING AND HANDLING. \$5.00 OUTSIDE U.S. & ALICEA OR MONEY ORDER ONLY.

**RAM ELECTRONICS, BOX 336 BROOKHAVEN N.Y. 11719**

TRANSISTORS FOR CB REPAIR, IC's and diodes. TV audio repairs. 2SC799 — \$3.00, 2SC1306 — \$2.95, 2SC1307 — \$3.85, TA7205 — \$3.50, more. Free catalog and transistor. B&D Enterpr-izes, Box 32, Mt. Jewett, PA 16740.

UNSCRAMBLER KIT: Tunes all scramble frequencies. may be built-in most scanners, 2-3/4 X 2-1/4 X 1/2. \$19.95. Factory built Code-Breaker, \$29.95. Free Catalog: KRYS-TAL KITS, Box 445, Bentonville, Ark. 72712. (501) 273-5340.

NAME BRAND TEST EQUIPMENT at discount prices. 72 page catalogue free. Write: Dept. PE, North American Elec-tronics, 1468 West 25th Street, Cleveland, OH 44113.

AMAZINGLY Low component prices! Ask for free flyer. Write: EEP, 11 Revere Place, Tappan, NY 10983.

UNSCRAMBLERS FOR any scanner. Several models avail-able. Free literature. Capri Electronics, 87537 Windom, St. Louis, MO 63114.

B&K Test Equipment. Free catalog. Free Shipping. Dino-saur discounts. Spacetrac-AF, 948 Prospect, Elmhurst, IL 60126.

## THE UNRUSTABLES

**NOW carry up to 40  
extra gallons with  
auxiliary tanks  
for Pickups & Vans**

**econo-tank®**

DETROIT APPROVED: No rust or weld sediment  
• Install one hour—lightweight, no bodywork required  
• Complete Kit • Guaranteed life of vehicle  
• Meets Federal & State standards  
For FREE Catalog-TOLL FREE 800/433-2386  
(In TEXAS call COLLECT 817/756-6221)

PICKUP & VAN EQUIPMENT CO.  
Dept. PE, P.O. Drawer C, Hewitt, TX 76643

RADIO SHACK MERCHANDISE 10% off catalog prices. \$25.00 or more delivered. A.S.C., 2224 N. 10th St., McAllen, TX 78501

1702A PROMS programmed to your specifications. \$25.00. Copies \$10.00. Key Telemetering Products, 2829 Lewis Lane, Owensboro, KY 42301. (502) 683-9871.

## ELECTRONIC SURPLUS

FREE CATALOGS

ETCO ELECTRONICS, Dept. EB

North Country Shopping Center  
Rt. 9N, Plattsburgh, N.Y. 12901

BREAKERLESS ELECTRONIC ignition: Auburn Spark-plugs, Synthetic Lubricants, Wheel Stabilizers. Information 26 cents. Anderson Engineering, Epsom, N.H. 03234.

LOWEST PRICES. CPUs: 1802 \$19.95, 6502 \$24.50, 6800 \$24.95, 8035 \$23, 8035-8 \$22, 8080A \$9.50, 1.3us 8080A-1 \$12.45, 1.5us 8080A-2 \$10.35, 8085 \$20, 8748 \$276, 8748-8 \$186, Z80 \$29.95. EPROMS: 1702A \$4.95, 2708Q \$15, 2716 \$34.95 RAMS, 1101 \$1.49, 1103 \$1.2, 2101 \$4, 2102 \$1.28, 2104A-4 \$4.95, 2107B \$4, 2111 \$4, 2112 \$4.00, 2114 \$14, 70ns2115 \$7, 2116 \$52, 45ns2125A \$8, 3101 \$7, 5101 \$10, 8080/8085 Backup: 8155 \$21, 8212 \$3.50, 8214 \$7.95, 8216 \$3.95, 8224 \$3.50, 8228 \$6.25, 8238 \$8.50, 8251 \$11.50, 8255 \$10.75, 8257 \$29.75, 8259 \$25, 8279 \$21, 8755-8 \$186. CLOCKS: MM5309, MM5311, MM5312, MM5313, MM5314, MM5316, 5375AA, 5375AB \$3.60 each, MM5369 \$2.10, 16KBit CCD 2416 16pin \$35.95, Quad CCD Driver 5244 \$9, Minimum Order \$5.00. BYTE ELECTRONICS, Box 8603, San Jose, California 95155.

PARTS: SERVICE SUPPLIES! Free catalog. Write Tommy, Comm-Tech, 104 North Third Street, Richmond, Kentucky 40475.

SOLDER PINS, perfect for double sided boards. FREE SAMPLES. \$6.50 per 1000 postpaid. Industrial Inventions, Box 111, Monmouth Junction, N.J. 08852.

BARGAINS IN Surplus, Liquidations, Bankruptcies. Com-ponents, Test Equipment, Machinery, Tools. Rush \$1.00, get on PERMANENT BIDDERS LIST. METRECO, 4120 Rio Bravo, El Paso, TX 79902.

CITIZENS BAND EQUIPMENT. Lowest discount prices. Free Price List. CRS, 1552 Central Ave., Yonkers, N.Y. 10710.

SUMMER SPECIAL! New, Adjustable, Three Output, Regu-lated POWER SUPPLY, plus 900 parts worth over \$400.00 in complete CARTRIVISION television recorder electronic as-sembly. Documentation included. Perfect for MICROPRO-CESSOR and all electronic applications. \$11.50 plus \$3.50 S&H. Master Charge, BankAmericard. MADISON ELEC-TRONICS, 369, Madison, Alabama 35758. MONEY BACK GUARANTEE.

PRINTED CIRCUITRY. Stop frustration. Stop waste. Save time and money. Get professional quality supplies and in-structions where engineers and educators buy. Catalog \$1.00. Refunded with order. CIRCOLEX, Box 198, Marcy, New York 13403.

## SURPLUS ELECTRONICS

ATTENTION HOBBYISTS — SEND FOR YOUR FREE CATALOG

Great buys in tape drives, keyboards, power supplies, and transformers. We also have heat sinks, steel cabinets, I/O terminals, video displays, printers, and equipment cases. And of course components, fans, wire, and cable. Write now to

Worldwide Electronics 10 Flagstone Drive Hudson, NH 03051

BUILD THE ARTISAN ELECTRONIC ORGAN... The 20th century successor to the classic pipe organ. Kits feature modular construction, with logic controlled stops and RAM Pre-Set Memory System. Be an art-i-san. Write for our free brochure. AOK Manufacturing, Inc., Box 445, Kenmore, WA 98028.

STELLAVOX, SP-7 Stereo Tape Recorder, Mint, 7-1/2 and 15 Heads. Extras, \$1,875. Box 803, Derby, CT 06418



### MICRO MINI MIKE WIRELESS MICROPHONE

World's smallest; solid state, self-contained. Picks up and transmits most sounds without wires up to 300 ft through FM Radio. Use as mike, amp., alarm & alert sys., hot line, baby sitter, etc. Money back guar. B/A, M/C cards, COD ok. \$18.95 plus \$1.00 post & hdlg. Calif. res. add tax. Mail orders Qty Disc. Avail. AMC SALES, INC. Dept. 23, Box 928 • Downey, Calif. 90241

SIZE 2 1/4" x 3/4" x 1 1/2"

DIGITAL INSTRUMENTATION for your CAR/VAN/TRUCK/BOAT. 120-page book of explanations and schematics on how to build DIGITAL tachometers, clocks, temperature, voltage, gas, oil and other projects. \$5.95 pp. M.O. only. DIGITAL WORLD, P.O. Box 5508, Augusta, GA 30906.

CORE MEMORY PLANES 8/340: Circuit Board 1/16" 2 side 6x8 50 cents each; Stepping Motors 15" step 28v \$5 ea; TO-3 sockets 4/5/1.00; 74LO4's 15 cents ea; Bypass Caps PC cut .01, .005, .0033, 120pf, 70pf, 20 each value \$1.00, 200-\$5; Card Guides 15 pair w/rack \$4.95; 15 socket "Elco" 37 pin, 100 center, 15/\$4.95. Free Catalog minimum order, \$5.00. MC, BAC, VISA, J & E Electronics, P.O. Box 4504, Ft. Worth, TX 76106. (817) 625-2961.

AUTOMOTIVE PARTS AND EQUIPMENT. Nationally advertised brands at discounted prices for mechanics. Send stamped envelope for specials. Associated Distributors, 401 Augusta St., Cincinnati, OH 45202 Dept. Z.

SECURITY AT TOUCH OF BUTTON — Build low-cost abbreviated dialer. Holds 8 Nos. Works with any pushbutton phone. Comprehensive 25 page report. \$10 HORIZON, Box 68, Glenview, IL 60025.

SILICON BULLET DIODES 1A, 50Piv, 100 pieces for \$4.95. send check or money order to Richard Hochleitner, RD 1, Zionsville, PA 18092

## THE BEST CB ANTENNA

SEND FOR FREE PAL FULL LINE CATALOG AND DECAL



2614 EAST ADAMS • PHOENIX ARIZONA 85034

PRINTED CIRCUIT TECHNIQUES Booklet and product catalog \$1.50 Trumbull Company, 833 Balra Drive, El Cerrito, California 94530.

CB ANTENNA CONSTRUCTION MANUAL Build 16 DB Gain Beams plus Quads. Verticals. Ground Planes using common hardware. Easy assembly/highest performance — Complete \$4.00 Tenna-Farm, 1117 Dewitt Tr., Linden, N.J. 07036.

### SMALL WONDER

You can get a vital wall of sound out of two-element high-fidelity stereo speakers only ten inches high with 1" dome tweeter and 6" woofer the Speakerlab Point One out performs the



expensive imported miniature systems, yet only costs \$55 each. Because you assemble it in less than an hour with only a tube of special adhesive. See it in our 54-page color catalog/manual of kits, raw speakers and accessories. Send \$6 to

Speakerlab® Dept. PE-P, 735 N. Northlake Way Seattle, WA 98103

## PLANS AND KITS

AUDIO AMPLIFIER, inexpensive, simple construction, ten-fifty watts, plans: \$2.95 Malcolm Smith, Miltonmills, N.H. 03833.

BUILD YOUR OWN COLOR ORGAN for under \$10.00. Send \$1.25 for plans. PPG, 14725 Oxnard, Van Nuys, CA 91401.



### TIGER SST SIMPLI-KIT

FOR THE DO-IT-YOURSELFER NOW! a high quality CD Electronic Ignition System in kit form.

Contains all components and solder to build complete Solid-State Electronic CD Ignition System for your car. Assembly requires less than 3 hours.

- Increases MPG 15%
- Increases horsepower 15%
- Eliminates 4 of 5 tune-ups
- Instant starting, any weather
- Plugs and Points last 50,000 miles
- Dual system switch

Fits only 12 volt neg ground. Only \$21.95 postpaid

Tri-Star Corporation

P.O. Box 1727 Grand Junction, Colorado 81501

FREE KIT Catalog contains Test and Experimenters Equipment. Dage Scientific Instruments, Box 1054P, Livermore, CA 94550.

## BUILD YOUR OWN SYMPHONY OF SOUND!



It's fun and easy — takes just minutes a day! Complete kits for organs, pianos, strings, rhythms, amplifiers, synthesizers. Also factory assembled. 104-page catalog \$2.00

### WERSI

Wersi Electronics, Inc., Dept. ZD, Box 5318, Lancaster, PA 17602.

FIVE LASER PLANS — \$8.00; Welding-Burning Laser plans — \$9.00. Catalog \$2.00. Solaser, PE 678, Box 1005, Claremont, California 91711.

## AMAZING ELECTRONIC PRODUCTS

LASERS SUPER POWERED, RIFLE, PISTOL, POCKET SEE IN DARK PYRO. TECHNICAL DE BUGGING UNCRAMBLERS GIANT TESLA STONWALL TV DISRUPTER ENERGY PRODUCING SCIENTIFIC DETECTION ELECTRIFYING CHEMICAL ULTRASONIC, CB, AERO, AUTO AND MECH DEVICES, HUNDREDS MORE ALL NEW PLUS INFO UNLTD PARTS SERVICE

INFORMATION unlimited

CATALOG \$1 Box 626 Lord Jeffery PZ • Amherst, N. H. 03031

QUALITY KITS, over 7,000 schematics, \$1 (refundable) for illustrated catalog. Tek-Devices, Box 19154c, Honolulu, HI 96817.

CB/HAM Construction Plans, OMNIPOLARIZED BASE ANTENNAS. Modulation boosting VOX-COMPRESSOR Portable 300MHz FREQUENCY COUNTER with memory! Plans \$3.00 ea. \$7.50/all Many others, catalog with order. PANAXIS, Box 5516-A6, Walnut Creek, CA 94596.

## HIGH FIDELITY

DIAMOND NEEDLES and Stereo Cartridges at Discount prices for Shure, Pickering, Slantone, Empire, Grado and ADC. Send for free catalog. LYLE CARTRIDGES, Dept. P, Box 69, Kensington Station, Brooklyn, New York 11218. For Fast Service call Toll Free 800-221-0906.

## New Lambda Series from SpeakerKit

Featuring the newest Philips and Electro-Voice drivers with computer-aided crossover design. Outstanding quality at a surprisingly affordable price. Assemble it yourself. Write for details.



Speakerkit, Box 12PE, Menomonie, WI 54751

## MUSICAL INSTRUMENTS

UP TO 60% DISCOUNT. Name brand instruments catalog. Freeport Music, 114 G. Mahan St., W. Babylon, N.Y. 11704.

## TUBES

RADIO & T.V Tubes—36 cents each. Send for free Catalog. Cornell, 4213 University, San Diego, Calif. 92105.

TUBES: "Oldies", Latest. Supplies, components, schematics. Catalog Free (stamp appreciated). Steinmetz, 7519-PE Maplewood, Hammond, Ind. 46324.

FREE BARGAIN CATALOG, Industrial, Ham, Receiving Tubes. Send Stamp. Astral, P.O.B. 707 pet, Linden, N.J. 07036.

TUBES Send 10 cents for large conclusive list Low Prices. T-J Specialties, Box 43, Bradley Beach, New Jersey 07720. (201) 774-8429.

TUBES-RECEIVING, Industrial and Semiconductors Factory Boxed. Free price sheet including TV, Radio and audio parts list. Low, low prices. Transleteron, Inc., 1365 39th St., Brooklyn, New York 11218. Telephone: (212) 633-2800 Toll free: 800-221-5802.

1,000 TYPES including obsoletes Popular types up to 85% off list, pullouts from 29 cents. Free catalog and \$1.00 certificate Connolly, POB 1333P, Sun Valley, Calif. 91352

## ALARMS

QUALITY BURGLAR-FIRE ALARM EQUIPMENT at discount prices. Free Catalog! Steffens, Box 624K, Cranford, N.J. 07016.

DON'T PURCHASE alarm equipment before getting our free value packed catalog. Sasco, 5619-C St. John, Kansas City, MO 64123 (816) 483-4612

## WANTED

GOLD, Silver, Platinum, Mercury, Tantalum wanted Highest prices paid by refinery. Ores assayed. Free circular. Mercury Terminal, Norwood, MA 02062

## WANTED! CB DEALERS AND DISTRIBUTORS



2614 EAST ADAMS • PHOENIX, ARIZONA 85034

## TAPE AND RECORDERS

8-TRACK and CASSETTE BELTS — money back guarantee. Long wearing. Free Catalog — \$3 minimum order PRB Corp., Box 176, Whitewater, Wisconsin 53190. (800) 558-9572 except WI.

TAPE HEAD CLEANER, 8 oz. — \$2.30 Includes postage and handling Write: "Cleaner", Box 176, Whitewater, WI 53190

RECORDS — TAPES! Discounts to 73%; all labels; no purchase obligations; newsletter, discount dividend certificates; 100% guarantees. Free details. Discount Music Club, 650 Main St., Dept 5-0678, New Rochelle, New York, N.Y. 10801

## GOVERNMENT SURPLUS

MANUALS for Govt Surplus radios, test sets, scopes. List 50 cents (coin). Books, 7218 Roanne Drive, Washington, D.C. 20021.

GOVERNMENT SURPLUS Buy in your Area. How, where. Send \$2.00. Surplus, 30177-PE Headquarters Building, Washington, D.C. 20014.

GOV'T SURPLUS—buy direct from gov't. Complete info plus application form \$2.00. Info-Capsule A-1, P.O. Box 151, Shenocia, PA 15774.

JEEPS — \$59.30! — CARS — \$33.50 — 200,000 Items! — Government Surplus — Most Comprehensive Directory Available tells how, where to buy — Your Area — \$2.00 — MONEYBACK GUARANTEE — Government Information Services, Department GE-21, Box 99249, San Francisco, CA 94109. (433 California).

## SPORTS/HOBBIES

### FISHING TACKLE — LURES

BADGER SPINNING, CASTING, TROLLING SPOON. Fantastic action! Write for FREE illustrated, descriptive folder, with many introductory bargain offers. Address: SENECA TACKLE, Box 2841N, Providence, R.I. 02907.



## INVENTIONS WANTED

# INVENTORS

**RECOGNITION... FINANCIAL  
REWARD... OR CREDIT  
FOR "INVENTING IT FIRST" MAY BE YOURS!**

If you have an idea for a new product, or a way to make an old product better, contact us, "the idea people" We'll develop your idea, introduce it to industry, negotiate for cash sale or royalty licensing.

Write now without cost or obligation for free information. Fees are charged only for contracted services. So send for your FREE "Inventor's Kit." It has important Marketing Information, a special "Invention Record Form" and a Directory of 1001 Corporations Seeking New Products.



### RAYMOND LEE ORGANIZATION

230 Park Avenue North, New York, NY 10017

At no cost or obligation, please rush my FREE "Inventor's Kit No. A-112"

Name \_\_\_\_\_

Address \_\_\_\_\_

City \_\_\_\_\_ State \_\_\_\_\_ Zip \_\_\_\_\_

Phone No \_\_\_\_\_ Area Code \_\_\_\_\_

FREE PAMPHLET "Tips on Marketing Your Invention", from an experienced fee-based invention service company. Write: United States Inventors Service Company, Dept. T, 1435 G Street NW, Washington DC 20005.

## EMPLOYMENT OPPORTUNITIES

ELECTRONICS/AVIONICS EMPLOYMENT OPPORTUNITIES. Report on jobs now open. Details FREE. Aviation Employment Information Service, Box 240E, Northport, New York 11768.

## DO-IT-YOURSELF

MODULAR TELEPHONES now available. Sets and components, compatible with Western Electric concept. Catalog 50 cents. Box 1147W, San Diego, California 92112.

## HYPNOTISM

SLEEP learning. Hypnotic method. 92% effective. Details free. ASR Foundation, Box 23429EG, Fort Lauderdale, Florida 33307.

FREE Hypnotism, Self-Hypnosis, Sleep Learning Catalog! Drawer H400, Ruidoso, New Mexico 88345.

## BUSINESS OPPORTUNITIES

I MADE \$40,000.00 Year by Mailorder! Helped others make money! Free Proof. Torrey, Box 318-NN, Ypsilanti, Michigan 48197.

FREE CATALOGS. Repair air conditioning, refrigeration. Tools, supplies, full instructions. Doolin, 2016 Canton, Dallas, Texas 75201.

## HIGHLY PROFITABLE ONE-MAN ELECTRONIC FACTORY

Investment unnecessary, knowledge not required, sales handled by professionals. Postcard brings facts about this unusual opportunity. Write today! Barta-Df, Box 248, Walnut Creek, CA 94597.

NEW LUXURY Car Without Cost. Free Details! Codex-ZZ, Box 6073, Toledo, Ohio 43614.

GET RICH!!! Secret law erases debts. Free report exposes millionaire \$\$ secrets. Blueprints, No. EE6, 453 W. 256, NYC 10471.

MECHANICALLY INCLINED Individuals desiring ownership of Small Electronics Manufacturing Business — without investment. Write: BUSINESSINES, 92-K2 Brighton 11th, Brooklyn, New York 11235.

MILLIONS in Mail!!! Free Secrets. Transworld-17, Box 6226, Toledo, OH 43614.

JUNE 1978

HOW TO MAKE \$100 weekly/kitchen table! Free brochure. American, Box 428-ZDE, Pomona, Kansas 66076.

\$650 WEEKLY for beginners!! Free report! Mailorder Consultants MEE6, 453 W256, NYC 10471

EARN \$1000 monthly stuffing envelopes. Free Supplies! Guaranteed!! Write L.O.E., Box 06180-EP, Portland, OR 97206.

\$3,000 MONTHLY Receive \$2.60 each envelope you mail, plus cash for newspaper clippings. Free report! Modern Services, Box 222-E, Upland, CA 91786.

CB DEALERS — write on letterhead for best wholesale prices. Dixie CB Distributors, Rt. No 3, Box 547, Prairieville, LA 70769. Phone: (504) 622-2571.

\$1500 MONTHLY Home income mailing program. Start immediately. Free Details GLAD, Box 5368-EP, Lighthouse Point, Florida 33064.

## INSTRUCTION

SCORE high on F.C.C. Exams. Over 300 questions and answers. Covers 3rd, 2nd, 1st and even Radar. Third and Second Test, \$14.50; First Class Test, \$15.00. All tests, \$26.50. R.E.I., Inc., Box 806, Sarasota, Fla. 33577.

UNIVERSITY DEGREES BY MAIL! Bachelors, Masters, Ph.D.'s. Free revealing details. Counseling, Box 317-PE06, Tustin, California 92680.

SELF-STUDY CB RADIO REPAIR COURSE THERE'S MONEY TO BE MADE REPAIRING CB RADIOS. This easy-to-learn course can prepare you for a career in electronics enabling you to earn as much as \$16.00 an hour in your spare time. For more information write CB RADIO REPAIR COURSE, Dept. PE068, 531 N. Ann Arbor, Oklahoma City, Okla. 73127.

LEARN WHILE ASLEEP! HYPNOTIZE! Astonishing details, strange catalog free! Autosuggestion, Box 24-ZD, Olympia, Washington 98507.

GRANTHAM'S FCC LICENSE STUDY GUIDE — 377 pages, 1465 questions with answers/discussions — covering third, second, first radiotelephone examinations \$13.45 postpaid. GSE, P.O. Box 25992, Los Angeles, California 90025.

INTENSIVE 5 week course for Broadcast Engineers. FCC First Class license. Student rooms at the school. Radio Engineering Inc., 61 N. Pineapple Ave., Sarasota, FL 33577 and 2402 Tidewater Trail, Fredericksburg, VA 22401.

1978 "TESTS - ANSWERS" for FCC First Class License. Plus "Self-Study Ability Test." Proven! \$9.95. Moneyback Guarantee. Command Productions, Box 26348-P, San Francisco, CA 94126.

BROADCAST STATION: Start your own Any type! Home, school, church, business operation. Get free equipment, records. Details free "Broadcasting", Box 5516-A6, Walnut Creek, CA 94596.

DIGITAL ELECTRONICS — Comprehensive learn by doing course. Instructions, problems, solutions. Econo-Designer, text plus all parts required. \$49.95 Micro-Lite, RFD 1, Box 30, N. Stonington, CT 06359.

PASS YOUR FCC EXAMS. New Tests by noted Author and Teacher. 500 questions, Second Class \$9.95, 200 First Class \$6.95, 100 Radar, \$3.95; postpaid. Save \$8, all three, \$12.95. Complete Mathematical Solutions. Free Counseling Service. Victor Velej, P.O. Box 14, La Verne, CA 91750.

NEED HELP PREPARING FOR THE FCC RADIO-TELEPHONE LICENSING EXAMS? The Gregg/McGraw-Hill book, Practice Tests for Radiotelephone Licenses, by Shrader and Boyce, does everything but take the exams for you. It is full of multiple-choice questions typical of those you will find on the FCC exams for 3rd, 2nd, and 1st class commercial licenses. Easily removable answer sheets simulate those used on the actual tests. You can read, answer and analyze FCC-type questions before you sit down to take the real test. Send for your copy today. \$6.80 postpaid. Gregg/McGraw-Hill, 1221 Avenue of the Americas, New York, New York 10020 Attention R. Reskow, 28th floor.

WE TRAIN Electricians and Engineers. Edison School of Electrical Engineering, P.O. Box 891, Kenner, Louisiana 70063.

## REPAIRS AND SERVICES

SERVICEMEN — Cleaners, Lubricants, Adhesives for all electronic repairs. Write for FREE catalog. Projector-Recorder Belt Corp., Box 176, Whitewater, WI 53190, 800-558-9572 except WI.

PRINTING, Rubber Stamps, Low Prices, Fast Service. Free Catalog, Magestro's Printing, North Ave., New Brighton, PA 15066.

HOBBYIST give your project the professional look. PRINTED CIRCUIT boards from your sketch or artwork. Affordable prices. Rush free details. DANOCINTHS, Box 261, Westland, MI 48185.

## PERSONALS

MAKE FRIENDS WORLDWIDE through international correspondence. Illustrated brochure free. Hermes-Verlag, Box 110660/Z, D-1000 Berlin 11, Germany.

## REAL ESTATE

BIG...FREE...CATALOG! Over 2,500 top values coast to coast! UNITED FARM AGENCY, 612-EP, West 47th, Kansas City, MO 64112.

## RUBBER STAMPS

RUBBER STAMPS, BUSINESS CARDS. Many new products. Catalog Jackson's, Dept. K, Brownsville Rd., Mt. Vernon, Ill 62864.

## BOOKS AND MAGAZINES

FREE book prophet Elijah coming before Christ. Wonderful bible evidence. MEGIDDO Mission, Dept. 64, 481 Thurston Rd., Rochester, N.Y. 14619.

POPULAR ELECTRONICS INDEXES For 1976 now available. Prepared in cooperation with the Editors of "P/E." This index contains hundreds of references to product tests, construction projects, circuit tips and theory and is an essential companion to your magazine collection. 1976 Edition, \$1.50 per copy. All editions from 1972 onward still available at the same price. Add \$.25 per order for postage and handling. \$.50 per copy, foreign orders. INDEX, Box 2228, Falls Church, Va. 22042.

ELECTRONICS books, models, projects, experiments, network theorems, calculations. Invaluable for students, engineers. Sercolab, Box 78K, Arlington, MA 02174.

BACK ISSUE MAGAZINES. Free List. Send stamped envelope. Everybody's Bookshop, 317 West 6th, Dept. PE, Los Angeles, CA 90014.

## MOTION PICTURE FILMS

COLUMBIA PICTURES Super 8 Sound Sale — Brand new feature titles. New Centurians, Fail Safe, Buck & the Preacher, Odessa File, Breakout, Shamus, 1976 World Series (Reds/Yankees) — ea 400' Super 8 Sound color films — \$45.95 ea + \$1.00 shipping. Perfect Home Entertainment! Football Follies or Fabulous Harlem Globe Trotters — lots of bloopers & nonsense. 200' S8 color/silent, \$19.95 ea; S8 B/W, \$8.95 ea + \$0.85 per film shipping. Indy "500" 1976 (Johnny Rutherford) pre-race special, Eastman S8 color, 200' reel, silent with script, \$17.95 ea delivered. Alabama "500" NASCAR Stocks '77, S8 Color/Sound — see 5-story banks at 190 MPH — Waltrip tops Yarborough, \$27.95 ea PPD (save \$5 per print). Universal 64-pg catalog, \$0.85; Universat, Sportlite, Ring Classics, Columbia (being printed) order forms, \$0.35 ea. SPORTLITE FILMS, Elec-6/78, Box 24-500, Speedway, IN 46224.

## SERVICES

CATALOGS GALORE! Your name sent to over 100 mail-order advertisers. \$1. "Lists", 17-14 Pond Way, Manorville, NY 11949.

## MISCELLANEOUS

### 1978 COMMUNICATIONS HANDBOOK



Everything you want to know—about Ham Radio, SWL, Police-Fire Monitoring, CB Marine Radio, and Radar Detectors. Features, specifications, latest prices, and photographs of equipment on the market are at your fingertips. Order your copy from COMMUNICATIONS HANDBOOK, P.O. Box 278, Pratt Station, Brooklyn, N.Y. 11205. Enclose \$3\* (postage and handling included). \*Residents of CA, CO, FL, IL, MI, MO, NY STATE, DC and TX add applicable sales tax.

# OUTSIDE OF JAPAN...

**NEW-TONE ELECTRONICS** Has the Largest Inventory of Original Japanese Components  
Anywhere!

**PARTIAL LIST — CALL US FOR ALL YOUR DEVICE NEEDS**

2SA49 .49	2SB492 1.00	2SC775 1.90	2SC1628 1.10	40081 1.50	S6087A 3.80
2SA101 .49	2SB495 .75	2SC776 2.50	2SC1669 1.25	40082 3.00	S6087B 3.80
2SA102 .49	2SB507 1.40	2SC777 4.95	2SC1674 4.95	AN136 2.90	STK011 7.50
2SA200 .49	2SB511 1.50	2SC778 3.50	2SC1675 4.9	AN214 3.35	STK015 6.50
2SA221 .79	2SB528 1.40	2SC781 2.50	2SC1678 2.00	AN239 6.50	STK025 12.50
2SA234 .59	2SB536 1.50	2SC783 2.95	2SC1679 2.95	AN241 2.40	STK032 14.20
2SA353 .69	2SB539A 4.70	2SC784 4.9	2SC1684 4.9	AN245 5.50	STK036 19.00
2SA377 1.89	2SB541 4.70	2SC785 6.5	2SC1728 1.85	AN247 4.80	STK050 24.50
2SA387A .69	2SB554 8.00	2SC788 2.95	2SC1730 9.5	AN271 3.20	STK056 11.35
2SA473 1.25	2SB561 .60	2SC789 1.00	2SC1756 2.75	AN289 7.90	STK405 9.20
2SA483 2.79	2SB627 2.95	2SC790 1.50	2SC1760 1.60	AN315 3.50	STK415 8.50
2SA484 2.44		2SC793 2.50	2SC1816 3.50	AN331 5.40	STK433 9.25
2SA485 1.95	2SC32 1.35	2SC798 3.95	2SC1908 4.9	AN343 3.90	STK435 9.50
2SA489 1.39	2SC116 3.00	2SC799 3.25	2SC1909 3.75	AN360 2.50	STK437 11.50
2SA495 .60	2SC172 1.75	2SC815 5.5	2SC1957 1.00	AN380 7.50	STK439 11.60
2SA496 .99	2SC206 2.50	2SC828 4.9	2SC1964 3.95	BA302 2.50	TA7028M 3.50
2SA497 1.44	2SC237 1.75	2SC829 4.9	2SC1969 4.70	BA511 3.00	TA7045M 3.25
2SA509 .50	2SC281 .50	2SC830 2.95	2SC1973 9.0	BA521 3.40	TA7051P 3.00
2SA525 .95	2SC284 1.20	2SC838 5.0	2SC1974 3.50	C3001A 2.95	TA7054P 3.05
2SA537A 1.95	2SC287 1.25	2SC839 5.0	2SC1975 3.50	CX075B 2.95	TA7055P 3.00
2SA539 .60	2SC291 3.95	2SC853 9.0	2SC2020 4.95	CX100D 8.50	TA7060P 1.40
2SA561 .48	2SC325 3.95	2SC866 5.00	2SC2027 6.00	CX101G 8.50	TA7061P 1.50
2SA562 .45	2SC367 .85	2SC867 6.00	2SC2028 8.0	CX103D 8.50	TA7062P 1.50
2SA564 .50	2SC371 .49	2SC870 5.0	2SC2029 3.40	CX104A 8.50	TA7063P 1.50
2SA565 1.05	2SC372 .49	2SC871 5.0	2SC2034 2.95	CX121A 7.50	TA7072 3.00
2SA566 3.20	2SC373 .49	2SC900 5.0	2SC2074 2.50	CX130A 7.00	TA7074 2.90
2SA606 1.69	2SC374 .49	2SC922 6.9	2SC2075 4.00	CX148 11.70	TA7075 3.75
2SA624 .99	2SC375 .49	2SC929 4.9	2SC2091 2.50	CX149A 14.00	TA7076 3.75
2SA628 .49	2SC380 .49	2SC930 4.9	2SC2092 3.25	DN834 1.50	TA7089 2.90
2SA634 1.00	2SC381 .50	2SC938 9.5	2SC2098 3.90	DN835 1.60	TA7102P 5.80
2SA636 1.25	2SC382 .55	2SC943 1.00	2SC2166 3.75	DN837 1.50	TA7106P 3.25
2SA640 .49	2SC384 .60	2SC945 4.9	2SD45 4.95	DN838 1.70	TA7120P 1.50
2SA643 .60	2SC385 .70	2SC959 1.35	2SD68 9.0	HA1151 3.20	TA7122 1.50
2SA659 .49	2SC386 .70	2SC960 2.95	2SD72 8.0	HA1157 4.20	TA7124 1.85
2SA663 4.75	2SC387 .50	2SC984 8.0	2SD77 1.60	HA1158 4.20	TA7146P 3.75
2SA666 .69	2SC394 .49	2SC1000 4.9	2SD81 3.95	HA1159 5.00	TA7148 3.90
2SA671 1.50	2SC403 .50	2SC1013 9.5	2SD88 4.80	HA1199 3.25	TA7149P 3.90
2SA672 .70	2SC454 .49	2SC1014 9.5	2SD118 3.00	HA1202 2.20	TA7150P 3.75
2SA673 7.0	2SC458 .49	2SC1017 1.20	2SD130 1.20	HA1306 4.90	TA7153 6.90
2SA678 .65	2SC460 .49	2SC1018 1.00	2SD170 1.50	HA1308 4.50	TA7167 6.20
2SA679 4.95	2SC461 .49	2SC1030 2.80	2SD180 2.50	HA1312 3.40	TA7200P 3.50
2SA680 4.95	2SC478 8.0	2SC1034 5.60	2SD187 4.9	HA1314 4.20	TA7201P 4.50
2SA682 1.49	2SC481 1.50	2SC1047 5.9	2SD188 2.70	HA1316 3.50	TA7202 4.50
2SA683 6.0	2SC482 1.60	2SC1060 1.40	2SD201 4.50	HA1318 5.00	TA7203 4.25
2SA684 6.0	2SC484 2.60	2SC1061 1.25	2SD213 3.95	HA1322 4.20	TA7204 3.70
2SA695 .60	2SC485 1.40	2SC1079 3.95	2SD217 4.80	HA1325 3.20	TA7205 3.60
2SA699 1.30	2SC486 1.50	2SC1080 3.95	2SD218 3.90	HA1338A 4.95	TA7207 3.50
2SA699A 1.45	2SC493 3.50	2SC1096 8.0	2SD227 4.8	HA1342 4.50	TA7208 3.50
2SA705 1.75	2SC494 4.50	2SC1098 1.00	2SD234 8.5	HA1366 4.20	TA7209 3.80
2SA706 1.45	2SC495 8.5	2SC1114 4.92	2SD235 8.5	HA11112 8.90	TA7210 6.50
2SA715 1.35	2SC496 8.5	2SC1115 3.00	2SD257 3.50	HA11113 6.50	TBAA800 4.40
2SA719 .59	2SC497 1.40	2SC1116 4.25	2SD261 1.00	HD3113 4.90	TBAA810DS 4.40
2SA720 .59	2SC502 1.50	2SC1116A 4.75	2SD287 3.70	HD3127 7.80	TC4081P 1.75
2SA721 .59	2SC503 1.75	2SC1124 1.20	2SD288 1.50	LA1201 4.25	TC5080P 5.80
2SA733 .49	2SC504 1.75	2SC1162 1.00	2SD313 1.05	LA1240 3.30	TC5081P 3.60
2SA740 1.95	2SC509 1.75	2SC1166 4.8	2SD314 1.50	LA1364 3.70	TC5082P 4.00
2SA745 4.50	2SC515 1.95	2SC1170B 4.95	2SD315 1.20	LA1366 4.25	TC9100P 8.50
2SA747 5.75	2SC517 3.60	2SC1172 5.25	2SD318 1.95	LA1369 4.25	TD3400P 1.55
2SA750 4.9	2SC535 5.5	2SC1173 7.5	2SD325 9.0	LA3155 2.25	TD3441AP 5.10
2SA756 3.30	2SC536 4.9	2SC1175 7.5	2SD330 1.50	LA3201 1.95	TMA4312P 1.00
2SA758 5.60	2SC537 4.9	2SC1209 7.5	2SD331 1.50	LA3301 3.40	UH1C001 6.50
2SA777 9.9	2SC538 6.0	2SC1211 5.9	2SD356 1.00	LA3310 4.20	UH1C003 6.50
2SA816 7.0	2SC563 9.0	2SC1212 1.65	2SD358 1.10	LA3350 3.30	UH1C004 6.50
2SA839 1.95	2SC580 1.95	2SC1213 5.9	2SD360 1.05	LA4000 7.50	UH1C005 6.50
	2SC608 5.95	2SC1226A 8.5	2SD382 1.20	LA4030 5.40	UH1C006 6.50
2SB22 6.5	2SC609 5.95	2SC1237 4.00	2SD427 2.55	LA4031P 3.20	UPC16C 2.50
2SB54 4.9	2SC614 3.95	2SC1239 3.50	2SD525 1.50	LA4032P 4.20	UPC20C 3.75
2SB56 9.5	2SC619 6.5	2SC1306 3.50	2SCF6 1.25	LA4051P 3.20	UPC30C 3.75
2SB75 4.8	2SC620 4.9	2SC1307 4.75	2SCF8 3.50	LA4101 3.20	UPC41C 2.80
2SB77 4.8	2SC627 2.95	2SC1308 5.75	2SF8 3.00	LA4201 3.25	UPC48C 3.95
2SB111 5.9	2SC632 6.0	2SC1312 4.9	2SK19 1.25	LA4400 3.40	UPC157CA 2.50
2SB156 9.5	2SC634A 6.0	2SC1313 4.9	2SK23A 1.00	LA4420 3.40	UPC554C 2.50
2SB172 6.0	2SC644 .49	2SC1317 4.9	2SK30A 7.5	LAD001 3.20	UPC555H 2.20
2SB175 6.0	2SC645 6.0	2SC1318 4.9	2SK33 9.0	LD3040 1.60	UPC563H2 8.00
2SB186 4.9	2SC674 6.0	2SC1327 4.9	2SK34 9.0	LD3120 2.40	UPC566H 1.25
2SB187 5.5	2SC680 2.60	2SC1330 1.35	2SK40 1.30	M5112 8.40	UPC573C 3.25
2SB202 1.50	2SC684 1.20	2SC1342 4.9	2SK55 1.00	M5151PR 7.80	UPC575C 2.60
2SB227 2.95	2SC693 4.9	2SC1344 4.9	3SK22 2.20	M5152L 2.75	UPC576 3.25
2SB234 2.95	2SC696 1.75	2SC1347 8.5	3SK22Y 2.20	M5192 4.80	UPC587C2 2.95
2SB235 7.95	2SC699 5.95	2SC1359 6.5	3SK35 2.00	M51171L 2.00	UPC592H2 1.40
2SB270 7.9	2SC708 1.75	2SC1360 9.5	3SK39 2.00	M51513L 5.10	UPC595C 2.95
2SB303 4.9	2SC710 4.9	2SC1362 5.2	3SK40 2.00	MB3705 3.35	UPC596C 2.75
2SB324 6.0	2SC711 4.9	2SC1364 1.10	3SK41 2.20	MN3001 19.50	UPC1001H2 3.50
2SB337 1.35	2SC712 4.9	2SC1377 4.80	3SK45 2.20	MN3002 11.70	UPC1008C 5.75
2SB370 6.5	2SC715 6.9	2SC1382 9.5	3SK49 2.20	MN3003 9.45	UPC1020H 4.25
2SB405 6.0	2SC717 5.0	2SC1383 5.0	JSP7001 7.5	MN3004 17.95	UPC1025H 3.50
2SB407 1.35	2SC730 4.15	2SC1384 8.0	MA26 2.8	MN3005 75.00	UPC1026H 3.10
2SB415 6.5	2SC731 3.00	2SC1402 3.60	MPS8000 1.25	MN6040 16.75	UPC1152H 3.95
2SB434 1.15	2SC732 4.9	2SC1403 3.60	MPS8001 1.25	MN6040A 16.75	UPC1154H 3.95
2SB435 1.35	2SC733 4.9	2SC1419 9.5	MPSU02 5.0		UPC1155H 3.95
2SB440 6.0	2SC734 4.9	2SC1447 9.0	MPSU03 4.00	PLL01A 13.50	UPC1156H 4.50
2SB461 1.60	2SC735 4.9	2SC1448 1.00	MRF8004 3.00	PLL02A 8.50	UPC1380C 9.50
2SB463 1.40	2SC738 4.9	2SC1449 8.5	SD1074 19.95	PLL02A-G 8.50	UPC78L05 1.40
2SB471 1.40	2SC756A 2.40	2SC1475 1.25	SD1076 28.95	SG609 4.80	UPD277C 4.50
2SB472 2.60	2SC763 4.9	2SC1507 1.40	4004 3.00	SG613 6.75	UPD857C 15.50
2SB474 1.10	2SC773 6.0	2SC1509 8.5	4005 3.00	S6080A 3.75	UPD858C 9.50
2SB481 1.50	2SC774 1.50	2SC1624 1.10	40080 1.25	S6080B 3.80	JPD861C 18.50

### MINIMUM ORDER \$5.00

All orders add \$1.00 Postage and Handling.  
Canada \$1.50  
N.J. Residents add 5% sales tax

DEALERS: Write on letterhead for confidential price list.

24 HOUR SHIPMENT ON ALL DEVICES IN STOCK.  
ALL PARTS GUARANTEED — COD ORDERS WELCOME

## NEW-TONE ELECTRONICS

P.O. Box 1738A, Bloomfield, N.J. 07003  
Phone: (201) 748-6171, 2, 3

CIRCLE NO 40 ON FREE INFORMATION CARD

# CERTIFIED TRANSAR CONSULTANTS

## ARIZONA

Tom Miner  
**Arizona Audio**  
2230 E. Indian  
School Rd.  
Phoenix, AZ 85026  
602-279-4900

Dave Sandburg  
**Arizona Audio**  
2903 E. Broadway  
Tucson, AZ 85716  
602-795-9648

## CALIFORNIA

Jim Morgan  
**Bakersfield Audio**  
2801 F Street  
Bakersfield, CA 93301  
805-327-2726

Rich Navarra  
**Century Music, Inc.**  
488 S. Winchester Blvd.  
San Jose, CA 95123  
408-248-1856

Steve McCormick  
**Jonas Miller Stereo**  
8719 Wilshire Blvd  
Beverly Hills, CA 90211  
213-659-1707

Paul Karbel  
**Sound Center**  
2004 Ventura Blvd  
Woodland Hills, CA 91364  
213-883-2811

Jim Crow  
**Stereo Showcase**  
2529 Fulton Ave  
Sacramento, CA 95821  
916-483-5141

## GEORGIA

Nick Prince  
**Hi Fi Buys**  
3135 Peachtree Rd. N.E.  
Atlanta, GA 30305  
404-361-4434

## IOWA

Jerry Cave  
**Audio Labs**  
2204 Ingersoll Ave  
Des Moines, IA 50312  
515-288-2216

## ILLINOIS

Steve Ford  
**Deiner Stereo**  
715 S. University  
Carbondale, IL 62901  
618-549-7366

## INDIANA

Mike Stella  
**Sound Productions**  
2146 E. 116th St  
Carmel, IN 46032  
317-844-1103

## MASSACHUSETTS

Don Trivins  
**Eardrum of New England**  
16 Elliott Street  
Cambridge, MA 02138  
617-273-1105

## MICHIGAN

Bill Caffey  
**Audio Land**  
36633 Grandview Ave  
Mt. Clemons, MI 48043  
313-791-1400

## MINNESOTA

Doug Gustner  
**Audio King**  
7010 France Ave. S  
Edina, MN 55435  
612-920-4272

Lou Saverino  
**Audio King**  
1723 W. County Rd., B-2  
Roseville, MN 55113  
612-636-3686

Jim Skiff  
**Audio King**  
1808 S. Plymouth Rd  
Minnetonka, MN 55343  
612-546-4040

## MISSOURI

Chris Bauer  
**Audio Mart**  
8723 S



# INTRODUCING THE LOUDSPEAKER OF THE FUTURE

THE FULL RANGE HEIL AIR-MOTION SOUND SYSTEM BY ESS

Five years ago last March, ESS, a small California corporation, electrified the high fidelity world by introducing the AMT-1, the first loudspeaker to incorporate the Heil air-motion transformer as its midrange and tweeter. Two thousand AMT-1's were sold in the first ten days; twenty thousand in the remaining nine months of 1973 — more loudspeakers than any similarly priced loudspeaker in history.

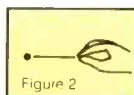
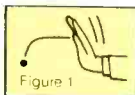
Like all great breakthroughs, the Heil was not just a mere improvement on conventional technology; it was the discovery of a better way that applied the *principle of leverage* to loudspeaker technology for the first time. All speakers are "transducers". They all convert electrical energy into acoustic energy. But only the Heil is also a "transformer" that *increases* the energy velocity 430 percent.

This increase in velocity is the crucial difference. Acceleration capacity is as vital to a loudspeaker as power is to an amplifier. That extraordinary increase in velocity gives the Heil its great clarity and definition, superb dynamic range, crisp transients and superior dispersion — in short, its audible superiority.

The Heil achieves this virtually "instant acceleration"™ by *squeezing* air rather than *pushing* it. A simple experiment dramatically illustrates the superiority of the squeezing mo-



**Transar/atd, the world's most accurate reproducer.**



**Dr. Oskar Heil's cherry pit illustration**

tion. Imagine trying to "shot put" or *push* a light object like a cherry pit (air) with the palm of your hand (a speaker cone). It won't travel very far or fast (Fig. 1). Now put the pit between your thumb and forefinger and *squeeze* (Fig. 2). It squirts out at high velocity. The physics of the Heil are just this simple and brilliant.

Transar/atd, the first full range Heil air-motion sound system, uniting the Heil air-motion transformer with the new Heil low frequency driver, is an equally astounding breakthrough. Transar's technical brilliance can be explicated at great length, but not in a few paragraphs. However, we invite requests for ESS's

theoretical monograph "Transar: A Study in Genius, A Study in Physics". But Transar is not the kind of product that stands or falls on theory. Its profound superiority is something one experiences with a sudden "shock of recognition". Treat yourself to the loudspeaker of the future. Experience Transar.

**transar/atd**

**ESS inc.** 9613 Oates Drive • Sacramento, Calif. 95827





# Your tuning band is like everything else in the city. Crowded. The LR-120DB helps you pick your way through the crowd.

In many cities, there are hundreds of stations crowded shoulder-to-shoulder across the tuning band. So moving across the band, you get hum, and hiss, and static.

The LR-120DB has adjustable FM muting, which allows you to mute out as much interference as you want, and zero in easily on your station.

The LR-120DB costs \$600. You can't get adjustable FM muting anywhere else for under \$900!



Adjustable FM muting may be the LR-120DB's biggest exclusive in its price range. But it is by no means the only one.

The LR-120DB is the only receiver anywhere near this price level that offers you all of the following features in addition to the adjustable FM muting:

**RESERVE POWER.** One measure of a fine receiver (like a fine automobile) is pure power. The LR-120DB gives you 120 watts\*\* per channel, more power than you'll ever need. The lesser power of lesser receivers can distort the signal, just when you're enjoying the music most—but the LR-120DB has the power to capture even the most demanding passages with perfect fidelity... even at the highest listening levels.

**BUILT-IN FM DOLBY.\*** You know what Dolby\* does: you know why. It's a virtual necessity in a fine FM receiver. During the critical passages when an oboe or a violin carries a delicate solo, the hissing of the signal can literally destroy the beauty of the sound. Dolby\* lets you reduce such disruptive sounds to the vanishing point—and enjoy the music unimpeded. Nothing—not even your own receiver—should be allowed to hiss great music.

There is one more significant advantage to the built-in Dolby.\* money. With more and more top-quality FM stations broadcasting in Dolby,\* many receivers now offer a provision for adding a Dolby\* decoder—at your expense. But the LR-120DB, with Dolby\* built-in, lets you enjoy the highs (and escape the hissing) without spending extra for a decoder.

**DUAL POWER METERS** with adjustable range read-out, one for each channel. There are other receivers which offer this feature—but there are very few in this price range.

At the risk of repeating ourselves, the LR-120DB is the only receiver in its price range which offers all of these features. (For a complete list of features, write for a \*see brochure. Lafayette, 111 Jericho Turnpike, Syosset, N. Y. 11791.)

Lafayette will put a lot of pleasure in your ears—without a lot of worry on your mind.

# Lafayette

its sound stands out in the crowd.

\*A trademark of Dolby Labs Inc.  
\*\*120 watts per channel, both channels driven into 8 ohms from 20 to 20,000 Hz, with no more than 0.09% THD.