


Popular Electronics[®]

WORLD'S LARGEST-SELLING ELECTRONICS MAGAZINE

JULY 1981/95¢

Video Disc Players Compared
Car Electronic Ignition Systems
TRS-80 Color Computer Review

Protect Your Home with the Burglar Baffler



VIDEO 81
VIDEO 81
VIDEO 81
VIDEO 81
VIDEO 81
VIDEO 81
VIDEO 81

SPECIAL DATE:



Here's the easy way to write your own programs.

Heathkit Self-Study Courses give you a complete command of computer language, so you can write the programs that do your specific tasks. Choose from four programming languages.



Easy, step-by-step learning

You learn at your own pace, performing exercises on your computer and following a clearly written and illustrated text. Tests at the end of each unit assure your understanding before proceeding to the next unit. In most courses your reading is reinforced by cassette tapes, so you see *and hear*, for more thorough learning.

Hands-on programming exercises

You learn by doing, not just reading. Special exercises guide you through the steps of designing and writing your own programs for your computer. Upon completion of the courses you'll be able to tailor existing programs to your specific needs, or write your own original programs from scratch.

Recommended for college credit

Many Heathkit Courses are now recommended for college credit by the American Council on Education. If you can't go back to college, now you can bring college home to you.

Free Heathkit Catalog

Details and prices on the complete line of Heathkit Self-Study Courses on computer and electronics subjects are in the new, free Heathkit Catalog. Send for yours today or pick one up at your nearby Heathkit Electronic Center.

FOUR HEATHKIT PROGRAMMING COURSES

BASIC™: easiest-to-learn, hobbyist's language
PASCAL™: sophisticated, easy-to-use language
COBOL™: the businessman's language
ASSEMBLY: very efficient, very precise language
Coming soon: FORTRAN™ and Microsoft™ BASIC™



Send for free catalog

Write to Heath Co.,
Dept. 010-794,
Benton Harbor, MI 49022.

In Canada write Heath Co.,
1480 Dundas Highway East,
Mississauga, Ontario, L4X 2R7.



Visit your
Heathkit Store
Heathkit products
are displayed,


sold and serviced at 62 Heathkit
Electronic Centers in the U.S.
and Canada. See your telephone
white pages for locations.

In the U.S., Heathkit Electronic
Centers are units of Veritechnology
Electronics Corporation.

Heathkit®

CIRCLE NO. 28 ON FREE INFORMATION CARD

ED-159



Unshackled

You're free at last from phone cords and extra monthly service charges.

Here's a phone that uses your own phone number and requires no installation.

You're out for a walk. About halfway around the block, you hear a pleasant beeping sound. To the amazement of those nearby, you reach in your pocket, extract a small 12 ounce object, and answer your telephone.

The sound quality is so good that except for the occasional sound of a passing car, nobody would suspect that you weren't sitting at home in your living room as you talk to them.

The new 700ft extended range cordless telephone by Universal Security, works perfectly on all push button or rotary dial phone systems, both at home and at the office.

You don't need a special phone number. There is no operator involved as there is in mobile phones. You plug this phone in just like any regular extension phone and there are no phone company monthly charges.

DO YOU HATE YOUR PHONE?

If you're inundated with phone calls all day, consider the new found freedom you'll experience with this cordless phone. It's so comfortable to use, you will reach for it first, even before you reach for your own desk phone.

Imagine for a moment that you are seated at your desk talking on the phone. As you talk, get up and stretch or go sit in a more comfortable chair.

Step out of your office and hand your secretary a note, or even walk right out of the building to the lunch truck or a nearby restaurant. The person you are talking to will never know.

You can place or receive calls within an area about equal to 12 football fields depending on environmental conditions. While you're talking, you can walk to a colleague's office to confer, or make a trip to the shipping department to check on a client's order in person.


The sound is crisp and clear. It is both static and drift free. There are no push to talk buttons. It's just like a normal phone. Plus, you can even control the

volume. If you dial a busy number, the phone will remember the number and redial it for you automatically with the touch of a single button.

HOME AND OFFICE

Use your cordless phone at the office during the week, then just 'throw' it in your briefcase before you leave work. You can use it all weekend at home.

Simply plug in the AC plug and the modular phone plug at the office or at home. The cordless phone goes where you go and is operational in 30 seconds.



Just plug in the base unit. The handset goes where you go.

YOU'LL LOVE IT AT HOME

Imagine walking the dog while talking on the phone. If you're needed at home, you can even be paged.

Think of the convenience for your wife, of being able to talk on the phone while keeping track of the children. She can check on them in the yard or down the street.

Consider the security of being only seconds away from the police or fire department. You can instantly call a doctor or anyone, anywhere. It's a superb personal security device.

Just walking from room to room, or up and down stairs cord-free is a real thrill. You can take a bath, mow the lawn or order a pizza from anywhere.

When your phone arrives, why not make a call from the living room or garden. It's a great combination of posh luxury and life saving utility.

NO INSTALLATION

If you can plug in a lamp, you can install your new cordless phone.

At the office, with multiline phones, we offer the phone octopus for \$9.98. (It's a \$24 value) You simply insert it at the cable junction by your phone and you can select between 3 different lines.

You can of course call the phone company and they'll put a jack in for a one time charge of about \$15.

A SECURE INVESTMENT

Universal Security Instrument Co. is an electronic security company. The new Tote and Talk 3200 is U.S. Government approved. It is both FCC and UL listed and is backed by Universal's limited 90 day warranty. DAK is America's largest direct selling manufacturer of magnetic products.

TRY THE TOTE AND TALK RISK FREE

Experience the thrill of total phone freedom as you roam throughout your home, yard or even a neighbor's house. You'll save time at the office with this cordless phone at your side.

Try the Tote and Talk for 30 days. If you aren't 100% satisfied for any reason simply return it in its original box for a courteous refund.

To order your cordless Tote and Talk risk free with your credit card, call our toll free hotline, or send your check for the special sale price of only \$189 plus \$3 for postage and handling-Item 9112 Add \$9.98 for the Multiline octopus. Item 9113 (CA res add 6% sales tax.)

It's a risk free investment that will pay for itself many times in convenience, security, and savings in time.

DAK INDUSTRIES INCORPORATED

Call TOLL-FREE (800) 423-2636
In California Call (213) 984-1559
10845 Vanowen St., North Hollywood, CA 91605

A NEW STANDARD OF RECORD CARE

DISCWASHER D4 SYSTEM



NEW D4 FLUID

Inherently more active against record contamination. Inherently safe for record vinyl. Preferentially absorptive formula carries all contamination off the record.

NEW D4 FABRIC

Unique directional fibers preferentially remove fluid and contamination. D4 fabric results in clearly better cleaning, better drying and ultimately residue-free surfaces.

UNMATCHED VALUE

The Discwasher D4 System is enhanced by the durability and aesthetics of the hand-finished walnut handle. Included in the D4 System are the DC-1 Pad Cleaner and new instructions.

discwasher[®]
PRODUCTS TO CARE FOR YOUR MUSIC

1407 N. Providence Rd.
Columbia, Missouri 65201

CIRCLE NO. 18 ON FREE INFORMATION CARD

Popular Electronics[®]

WORLD'S LARGEST-SELLING ELECTRONICS MAGAZINE

Feature Articles

IN PURSUIT OF GLITCHES /Herbert Cohen	57
<i>Locating and eliminating problems in your circuits.</i>	
UNDERSTANDING ELECTRONIC IGNITION SYSTEMS/Dave Bowman	61
<i>Despite their seeming complexity, you can service them.</i>	
The Electronic World: Video 81	11
IS PROJECTION TV FOR YOU?/Peter Mitchell	12
A BUYER'S GUIDE: VIDEO CASSETTE RECORDERS/Stephen Isaacs	20
HOME EARTH STATIONS FOR SATELLITE TRANSMISSIONS/Stan Prentiss	24
VIDEO DISC PLAYERS: LASER DISC VS. CED/Stan Prentiss	26
CHOOSING A VIDEO CAMERA/Ivan Berger	32

Construction Articles

PROTECT YOUR HOME WITH THE BURGLAR BAFFLER/Vaughn Martin	65
<i>Provides programmable, random lighting with safety features.</i>	
BUILD AN OCEAN-SPANNING CRYSTAL RECEIVER/Howard D. Lash	69
<i>DX reception with a totally passive circuit.</i>	

Equipment Reviews

RADIO SHACK TRS-80 COLOR COMPUTER/Carl Warren	7
MICRO-ACOUSTICS MODEL 630 PHONO CARTRIDGE/Julian D. Hirsch	43
B&K PRECISION MODEL 2845 DIGITAL MULTIMETER/Leslie Solomon	46

Columns

ENTERTAINMENT ELECTRONICS/Ivan Berger	42
<i>Indoor FM Antennas.</i>	
COMPUTER BITS/Carl Warren	48
<i>Coming Attractions Plus a Tip.</i>	
COMPUTER SOURCES/Leslie Solomon	55
SOLID-STATE DEVELOPMENTS/Forrest M. Mims	72
<i>A Potpourri of Developments.</i>	
HOBBY SCENE/John J. McVeigh	74
EXPERIMENTER'S CORNER/Forrest M. Mims	75
<i>Remote Sensing, Part 1.</i>	
DX LISTENING/Glenn Hauser	79
<i>Slow Scan Television on Shortwave Broadcast.</i>	
PROJECT OF THE MONTH/Forrest M. Mims	87
<i>Simple, Low-Cost Timer.</i>	

Departments

EDITORIAL/Harold A. Rodgers	4
<i>The Amplified Mind.</i>	
LETTERS	6
NEW PRODUCTS	38
ELECTRONICS LIBRARY	83
OPERATION ASSIST	88
PERSONAL ELECTRONICS NEWS	102

COVER PHOTO BY FRED BURRELL

COPYRIGHT © 1981 BY ZIFF-DAVIS PUBLISHING COMPANY. All rights reserved. Popular Electronics (ISSN 0032-4485) July 1981, Volume 19, Number 7. Published monthly by Ziff-Davis Publishing Co., at One Park Ave., New York, NY 10016. Philip B. Korsant, President; Selwyn Taubman, Treasurer; Bertram A. Abrams, Secretary. One year subscription rate for U.S. and Possessions, \$14.00; Canada, \$17.00; all other countries, \$19.00 (cash orders only, payable in U.S. currency). Second Class Postage Paid at New York, N.Y. 10016 and at additional mailing offices. Authorized as second class mail by the Post Office Dept., Ottawa, Canada, and for payment of postage in cash. POPULAR ELECTRONICS including ELECTRONICS WORLD, Trade Mark Registered. Indexed in the Reader's Guide to Periodical Literature. Ziff-Davis also publishes Boating, Car and Driver, Cycle, Flying, Popular Photography, Skiing, Stereo Review, Electronic Experimenter's Handbook, and Tape Recording & Buying Guide. Forms 3579 and all Subscription Correspondence: POPULAR ELECTRONICS, Circulation Dept. P.O. Box 2774, Boulder, CO 80302. Please allow at least eight weeks for change of address, enclosing, if possible, an address label from a recent issue. Permissions: Material in this publication may not be reproduced in any form without permission. Requests for permission should be directed to John Babcock, Rights and Permissions, Ziff-Davis Publishing Co., One Park Ave., New York, NY 10016.

Radio Shack Made the TRS-80[®] Color Computer Even Better!

At \$399*, it's no wonder the 4K TRS-80 Color Computer is ideal for beginners. Now there's a TRS-80 Color Computer designed for more advanced applications, too.

TRS-80 Extended Color BASIC Computer. This high-performance computer includes a 16K ROM Extended BASIC with advanced graphics, eight brilliant colors, and sound for an unprecedented low price! You can draw fine lines, circles, rectangles, boxes and more with *easy-to-use one-line commands*. Four graphic modes with two color sets allow up to 49,152 programmable screen points (pixels). There's 225 separate tones for music or sound effects, too. All this on a 16K RAM machine (including video memory) loaded with the dynamic features a serious programmer demands. You get a 32-cpl x 16-line screen, multi-character variable names (two significant), editing, tracing, user-definable keys, 255-character string arrays, floating point 9-digit accuracy, and even machine language routines.

Priced at Only \$599, the TRS-80 Extended Color BASIC Computer is useful, entertaining and educational. Yet using it can be as simple as plugging in one of Radio Shack's instant-loading Program Paks. The computer attaches to your TV, or our own \$399 TRS-80 Color Video Receiver. For just \$24.95, you can add a pair of joysticks which add flexibility to games and video displays. A built-in serial interface lets you attach a printer or a modem. A pair of tutorial, Extended Color BASIC instruction manuals are included, as well.

More Good News. Extended Color BASIC is also available as an upgrade kit (\$99) for your 4K Color Computer (16K RAM required — \$119). There's a modest installation charge for each kit.

New TRS-80 VIDEOTEX Software (with the modem shown below) offers quick, affordable access to various information

and data services. The CompuServe[®] Information Service gets you local, national and international news, weather and sports from major newspapers, like The New York Times and The Washington Post, plus the Associated Press News Service; info on stocks and bonds; educational reference service; nationwide Electronic Mail and much more! The Dow Jones[®] Information Services provides stock exchange quotes—as recent as 15 minutes—plus feature selections from The Wall Street Journal and Barron's.

Only \$29.95 Buys You VIDEOTEX Software including a free hour on both CompuServe and Dow Jones. Come see the new TRS-80 Color Computer, its programs and accessories, at your nearby Radio Shack today!

Radio Shack[®]

The biggest name in little computers[™]

A DIVISION OF TANDY CORPORATION

6100 STORES AND DEALERS, 140 COMPUTER CENTERS
AND 135 SERVICE CENTERS NATIONWIDE



NEW

A Low-Cost, Direct-Connect Modem. A convenient alternative to an acoustic coupler. The TRS-80 Modem I lets you enter the world of microcomputer communication for only \$149. Cable extra.

Specifications. Low-Power CMOS Circuitry: Full duplex 300 baud, 103 compatible ANS/ORIG. Sensitivity: -48 dBv - 43 dB. Connectors: DB25/4-pin DIN includes interface for Model I cassette port. FCC approved.

*Retail prices may vary at individual stores and dealers.

® CompuServe is a trademark of CompuServe, Inc.

® Dow Jones is a trademark of Dow Jones & Co., Inc.



EDITORIAL

The Amplified Mind

Doomsayers in the field of audio have been flagellating themselves and others with the idea that technological developments have gone about as far as they can. Amplifiers are better than they need to be; speakers are nearly as good as they can be; FM tuners are pushing the theoretical limits of sensitivity; and so forth. To those of this persuasion, digital audio, while it promises sound of unparalleled quality, is tinged with the menace of stagnation to come. What will there be to develop? What will manufacturers offer in new models except more "bells and whistles" and flashier cosmetics? (What these folk have against convenient, attractive equipment is not clear.)

At the opposite pole, though still on the sphere of pessimism, are the so-called "tweaks," the audio fans and manufacturers who will apparently spare no expense to own or bring forth the latest improvement in exotic componentry. Many of these seem to regard digital audio as a kind of latter-day heresy, leading believers away from the true

faith and the true quest for better sound. From my view, both camps are sadly lacking in imagination.

Looking more deeply at the phenomenon of digital audio, one can see that its foundation depends on 16-bit D/A and A/D converters able to handle samples at a rate of about 50,000 per second. For these to be widely used in consumer products, they will have to be cheap; and once they are, the door is open to the digital computer as a signal processor. Imagine a preamp that realized all its functions in software rather than hardware, or a "black box" that could synthesize forms of artificial imaging yet undreamed of. In addition, experimental digital loudspeakers, however crude, have been successfully demonstrated.

Pundits now speak of the "marriage of audio and video." But, viewed in terms of technological fecundity, this, I think, will prove a temporary alliance of convenience. The truly fruitful marriage (scandalous though the image may be) will be between

the evolving microcomputer and practically everything else electronic. Even now, artists are discovering a new medium in computer-generated video. And although electronic music is still considered somewhat of an oddity and is just now beginning to enter the mainstream, it will soon be possible to make computer-operated synthesizers perfect enough to tempt the most conventional-minded musician, if only as a compositional aid.

My purpose here is not to recount the virtues of cheap computing power. That has been done. Instead, it is to seek a lesson or watchword for dealing with technological impasses. If there is one, it might be this: the important amplification is not that applied to signals, but rather that applied to our minds.

Hal Rodgers

JOE MESICS
Publisher

ARTHUR P. SALSBERG
Editorial Director

HAROLD A. RODGERS
Executive Editor

LESLIE SOLOMON
Senior Technical Editor

JOHN R. RIGGS
Managing Editor

EDWARD I. BUXBAUM
Art Director

JOHN J. McVEIGH
Technical Editor

DAVID M. WEBER
Features Editor

ANDRE DUZANT
Technical Illustrator

CARMEN ROBLES
Production Editor

JEFF NEWMAN
Editorial Assistant

Contributing Editors

Carl Warren, Stan Prentiss
Glenn Hauser, Julian Hirsch, Forrest Mims

MARIE MAESTRI
Executive Assistant

OLIVIA WILSON
Promotion Coordinator

PEARL HARRINGTON
Assistant to the Publishing Director

SIDNEY HOLTZ
Publishing Director

Popular Electronics

Editorial and Executive Offices
One Park Avenue
New York, New York 10016
212 725-3500

Publisher
Joe Mesics
212 725-3568

New York Office
Advertising Manager:
Richard Govatski (725-7460)

Eastern Advertising Manager
Bonnie B. Kaiser (725-3580)
Richard B. Eicher (725-3578)

Midwestern Office
Suite 1400, 180 N. Michigan Ave.,
Chicago, IL 60601 (312 346-2600)
Sales: Ted Welch

Western Representative
Norman S. Schindler & Associates, Inc.
7050 Owensmouth Ave., #209
Canoga Park, CA 91303 (213 999-1414)
Sales: Norm Schindler, Jon Marshall

Representation In Japan

James Yagi
Oji Palace Aoyama
6-25, Minami Aoyama, 6 Chome, Minato-Ku
Tokyo, Japan (407-1930/6821, 582-2851)

Ziff-Davis Publishing Company

Philip B. Korsant	President
Richard Friese	Senior Vice President
Phillip T. Heffernan	Senior Vice President
Sidney Holtz	Senior Vice President
Edward D. Muhlfeld	Senior Vice President
Philip Sine	Senior Vice President
Albert S. Traina	Senior Vice President
Robert Bavier	Vice President
Paul Chook (Research)	Vice President
Baird Davis (Production)	Vice President
Edgar W. Hopper (Marketing)	Vice President
George Morrissey	Vice President
Selwyn Taubman	Treasurer
Bertram A. Abrams	Secretary

W. Bradford Briggs

Vice Chairman

Ziff Corporation

William Ziff	Chairman
I. Martin Pompadur	President
Hershel B. Sarbin	Executive Vice President
Furman Hebb	Vice President
Bruce Maggin	Vice President
Lawrence Sporn	Vice President

Editorial correspondence: POPULAR ELECTRONICS, 1 Park Ave., New York, NY 10016. Editorial contributions must be accompanied by return postage and will be handled with reasonable care; however, publisher assumes no responsibility for return or safety of manuscripts, art work, or models submitted.

The publisher has no knowledge of any proprietary rights which will be violated by the making or using of any items disclosed in this issue.



We'll pay you \$24 to look at our movies.

Just clip the coupon. We'll send you our free, full-color catalog along with \$24 worth of coupons good for Fotomat's video products. You'll get \$10 off the purchase of any movie and \$2 off the rental of one, \$10 off the cost of our transfer service, and \$2 off the price of a brand-name videocassette.

Fotomat is a VCR owner's dream-come-true. A complete video software center offering the finest hit movies, the best in blank videocassettes, the latest video games and instructional programs, and a service that transfers your home movies and slides onto videocassettes.


Drive-Thru Movies™

Fotomat is the source for hit movies. We've built an ever-expanding library of major motion pictures (current blockbusters and golden oldies), sports events and children's films. You can rent or buy over 250 titles. Best of all, you can rent most of them for \$9.95 or less. Just call Fotomat toll-free at 800-325-1111 ext. 3172. (In Missouri: 800-392-1717 ext. 3172.) And you can usually pick up your order the very next day at your participating Fotomat store.

Save bucks on blanks.

Fotomat stocks the best brand-name blank videocassettes like Sony, TDK, Fuji and Scotch. In Beta and VHS. At prices hard to match anywhere.

And for special savings on 3-packs of blanks, you can call us toll-free at 800-325-1111 ext. 3172.



(In Missouri: 800-392-1717 ext. 3172.)

Video Games

We have over 30 Atari® video games and accessories. So whether you want a super chess match or a battle with a space invader, you'll find it at Fotomat.

Put your memories on TV.

We'll transfer your home movies and 35mm slides onto videocassettes. Transferring 400 feet of Super 8 film costs just \$16 plus cassette. 120 35mm slides: only \$10 plus cassette. It's the best way to preserve your memories. And it makes showing them hassle-free.

So send in the coupon and look us over (or write Fotomat Corp., Dept. 3172, 4829 North Lindbergh, St. Louis, MO 63044). We'll give you a lot to see.

- AIRPLANE
- ELECTRIC HORSEMAN
- THE GODFATHER, PARTS I & II
- BON VOYAGE, CHARLIE BROWN
- ALIEN
- AMERICAN GIGOLO
- THE MUPPET MOVIE
- STAR TREK—THE MOTION PICTURE
- COAL MINER'S DAUGHTER
- MARY POPPINS
- BREAKING AWAY
- THE ROSE
- THE CHINA SYNDROME
- NATIONAL LAMPOON'S ANIMAL HOUSE
- THE SEDUCTION OF JOE TYNAN
- ESCAPE FROM ALCATRAZ
- GREASE
- THE SPECIAL EDITION—
- CLOSE ENCOUNTERS OF THE THIRD KIND
- THE HUNTER
- THE BLACK HOLE
- PETE'S DRAGON
- CLOCKWORK ORANGE
- EVERY WHICH WAY BUT LOOSE
- SPECIAL ATTRACTIONS: \$11.95.
- URBAN COWBOY
- THE BLUES BROTHERS
- THE DEER HUNTER

Send to Fotomat Corp., 4829 North Lindbergh, St. Louis, MO 63044.
Send me your Drive-Thru Movie catalog and \$24 worth of coupons.

Name _____

Address _____

City _____

State _____

Zip _____

Telephone/Area Code: _____

Please allow 4 to 6 weeks for delivery. Offer limited to one per family. 3172

FOTOMAT 

© Fotomat Corp. All Rights Reserved.

LETTERS

From the VOA

In the "DX Listening" column for March 1981, there are two references to the *Voice of America* that require some clarification.

The first is the implication that *VOA* broadcasts only official policy. In fact, the *Voice*—as America's largest international broadcaster, with an estimated regular weekly audience of 80-million people—is a respected source of world news and information. Its newscasts are prepared by professional journalists and are separate from the clearly labelled commentaries explaining U.S. foreign policy.

Second, the *VOA* relay station on the Caribbean island of Antigua is hardly redundant. It is, in fact, essential if *VOA* is to provide the type of mediumwave service the majority of Caribbean listeners want and deserve.

Finally, the implication, from whatever source, that *VOA* mediumwave

broadcasts would ever "be part of a CIA plot against the eastern Caribbean" is simply absurd. Such a connection does not exist, whatever critics of a more audible *VOA* in the region might wish to believe.—*M. William Haratunian, Acting Director, Voice of America.*

No Soft Errors

Mr. Mims' "Solid-State Detective Story" (Sept. 80) was rather interesting. However, if he hoped to find soft errors in his RAMs with alpha radiation, he would be disappointed if the chips were sealed, as alpha particles simply cannot penetrate more than a sheet of paper.

My chemistry teacher and I repeated Mr. Mims' experiment with a few variations. We used a video game that has 4K of RAM for our RAM scanning circuit. Then we used a beta-emitting device, because beta particles penetrate considerably deeper than alpha particles. Finally, placing the beta source directly over the powered RAMs, we bombarded the latter at several thousand counts per second (instead of the few counts per second used by Mr. Mims). We detected no soft errors during 10 hours of continuous beta bombardment.—*Edward Ramsden, Quincy, MA.*

New Computer Is Important

In the "Computer Bits" column of May 1981, Carl Warren states that Commodore's new Video Interface Computer 20 is little more than a re-packaging concept, with color- and

sound-generation capabilities thrown in. In my view, the point is not that the VIC-20 represents anything remarkably new in technology (although many would argue that the new video interface chip is quite remarkable), but that it is being introduced for under \$300. If that isn't remarkable, I don't know what is!—*Dennis Globus, Panorama City, CA.*

Variable Speed for Film Editors

I have read the article "Vary the Speed of Synchronous Motors with this Programmable Control" (April 1981), and it occurs to me that this control might be very useful for film editors who require accurate variable speed. Perhaps it could be used in projectors and professional cameras where speed is important to give fidelity in sound.—*J.V. John, Chicago.*

Oscilloscope Specifications

In your article "Oscilloscope: 1981" (April 1981), you covered the subject of bandwidth very well, but the reader who may not have a strong electronics background or is unfamiliar with scope specifications may be misled by the numbers given by manufacturers. In a strict engineering sense, bandwidth for voltage amplifiers is defined as $f(\text{upper}) - f(\text{lower})$, where $f(\text{upper})$ is the high-frequency point at which the gain has dropped by approximately 30%. The point $f(\text{lower})$ is defined similarly except it refers to the low-frequency point. Since most oscilloscopes have an $f(\text{upper})$ that is much larger than $f(\text{lower})$, which is usually dc, the bandwidth is normally listed as $f(\text{upper})$ only. Some manufacturers prefer to use some other (incorrect) definition of bandwidth. A prospective oscilloscope purchaser should be aware of this "specmanship" played by the manufacturers, and consult with someone who is familiar with the game before purchasing.—*S.D. Swift, Albany, GA.*

I'd strongly suggest that a scope buyer see the instrument he is going to buy before doing so. Take the covers off and visualize trying to change a panel light. He may be surprised at what is necessary in some models. To save money, he should be able to service his own instrument and if changing a panel light looks impossible, consider another purchase. Also, he should read the owner's manual before he buys, studying especially the calibration and maintenance sections. You get what you pay for and a less expensive scope might not be as well documented as it should.—*David Whitfield, Santa Fe, NM.*

I was particularly pleased with "Oscilloscope 1981" in the April issue. However, I must point out the table is in error in stating that the Heath Model IO-4555 does not have a sweep magnifier. I am the satisfied builder-owner of a Heath IO-4555, and I can assure you that in the center of the TIME/CM switch is a dual-function switch/potentiometer labeled VARIABLE-PULL FOR X5. It performs both functions reliably.—*Robert Hornberg, Lombard, IL.*

wabash®



Quality, Service and Availability

You can count on all three from Wabash Tape Corporation. Our toll-free number will put you instantly in touch with your local Wabash Distributor . . . and the finest diskettes money can buy!

800-323-9868

Wabash Tape Corporation 2700 Des Plaines Rd., Des Plaines, IL 60018 • 312-298-8585

CIRCLE NO. 63 ON FREE INFORMATION CARD

Popular Electronics Tests

The Radio Shack TRS-80 Color Computer

DESIGNED around a 6809E microprocessor, the Radio Shack TRS-80 Color Computer is meant for the home enthusiast. It offers sound generation and color graphics, of which the maximum resolution (256 x 192 pixels) permits excellent displays. Like many units in its class, the color computer comes equipped with a TV/Game 60-dB isolation switch that permits its use with any TV receiver through the set's antenna terminals.

The computer is housed in a gun-metal silver plastic case that covers the single-board computer and provides RFI shielding. The 53-key, short-stroke keyboard is laid out in a typewriter-like format. Although the keys have flat tops and are not really geared for fast typing they have an excellent "touch," and positive closure. Two joystick interfaces, a high-speed cassette interface, and an RS232 serial interface, a channel select switch for channels 3 or 4, and a 15-ft video connector cable for attaching to the isolation switch are available on the rear apron along with the RESET and POWER ON/OFF switches. All interface connections are made via a DIN connector. A small spring-loaded door in the right side allows plugging in the ROM-based Program Paks.


In its basic configuration, the TRS-80C is supplied with 4K bytes of RAM (expandable to 16K) and 8K of ROM that contains BASIC and other system firmware (expandable to 16K). The basic price of the TRS-80C is \$399. Options include: 16K memory conversion (26-3015), \$119, extended BASIC add-on (26-3018), \$99, Model CTR-80A Cassette Recorder with cable, \$59.95, and Dual Gyating Joysticks (26-3008), \$24.95. A fully configured Color Computer, including extended BASIC and 16K RAM (26-3002), is priced at \$599.

The currently available software comes in what Radio Shack terms Program Paks and include: Chess \$39.95, Quasar \$39.95, Pinball \$29.95, Football \$39.95, Checkers \$29.95, Personal Finance \$39.95, Math Bingo \$29.95, and Music \$29.95. The only cassette-based

package available is Videotex for \$29.95, which includes a free hour on Comuserve's information system network. A number of other packages are reportedly under development either by Radio Shack or outside vendors and will supposedly include an editor/assembler, Pascal, and Pilot. Micro Works of Delmar, CA has developed a Monitor available in cassette for \$29.95 or ROM for \$39.95 that permits the changing of

memory, communicating with a host, and development of high-level graphics.

General Description. The Motorola 6809E microprocessor works in tandem with a Motorola 6847Y Video Display Generator that reads data from memory and produces a composite video signal, and a 6883 synchronous address multiplexer. Interface to the television is accomplished via the 1372 modulator, as



shown in the block diagram. In operation, the computer is tied into the television receiver via the isolation switch and a 15-ft cable. The fully interfaced composite video signal permits the creation of a 31 character by 16 line display. Line wrap is automatic.

On power up, the computer defaults either into color BASIC, or, if a Program Pak is installed, to the program contained in the Pak.

Initial familiarization with the unit is facilitated by a 31-page Operation Manual. This covers every aspect of getting the computer into operation. It also provides helpful short programs to check the video-monitor color purity, horizontal and vertical positioning, and the sound on the TV set's speaker.

Compensating somewhat for the lack of software available for the TRS-80C is an extremely powerful BASIC interpreter. The version for the 4K machine is designed for the beginner and offers the functions that allow color selection, creation of a variety of sounds, and text string manipulation. The BASIC provides full string operators, LEFT, RIGHT, MID, PEEK, POKE, EDIT, and RENUMBER. Operators are provided to allow access to joysticks and the other peripheral ports. Use of the language is explained in a well-written, highly illustrated 152-page manual, "Getting Started with Color BASIC."

Once you have mastered this entry-level BASIC, you will more than likely

want to migrate up to "extended color" BASIC, described in a very complete 215-page manual, "Going Ahead with Extended Color BASIC." We recommend that, even if you purchase the full-

GRAPHICS SCREEN RESOLUTION				
PMode #	Grid Size	Color Mode	Pages Used	Point Size
4	256x192	2	4	□
3	128x192	4	4	□
2	128x192	2	2	□
1	128x96	4	2	□
0	128x96	2	1	□

ly configured system, you start with the first manual and work up to the second.

The extended BASIC is one of the most powerful we have seen and provides a full spectrum of graphics primitives including DRAW, CIRCLE, PAINT, and COLOR. In extended BASIC, up to 9 pages of memory (one page equaling 1536 memory locations) are available. One page is the normal mode and can be thought of as the entire available working video. The other 8 pages are for graphics. In other systems, these pages are called planes and are used to create depth or three-dimensional effects on the CRT screen.

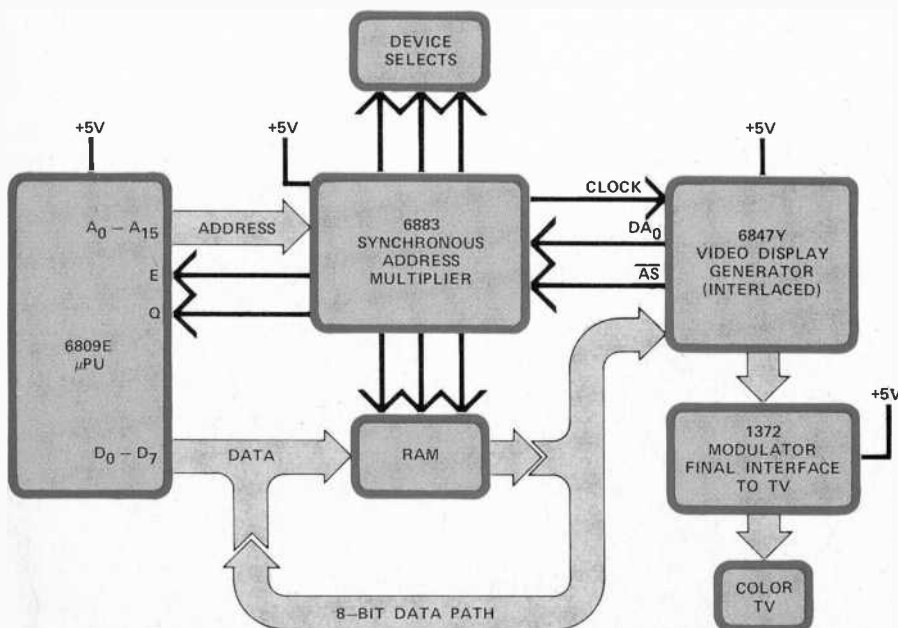
In the graphics mode, two operators are required: PCLEAR defines the number of pages desired (4 pages is the default if PCLEAR is not used), and PMODE. The latter tells the TRS-80C the resolution (see table), and which graphics page to start on. Both can be variables in a program. Because more memory is required to generate the viewed screen, at highest resolution, only two colors are provided.

Working in concert with the basic graphic operators are functions such as PCLS, which clears the screen and sets the background to the specified color. The SCREEN function tells the computer what you will be using the screen display for—graphics or characters. As a consequence, this permits the creation of programs that combine characters and graphics. To further enhance the graphics capability of the machine, the BASIC has a PCOPY function that allows copying one page of graphics to another. Furthermore, you can draw a circle by using CIRCLE and specifying where its center is and its radius. The circle can be shrunk or stretched and even rotated by entering height and width parameters. If you desire, the PAINT operator allows a specified color to be used as a "fill in".

Boxes of all sizes and shapes are easily created using the DRAW functions and setting the parameters. A neat trick is to create a box on the screen and then fold and unfold it. Then if you're really inventive, create a ball that you drop into the box. All of this is possible by mixing the various BASIC functions and without running out of memory!

Powerful as they are, graphics functions represent only a portion of the interactive functions available in extended BASIC. Using the PLAY function, the tones of a chromatic scale (A-G⁴) can be generated and made to sound in any of five octaves; duration, tone-color, and loudness can be specified as well. One interesting program that can be created involves using the graphics functions to create various musical instruments on the screen and using PLAY to make the associated sounds.

And there is still more to the BASIC. Operators that query the joysticks are provided to enable moving things around the screen. Two really interesting functions are GET and PUT. GET allows reading the graphic contents of a rectangle into an array, while PUT allows reading the array back on the screen. And, of course, should you want to create some interesting designs, or develop a mechanical design, extended BASIC includes all the trigonometry functions.



Block diagram of the TRS-80 Color Computer. The 6883 multiplexes available RAM and peripheral devices

Evaluation. The TRS-80 color computer that we evaluated was a 16K version with extended BASIC and without any of the Program Paks or cassette software mentioned earlier. Setting up the system is extremely simple, involving only connecting the computer to the isolation switch and the switch to the color-TV vhf antenna terminals, then tuning the TV receiver. Before using the computer, we spent some time reading the operation manual and both BASIC manuals, a move we strongly recommend for all users.

Before connecting the color computer to the TV receiver, we heard a rattle inside the case. Upon opening the case (we suggest you don't do this—it voids the warranty), we found that one of the two bolts holding down a transformer had worked its way loose and the other was about to follow suit. While we had the cover off we checked the clock and found it well within spec. We were unable to measure any significant RFI.

On power up, the TV receiver screen immediately turns green and the color BASIC sign-on message is displayed in the upper left-hand corner. There was no screen interference to disturb the display.

We did notice a slight pincushioning that we determined to be the fault of the receiver rather than the computer. By adjusting our TV receiver to create a slight ballooning, we created a more desirable display.

Although in general everything worked well, we found many discrepancies in the BASIC manuals. For example, when entering a SETCOLOR command to achieve a certain color, we got a different one. When we tried to emulate the suggested trig function formulas, we discovered that the math functions, as created in BASIC, were incorrect. Additionally, several of the sample programs contain errors that either caused incorrect operation or a syntax error.

We checked with Dave Lunsford of CompuSoft Publishing, who has been working with the TRS-80C for several months. He identified the same problems and provided Radio Shack with corrections. Radio Shack's Jonathan Erickson, the author of the manuals, verified the problems and indicated that corrections had been made for these and others that neither Lunsford nor we had found. Current owners will receive an updated manual in short order. Meanwhile, an errata sheet is provided with each set of manuals. Otherwise, the manuals are for the most part well-written and illustrated.

After several hours of using the machine, we found it difficult to use the

keyboard. This is primarily due to the use of very flat short-stroke keys. Radio Shack says that the expected use of the machine would not normally extend past a few hours. We would have preferred to see the keyboard used on the Model III, or at least a derivation of it. We also would have liked to have had dedicated keys for functions such as BREAK, ESCAPE, and CTRL, rather than trying to remember which combination to use. A possible alternative might be a labeling system on the keyboard or keys that quickly identifies these functions.

We also had difficulty holding the background color we had set when entering data. Each time we did, the computer defaulted to green. We were unable to find a satisfactory answer to this, but it was suggested that it might indicate the need to use the SCREEN function to set the parameters.

Truly a peccadillo is that the joystick ports don't match the manual in the way they are labeled. So when you think you are accessing the right joystick, you may be working with the left. Rather than relabel the computers, Radio Shack has altered the manuals to match the machine as it stands.

More disturbing is the use of reverse video and upper-case letters to indicate lower-case characters on the screen, in lieu of a full ASCII set. Similarly, we are disappointed to find that both versions of BASIC fail to understand common lower-case inputs.

Comments. To evaluate microcomputer systems priced under \$500, one must take a number of variables into account. Chief among these is functional capabilities, which abound in this particular model.

Additionally, one must consider support. Like the other Radio Shack computers, this one should soon be backed up by a copious supply of software. Also, Radio Shack has some 7000 stores to provide service and supplies. Moreover, there is a rapidly expanding network of "cottage industry" companies providing software and peripherals for the new machine.

The color computer represents what we consider the top-of-the-line, low-cost system. Anyone seeking a machine that will serve well as a teacher and a base for a home communication and entertainment center will find the TRS-80 color computer a strong contender. Although we found some problems, Radio Shack has assured us that it is carefully monitoring the color computer and working to improve its weak points.

—Carl Warren.

CIRCLE NO. 102 ON FREE INFORMATION CARD

WHY K40 BECAME THE LARGEST SELLING CB ANTENNA IN JUST ONE YEAR!

Because


K40

OFFERS A MONEY BACK

DOUBLE GUARANTEE

- TRANSMITS FARTHER
- RECEIVES CLEARER

...THAN ANY ANTENNA IT REPLACES!



AN AMERICAN MADE PRODUCT FROM AN AMERICAN COMPANY.

Call your local CB Dealer



For a FREE demo!

AMERICAN ANTENNA
© Copyright 1979 American Antenna, Elgin, Illinois

CIRCLE NO. 8 ON FREE INFORMATION CARD 9

PLAY IT AGAIN ON SCOTCH. THE NETWORKS DO.

Now the great heroes and the great performances can live again on Scotch® Videocassettes.



Videocassettes for your permanent reruns at home. Scotch Videocassettes are engineered to give you

The networks tape the old classics and new favorites just like you do. They know that no other video tape outshines Scotch in the brilliance and clarity of its picture. And they know that no other video tape shows the true colors of a colorful drama better than Scotch. That's why all three major networks use Scotch video tape.

That's why you should use Scotch

all the color and clarity your VCR can deliver.

So when you record at home, do as the networks do. Get Scotch Videocassettes.

FREE VIDEOCASSETTE OFFER.

Buy 5 Scotch Videocassettes and get a free L-500 or T-120. Details at participating retailers. Offer limited to cassettes purchased for home use only. Limit 4 free cassettes per household.

Not good in conjunction with other Scotch Videocassette offers. Offer expires September 4, 1981.



SCOTCH® VIDEOCASSETTES. THE TRUTH COMES OUT.

FOR PRODUCT INFORMATION CIRCLE NO. 56 ON FREE INFORMATION CARD.

FOR FREE VIDEOPHILE NEWSLETTER NO. 66 ON FREE INFORMATION CARD.

3M

VIDEO 81

Latest trends and
newest developments

PROJECTION TV *Is it for you?
How it will affect your lifestyle.*

VIDEO CASSETTE RECORDERS
*How do they differ? What features
are important? A guide for buyers.*

VIDEO CAMERAS *How they work,
what they can do, and how to match one
to you and your video cassette recorder.*

HOME EARTH STATIONS
*Locating and intercepting satellite
transmissions. Where to look
for signals and
how to find
the equipment.*

VIDEO DISC PLAYERS
Laser Disc vs. CED

VIDEO 81

IS

PROJECTION TV, an idea that was born in the 1940s, when lenses and mirrors were used to enlarge the image from a five-inch cathode-ray tube for easier family viewing, is back, and this time the world may be ready at last. The experience projection TV gives is not merely one of greater size. Its more detailed and involving image creates a far richer viewing sensation than can a glass tube in a box.

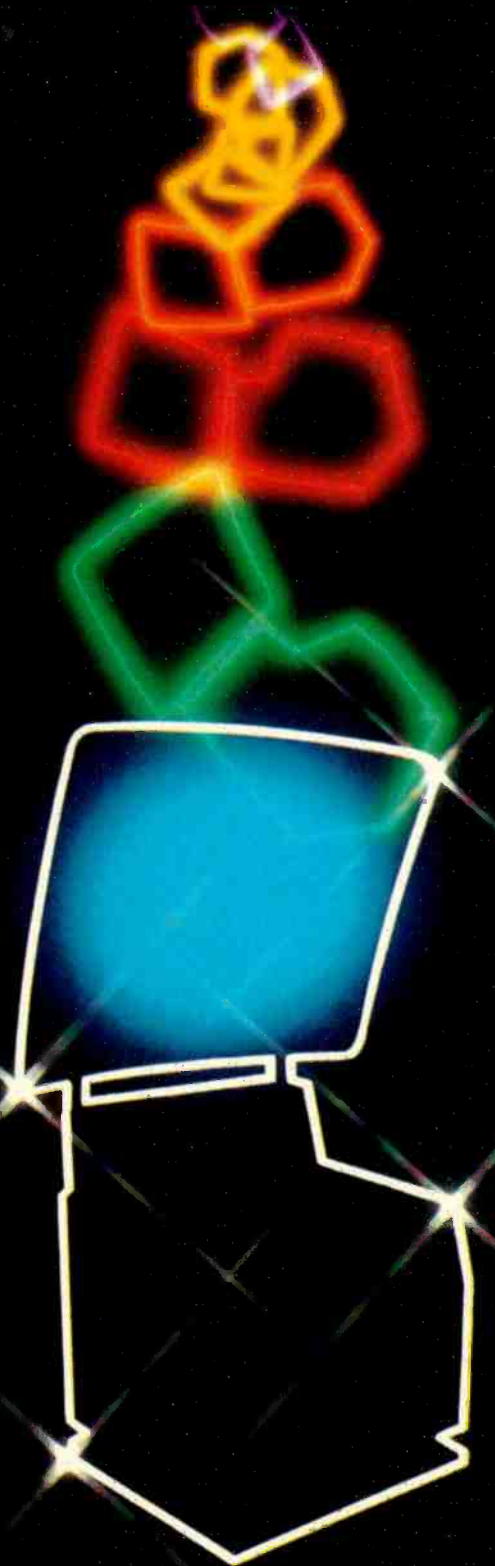
Often considered an eccentric extravaganza, much as hi-fi components were in the '50s, projection TV has been confined to taverns and seldom found in living rooms. High price and unfamiliar brand names, such as Advent and Mitsubishi, have also slowed popular acceptance. But the times, they are a-changin'.

In recent months, projection sets have been advertised by such mass-marketing heavyweights as RCA and Sears, evidently reflecting a belief that projection TV is about to make the transition from the exotic to the mass market. As of now, full-size projection sets are offered by Advent, Kloss, RCA, Sears, General Electric, Mitsubishi, Panasonic, Quasar, Sony, Heath, Curtes Mathes, Hitachi, and Sanyo, while models from Magnavox, Zenith, Pioneer, Tatung, Sylvania, and Fisher are expected soon. Still, projection TV isn't for everyone, and if you are contemplating a purchase (or are being asked for advice), it's worth knowing what to expect. We'll consider disadvantages, benefits, design tradeoffs, and installation hints, in that order.

WHAT'S WRONG WITH PROJECTION TV? High cost is one thing. Prices for three-tube sets range from \$2000 to \$5000. Of course, when this is amortized over a useful life of 10 years, the annual ownership cost is less than many people spend for cable service.

A fuzzy picture is another thing that's wrong. A projection-TV picture seldom looks completely sharp with crisp edges around objects in the scene. Video signal bandwidths are limited to about 4 MHz at the transmitter and are often down to about 3 MHz by the time they reach the screen, and the big picture reveals this. Smaller screens often seem sharper, but this is an illusion caused by sitting far away. If you look at the very best 19-inch TV from just a few inches away, it too seems quite fuzzy. With typical video bandwidths, a good rule of thumb is that you must sit about three screen diameters away to see a sharp picture, for example, 6 feet from a 25-inch console TV. A 7-foot screen can look just fine at 20 feet, but in a 12-foot room you probably will find a 4- or 5-foot screen more satisfying.

Typically, projection models are not as bright as ordinary TVs, so much so that most function best in a darkened environ-



PROJECTION TV FOR YOU?

ment—in effect, a home video theater. You can watch with full room lighting, or with daylight streaming in the windows, but ambient light reflecting off the screen will dilute the contrast, making the highlights look pale.

Owners of high-quality stereo systems are often dissatisfied with the technical quality of records, because they show up flaws that cheaper record-playing systems don't. A high-detail television system is similarly unforgiving of program-material faults. You may discover that your antenna and lead-in cable aren't good enough, that camera operators often are careless about focus and color registration, that many commercials are photographed on grainy film, and that closeups that look OK on a 12-inch monitor are ludicrous on the big screen. You will also find TV signals highly variable in quality, and that video cassette recorders produce pictures inferior in detail, texture, and color shading. (A video disc player, with its clean ghost-free images, is ideal for use with projection television.)

Another drawback is that projection TV is demanding. You can't put the big screen just anywhere in the living room. The set's requirements will dictate what the layout of your room must be. In two-piece sets, the positioning of the projector is critical. Bump it by as little as an inch or two, and picture resolution suffers. With three-tube sets you must periodically adjust the convergence of the three colored images on the screen, using the built-in test pattern. If you are fussy, you may want to do this daily.

A manufacturer may claim that his screen is washable and not prone to damage, but take this with a grain of salt. All screens except the rear-projection type are vulnerable to some damage. The screen has a finely-textured aluminum-foil surface that aims the picture's light toward the prime viewing area rather than reflecting it randomly. If the screen surface is struck or scraped, replacement may be necessary, at a cost of \$200 or more. Fortunately, most of the circuitry of a projection set is the same as that in a conventional TV, so repairs are no more frequent or costly (except for the problem of transporting the big set into the shop). The picture tube in any TV can fail; with a three-tube projection set, the odds of failure are three times greater.

WHY YOU MIGHT WANT ONE ANYWAY. The attractive side of good projection TV is hard to describe on paper. But you'll know it when you see it—properly demonstrated, with a good live broadcast, satellite relay, or video disc playback, on an accurately focused and aligned set, with appropriately muted room lighting. And don't be turned off by one bad demo. In

many stores, projection systems are shown with maladjusted controls, bad antennas, and mediocre video tapes.

Good, large-screen TV is much more like a movie in a theater than like ordinary TV. It involves you in a way that a tiny picture in a box cannot. Viewing a Cousteau special, you don't merely watch scuba divers; you virtually swim with them, immersed in blue water as multicolored fishes float by. When you watch a football game, your perspective is that of someone on the field—not quite a participant, but much closer than you would be if you were in the stands. In ice hockey, you can see the puck in flight and almost feel the bone-jarring impact when players collide.

Small-screen TV—which includes even 25-inch consoles—leaves you a casual spectator, able to split your attention be-

tween the TV and a book, a meal, or conversation. But high-resolution large-screen TV is a contact medium. The people are full-size. In a dramatic show you see every detail of facial expression and body language, and the characters seem three-dimensional. Conversation becomes annoying, commercial interruptions even more so (except for the really well-crafted ones, which become a delight to watch). If you also pipe the sound through a good hi-fi system, the total experience can make you more of a television addict than you ever wanted to be. Of course, there is another aspect to this. Bad acting, cheap production values, and manipulative screenplays are even worse when they are presented full-size.

All this comes not just as a result of the intimacy and visual impact the big picture



Kloss Model One Projection TV

VIDEO 81

brings. It's also because there is more to see. No longer segmented into dots or stripes, the picture can offer finer details and present a more realistically textured panorama. You become a more active viewer, scanning each scene for details that illuminate the context and enrich the sense of place, putting the action into truer perspective.

Big-screen video is distinguished by the stronger emotional reaction you have when watching. Its potential for pleasure (or annoyance) is greater; but otherwise, it's still TV. The controls are the same as those on a small TV, except for a couple of extra knobs to correct color alignment. Once a projection system is installed and aligned, even small children can operate it as easily as they can a 12-inch set. They won't hurt the projection set, and it won't hurt them. The tubes project harmless colored light at the screen, so the only special precautions are those needed to protect the screen.

SHOPPING AT LAST. Basically there are two classes of projection TV: one-tube and three-tube. Each is available in two formats: one-piece or two-piece.

Let's look at the formats first. Basically a projection TV uses a lens to project the image of a small TV picture tube onto a large screen. In a two-piece system, the TV circuitry and projection optics are in a console that sits in the middle of the room, throwing an image onto a separate free-standing screen. In a one-piece set, the screen is mounted directly on top of the console and a large, flat mirror (often mounted in a drawer) is used to fold the light path, reflecting the image up to the screen. Because of its more elaborate cabinetry and reflecting mirror, a one-piece set

is likely to cost more than a two-piece set of equivalent performance. The choice between the formats is essentially a matter of cosmetics, convenience, and economics. Neither is necessarily superior where performance is concerned.

But the choice between one-tube and three-tube design involves performance as well as cost. A one-tube set is just a standard 12- or 13-inch TV set mounted in a cabinet, together with a lens to project an enlarged image of its face onto a bigger screen. The advantage of such sets is their price, typically under \$1500. For rock-bottom cost (about \$560) you can buy lens-and-screen kits for use with your existing TV set. (Since the lens projects an inverted image, usually the TV must be modified to flip its image.)

The disadvantage of one-tube sets is their relative lack of brightness and detail. When you take a 12-inch picture and blow it up to fill a 48-inch screen, you are spreading a fixed amount of light over a 16-times larger area. Loss of brightness is thus inevitable, even if you compensate by turning up the set's brightness and contrast controls unusually high (and risk shortening the picture tube's life). Moreover, enlarging a 12-inch picture cannot increase its inherently limited resolution, so there's no more detail in the projected picture than you would see if you simply sat close to the 12-inch set. While one-tube sets can provide a big picture and lots of viewing enjoyment, they cannot equal a three-tube system in performance.

Fundamentally, the segmentation of a color CRT into thousands of groups of phosphor dots or vertical phosphor stripes limits brightness and resolution. This is because only about one-fifth of the screen

area can glow in any one color. The remainder of the tube face is occupied by the phosphors for the other two primary colors and the border areas separating them.


In a three-tube system, on the other hand, a separate CRT is used for each color. As each CRT face is fully and uniformly coated with just one phosphor, resolution is limited only by the fineness of the electron beam and the bandwidth of the video signal. Since each tube is fully coated with phosphor the image can be very bright.

WHAT TO LOOK FOR. In the absence of widely available test reports and standardized specifications for projection TV, it may be difficult to sort out claims made by competing manufacturers and retailers. Here are some of the factors you may want to consider.

Brightness. Every manufacturer claims to deliver a bright image, but some are substantially brighter than others. Still, most projection sets don't have the brilliance of today's direct-view sets. Some manufacturers rate their image brightness in *foot-lamberts*. If such measurements were made by a standardized technique, they could provide a valid comparison; but, in fact, manufacturers use differing procedures, and so, this is not the case. You'll have to make your own judgment, aided by the knowledge that screen brightness is affected by screen directivity and size, lens f-number, and CRT design.

Directivity. As with antennas, the brightness "gain" of a projection screen is derived from its directivity. If the screen reflects its light narrowly in one direction, the image will be bright there and dim everywhere else. If the screen scatters its light

General Electric Widescreen 4000



over a larger angle, the viewing area becomes larger and the image dimmer. High brightness and a very wide viewing angle are mutually incompatible, so beware of claims to the contrary.

Screen Size. Some manufacturers use virtually the same electronics and optics in several models with different screen sizes. All else being equal, the smaller the screen the brighter the image. This is one reason why so many new models feature 4-foot (50") screens; at this size it is relatively easy to achieve adequate brightness.

Lens f-number. The lower the f-number of the projection lens, the more light it collects from the CRT to project onto the screen, and thus the brighter the image can be. An $f/1.0$ lens collects twice as much light as an $f/1.4$ lens, and an $f/0.7$ lens collects twice as much as an $f/1.0$. But low f-number lenses cost more to manufacture, and their focusing is more critical, requiring greater precision in projector assembly and in screen manufacturing. Below about $f/1.0$, lenses are impractical and a curved mirror is used to project the image, aided by a thin corrector lens at the front; this is the Schmidt optical system.

Resolution. It may be argued that, in view of its large size, the sharpness of a projection TV's picture is at least as important as its brightness, yet specifications of picture detail are remarkably rare. To reproduce all the detail in a broadcast, a TV set should have a video bandwidth of about 4.2 MHz. But as the test reports in *POPULAR ELECTRONICS* have shown, conventional models often have a bandwidth no greater than about 3.0 MHz at the screen. Regrettably this is also true of many projection sets. And while the difference between 3 and 4 MHz of video bandwidth may not be very obvious on a 19-inch screen, it is readily visible on a 6-foot screen. Right now, resolution is an eyeball judgment. When making it, be sure that apparent sharpness isn't being compromised by poor convergence, or by a low setting of the **DETAIL** or **SHARPNESS** control.

Comb Filter. In broadcast signals, the highest luminance frequencies (between 3 and 4 MHz, representing the finest picture details) straddle the chroma subcarrier at 3.58 MHz. Consequently, conventional video circuits don't completely succeed in separating the luminance and chroma. A common symptom of this is a false color shimmer superimposed on fine black-and-white stripes, such as a sport referee's shirt. A comb filter provides virtually complete separation of the two signals and makes it easier for the designer to exploit the full bandwidth of the video signal.


I **INSTALLATION.** If a large-screen TV is just what you want, the first thing to check is the quality of the picture you receive now. Snow, static, or ghosting that seems innocuous on a 12-inch screen will be much

more annoying enlarged. If you are investing \$3000 in a projection system, it's false economy not to spend another \$300 for a high-quality antenna, rotor, and lead-in system—preferably one without splitters and distribution amplifiers. Given an inadequate master antenna system in your apartment building, or sloppy engineering at your local cable franchise, you may want to explore the likelihood of improvements before you bring the big set home. Should you end up with a signal so strong that it overloads your set's tuner, a passive attenuator at the TV end of the cable will reduce it and, as a bonus, may improve the impedance match between the TV and the cable, minimizing closely spaced ghosts.

When planning to install a projection system in the living room, there are two major factors to consider. One is the desirability of locating the screen away from the primary traffic paths in the room, so that people won't collide with and damage it. The second is the location of windows and lights. The screen behaves a little like a


mirror: light arriving at the screen head-on is reflected directly back (into the prime viewing area in front of the screen), while light striking the screen at an angle will be reflected off to the side. To fully enjoy projection TV you will have to darken the room. On the other hand, lamps located above or to either side of the screen, and light from windows on either side of the screen, will simply reflect off to the other side and not affect the prime viewing area much.

Life-size video, then, is a little more fussy about the quality of the signals it receives and about its installation in the living room than a conventional TV set is, but the effort is well worth it. Industry optimists hope to sell as many as 100,000 projection sets this year, or about one percent of all color TV sales. If you are lucky enough to be among that one percent of buyers, you will find your decision rewarding—especially if you pipe the video soundtrack through a good stereo system and experience the video and audio on an equally panoramic scale. ◇



Mitsubishi Model VS-510UD Projection TV

“If you’re going to learn electronics, you might as well learn it right!”



“Don’t settle for less. Especially when it comes to career training...because everything else in your life may depend on it. That’s why you ought to pick CIE!”

You've probably seen advertisements from other electronics schools. Maybe you think they're all the same. They're not!

CIE is the largest independent home study school in the world that specializes exclusively in electronics.

Meet the Electronics Specialists.

When you pick an electronics school, you're getting ready to invest some time and money. And your whole future depends on the education you get in return.

That's why it makes so much sense to go with number one... with the specialists... with CIE!

There's no such thing as bargain education.

If you talked with some of our graduates, chances are you'd find a lot of them shopped around for their training. Not for the lowest priced but for the best. They pretty much knew what was available when they picked CIE as number one.

We don't promise you the moon. We do promise you a proven way to build valuable career skills. The CIE faculty and staff are dedicated to that. When you graduate, your diploma shows employers you know what you're about. Today, it's pretty hard to put a price on that.

Because we're specialists, we have to stay ahead.

At CIE, we've got a position of leadership to maintain. Here are some of the ways we hang onto it...

Our step-by-step learning includes "hands-on" training.

At CIE, we believe theory is important. And our famous Auto-Programmed® Lessons teach you the principles in logical steps.

But professionals need more than theory. That's why some of our courses train you to use tools of the trade like a 5 MHz triggered-sweep, solid-state oscilloscope you build yourself—and use to practice troubleshooting. Or a Digital Learning Laboratory to apply the digital theory essential to keep pace with electronics in the eighties.

Our specialists offer you personal attention.

Sometimes, you may even have a question about a specific lesson. Fine. Write it down and mail it in. Our experts will answer you promptly in writing. You may even get the specialized knowledge of all the CIE specialists. And the answer you get becomes a part of your permanent reference file. You may find this even better than having a classroom teacher.

Pick the pace that's right for you.

CIE understands people need to learn at their own pace. There's no pressure to keep up... no slow learners hold you back. If you're a beginner, you start with the basics. If you already know some electronics, you move ahead to your own level.

Enjoy the promptness of CIE's "same day" grading cycle.

When we receive your lesson before noon Monday through Saturday, we grade it and mail it back—the same day. You find out quickly how well you're doing!

CIE can prepare you for your FCC License.

For some electronics jobs, you must have your FCC License. For others, employers often consider it a mark in your favor. Either way, it's government-certified proof of your specific knowledge and skills!

More than half of CIE's courses prepare you to pass the government-administered exam. In continuing surveys, nearly 4 out of 5 CIE graduates who take the exam get their Licenses!

Associate Degree

Now, CIE offers an Associate in Applied Science Degree in Electronics Engineering Technology. In fact, all or most of every CIE Career Course is directly creditable towards the Associate Degree.

Send for more details and a FREE school catalog.

Mail the card today. If it's gone, cut out and mail the coupon. You'll get a FREE school catalog plus complete information on independent home study. For your convenience, we'll try to have a CIE representative contact you to answer any questions you may have.

Mail the card or the coupon or write CIE (mentioning name and date of this magazine) at: 1776 East 17th Street, Cleveland, Ohio 44114.



CIE Cleveland Institute of Electronics, Inc.
1776 East 17th Street, Cleveland, Ohio 44114

PE-42

YES... I want the best of everything! Send me my FREE CIE school catalog — including details about the Associate Degree program — plus my FREE package of home study information.

Print Name _____

Address _____ Apt. _____

City _____

State _____ Zip _____

Age _____ Phone (area code) _____

Check box for G.I. Bill information: Veteran Active Duty

MAIL TODAY!

VIDEO 81

A Buyer's Guide:

FREEDOM from network TV schedules, the ability to play back rental movies at your own convenience, and even the capability of making your own productions from scratch are all benefits that a video cassette recorder (VCR) bestows upon its owner. But in the past year or so, the number of available VCR models has proliferated to the point where choosing the one that best fits your needs is a challenging task. In addition to knowing just how the machine is to be used, a potential buyer needs basic information about the various models and their features. Fortunately, satisfying this requirement is easier than it seems, for what appears to be a myriad of machines can be distilled into a handful of models from just a few manufacturers. The material below describes each of the important models and indicates the brand names under which they are available.

VHS

MATSUSHITA. Model 1, is a no-frills machine with a Start Only Timer that always records to the end of tape. Its transport and mechanical tuner are the same as those used in the line two years ago, but it does have 6-hour capability and will play all VHS tapes recorded at any speed.

Moving up to Model 2 is a major jump, not in features—for all you gain is audio dub and an off time setting—but in technology. This machine uses a new transport developed to counter Beta's advantage of visual search (Betascan). The tension in the VHS M-Load tape path precluded high-speed search in both directions. This new transport can reduce tape tension during search modes. Ironically, however, this model doesn't offer search! That comes in the next model.

A backup assemble editor that cleanly joins recorded segments is included, as well as a varactor tuner instead of the dual-drum type used in the Model 1. Since the timer in this unit cannot change channels, the advantage to the varactor tuner is limited to channel change on the remote control and access to cable channels D-K. If the tuner is set to Hi-vhf and channels above and below 7 and 13 are explored, extra channels will be found.

Model 3 adds visual search, allowing scanning at nine times recorded speed. This only functions for long-play (LP) and super long-play (SLP) modes because this is a two-head machine. The 30-micron video heads are too narrow to scan SP tracks. As it is, the noise bars visible during LP scanning are worse than those in SLP. The function is inhibited at standard play, where the noise would be objectionable.

VIDEO CASSETTE RECORDERS

Next in the series is what we'll call Model 4, which adds 8-event/14-day programming to the simple 1-event/1-day timers in the lesser machines. This timer permits daily and weekly repeats. You are only limited by the 6-hour capacity of current VHS T-120 tapes.

Promises of a T-180 cassette with 9-hour capacity have not materialized so I will venture a prediction: a VHS T-150 that will extend record time to 7.5 hours will surface in about a year, but only on machines with scanning abilities will this cassette play safely. The reduced tape tension of these machines is the key. A T-150, incidentally, will hold a 2.5-hour movie at SP.

The top of the Matsushita home VCR line, Model 5, has all the previous features plus the four-head video scanner necessary for special effects at SP and SLP and visual search at all speeds. This machine makes the best SP recordings due to the full use of the 58-micron track allotted in the original VHS specs. Video heads on multispeed two head VCRs are always narrower than the video track width allowed at the highest speed. This not only wastes tape, it degrades the signal-to-noise ratio. The SP heads in the Model 5 are actually wider than the video track to permit scanning of adjacent tracks during freeze. A separate set of heads is necessary for these effects on SLP recordings because the dimensions of the head gaps must suit the tracks being read. This minimizes noise bars. No freeze frame or slow motion is possible for LP recordings.

Matsushita also makes a portable VHS model that is available in several forms. Model 6 is a 3-speed unit with one pair of special effects heads designed for SLP recordings. This configuration makes this unit one of the most versatile currently available. It plays and records at all speeds, is lightweight (13 lb), and can record for over two hours on one battery charge. This is reduced to 80 minutes while powering a camera. It offers freeze frame and frame advance at SLP and can be teamed with three different power-supply/tuner/timer accessories: a power supply alone, a 1-event on/off tuner/timer with power supply and an 8-event/14-day tuner/timer also with power supply.

If you can forego LP and SLP speeds and want the best quality possible, Model 7 may be for you. Really from Panasonic's industrial line, the NV8410 is identical to the Model 6 except that it uses a single pair of SP special effects heads.

Matsushita makes VCRs for Panasonic, Quasar, RCA, Curtis Mathes, Magnavox, Sylvania, Philco, and J.C. Penney, but not all brands have all models.

HITACHI. In the Hitachi line, even the lowest machines offer extended program-

ming. Hitachi machines offer slightly better signal-to-noise specifications than the best of other brands: 46 dB compared to 45 dB. Strangely, this is achieved in all cases with only two video heads. The company credits this feat to a video enhancer circuit incorporated in an IC chip.

Model 1, at the bottom of the line, has 3 speeds and a 1-event/10-day timer. Recording time is set in 15-minute increments. Several buttons, each worth a different number of minutes, must be depressed to give the total time desired. The tuner is a varactor type with some cable channel coverage. No high-speed visual search is offered, although SLP recordings can play at triple speed.

Model 2 adds a 5-event/7-day timer that is very flexible, allowing daily and weekly repeats. This model also has the triple-speed-play feature for SLP.

Hitachi's latest, Model 3, features full special effects by remote control and visual search at 10 times normal speed. These features only work at SLP due to the two-head design. This machine has the editing feature that minimizes breakup during program assembly, and the amount of video enhancement is user adjustable. The latter permits increased detail when video noise isn't a problem or vice versa.

Hitachi offers one portable, Model 4,


with three speeds and triple-speed play of SLP recordings. This recorder lacks freeze frame, but offers excellent video specs with an editing feature. Options include a power supply alone and a 5-event/7-day tuner/timer power supply. Also available in some stores is a 1-event/7-day timer that was offered with last year's two-speed (2/4-hour) portable. Both tuners are varactor type with some cable channel range.

Hitachi's machines are sold under its own name and General Electric's. RCA gets its portable from Hitachi instead of Matsushita, which supplies all its other VCRs.

Just introduced is a new home unit that is a slightly simplified Model 3 without the special effects and multievent timer. Also, a new 11-pound portable with full effects for SLP recordings.

JVC. Japan Victor Company, originator of the VHS format, takes pride in maintaining a video quality where some other companies compromise for tape economy and long recording times. JVC's lineup includes last year's 6700 and this year's HR2200 portable.

When introduced, the four-head HR6700 was state of the art. Its unique scanner design permitted 6-hour record time without compromising 2-hour quality. Its slow-



General Electric VHS Model IVCR2002X



*Akai VHS Activideo
Model VPS-7350*

VIDEO 81

motion system was the first to suppress noise bars.

Model 6700 also offers "edit start control" for good assembly edits and a 6-event/7-day tuner/timer. This timer has three semipermanent events which repeat indefinitely as well as three one-time events. Record duration can be set in

5-minute increments. Unique to the 6700 is double-speed play with audio. A chopping technique is used to, in effect, throw away half of the audio and restore normal pitch. This permits viewing and comprehension of a 1-hour program in 30 minutes.

Unlike Matsushita and Hitachi, JVC does not offer LP (4-hour) mode. Rather than include the extra set of heads needed to offer full effects at that speed, JVC has omitted it entirely. This is unfortunate, since

LP is very popular, and many second-time buyers have a library of such recordings. Also, JVC owners will not be able to trade tapes as readily as they might like.

The lack of high-speed visual search in the 6700 should be remedied in the next JVC model. In Europe, the single-speed JVC7700 is already available. A U.S. multi-speed version is being developed, no doubt. But will it have LP?

JVC's newest portable is the 11-lb HR2200 model, which is an SP machine with full special effects on a wired remote control. Besides variable-speed slow motion, it offers ten times normal speed visual search. A power supply is available that charges the internal battery as well as a second spare battery in under 90 minutes. (Most other portables take 6 to 8 hours to charge.) A tuner/timer/power supply is also offered. Because of the machine's 2-hour maximum record time, the timer only has one event, but it can be set up to 10 days in advance. In North America, only JVC itself sells JVC-built machines.

AKAII. Both models currently available, the VP7300 and this year's VP7350 are portables. Akai's thinking goes: Why offer a stationary model if a portable can do the job as well and permits on-location shooting as a bonus? The 7300, Akai's first North American VHS product, is an SP-only VCR with full special effects including four times normal speed play. (This was a VHS speed record until recent improvements in other brands.) Freeze frame is free of noise, but the slow motion is not. The tuner/timer for this machine offers 2 on/off events over a 7-day period, but both events must be from the same channel. As with the JVC portable, multiple events are of limited use due to the 2-hour maximum time available on the T-120 cassette.

Akai's newest, the VP7350, is the only consumer stereo VCR and it uses Dolby noise reduction to compensate for the loss in signal-to-noise ratio caused by halving the audio track width. It is an SP/SLP recorder with a special search mode that stops the tape during fast forward at each blank space. The 6-event/7-day tuner/timer has essentially the same capabilities as the JVC 6700.

SHARP. Sharp is one of the newest VCR manufacturers, but its sophisticated calculator technology carries over to its video products. A liquid-crystal display and microcomputer give Model VC6800 a 7-event/7-day tuner/timer and an elapsed timer meter unique in the industry. This 2-/6-hour machine has no special effects, but at present it is the only front-loading VCR. Sharp also offers a go-to-counter feature that permits entering a tape location into the microcomputer and having the tape cued to that spot automatically. This is more useful than the simple memory counters on other machines.

Pressure from the videodisc has Sharp offering the latest budget model, the 7400, for \$895 or less. It is a bare-bones ma-

THE FUTURE OF TELEVISION IS TODAY WITH DOWNLINK.

Why wait until 1985 just to get three channels of satellite reception when Downlink's D-2X receiver can give you sixty channels of brilliantly clear unedited movies, sporting events, world news and special programming from the many satellites over the North American continent... Now.

The D-2X's modular format and state-of-the-art circuitry allow for sharp, colorful reception of the entire satellite bandwidth (from 3.7-4.2 GHz).

So you can get all sixty channels *plus* the new channels that will be available in the future.

Made from the finest microwave components, the Downlink D-2X receiver features dual-conversion design, permitting multiple receiver installations and phase-lock loop processing which brings living color to your TV.

The complete and easy-to-install Downlink System including the D-2X receiver, low-noise amplifier, Skyview I antenna and cable can be yours for \$3,595.00. So live the future of television now... with Downlink.

For the name of the Downlink dealer nearest you call toll-free 800-641-4645, ext. 214. In Missouri, call 800-492-4892.



For more information, contact:
Downlink, Inc.
30 Park Street
Putnam, Connecticut 06260
(203) 928-7731

CIRCLE NO. 19 ON FREE INFORMATION CARD

chine, but it retains the 6800's front-loading feature. It has only a 1-event timer.

MITSUBISHI (MGA). Mitsubishi's first VHS product was a JVC 3300 in disguise, but the VCR now offered in North America, Model HS300, is unusual in terms of design. The use of five motors is said to reduce the internal parts count and increase reliability. This is also the only VCR offering wireless remote control. It is an SP/SLP machine with one pair of video heads that give it full special effects at SLP. It also offers 15 times normal speed visual search of SLP recordings. The tuner/timer is similar to the JVC 6700 with 6 events over 7 days.

Beta

SONY. Sony is currently selling four models. Since the Zenith machines are also made by Sony, we will, as we did with Matsushita, characterize the line by arbitrary numbers. Sony's basic unit, Model 1, incorporates a 1-event/3-day timer. The record duration is programmed in steps of 30 minutes. Recordings can be made daily or every other day as well as on any one of the three days. This is a good compromise, since most of us will rarely be away for more than a weekend, and elaborate programming you don't use is clearly a waste of money. This machine offers limited effects with three times normal and freeze available, though the latter is marred by noise bars.

The major innovation that this machine offered at its introduction in 1979 was Betascan. Visible picture is possible at speeds of 13 to 17 times normal in forward or reverse. This machine also marked the beginning of Beta III, which helped to shrink the differences in operating costs between Beta and VHS. Four-hour VHS (4 hours on a \$20 tape) had the edge over Beta (3 hours on a \$20 tape). With Beta III that 3-hour tape could now hold 4.5 hours. Since then the VHS 6-hour SLP speed has regained the upper hand, but many users feel Beta III offers better quality at a modest cost penalty.

This machine also includes Beta I playback so as not to obsolete the tape libraries of early Betamax buyers. (Zenith equivalents lack Beta I playback.)

On the rear panels of all three Sony home VCRs is a switch marked PCM. Normally a vertical blanking pulse is inserted to eliminate the VIR signal from the VCR playback, and a dropout compensator is used to replace missing video with information from the previous line. With this switch on, these functions are disabled to allow pulse-code-modulation audio adapters to be used. These units, which at present cost several thousand dollars, can transform a home VCR into a digital audio recorder.

Model 2 is Sony's first fully programmable machine. It has all the features of the Model 1 plus a 4-event/14-day timer with daily and weekly repeat. Duration of recording is now adjustable to the minute. A jack on the rear panel takes the cable from the AG300 Betastack changer, which permits cassettes to be loaded and the VCR to use each one separately for each of the four events. Alternately, the end of tape can be the trigger signal to change tapes and if L830s are used, up to 20 hours of programs can be stored. Also included is an indexing feature to stop the tape at the start of each recording.

Model 3, Sony's most recent home VCR, has full special effects in addition to the functions of the Model 2. The Sony method of obtaining stop-action is in sharp contrast to that used in VHS. Normally, because each head gap is tilted 7 degrees from normal or 14 degrees from the other, it is not possible for both heads to read a single track. With Sony's double-azimuth design, one head has gaps in both directions, enabling it to read the track of the other head. One track is read twice in this way to produce freeze field instead of the freeze frame of VHS. Duplicating the same field for each TV frame produces an image with half the normal vertical resolution but absolutely no movement. Using consecutive fields produces an image of normal resolution, but there will be 60-Hz flicker in any area of the scene where movement has occurred in the 60th of a second that occurs between fields.

Another refinement found in Model 3 is variable Betascan. Instead of the preset type of scan in the other models, the Model 3 allows the user to dial any speed from 5 to 20 times normal, using the remote control. Full fast forward or rewind is also possible.

The SL3000 portable is a Beta II unit with Beta I playback as well. An editing feature, similar to the recent VHS decks, joins segments with very little breakup. A 1-event/7-day tuner/timer is available for home use.

TOSHIBA. This company's Beta series consists of three machines, one brand-new. Toshiba's first programmable machine offered a 3-event/7-day timer designed when L750 Beta II kept Beta limited to 3 hours of recording time. Model 5425 offers Beta II and III for up to 5 hours of recording, but retains that 3-event timer. It also offers freeze frame and Betascan.

The Model V8000 has a 1-event/7-day timer, freeze, and fast play, but its real claim to fame is Superscan. This permits visual scanning at the highest speed available, 40 times normal. Pressing cue during play causes the scenes to zip by at 17 times normal. Hold the button down and high gear is engaged. Toshiba has accomplished this by reducing head friction. Normal Beta head drums consist of a narrow disc with the heads attached between two stationary support cylinders. The V8000 heads protrude from a slot in the support cylinder. Since the disc no longer rubs against the tape, friction is cut to a minimum. The newer V8500 goes a step further and uses four heads for noiseless freeze frame.

Toshiba's 5535 is similar to the Sony SL3000 without Beta I playback. A Beta II/III version of this portable has also just been introduced.

SANYO. Sanyo, whose technical contribution to the Beta format was Beta III, now offers three models that are sold under the Sears name as well. Model 1 is a no-frills, Beta-II-only machine with a start-only timer. It is last year's model and clearly a price leader. Model 2 has Beta III, freeze, and four times normal speed play. Model 3 also has Beta II and Beta III and offers Betascan. But it functions properly only with Beta III. Freeze is also offered but it is marred by noise bars. A 1-event/1-day timer and all-solenoid controls are also included, and a full-function, remote-control system is available.

TECHNICOLOR. Most compact of the portables (7 lb) on the market now is the 7LB made by Funai Electric and sold by Technicolor. It only has a 30-minute record time, and, so far, no other tuners or timers to mate with it. The unit uses a unique 1/4" tape format, so don't expect it to play your VHS or Beta tapes. It will be interesting to see if this machine sets a new standard or pushes VHS and Beta portables to reduce size and weight yet further. ♦

Sony
Betamax
Model SL-5800



BY STAN PRENTISS

HOME EARTH STATIONS

for Satellite Transmissions

IF YOU could see 22,300 miles or so and focus on spots 10 to 20 feet in diameter, you'd soon discover the skies are beginning to fill with satellites. Some of these are geosynchronous, meaning that their orbital periods are the same as the earth's rotation period, so that from the ground they appear to hang motionless. Designed as communications vehicles, these satellites relay an enormous amount of thoroughly interesting video, voice and facsimile traffic, some is scrambled, but most not.

Primarily products of Hughes Space and Communications and RCA, WESTAR and SATCOM satellites all work in the C-band (4 GHz/6 GHz). They are located strategically to service large portions of both the continental and territorial U.S. SATCOMs I, II, and III (June launch), for instance, are at longitudes 135° W, 119° W, and 132° W, while WESTARs I, II, and III (already operating) are at 99° W, 123.5° W, and 91° W, with more WESTARs scheduled for launch in January and September 1982.

These two series of satellites pretty well divide most currently available work between them, although serving different clients. SATCOM concentrates on an estimated 3,000 TV cable head-end systems and also carries voice communications, as well as leased channels and traffic from several government agencies. HS-333 Hughes WESTAR types do some cable TV, but are primarily used for broadcast retransmissions from TV networks such as ABC, CBS, PBS, and broadcast distributors like Hughes, Westinghouse, and Wald. They also handle voice and data facsimile—a very important service since the *Wall Street Journal*, *Time Magazine*, *Sports Illustrated*, and *U.S. News* transmit their western and midwest editions by this fast and economical route.

SATCOM I, for example, accommodates 21 channels of video for cable, two channels for private business messages, and another channel that's not presently in use. SATCOM II handles telephone and data traffic for Alaska and Hawaii. When SATCOMs III and IV are sent into orbit, they will pick up more cable TV and relieve transponder leasing from AT&T's COMSTAR D-2, which has had to fill in temporarily due to the loss of a SATCOM entering orbit in December 1979.

Launched in 1974, WESTAR I is re-

corded as the first U.S. domestic communications satellite. It was followed by WESTARs II and III, forming a series of identical communications vehicles for voice, video, and data with 12 transponders each—which normally means 12 channels if there is only single polarity. Given all these satellites and their programs, how do we go about receiving them?

DELUXE DISHES ARE THE ROUTE! If you can't wait for COMSAT and other promised direct broadcast satellite (DBS) systems, \$10 or \$12 thousand plus shipping and installation (perhaps \$1000 more) can let the good time gigahertz roll in the 3.7- and 5-meter bands. Consider the 3.7 to 4.2 and 11.7 to 12.2 GHz antennas recently announced by Third Wave Communications of Ann Arbor, Michigan, one of 30-odd companies supplying complete earth stations.

With this system, you get a TVRO-1 12-foot parabolic dish and mount with integrated electronics package located at the dish's focal point. It includes a low-noise amplifier, feed horn, down converter, modulator, demodulator, and synthesized tuner with 24 channels, plus a hand-held unit for the house. There's only RG-59-type cable running between installation and living/working quarters. The reflector is of high precision fiberglass, and the backup structure contains aluminum with copper feed. Net weight is 500 lb. Between 1 and 3 cu yd of reinforced concrete with anchor bolts are needed for installation and about a day's working time. Antenna delivery comes by special truck from Ocala, FL.

If \$10,000 won't buy you enough reception, the TVRO-2 for \$11,750 is certain to please. This is a 16-foot parabolic dish with all the goodies as before but with somewhat better gain for weaker signals, and a net weight of 1750 lb. Both types are said to withstand 125 mph winds with no ice, and 100 mph blows with 1-inch radial ice. This big one requires between 3 and 9 cubic yards of reinforced concrete and a bit more labor.

Larger dishes are necessary, of course, because of the relatively small 5-watt transponder power of these contemporary communications satellites. For instance, with 24 transponders and 24 or 48 channels of 20 watts each, we're told that a 6-



Downlink Skyview I Antenna Kit

FOR MORE INFORMATION

Channel One, Inc.

Willarch Road, Lincoln, MA 01773
(617)259-0333

Comtech Antenna Corp.

3100 Communications Blvd.,
St. Cloud, FL 32769
(305)892-6111

Downlink, Inc.

30 Park St., Putnam, CT 06260
(203)928-7731

Earthstar Corp.

Box 68, Steger, IL 60475
(312)755-5400

Gardner Communications Corp.

1980 S. Post Oak Rd., Houston, TX 77056
(713)961-7348

H and R Comm./Star View Systems

Rte. 3, P.O. Box 103G,
Pocahontas, AR 72466
(800)643-0102 or (501)647-2291

Hamilton Satellite Systems, Inc.

1101 E. Chestnut, Ste. A.,
Santa Ana, CA 92701
(714)543-5217

Hero Communications

1783 W. 32nd Pl., Hialeah, FL 33012
(305)887-3203

Hi-Tek Satellite Systems

177 Webster St., Ste. A455,
Monterey, CA 93940
(408)372-4771

KLM Electronics, Inc.

Box 816, Morgan Hill, CA 95037
(408)779-7363

Robert A. Luly & Associates, Inc.

Box 2311, San Bernardino, CA 92406
(714)888-7525

Microdyne Corp.

Box 7213, Ocala, FL 32672
(904)687-4633

Microwave Associates

Communications Co. — MA / COM
South Ave., Burlington, MA 01803
(617)272-3000

National Microtech

P.O. Box 417, Grenada, MS 38901
(800)647-6144 or (801)226-8432

Satelco, Div. of Thunder-Compute

5540 W. Pico Blvd.,
Los Angeles, CA 90019
(213)931-6274

Satfinder Systems

6541 E. 40th St., Tulsa, OK 74145

Satvision

Box 1490, Miami, OK 74354
(918)542-1616 or 542-1617

SED Systems, Ltd.

Box 1464, 2414 Koyl Ave.,
Saskatoon, Sask., CAN S7K 3P7
(306)664-1825

Starvision Satellite TV

Box 8624, Orlando, FL 32856
(305)851-8332

Alan Swan

614 Cimarron, Stockton, CA 95210
(209)948-5254

Thrd Wave Communications

2600 Gladstone, Ann Arbor, MI 48104
(313)996-1483

Tri-Star General

4810 Van Epps Rd.,
Brooklyn Heights, OH 44131
(216)459-8535

Vitalink Communications Corp.

1330 Charleston Rd.,
Mountain View, CA 94043

Western Satellite

1660 Lincoln St., Ste. 2918
Denver, CO 80203
(800)525-1636

foot receiving antenna would be adequate. And if you want to wait until 1985 or so until Satellite Television Corporation gets its birds aloft, there will be 185-W traveling-wave-tube transponders in orbit. Conveniently, the down-to-earth side of this link requires only 2.5-ft antennas that can be mounted almost anywhere by virtually anyone. But that decision is up to the FCC.

Downlink, Putnam, CT, is also very much in the race for both business and home buyers and has broken the \$10,000 price barrier. Instead of a larger complex, Downlink is offering Skyview I and II units for \$5,000 and \$7,500 (installed) in knock-down kits for relatively easy assembly.

Skyview I comes as either an 8- or 12-foot spherical antenna made of aluminum screen reflector surface and a supporting frame of redwood strips, angle irons and galvanized tuning bolts. Reception of up to seven of the currently active satellites is possible by simply moving a small feed horn and low-noise amplifier assembly. The antenna itself can be left in a fixed position. The 12-foot version—the more expensive one—is needed for areas with weak signals, such as the southern U.S.

Downlink also has Skyview II, mass-produced 4 x 4 lightweight modular panels that form 8-, 12-, or 16-foot spherical antennas. All are injection molded with plastic aluminized surfaces, and the price, naturally, will be somewhat higher. Included is an all weatherproof down converter-receiver, with an enclosure that contains receiver electronics. Controls, of course, are mounted on the viewer's TV set while the down converter-receiver mounts on the antenna. Downlink's D2 receiver has continuous tuning for the C-band in the 3.7-to-4.2-GHz frequencies plus 5.8 to 7.4 MHz for audio subcarriers used in hi-fi music services. The D2 receiver offers video cable, audio cable, and r-f (but not the modulator) connections.

There is also a D3 state-of-the-art modular receiver available for connection to a conventional low-noise amplifier or a new Downlink integrated down converter that drops 4-GHz signals down to 70 MHz, eliminating considerable signal loss from the usual cables and couplers. Also included are a video polarization switch and other optional and extra features. Dealers (retailers) are now being franchised throughout the country and, according to Downlink, will be competent to install and service its products.

These manufacturers appear to be two of the main builders and innovators in the home terminal market antenna business at the moment, but there are others even now and probably dozens more to come as Joe Public becomes aware of what's up in the sky. If you're in the home terminal market, check carefully before you buy. Be sure that the electronics package has FCC approval, that dish diameter and amplifier gain are sufficient for your needs, and that a good gale won't topple the whole thing from its mounts. ♦

VIDEO 81

VIDEO

FOR OVER two years, Magnavox has introduced its laser-optical system video disc (Magnavision) to market after market with little competition, low yields in disc manufacturing, and relatively apathetic consumer response. But this summer and fall, video disc players will stream from every vendor imaginable, each hoping to excite consumer demand. As with video cassette recorders, this torrential flow will arise from just a few ultimate sources. Fortunately as yet, only three variations of the basic equipment exist, although they are all mutually incompatible. These originate with Philips-Magnavox, RCA, and Matsushita-JVC, the last using General Electric as one of two prime U.S. outlets.

March's blast-off for the RCA SelectaVision, which uses a capacitance electronic disc (CED) system with stylus pickup and spiral-grooved plastic records, preceded the launch of the Matsushita-JVC-General Electric system video high-density (VHD) player by just a few months. The VHD system also uses a plastic disc and capacitive pickup, but with a grooveless record that does not physically contact the pickup. This permits a two-frame stop mode that the RCA system lacks.

At this writing, the competing forces line up like this: RCA CED—RCA, Zenith, Sanyo, Sears, Hitachi, J.C. Penny, Sharp, Radio Shack, and Montgomery Ward; Magnavox/Philips optical-laser—Magnavox, Pioneer, Sylvania, Philco, Fisher, Gold Star, and perhaps two others; Matsushita VHD CED—JVC, Panasonic, General Electric, Quasar, Sansui, and perhaps two others. All told, more than 20 sources will offer video disc products to the home-entertainment market by next year.

So far, the leading competitors are Magnavox and Pioneer (laser-optical) vs. RCA and Zenith (CED). Prices are currently \$750 and \$500, respectively. How will the public react to a price differential of \$499.95 for CED and VHD versus \$749 for Magnavision? With discounts, the prices won't be that far apart. For those whose sharp eyes and even sharper ears demand, respectively, 4-MHz video bandpass and 20-kHz stereo reproduction the laser disc seems to be the system of choice. Those who are less visually and aurally acute—or who want to spend less—could well choose between CED and VHD. But available software titles (discs) and peripheral features such as the two-frame stop mode, frame and chapter indexing, stereo, etc., also must be put into the equation. Until VHD reaches the market, however, the disc contest will basically be Magnavox/Pioneer vs. RCA/Zenith.

CED. Although the RCA and Zenith products have minor cosmetic differences, what can be said of one will apply to the

DISC PLAYERS *Laser Disc vs. CED*

other, at least for the next year or so. The player measures 15½" D x 5¾" H x 17" W and weighs some 20 lb. Power consumption is 35 watts.

The cabinet has a removable top hatch for stylus/cartridge replacement. Operating controls are: a function lever for OFF/PLAY/LOAD/UNLOAD, and pushbuttons for forward and reverse rapid access, visual search and pause. These are on the front panel along with LED readouts for elapsed playing time (in minutes and seconds) side 1 or side 2. A slot is provided for insertion of the 12-inch disc in its protective caddy.

With the function lever in LOAD, the disc entry door opens. When a disc is inserted, metal fingers remove it from its caddy and a lift plate positions it for the turntable. Thereafter, the caddy is manually removed and the function lever moved to its PLAY position. This action automatically lowers the stylus to the outside groove of the disc, and sound and picture commence after a delay of about eight seconds. During the ensuing one-hour-per-side program, the rapid-access forward and reverse buttons can be used to locate desired program segments.

For each second that one of these buttons is depressed, about two minutes of the program is displayed, so that an entire side can be scanned in less than 30 seconds. When RAPID ACCESS is used, the stylus is automatically lifted from the record and video is blanked, removing all noise effects from the screen. Meanwhile, the LED shows the elapsed time, within a minute, to any recorded position on the disc. The time signal is developed by an optical switch about the pickup arm drive.

The PAUSE mode also raises the stylus and suppresses video noise on the screen, while the LED readout flashes the letter "P" once per second. In VISUAL SEARCH, the platter is scanned in forward or reverse at about 16 times normal speed, with the picture remaining on the screen and the audio muted to avoid garbling. Pressing the VISUAL SEARCH FORWARD and REVERSE buttons simultaneously produces a soundless pseudostop mode; but the image is jerky since one groove is tracked and then the stylus jumps to a previous groove.

The recorded disc, made of poly-vinyl-chloride (PVC) resin, and loaded with tiny, uniformly sized carbon particles for adequate conductivity, has a thin coating of lubricant added to extend its life and that of the stylus. The vinyl caddy protects the disc against dust, liquids, scratches, or fingerprints. Grooves in the disc are about 2.5 micrometers wide with a maximum depth of 0.5 micrometer, matching some of the recorded signal wavelengths. Designed to be played in an ambient temperature of 60° to 90° F, the discs are said (by the manufacturer) to survive temperatures from -20° to +130° F.

Video and audio information is stored on a CED disc as frequency modulation (FM). Using FM eliminates the need to detect precise amplitude-modulation (AM) variations. Having dimensions several times longer than recorded wavelengths, the stylus maintains a fixed vertical position during playback. A thin metallized electrode on the trailing surface of the stylus forms one plate of a capacitor, the disc the other.

Variations in capacitance caused by modulation sensed by the stylus change the parameters of a resonant line through which a 915-MHz carrier from an ultrastable oscillator passes, thereby modulating the carrier. The carrier is then envelope-detected to recover a signal corresponding to the disc modulation. Video signals vary between 4.3 and 6.3 MHz, and one audio channel has a subcarrier frequency of 716 kHz, with maximum deviation of ±50 kHz. A second audio subcarrier to be added next year for stereo will be placed at 905 kHz. Thus both audio subcarriers, as well as the "buried color" subcarrier at 1.53 MHz lie within the 3-MHz (at -6 dB) system bandpass and do not interfere.

After filtering, limiting, doubling, and conditioning, the FM signal passes to two demodulator stages, one for video, one for audio. Detected sound modulates the usual 4.5-MHz intercarrier for the r-f modulator stage. Video, simultaneously, passes

through a nonlinear aperture correction circuit that inverts the modulation and adds it to the original signal to cancel any 716-kHz soundbeats in the video. Thereafter, video is detected and also compensated by a line dropout detector that replaces missing video with a portion of the previous horizontal line. The demodulated composite signal is then routed to a comb filter to separate chroma and luminance.

Chroma is next up-converted to the standard 3.58 MHz and recombined with luminance. Audio and video then modulate a video carrier for channel 3 or 4.

Control signals known as DAXI (digital auxiliary information) and "arm stretcher" are developed from digital and chroma information during vertical blanking intervals. DAXI is used to overcome a problem called "locked grooves" that occurs when static trash such as record dust will cause the system to replay a groove repeatedly. Since frame and field numbers are sequentially recorded along with the picture and sound information, a special microprocessor in the equipment refers to these numbers and verifies that each appears in proper order. Should a locked groove occur, the DAXI microprocessor generates a pulse that moves the stylus ahead two grooves correcting the condition.

Each field, we are told, contains 77 bits of digital auxiliary information. These in-

LABORATORY DATA

ZENITH CED

Parameter	Measurement
Video carrier:	-50 dBm + 5.72 dBm*
Audio carrier:	-63 dBm + 5.72 dBm*
Video S/N:	40 dB
Audio S/N:	26 dB
Video bandpass:	<3 MHz (at -3 dB)
Audio bandpass:	>30 kHz
Operating power consumption:	35 W

MAGNAVOX LASER DISC

Parameter	Measurement
Video carrier:	-51 dBm + 5.72 dBm*
Audio carrier:	-67 dBm + 5.72 dBm*
Video S/N:	39 dB
Audio S/N:	24 dB
Video bandpass:	>3.5 MHz (at -3 dB)
Audio bandpass:	>30 kHz
Operating power consumption:	75 W

*Positive 5.72 dBm added for impedance conversion from 50/75 ohms.

Test equipment used: Tektronix 7L12 spectrum analyzer; Telequipment D67A and Tektronix 465B oscilloscopes; and Sencore PR57 Power-rite.

VIDEO 81

clude a start code, error detection codes, 26 bits as yet unused, and field and band number codes. The number seen on the LED readout is derived from DAXI.

The arm stretcher is actually a time-base correction generated by comparing the frequency of chroma subcarrier developed in the video converter with a locally generated 3.579545-MHz reference. It compensates for disc eccentricity. When errors occur, a boom on the stylus moves it backward or forward to compensate. This prevents color variations and/or horizontal tearing in the picture.

The dc arm motor is controlled by a fly-leaf on the stylus, which rests between two diodes connected out-of-phase and receiving a 260-kHz signal from a control oscillator. Their currents are synchronously detected to drive the dc motor as the difference signal requires.

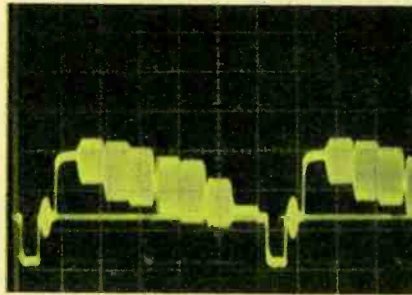
LASER DISC. The optical-laser disc player, introduced by N.V. Philips through its subsidiary, Magnavox, plays a grooveless disc that requires neither a caddy nor special handling. Audio and video information is encoded on the optical disc as a series of microscopic pits laid down in a spiral. The segment of the spiral scanned in one disc revolution is called a track and represents one video frame. Each 0.4- μ m-wide track contains all the intelligence required for 8.1-MHz composite video and stereo sound. The discs have a surface of reflective aluminum and a transparent plastic outer casing. Minor scratches or dust on the casing do not impair reproduction.

Red laser light is used to read the program encoded on a disc. Laser light impinging on millions of disc pits reflected back through an optical system is directed onto a photodiode, where it is converted to an electrical signal.

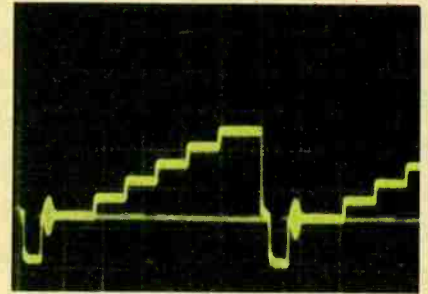
The two-speed turntable motor operates at a constant 1800 rpm on standard play or 600 to 1800 rpm on extended play. Separate CAV (constant angular velocity) and CLV (constant linear velocity) LEDs indicate which type of disc is being played. Freeze-frame capability is available, but only with CAV discs. A fast-forward mode allows one track to be jumped at the end of each field to produce a still picture as the same track is repeated. Using the search mode, hundreds of tracks are skipped to permit quick location of any desired portion of the program.

Audio signal transfer from player to TV receiver occurs after the 2.3-MHz left channel and 2.8-MHz right channel signals have been limited and detected, mixed, and applied to the output r-f modulator.

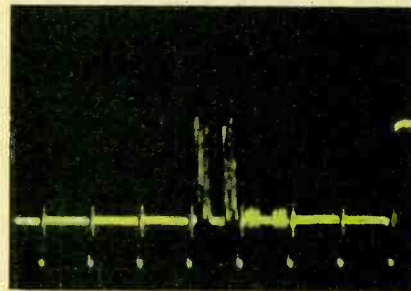
Included in the player are sync, color burst, and dropout protection. The last provides a means for countering dropouts caused by dust and scratches on the disc and appearing as gaps in the FM waveform. A seriously defective line of video is




1A



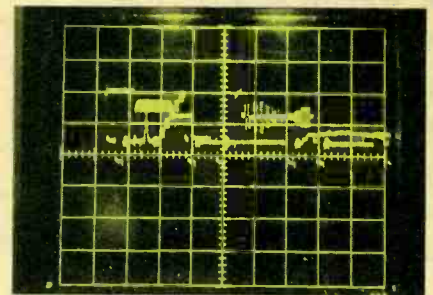
1B



1C



2A




2B

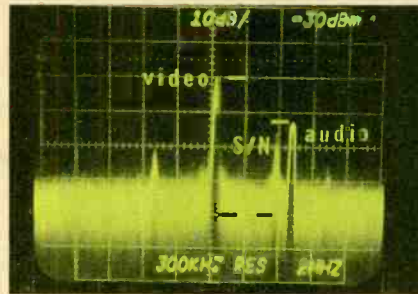


Magnavox Model VH8000 Laser Disc Player

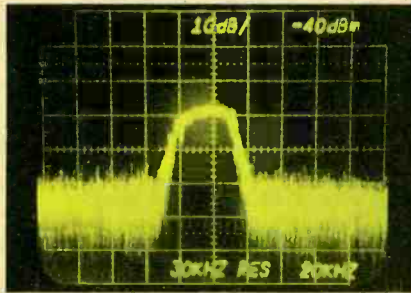
POPULAR ELECTRONICS



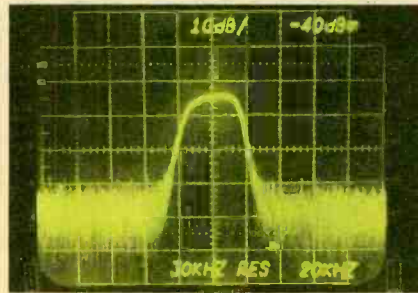
3A



3B



4A



4B

Fig. 1A, B, and C (opposite top) were made on a Zenith player using a preprogrammed test disc and show NTSC color bars (A), gray-scale staircase (B), and DAXI information (C).

Figs. 2A, and B (left) show information obtained from VIRS and VITS on the Magnavox player.

Figs. 3A and B (at top) are spectrum analyzer displays of video and audio S/N for Magnavox (A) and Zenith (B).

Fig. 4A and B (above) are spectrum analyzer displays of audio carriers for Magnavox (A) and Zenith (B).

replaced by a previous line so that any signal interruption is virtually unnoticeable.

The r-f modulator processes audio and video by combining them on a regulation TV channel 3 or 4 carrier (user selectable). The resulting composite r-f signal is then fed to the TV receiver. (More detailed information on the Pioneer Model VP-1000 optical-disc player, which is the same operationally as the Magnavox player, can be found in the March 1981 issue of POPULAR ELECTRONICS.)

Differences between the Magnavox and Pioneer players are more mechanical than electrical. The Magnavox player has 20 replaceable modules, versus the board assemblies used in the Pioneer player, for easy servicing. Helium-neon lasers are the same, electronics are virtually identical, and the method of encoding 8.1-MHz video and 2.3- and 2.8-MHz audio carrier information into the microscopic pits on the disc is the same. Mechanically, some laser disc machines are slightly noisier than others, and an ear test is worthwhile before you purchase. Pioneer and Magnavox, through selected dealers, do their own service.

ELECTRONIC ANALYSIS. Our laboratory analysis yielded two sets of waveforms for the competing CED and laser disc systems. The CED tests (Fig. 1) were made on a Zenith player using a preprogrammed test disc, since special signals to accommodate all player electronics are not yet available. For the laser disc system, however, both vertical interval test (VITS) and vertical interval (color) reference (VIRS) signals are available directly from regular 30-minute discs (Fig. 2).

The CED waveform in Fig. 1A reveals normal color bars and relative amplitudes, including the slight separation between green and magenta, which is to be expected. Burst has good formation, and there is little rounding of the horizontal sync pulse. Representing some five shades of gray scale out of a possible 10, the staircase is also very linear. (Fig. 1B). Illustrated in Fig. 1C is the DAXI information and its pulses.

Magnavox information for VITS and VIRS (Fig. 2) is considerably more revealing, since these are the signals used to set up broadcasting-station luminance and chroma and to search for nonlinearities in the transmitting system. The first signal (Fig. 2A) includes both VITS and VIRS information from lines 18 and 19, respectively, of the vertical blanking interval. Following the chroma envelope on the left is the 50% IRE level, black reference at 7.5% IRE, and horizontal-sync pulse. Next comes an 18-microsecond window, barely discernible 2T and 12.5T sine-squared pulses for luminance and chroma amplitude and phase-lag evaluation, and a six-level modulated staircase.

Some low-frequency tilt is discernible at the "toe" of the horizontal-sync pulse, and there is slight rounding of the window, de-



Zenith CED Video Disc Player

OPEN AND SHUT CASE.

Gusdorf's gorgeous new case for 168 VCR cassettes. That's right, 168. In beautiful Rendura[®] pecan or walnut vinyl veneer. Just open and pick. Close and admire. You can't make the case for convenience any better. Especially at an amazingly low suggested retail of only 184.95. Write me, Mike Sheperis. I'll tell you where to get it and send you our full-color brochure of audio-video furniture.

GUSDORF CORPORATION

6900 Manchester,
St. Louis, MO 63143
Gusdorf Canada Ltd.
4830 Cote Vertu
Ville Ste. Laurent, Quebec

GUSDORF.



CIRCLE NO. 27 ON FREE INFORMATION CARD

Enjoy SATELLITE TV Now



Save thousands of dollars! Now you can choose from three complete systems, which have the same superb electronics. Prices are: 10 ft. dish **\$2495**, 13 ft. dish **\$2595**, and our 16 ft. (5 m.) dish system for only **\$2695**. Complete system has dish antenna, feed horn, polarity rotor, LNA, cables, receiver and TV modulator—everything. Why pay more? Our 16 ft. system will outperform any 10 ft. system—even those costing thousands of dollars more. Satellite TV is so much better than simple Cable TV. More selection, news, movies, sports, Vegas shows, Spanish, French, Russian, religi-

ous, plenty of family and adult entertainment. Over 20 program services on just one satellite. You get perfect color and crystal clear reception, especially with our larger dishes that connect to any TV set. And to a whole condo or apartment complex! Have your local dealer install one or do-it-yourself in a weekend.

Don't wait any longer. Our big (8x11 in.) Handbook is loaded with details, photos, aiming data, and signal strength maps. Explains how much system you need. For the do-it-yourselfer, we show where to find full schematic plans and circuit boards. **Satisfaction Guaranteed.**

GLOBAL TV ELECTRONICS, INC.

235 S. Maitland Avenue
P. O. Box 219-K, Maitland, Florida 32751

Send **\$7.95 Today!** Add \$2.00 for first class (airmail). Canadian send \$10.10 US or \$12.50 Canadian, Foreign send \$12.00 US funds - airmail only. Or in the USA, call our 24 hour C.O.D. order line **1-305-862-5068** now.

Name

Full Address

Zip/PC

THE ELECTRONIC WORLD

noting possible loss of high frequencies. The 1-to-3-MHz 2T pulse is at full amplitude, and the 12.5T chroma information reveals neither lag nor phase distortion. The modulated staircase appears normal, indicating no differential phase errors.

The waveform in Fig. 2B contains portions of intelligence from lines 17, 18, and 19 of the vertical blanking pulse, which allowed us to present multiburst on line 17 a little better, shown here to right of the center vertical graticule line. It shows up as a fairly strong 3.58-MHz burst just before the remainder of the waveform and barely a suggestion of 4.1 MHz thereafter. That the trace is seemingly down in the "mud" across the entire bandwidth is more of a problem with the TV receiver's synchronous detector than with the disc.

Spectrum-analyzer displays for the Magnavox (Fig. 3A) and Zenith (Fig. 3B) players are quite close in signal-to-noise ratios and video/audio carrier levels, although the Zenith does beat the Magnavox by 2 dB in the audio S/N measurement. But carrier differences (video vs. audio) are virtually nonexistent. Apparent spurs near the audio carrier in Fig. 3B are 3.58-MHz chroma subcarrier voltages that are not apparent in either the picture or the sound.

As for audio, the Magnavox spectrum-analyzer display (Fig. 4A), apparently containing some spurious modulation, exhibits 30-kHz signal bandpass in a 40-kHz window. The Zenith display (Fig. 4B) shows about the same bandpass, but without evident modulation.

COMMENTS. As opposed to more than two years in the field for Magnavox, RCA/Zenith's video disc player is brand new. However, being some 15 years under development, the CED system should come to the market with most of the bugs ironed out, and you can expect an extremely simple and fairly accurate operating player.

Two motors, a turntable, a microprocessor, and some associated electronics for the CED system, compared to optical system's tangential and radial mirrors, precision servo systems, complex disc-tracking, and an 1800-rpm turntable motor, accounts for much of the price differential between the two machines. However, the ability of the optical system to produce pictures of better quality and good stereo sound could render the price difference relatively insignificant. Then, too, later this fall, we understand that optical systems with fewer frills may become available to virtually wipe out all price differences.

As of this writing, video disc titles for both the laser-optical and CED players are quite varied. Among the offerings available are old and current movies, sporting events, tutorials, children's shows, etc. Prices for recent full-length movies for both systems are \$24.95. In lesser offerings, Magnavox, Pioneer, and DiscoVision will be selling single optical discs for as low as \$5.95. RCA's best pricing schedule to date simply states that lower-priced discs should sell for \$20 or less and account for at least 50% of available titles. ◇

THE LOWER YOUR RECORDING SPEED, THE MORE YOU NEED MAXELL HIGH GRADE.

Whenever you use your video cassette recorder for slow motion, freeze frame or in the six-hour mode, it must operate at a lower speed. Even though most recorders are designed to handle this, most video-cassettes aren't.

Lower recording speeds place a lot more pressure on the video tape, which can cause the magnetic oxide particles on the tape's surface to loosen and eventually fall off. And once a tape starts to lose its oxide particles, you start to lose your picture quality.

Unlike ordinary video tape, Maxell High Grade is designed to give you a clear, sharp picture at any recording speed. Our oxide particles are smaller

and more densely packed on the tape surface.

Which is why we have better color resolution, frequency response and signal-to-noise ratio, especially at the lower speeds.

And, because of our unique binding process and calendaring system, the oxide particles on Maxell High Grade stay put. This drastically reduces friction and video recorder head wear. So not only will you get better picture quality, but you'll also be able to enjoy it a lot longer.

And you thought all video tape was pretty much the same.

maxell
IT'S WORTH IT.



CIRCLE NO. 37 ON FREE INFORMATION CARD

Maxell Corporation of America, 30 Oxford Drive, Mahanoch, N.J. 07074

BY IVAN BERGER

CHOOSING A VIDEO CAMERA

JUST AS A microphone resembles a speaker working in reverse, a video camera tube is like a TV picture tube working backwards. In each case, an electron beam is swept across a target screen in the familiar TV raster pattern. In the picture tube, the beam illuminates phosphor dots, to turn electronic impulses back into light. The camera tube's reversal of this process is a bit more complicated.

In modern camera tubes (see p. 36), the beam's target is a photoconductor, whose resistance falls in proportion to the light striking it. Where light from an image focused on the target screen by a lens makes the target conductive, the beam current flows in proportion to the amount of light reaching that spot on the screen. The output signal developed by this current must be joined to a signal from a sync generator that controls the beam's sweep, so that the receiver will produce bright and dark spots on its phosphor screen exactly where the camera found them on its photosensitive one. This luminance signal, as it is called, is a record of the scene's brightness levels exactly as a black-and-white camera would sense them.

To sense colors, professional TV cameras use multiple tubes. Some have four tubes: one each for red, blue and green, and one for luminance. Filters ensure that each tube will "see" only its proper color. More commonly, today, one tube is used for each of the three colors, with the luminance signal derived as a weighted sum of their outputs—usually 59% green, 30% red, and 11% blue.

A few cameras use one tube for luminance and another for red and blue. A rotating filter wheel synchronized to the beam sweep alternates the colors "seen" by the red/blue tube: the green signal is obtained by matrixing the red/blue and luminance signals.

To avoid the complex, expensive hardware needed in multi-tube systems, home video cameras use single tubes. In its simplest form, the single tube camera has a grid of colored dichroic filter stripes on its faceplate (Fig. 1). In some designs, clear and red stripes run in one direction, clear and blue stripes crossing them in the other; in other cameras, the two primaries used are cyan and yellow (the complements of red and blue). Where the primary-colored filters cross, a third color is produced—

green, in blue/yellow combinations, yellow in red/green ones.

As it sweeps across the screen, the electron beam alternately reads white and colored information. In line "n" of Fig. 1, for example, the beam scans white and green areas alternately, in line "n + 1", yellow and cyan. With the exception of green, these colors are all composites of the video primaries (red, blue, or green): white = R + B + G; yellow = B + G; cyan = R + G.

Thus, we can represent the tube's output when scanning the white-green-white line as alternating RBG and G information (line A in Fig. 2), and the output from a cyan-yellow-cyan line as alternating RG and BG information (line B). By phase-shifting line A by 90 or 270 degrees and subtracting it from line B, we get only red and blue components.

To perform the subtraction, we must have both lines A and B present at the same time. Since they're not produced simultaneously, one line must be delayed long enough to meet the other as it emerges from its phase-shift networks.

The red and blue signals produced this way are then mixed with the luminance signal (derived from the tube's output by passage through a low-pass filter) to produce an NTSC signal, comb-filtered to remove the scanning frequency.

Another approach, using the same type of tube, is to simply filter out the red and green information, with bandpass filters matched to the "spatial frequencies" generated by the beam's scanning of the striped tube face. Two newer tube designs do things a bit differently. The tri-electrode tube used by Hitachi, Akai, Sanyo and others has vertical red, green and blue filter stripes, and separate electrodes for each of the three primary colors.

Sony's Trinitron uses a similar RGB faceplate filter system, but with a comb-shaped "index electrode" between the filter and the photoconductor. The index electrode's bias polarity is alternated for each horizontal scanning line. With each line, the phase of the signal picked off the index electrode as the beam scans it is reversed. The chrominance information, however, has the same phase with every line. By adding and subtracting lines (again, using a delay line), either chrominance or index information can be derived. A phase detection circuit derives R-Y (Y is the luminance signal)

"No one else gives you as many functions in a handheld DMM."

Now you can move up to Fluke."

We've got great news for people who've been holding out for a high quality, high performance DMM at a moderate price: Fluke's new nine-function model D 804 is now available at select electronics supply stores.

With a suggested U.S. price of only \$249 and features you won't find in any other handheld DMM, the D 804 is an exceptional value. Here's why.

Logic level and continuity testing: A real time-saver for troubleshooting passive circuits in pcb's, cables, relay panels and the like. The D 804 has a switch-selectable audible tone and visual symbols to indicate continuity or logic levels.

Direct temperature readings in °C: Used with any K-type

thermocouple, the D 804 delivers fully-compensated readings in °C from -20°C to +1265°C, for checking heating and refrigeration systems.

Peak hold feature captures transients: A short-term memory in the D 804 captures and holds the peak reading of a motor starting current.

And more: 0.1% basic dc accuracy, conductance, 26 measurement ranges, battery, safety-designed test leads and a one year parts and labor warranty. A full line of accessories is also available to extend the measurement capabilities of your DMM.

Ask your dealer about the powerful, versatile D 804 and the rest of Fluke's new Series D line of low-cost digital multimeters.



From the world leader in DMM's. Now we've designed one for you.



*Suggested U.S. list price
For technical data circle no.
22 ON FREE INFORMATION CARD

If your dealer doesn't carry Series D
Multimeters yet, call this number. We'll be
happy to tell you who does. 1-800-426-9182

FLUKE[®]

We've got it all together.



Weller



Weller



Xcelite



Wiss



Nicholson



Boker

**Boker
Crescent
Lufkin
Nicholson
Plumb
Weller, Wiss
Xcelite**



Lufkin



Crescent



Plumb

Take a good look round this ad and you'll agree that "All together" is no exaggeration. Whether you're making or mending, cutting or joining, striking, measuring or stripping, there's a Cooper tool that's just right for the job. Don't take chances on tools. Specify Cooper and get 'em right the first time!

from Cooper The Toolmaker.™



The Cooper Group

BOKER™ CRESCENT™ LUFKIN™ NICHOLSON™ PLUMB™ WELLER™ WISS™ XCELITE™
P.O. Box 728, Apex, North Carolina 27502, Tel: (919) 362-7510, Telex: 579497
CIRCLE NO. 12 ON FREE INFORMATION CARD

VIDEO 81

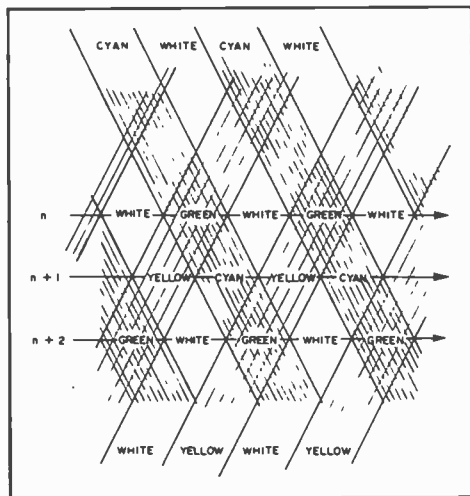


Fig. 1. In the JVC camera, filter stripes produce areas of alternating colors.

and B-Y, while the luminance signal itself is filtered out of the tube's output signal by a combination low-pass filter and trap, which eliminates the 4.5-MHz spatial modulation frequency.

Differences in the composition of their photoconductive targets is the main distinction between such tube types as the vidicon, Saticon and Plumbicon. Vidicons, with targets of selenium or antimony trisulfide, have comparatively high dark current (the current that flows when no light strikes the tube). This causes "lag", or perceptible image decay. Raising the dark current makes the Vidicon less sensitive, but decreases lag. Lag also decreases with face-plate size, making home cameras (with $2\frac{2}{3}$ " tubes) slightly less subject to the problem than broadcast cameras (with 1" or 30-mm tubes). However, the smaller faceplate also limits resolution. And small tubes can still have color smearing.

Another tube type, the Saticon, is finding use in home cameras. Developed by NHK (the Japanese broadcasting network) and Hitachi, this tube uses an amorphous, glassy target of selenium, arsenic and tellurium. Saticon targets reflect very little light, which minimizes some flare problems. There's also very little light dispersion within the photoconductor, which helps resolution. The tube's main problem is lag, which can be minimized by a technique known as "light biasing". This uses a light aimed at the faceplate from the back of the tube, keeping it uniformly illuminated at all times. The uniform current caused by this bias is used as the reference black level.

BUYING A CAMERA. Color cameras should be selected as carefully as the VCRs they will be used with—after all, they cost about the same. But since the camera market is smaller, finding information and

getting units demonstrated is harder. Stores specializing in video equipment are likely to be of most help. They will probably have more demonstration facilities and expertise. But they don't always offer the largest discounts.

Cameras differ in weight, cost, sensitivity, lenses, viewfinders, color-correction facilities, controls, indicators, connector plugs, power consumption, "feel", and so on. Of these, the most obvious difference is in viewfinders. Three types are available: the optical sight finder, the through-the-lens (TTL) optical finder, and the electronic finder (EVF)—a small, black-and-white monitor screen on the camera.

The optical sight is the least expensive and most limited. It tells you where the camera is aimed and what will be within the frame. But it can't be used with zoom lenses, tells you nothing about picture quality, and is prone to "parallax error" on extreme closeups. (This is the problem that leads photographers to cut off people's heads on closeups). Most cameras with optical finders and fixed-focal-length lenses can be upgraded by fitting electronic finders and zoom lenses.

Through-the-lens finders look through the same lens as the camera tube does. That's vital with zoom lenses (and virtually every camera with a TTL finder has one) since the angle of view changes as you zoom. Many TTL finders also have built-in focusing aids, either grids of tiny "microprism" or split-image wedges. Both the shared viewpoint and the focusing aids are useful in closeup work. And although it's a

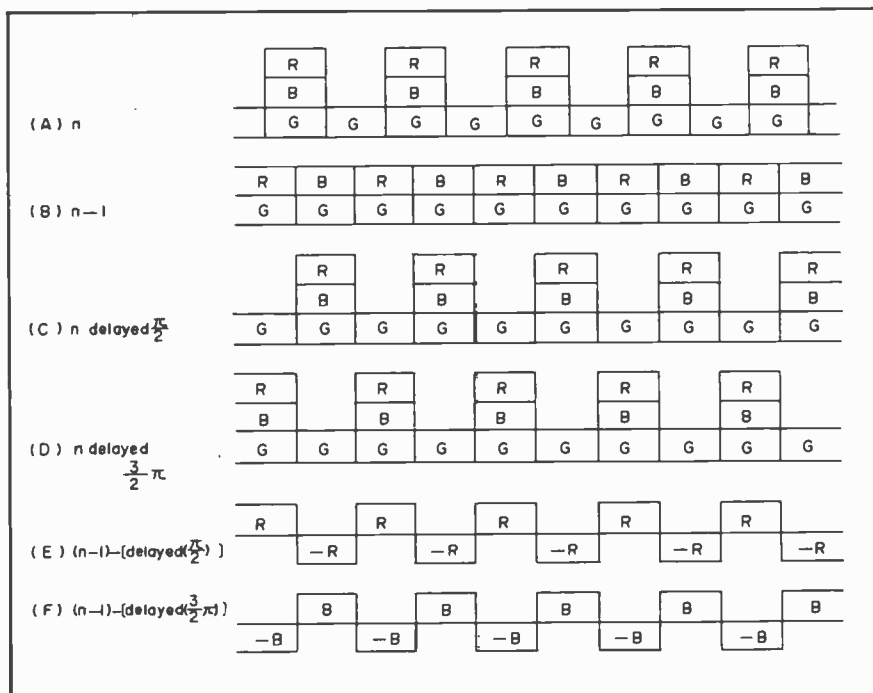
minor point, a TTL finder ensures that you'll never try to shoot a scene with the lens cap on or the iris closed. Splitting the image between finder and pickup tube does steal some light from the latter, but not more than 10% to 25%. Camera bodies must be designed for TTL finders—you can't add one later.

Electronic viewfinders tell you the most about what you're actually taping. While you're shooting, the finder shows you what the lens is seeing, what is and what is not in focus (TTL finders only show focus at the image center), and whether exposure, illumination, and contrast are within the camera's fairly tight limits. It will also tell you if you have such camera problems as burn-in (caused when the camera is focused on a single scene or object for too long) or lag. Most electronic finders can be used as playback monitors, for checking purposes.

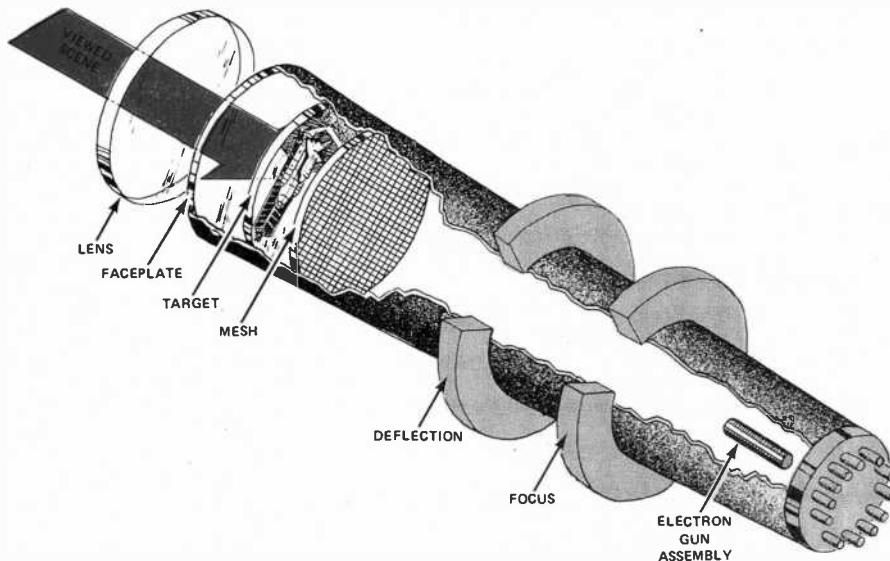
One or two EVF cameras have audio playback connections, too, either for use with earphones (many cameras have ear-phone jacks so the camera operator can monitor the sound) or through a built-in speaker (as on Hitachi's GP-5). Some cameras have electronic finders built into the camera body, others have them mounted externally. Those with built-in finders tend to be more compact, lighter and less expensive, and their finders are a bit better protected against accidents. External finders are more flexible, though. You can usually tilt them up and down and, often, mount them on whichever side of the camera you find most comfortable.

There's no question that the EVF is the

Fig. 2. JVC camera shifts the output lines to produce an NTSC signal which is then comb-filtered.



VIDEO 81



Light, focused by a lens, strikes a target screen, making it conductive. Beam current flows in proportion to the amount of light reaching a spot on the screen.

most helpful finder type—one reason it's virtually universal in broadcast work. Its disadvantages are cost, bulk (especially when externally mounted), and weight. In portable applications, its slight additional power drain may be a minor problem, too.

In most finders, regardless of type, there are a variety of indicators. Virtually all cameras have a run/stop indicator LED; since not all VCRs are wired identically, though, the camera manual usually can't tell you whether the VCR is running when the LED is on or off. Low-light indicators are also common, over-exposure indicators less so. Both tell you to adjust your f-stop or the illumination, if either is possible, or be prepared for a reduction in picture quality. An EVF will show you most of this quality reduction, but will not show color shifts, which are especially likely in very low light.

Some cameras (such as Sony's HVC-2200) show light level or lens iris position (with auto-iris cameras, this amounts to much the same thing) on a continuous scale. The HVC-2200 also can display the camera's output waveform, a unique touch. The waveform's excursions show scene contrast, while the sharpness of its peaks is a guide to how well the camera is focused. Low-battery warning lights are also found on a few cameras.

Color-balance indicators, though useful, needn't be in the camera finder. Many cameras have meters on a side or rear panel. All video cameras must have some way of compensating for different colors of light. Otherwise, a white object will look red under incandescent illumination, blue on cloudy days, and green under fluorescent tubes. Our brains automatically compen-

sate for what our eyes are seeing, but cameras can't.

At its simplest level, color compensation may consist of only a filter to be put over the lens. If the camera is balanced for outdoor light, the filter will be a bluish one to be used indoors; if the camera is balanced for indoor illumination, the filter will be somewhat orange to warm the light outdoors.

Most cameras use a more sophisticated system. In lower-priced models, this is often a switch that recalibrates the camera output for tungsten-bulb or daylight illumination or perhaps for tungsten, fluorescent, sunlight, or cloudy-day light. Some systems add a fine-tuning red/blue balance control to the basic switch, while a few have separate red and blue controls.

When shooting at home, you can use your color monitor to check and adjust the camera's color output—if the monitor is properly calibrated. But it's more convenient and consistent to have a white-balance indicator on the camera itself. This should be adjusted with the camera focused on a white object. Sony cameras frequently come with white, translucent lens caps that can be used as suitable white targets, too.

Several camera controls are concerned with illumination levels. To adjust the amount of light reaching the camera tube (which should be kept within fairly narrow limits), video cameras have either manual or automatic iris controls. An automatic iris is more convenient but, like any automatic exposure system, can be fooled by unusual subjects, such as dark subjects against light backgrounds, or vice versa. Usually, therefore, auto-iris systems have a manual override. For greater convenience, many

cameras have "backlight switches," that increase exposure by a fixed amount when the subject is against a bright background, or switches and controls that can set exposure under high-contrast conditions. Some even allow agc to be switched off for relatively low-contrast scenes. Switches to raise sensitivity 6 dB in dim light are sometimes provided.

The iris control on the lens often includes a position marked "C" or "S," in addition to the normal f-stop markings. In this position, the diaphragm can be totally closed, to protect the tube from light exposure that could cause "burn-in." A small but growing number of models have fade buttons, that automatically fade the image to or from black.

Focus and zoom controls are usually found on the lens, though power-zoom control buttons are usually found on the camera head as well. A few cameras also have zoom speed switches.

At least three new cameras (Toshiba's IK-1850AF, Akai's VCX-1 and Hitachi's VK-C800) now offer auto-focus systems. These work on similar principles, comparing images from two mirrors, one fixed and one turning as the lens is focused. When the images from the two mirrors coincide, the camera is in focus. This works like a still-camera rangefinder, but with a comparator instead of the photographer's eye judging the image match. Auto-focus systems, too, should have override or defeat switches for special situations (such as shooting through cage bars or a nearby fence) where the autofocus is confused by, or may zero in on the wrong part of, the subject, and to prevent the system from "hunting" in and out of focus.

Some lenses have separate "macro" focusing ranges, for shooting closeups within a few inches of the lens surface. Auto focus will not work at these distances.

The microphones built into home video cameras are usually electret condenser types, with frequency response more than adequate for home VCR sound-tracks. But there are differences worth noting. Microphones mounted on telescoping booms, while more susceptible to damage, tend to do a better job because they're closer to the subject and farther from the sounds of the power-zoom motor and the camera operator's hands and breath. Microphones mounted at the front of a horizontal hand-grip have similar advantages, though they're more prone to pick up camera-handling noises. Directional microphones help minimize ambient noise pick-up. Indoors, echoes can make them seem less directional. JVC is introducing a professional camera with a zoom microphone, that becomes more directional as the lens zooms toward telephoto.

Microphone input jacks extend the camera's versatility. Microphones can, of course, also be plugged into the VCR directly, but the camera operator will then be unable to monitor their pickup through the camera's earphone jack. Accessory shoes

on some cameras can be used to hold boom microphones, lightweight movie lights, or other accessories.

The wider the range of focal lengths, the more versatile the lens. The faster its maximum aperture (that is, the lower its f-stop number), the lower the light in which it can be used. And, unfortunately, the wider its zoom range and the lower its f-number, the more it weighs and costs. Most home cameras come with either a 25-mm fixed lens, or a 6X zoom, usually with an aperture of $f/1.8$. In many cases, the lenses are interchangeable, usually using a standard "C" mount.

Not all zooms are 6X; 3X and 5X lenses are also seen, and at least one lens can be switched between either of two focal lengths. Nor do all 6X zooms cover the same angle of focal lengths. Models have appeared with ranges from 11.5 to 70 mm (Toshiba) to 17.5 to 105 mm (Sanyo, Sharp, Toshiba), with 12.5 to 75 mm (GTE Sylvania, JC Penney, JVC, Panasonic, Quasar, RCA, Sony and others) being the most common.

The shorter the minimum focal length, the wider the lens's maximum angle—very handy when shooting indoors. The longer the maximum focal length, the more useful the lens is outdoors, where distances are longer. A few camera manufacturers, such

as JVC, are bringing out wide-angle and telephoto converters, which attach in front of the lens to extend its range. If none is made for your camera, those made for use with still and movie cameras may work.

Still photographers should note that in video (or cine) cameras, "wide angle" does not have exactly the meaning they're used to. An 11.5-mm "wide-angle" video zoom setting (about as wide as one can find) is only as wide as a 45-mm "normal" still-camera lens. Telephoto settings of video zooms are, however, much more generous than still photographers are used to. A 70-mm video zoom setting is equivalent to a 280-mm lens on a 35-mm still camera, and a 105-mm zoom setting would be equivalent to a 420-mm lens.

SPECIFICATIONS. The main specifications to check on a video camera are signal-to-noise ratio (usually around 42 to 46 dB) and horizontal resolution (usually around 240 to 250 lines, equivalent to a bandpass of 3 MHz, though trielectrode cameras claim up to 270 lines, and Sony's HVC-2200 Trinitron model claims 300).


If dim-light operation is likely (most homes are dimly lit, by video standards), the minimum illumination figure will be significant. At this light level, the camera will produce a picture, but not necessarily a

good one. Some spec sheets also list an "optimum illumination" range which shows the light levels at which noise goes down to normal levels and blacks become neutral-colored again.

For portable use, power consumption (make sure it includes the drain from the electronic viewfinder, if there is one) is important; and, for handheld use, so is weight.

The answers to some questions can't be found in the spec sheets. Weight alone won't tell how long you can hold a camera before fatigue sets in. Balance, dimensions, shape of the hand-grip or shoulder pad, and location of the finder and principal controls matter, too. There's no way to know without a showroom trial, which, unfortunately, is hard to get. Even test reports are of limited help, as human bodies differ. Do, however, look for information on how the camera can be adapted to fit you.

NOW THAT YOU'VE GOT ONE. Owning a video camera can turn you from a passive participant in video to an activist. Camera operation may seem highly technical at first, but if you remember the principles we've discussed here the fussy detail will become second nature and leave you thinking like an artist. And that can be rewarding indeed. ◇



*Akai Activideo
VC-X1 Camera*

*JVC
Model GX-68U
Camera*



NEW PRODUCTS

Additional information on new products covered in this section is available from the manufacturers. Either circle the item's code number on the Free Information Card or write to the manufacturer at the address given.

Energy Management System




The Regulator 5700 from Regency Electronics is designed to control up to 100 different lights and home appliances. Its memory can store as many as 57 timed commands, and a battery backup will maintain memory in case of power failure. The unit is powered by ordinary house current. If high-current appliances are to be tied into the 5700, e.g., water heaters and clothes dryers that use 240 volts ac, an adaptor module is available. A coding key prevents commands from interfering with signals of similar units in the vicinity. An audible tone informs the user when a command is being transmitted. \$299.95;

Teleprinter with Intelligent Keyboard



The Trendcom 600 intelligent keyboard can be combined with the Trendcom 800 teleprinter to communicate with TWX and Telex terminals, as well as direct-dial

Alpha-Numeric Tuner



Toshiba's Model ST-S80 tuner enables a user to preprogram up to 30 channels (15 AM and 15 FM) for quick access. A fluorescent display will accept any of the 35,152 station call letters that can be issued by the U.S. government. Also, it

can be programmed for any of the 456,976 possible combination/permutations with which one might identify one's own code, e.g., "Rock", "News", etc. Recall is accomplished in any of four ways: frequency, station call letters, individual code (as above), and via memory buttons. A station may be tuned in either by a manual or auto scan, or by direct access using a numerical frequency output. S/N is 74 dB; THD 0.12% at 400 Hz. \$419.95.

CIRCLE NO. 93 ON FREE INFORMATION CARD

modules for 120-V appliances, \$22 to \$40. 240-V module, \$49.95.

CIRCLE NO. 89 ON FREE INFORMATION CARD

Dynamic Cardioid Microphones



High- and low-impedance versions of a new microphone, the 671B, have been introduced by Electro-Voice. The basic microphone is said to be especially good for vocals due to its close-up bass boost and high-frequency characteristics. Features a built-in "pop" filter and a locking on/off switch. The 671BH (high Z), \$97; 671BL, \$95. Both versions come with a stand clamp and a 15' cable.

CIRCLE NO. 92 ON FREE INFORMATION CARD


Satellite Video Receiver



Hustler Inc. has introduced a 24-channel receiver, Model SVS-1000, for the earth-station component market. The satellite receiver is designed to pick up transmissions in the 3.7-4.2-GHz range, with an audio subcarrier of either 6.2 or 6.8 MHz. Controls include AUDIO LEVEL, SUBCARRIER FREQUENCY, FINE TUNING, and a 24-position channel selector. Features include a built-in regulated power supply and a switchable modulator with 75-ohm output on vhf channels 3 or 4 for feeding the signal to a TV receiver's antenna terminals.


CIRCLE NO. 94 ON FREE INFORMATION CARD

Infinity Speaker System



Infinity's Reference Standard II speaker system features a curved solid oak "wing" said to minimize diffraction errors and virtually eliminate dead spots. It contains two 10" woofers in separate subenclo-

(Continued on page 40)



Atari graphics and sound stand in a class by themselves.

David D. Thornburg
Compute Magazine, November/December 1980

"Its superiority lies in three areas: drawing fancy pictures (in color), playing music, and printing English characters onto the screen. Though the Apple can do all these things, Atari does them better."

Russell Walter
"Underground Guide to Buying a Computer"
 Published 1980,
 SCELBI Publications

What computer people are saying about Computers for people.™

"The Atari machine is the most extraordinary computer graphics box ever made..."

Ted Nelson
Creative Computing Magazine, June 1980

"...so well packaged that it is the first personal computer I've used that I'm willing to set up in the living room."

Ken Skier, *OnComputing, Inc. Summer 1980*

"...well constructed, sleekly designed and user-friendly — expect reliable equipment, and strong maintenance and software support."

Vidsoplay
December, 1980



To find out about the ATARI® 800™ Computer first hand, ask your local computer dealer for a hands-on demonstration.
 Or call, 800-538-8547 (In California 800-572-1404)



ATARI®
Computers for people.™

For further information write: Atari Inc., Computer Division, 1196 Borregas Avenue, Sunnyvale, CA 94086

Dept. C-51

CIRCLE NO. 6 ON FREE INFORMATION CARD
 AmericanRadioHistory.Com

©1981, ATARI, Inc.
 A Warner Communications Company

J&R MUSIC WORLD

"RATED NO. 1 FOR SERVICE & RELIABILITY"
THIS MONTH'S SUPER SPECIALS!

VIDEO SPECTACULAR!

VIDEO RECORDERS		VIDEO CAMERAS	
AKAI VHS 7350 Port. VHS	\$1295	AKAI VC-X1 Auto Focus	\$875
JVC HR 6700 VHS Recorder	\$795	JVC GC-88 Camera	\$699
JVC HR 2300 Port. VHS Rec.	\$945	MAGNAVOX B244 Camera	\$699
MAGNAVOX 8340 VHS Rec.	\$990	PANASONIC PK 700 Camera	\$675
MAGNAVOX 8310 VHS Rec.	\$625	PANASONIC PK-750 Camera	\$675
MAGNAVOX 8377 Port. VHS	\$995	PANASONIC PK-800 Camera	\$875
MAGNAVOX 8371 Port. VHS	\$895	RCA CC-007 Camera	\$750
MAGNAVOX 8370 Port. VHS	\$825	RCA CC-010 Camera	\$799
PANASONIC PV 1210 VHS Rec.	\$625	SONY HVC-2010 Camera	\$595
PANASONIC PV 1300 VHS Rec.	\$795	SONY HVC 2200 Camera	\$985
PANASONIC PV 1400 VHS Rec.	\$875	SONY HVM-100 BW Camera	\$225
PANASONIC PV 1750 VHS	\$1040	TOSHIBA IK-1850 Auto Focus	\$849
PANASONIC PV 3100 Port. VHS	\$795		
PANASONIC PV 435P Tun.	\$295		
PANASONIC PV 3200 Port. VHS	\$945		
RCA VET 250 VHS Recorder	\$750		
RCA VET 450 VHS Recorder	\$845		
RCA VET 650 VHS Recorder	\$1050		
RCA VET 170 Portable VHS	\$1050		
SONY SL 5400 Beta Recorder	\$825		
SONY SL 5600 Beta Recorder	\$875		
SONY SL 5800 Beta Recorder	\$1045		
SONY SL 3000 Portable Beta	\$950		
SONY TT-3000 Tuner/Timer	\$850		
TECHNICOLOR 212 Port. V	\$850		
ZENITH VR-9000 Beta Rec.	\$695		
ZENITH VR-9750 Beta Rec.	\$945		
VIDEO DISC PLAYERS			
MAGNAVOX VH 8000 Laser	\$599	PIONEER VP-1000 Laserdisc	\$649
		ROA SFT 100 CEII Disc Player	\$425

CAR STEREO

PIONEER CASSETTE IN-DASH W/RADIO		JENSEN CASSETTE IN-DASH W/RADIO	
KP-5500	124.90	R-402 receiver	174.90
KP-8500	141.90	R-400 receiver	199.90
KE-2100	174.90	R-410 receiver	219.90
KEX-20	214.90	R-420 receiver	259.90
KP-4502 (foreign cars)	144.90	RE-512 (Auto Reverse)	259.90
KP-8000	139.90		
KPX-9000 (freq. amp)	154.90	J1001 6x9 separates	98.90/PAIR
KPX9500 (freq. amp)	176.90	J1065 6x9 max	64.90/PAIR
KE-S100	209.90	J1033 6x9 max II	83.90/PAIR
		J1020 6x9 coax II thin	66.90/PAIR
CASSETTE UNDER DASH		J1101 4x10 max	66.90/PAIR
KP-373	84.90	J1130 4x10 max II	88.90/PAIR
KP-575	94.90	J1174 5 1/2" dia	66.90/PAIR
KP-500	134.90	J1124 5 1/2" max II	88.90/PAIR
KP-770 (freq. amp)	104.90	J1188 8 1/2" coax thin	43.90/PAIR
KPX600	118.90	J1069 6x9 coax	43.90/PAIR
KP707G	144.90	J1037 6x9 coax II	64.90/PAIR
		J1041 5 1/2" coax II	53.90/PAIR
POWER AMPS/EQUALIZER			
BP-320	54.90	SANYO IN-DASH CASSETTE	
AD-30	94.90	FI-C2 (Mini Cassette)	59.90
AD-80	141.90	FI-C8 (Hr. Vert. Mount)	99.90
KM-120	106.90	FI-C12 (Digital Display)	114.90
CD-5	89.90	FI-C13 (Pushbutton)	119.90
GM-2	34.90	FI-C15 (Auto Pushbutton)	134.90
GM-4	54.90	FI-C16 (Libby & Metal Tape)	147.90
		FI-C18 (Pushbutton Libby)	169.90
CAR SPEAKERS		FI-2200 (Digital Tuning)	229.90
TS-M2	34.90/PAIR		
TS-13	34.90/PAIR	BLAUPUNKT	
TS107	39.90/PAIR	CR-2001	249.90
TS167	54.90/PAIR	CR-3001	429.90
TS168	84.90/PAIR	CR-4000	259.90
TS605	99.90/PAIR	CR5001	339.90
TS-X6	74.90/PAIR	BEA-100	107.90
TX-X9	134.90/PAIR	BEA-200	159.90
CLARION			
PE-683A (With Fast Forward)	79.95		
PE-550A (Auto Rev. w/Libby)	169.95		
PE-751C (PB Auto Rev.)	229.95		
PE-958A (Electronic Tuning)	289.95		
PE-768A (PB Auto Rev.)	179.95		
PE-950B (Electronic Tuning)	349.95		
PE-659A (Elec. Top Of Line)	619.95		

BLANK CASSETTES

AUDIO		VIDEO	
AMPEX GIANI MASTER OR III C90	2.99	WE CARRY VIDEO TAPES BY AMPEX, BASF, FUJI, JVC, MAXELL, PARASONE, MEMOREX, TDK, SCOTCH, SONY, RCA.	
BASF PRO II OR III C90	2.99	ALL BETA 1500	10.95
FUJI FXI OR III C90	2.99	ALL BETA 1750	13.95
SCOTCH High Grade C 90 3 1/2"	3.99	ALL VHS I-120 (Ecap/HQ)	14.95
MEMOREX HI BIAS C90	2.99	ALL VHS I-120 (Ecap/HQ)	14.95
SCOTCH MASTER OR III C90	3.25	MATEL INTELLIVISION	229.90
SONY REC C90	3.25	ATARI VIDEO GAME CX2600	148.95
SONY UNK C90	1.64		
TDK HD-O1 DEMAGNETIZER	16.95		
TDK DCC90	1.68		
TDK ADC90	2.45		
TDK SAC90	2.99		
TDK MA C90 (METAL)	6.99		
TDK MA C90 (METAL)	7.99		
MAXELL UDXL (or UDXL II) C90	3.47		

MINIMUM ORDER 12 TAPES 100% GUARANTEED

HOW TO ORDER BY MAIL: For prompt and courteous shipment, send money order, certified check, cashier's check, Master Charge or Visa (include card number, expiration date and signature). DO NOT SEND CASH! Personal and business checks must clear our bank before processing. Shipping and insurance charge is 4% of total order with a \$3.95 minimum charge. (Please double these charges for orders outside Continental U.S. or Canada.) New York State residents must add sales tax. NO C.O.D.'s. ALL MERCHANDISE IS BRAND NEW. FACTORY FRESH AND 100% GUARANTEED.

IN NEW YORK, CANADA, ALASKA AND HAWAII: CALL: (212) 732-8660

ORDER TOLL FREE (800) 221-8180
 Customer Service Hot Line (212) 233-0857 DEPT. PE

SEND FOR OUR 260 PAGE FREE CATALOG
 23 PARK ROW, NEW YORK, N.Y. 10038

CIRCLE NO. 38 ON FREE INFORMATION CARD

new products

Desktop Computer



The S-100 computer from Micro-Expander Inc. is said to require only a video display and media storage for operation. It is built around a single circuit board that contains a Z-80A CPU, keyboard, video circuitry, real time clock, parallel printer interface, and an RS-232 serial interface. Features include standard 80x24 screen

format, upper/lower case, 4K ROM monitor, 64K RAM expandable to 512K, video output and color graphics using 256 colors, and a complex tone generator with an internal speaker. The keyboard is outfitted with 2 programmable function keys, 4 cursor control keys and a calculator-like keypad cluster. The Expander will work without a video display for process control, data communications, and the like, although there is room for several S-100 boards for video or other desired applications. It will accept all CP/M and MP/M software written for the Z-80. The unit is sold with 24K Microsoft BASIC-80 (disk version) and 10K Microsoft BASIC-80 (cassette tape version). \$2,200.

CIRCLE NO. 98 ON FREE INFORMATION CARD

sure, three 5" dipole midrange drivers, and two EMIT tweeters. One woofer crosses over at 60 Hz and operates only in the deepest bass registers, while the other crosses over at 125 Hz. However, each operates as a dual-drive Watkins woofer in the lowest bass registers. System frequency response is rated at 38 to 32,000 Hz ± 2 dB. The Reference Standard II can be used with amplifiers rated at 35 to 250 watts continuous per channel. Finished in golden oak veneer and supplied with a dark brown grille cloth, the system measures 48" H x 22 3/4" W x 18" D. \$650.

CIRCLE NO. 95 ON FREE INFORMATION CARD

B&O Computer-Controlled Stereo System


The programmable computer-controlled Beocenter 7000 hi-fi system from Bang & Olufsen contains a stereo-FM receiver, cassette recorder, and radial-arm turntable, all in an attractive rosewood-veneer-finished cabinet. It comes with two-speaker systems and a wireless remote-control module. The system can be programmed



to start or stop automatically for unattended recording, to wake you up to music, and to shut off at bedtime. The turntable features B&O's new ultra-low-mass tonearm, MMC cartridge, and three-point pendulum suspension that isolates the turntable platter from the main chassis. A digital display panel keeps tabs on all selected music sources, tuner frequency, tape travel, etc.

CIRCLE NO. 97 ON FREE INFORMATION CARD

Portable Oscilloscope



The 2213 oscilloscope from Tektronix is a portable (6.1-kg) dual-trace, screen-calibrated, delayed-sweep instrument, with a single time base providing an accuracy of

3%. It is said to achieve 60 MHz with inputs of 20 mV to 10 V, and 50 MHz at the 2-, 5-, and 10-mV settings. The maximum sweep speed is 5 ns/div. A vertical mode system triggers on asynchronous signals in dual-channel alternate operation, and enhanced auto triggering is reported to minimize the need for adjustments. Features include Z-axis input, front-panel trace rotation, and beam finder controls. In addition, the probes have an IC grabber, permitting in-circuit measurements of pin voltages. \$995.

IMMORTAL MUSIC SHOULDN'T BE KEPT ON MORTAL TAPE.



Good music never dies. Unfortunately, a lot of cassette tapes do.

At Maxell, we've designed our cassettes to be as enduring as your music. Unlike ordinary cassettes, they're made with special anti-jamming ribs that help prevent tape from sticking, stretching and tearing.

And our cassette shells are built to standards that are as much as 60% higher than the industry calls for.

So if you'd like to preserve your old favorites for the years to come, keep them in a safe place. On one of our cassettes.



IT'S WORTH IT.

ENTERTAINMENT ELECTRONICS

By Ivan Berger

Indoor FM Antennas

THE wire dipole antenna that comes free with FM tuners and receivers is better than nothing, but not much. In most homes, the only practical ways to install it are to lay it on the floor or tack it to a wall, neither being an optimum reception site. With floor mounting, you can orient the dipole to pick up the cleanest signal from at least one station (heaven help you if your stations lie in several different directions, as they usually do), but your walls are seldom oriented toward your favorite stations. I have one friend who gets good results with a wire dipole hung with a string catty-corner between two walls. When she's not listening, she takes it down—it's too ugly otherwise.

Ordinary TV rabbit ears do a much better job. This antenna too is a dipole, but its stiff rods can be angled to select the best available signal from the many that bounce around the average home. It's versatile and cheap. But, like the wire dipole, it is decidedly unattractive.

What would be ideal, of course, is a directional, rooftop antenna with a rotator. Such antennas can provide enough gain for fringe-area listeners and enough directionality to help city-dwellers cope with multipath. If you already have a good TV antenna on your roof, it may work for FM, but some TV antennas filter out the FM band to prevent possible interference. If it is desired to receive FM and TV simultaneously, there may be family conflicts when the two stations lie in different directions.

What's Available. If you can't have or don't want a rooftop antenna, there are still alternatives superior to rabbit ears. Probably the best-known indoor FM antenna is the B.I.C. Beam Box, now available in two models, at \$90 and \$50. I tried the top-of-the-line Model FM 10, which is also the original model.

The Beam Box is shaped and styled

like a stereo component, so you can stack it with the rest of your system. It's aimed by switching antenna elements within the box and phasing them for maximum pickup along any of four lines: front-rear, side-side, or either diagonal. Like ordinary dipoles, the Beam Box has a bidirectional, figure-8 pick-up pattern.

The Beam Box also has a passive tuning network to peak its response for the station you're listening to and help reject "garbage" on other frequencies. The network has a tuning knob (calibrated only at the 88 and 108 points, with seven dots between them) and a wide/narrow bandwidth switch (that worked best for me in the narrow position almost all the time).

Directionality isn't exceptional—a bit less than that of rabbit ears, I'd judge—and gain is below that of a standard dipole. But the Beam Box is more convenient and attractive; and, in the city, where signals are usually strong, it works pretty well. In fringe country, gain could become a problem—though not an incurable one, as we'll see.

The Technics SH-F101 Wing Antenna (\$85) is another dipole variation—a printed circuit shaped like an airplane wing and swivel-mounted atop a neat, weighted metal base. The base contains an active tuning network, powered by two 9-volt batteries (Panasonic estimates their life at 18 months); and there's a battery checker built into the unit. In the back of the base is the 75-ohm output jack and a switch to allow manual tuning from the small knob on the front (calibrated at 88, 92, 96, 100, 104, 106 and 108 MHz) or automatic tuning by any of several Technics tuners and receivers, which also supply power to the antenna.

The Wing can be turned or tilted for the best possible reception. That's less advantageous in practice than it seems in theory. Since the signal pattern in the room is affected by your body, you're carefully orienting the antenna for a signal pattern that will cease to exist when you sit back to listen. But you can profitably tune for station frequencies. Since the Wing has an active tuning circuit, it's more selective than the Beam Box (nominally -6 dB at ± 3 MHz for the former compared to -3 dB for the latter). Rated gain is -2 dB re a standard dipole, while that of the Beam Box is -5 dB. The Wing's manual tuning knob has a very nice feel—and the automatic

feature should appeal to owners of the appropriate Technics FM equipment.

Winegard's Stereo-Ceptor FM-4400 (\$71.95) uses active circuitry to amplify, but not select, the signal. Its dipole is a gold-anodized aluminum bar with vertical plates at each end. At 19 inches, it's longer than the Wing's 16½-inch element. The Stereo-Ceptor's element doesn't tilt, but does turn 90 degrees, which for a bidirectional antenna is enough. The 4400 is ac-powered, and has an on-off switch and pilot light. It is available without amplification as the Model 2400 (\$39.95).

Performance. There was no significant difference in the number of stations each antenna picked up. But there was a definite difference in signal strength. Not surprisingly, the amplified Winegard beat the other two. It was the only one to bring in any station strong enough to light all five LED's on my tuner.


For signal *quality*, however, the Technics Wing, with marginally less gain, on the average, than even the B.I.C., brought in more good and very good signals than either of the others. It is harder to adjust than the other two, but the results are worth it.

Signal Boosters. Since the Beam Box had the lowest gain, and since it alone had a 300-ohm output in addition to its 75-ohm one, I tried it with three different signal amplifiers: the Channel Master 0300 Amplitenna, the Breubeg Magnum, and the Winegard FM-3400. The Channel Master is designed for TV and FM, the other two for FM only.

The Breubeg is the most expensive (\$150) of the three. It's also the most elaborate, with a thoroughly calibrated tuning dial. And it had the most gain. The other two amplifiers are just "black boxes"—literally, in the case of the \$24.95 Channel Master, which consists of a small, black plastic case with a separate, calculator-style power supply. The \$40.25 Winegard is an aluminum box with built-in power supply. Neither it nor the Channel Master has any external features except input and output terminals.

The Breubeg had the most gain, with the Winegard a close second, and the Channel Master right on its tail. On signal quality, the Winegard FM-3400 did just a hair better than the other two pulling in more stations with low noise and multipath. The differences, however, were not large.

These tests were all made in New York City, a difficult reception area due to multipath and noise. Just to make the test a little tougher, I had a computer (albeit the FCC-approved Radio Shack Model III) running in the next room, to give me a noise source of constant strength and known direction. Out in the country, though, my rankings of these antennas and amplifiers might well change. There, gain becomes far more important, while noise and multipath rejection are a bit less so. ◇



Technics Model SH-F101
Indoor Wing Antenna

Audio Product of the Month

CHOSEN BY THE EDITORS OF POPULAR ELECTRONICS

Micro-Acoustics Model 630 Phono Cartridge

THE Micro-Acoustics 630, though similar in operating principles to other Micro-Acoustics phono cartridges, embodies several refinements that distinguish it from its predecessors. Among them are a low-mass, molded-carbon fiber body and a beryllium cantilever fitted with a specially shaped diamond stylus. The mass of the 630, already low at 4 grams, can be further reduced in half-gram steps to 2.5 grams for use in tonearms having sufficiently light counterweights. Suggested retail price of the Micro-Acoustics 630, which carries a three-year full warranty, is \$250.

General Description. Micro-Acoustics cartridges, including the 630, are electret transducers. The signal voltage is said to be generated by the flexing of a tiny electret element (a permanently polarized capacitor) that is mechanically coupled to the stylus cantilever through a pivoted yoke, or "resolver". Like other nonmagnetic transducers such as piezoelectric or strain gage elements, the electret is an amplitude-responding device that requires equalization to be

compatible with an RIAA-equalized magnetic phono preamplifier. Also, to be compatible with such an input, its output voltage must be attenuated.

In the Micro-Acoustics 630 the equalization is done within the cartridge by small, passive "microcircuits". These R-C networks convert the output response of the cartridge to the equivalent of a velocity-responding magnetic cartridge, at a level of about 3.5 millivolts. However, the output impedance of the 630 is essentially a resistance of about 4,500 ohms. This makes the frequency response of the cartridge essentially independent of the external load.

The fine (0.01 inch diameter) beryllium cantilever is designed for very low mass and high stiffness. At the apex of the "resolver" is an iridium-platinum damper that flattens out the frequency response of the cartridge in the 10-to-30-kHz range. Unlike a moving-magnet cartridge, whose frequency response is influenced by the electrical as well as mechanical properties, the frequency response of a Micro-Acoustics cartridge is determined only by its mechanical properties. The design makes use of indepen-


dent suspension and damping systems (usual practice combines both functions in a single elastomeric bearing). This makes possible optimization of both tracking ability and transient response.

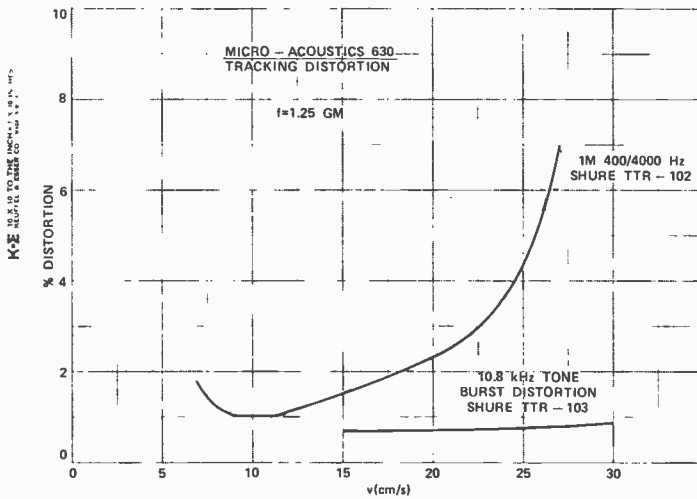
The shape of the diamond stylus, which is called the "Micro-Point II", is said to be an analog of the Micro-Point recording styli manufactured by Micro-Acoustics. Although no details are given, it appears to be a form of extended line contact stylus, comparable to the proprietary shapes used in the top models from most cartridge manufacturers.

The molded carbon fiber body of the cartridge contributes to its low mass (which is due largely to the absence of magnetic structures and coil windings). The actual cartridge mass is 2.5 grams, which is too low to be balanced in many tonearms. In the top of the body is a small storage space for up to 3 small weights of 0.5 gram each. A hinged cover secures the weights within the cartridge body. It is normally shipped with all weights installed to give 4 grams total mass, compatible with most arms.

In the event that 4 grams cannot be balanced, a separate 1-gram weight is supplied. It can be installed between the top of the cartridge and the headshell. In some tone arms (such as Dual and Philips) the rear of the cartridge body may contact the record surface. If this happens, an angled wedge is supplied, which can be installed between the cartridge and headshell. It tilts the front of the cartridge slightly downward to give the required clearance from the record surface. The stylus assembly is user-replaceable.

Each Micro-Acoustics 630 cartridge is supplied with its own individual frequency response calibration curve, made with the CBS STR 170 test record. The response is rated at 5 to 20,000 Hz \pm 1 dB. The tracking force range is 0.7 to 1.4 grams, with 1.25 grams being the recommended force. The rated channel separation is 30 dB at 1 kHz and 25 dB at 10 kHz. The noncritical nature of its load requirements is emphasized by the recommended range of 5 k Ω to 100 k Ω and 25 to 1,500 pF. The manufacturer also rates the rise time of the cartridge,





Tracking distortion using the Shure TTR-102 at velocities up to 27 cm/s and the TTR-103 with tone bursts.

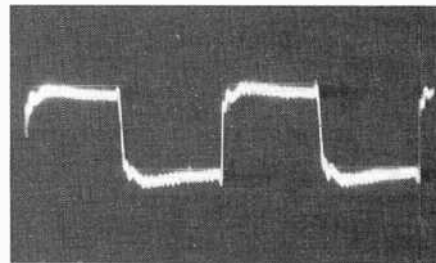
measured with a CBS STR 112 test record, at 4.5 microseconds, also independent of load conditions.

Laboratory Measurements. Testing was done in a typical "J-shaped" tonearm with an effective mass of about 20 grams. The cartridge compliance resonated with the arm mass at about 8 Hz, near the low end of the acceptable range. In more recent tonearms, whose mass is typically about 15 grams, the resonance should fall closer to the ideal 10-Hz point.

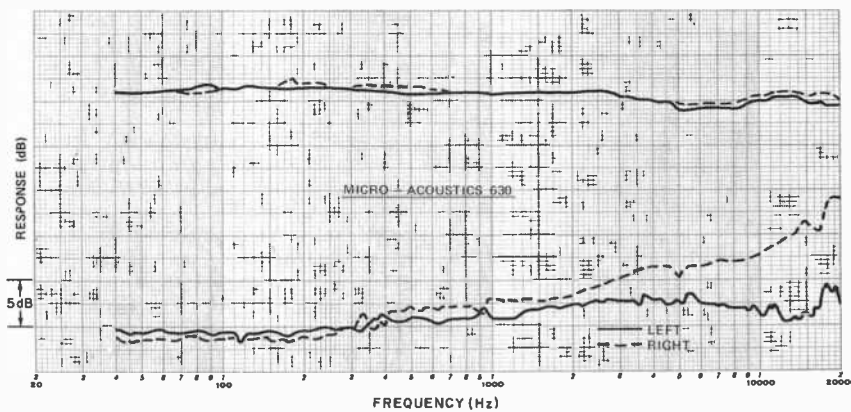
With the CBS STR 100 test record (similar to the STR 170 in general characteristics), frequency response was impressively flat, varying only ± 1 dB from 40 to 20,000 Hz. Channel separation was about 25 dB in the midrange and 17 to 23 dB at 10 kHz. (The separation measured on any cartridge is very much a function of the test record used.) Because of its uniform high-frequency response, we also measured the cartridge up to 50 kHz with the JVC 1005 test record. There was little sign of any high-frequency resonance (evidently the dampers in the 630 were operating effectively), and the response sloped downward gently to about -4 dB at 40 kHz. The channel separation was still 7 to 10 dB at 50 kHz.

To check the claims of insensitivity to loading, we measured the cartridge response with the STR 100 record using loads from 10 k Ω to 1 M Ω and capacitances from less than 100 to 1,000 pF. There was absolutely no detectable effect on frequency response, although the output voltage was about 3 dB higher into 1 M Ω than into 10 k Ω . With the standard 47-k Ω cartridge load, the output was 3.4 millivolts, with a channel unbalance of 0.4 dB.

The vertical tracking angle was a relatively low 16 degrees. At the recommended 1.25 grams stylus force, the tracking ability of the 630 was outstanding. It played our high-level low and midfrequency test records easily and



Scope photo of square-wave response.



Frequency response of both channels using the CBS STR-100 test record.

tracked the 70-micron level of the German Hi Fi #2 record. It was also one of the very few cartridges we have tested that could play every level of every section of both Shure "Audio Obstacle Course" records. The square-wave response with the CBS STR 112 record showed a trace of ringing on the leading edge (about 1 cycle) and a low-level 40-kHz signal riding on the square wave (this is cut into the record). Although we did not attempt to measure the rise time of the square wave in the cartridge output, it was obviously small.

Tracking distortion was measured with two Shure test records. The TTR-102 measures IM distortion, using 400- and 4,000-Hz test signals at various peak velocities up to 27 cm/s. The measured IM distortion was low (under 3%) up to about 22 cm/s, but increased to 7% at 27 cm/s. The TTR-103 measures high frequency tracking distortion, using shaped 10.8-kHz tone bursts at a 270-Hz repetition rate. There was almost no change in the level of 270-Hz product over the full range of the record, from 15 to 30 cm/s and the readings of 0.7 to 0.8% were about as low as we have measured, and may be the test residual.

User Comment. The flat frequency response, uniform crosstalk response, and excellent tracking ability of the Micro-Acoustics 630 translate into uncolored, silky smooth record reproduction, as one might expect. Not quite so predictable is the quiet background that comes from having a noninductive, fairly low-impedance source connected to one's phono inputs. This has been a characteristic of other Micro-Acoustics cartridges we have used, and it was just as obvious with the 630. With any reasonably good amplifier, it should be possible to turn up the volume fully without any audible hum. (The hiss level, though likely to be low, will depend on the amplifier itself.)

We discovered quite soon that the section of the cartridge instructions dealing with keeping the stylus clean must be taken very seriously. This is probably the result of its stylus shape (line contact styli seem to be more susceptible than conical or simple elliptical shapes to picking up dirt from the record grooves). A suitable stylus cleaning brush is provided with the cartridge, and our experience indicates that it should be used frequently.

The Micro-Acoustics 630 is one of the very few cartridges we have used whose frequency response flatness is comparable to that of an amplifier, and better than any speaker. In combination with its superb tracking ability, low distortion, and ideal interface with a preamplifier input, this qualifies it as one of the best cartridges presently available to the critical audiophile. In addition, when used in a low mass tonearm, it should track severely warped records with relative ease.—*Julian Hirsch*

CIRCLE NO. 101 ON FREE INFORMATION CARD

DOWN-TO-EARTH PRICES ON OUT-OF-THIS-WORLD PERSONAL COMPUTERS AND COMPONENTS.

Look at this!



Ohio Scientific Superboard II \$299

- It's the first complete computer system on a board.
- Superboard II uses the ultra powerful 6502 Microprocessor
- 8K Microsoft BASIC-in-ROM
- 4K static RAM on board, expandable to 8K
- Full 53-key keyboard, with upper and lower case. Plus user expandability.
- Video interface and audio cassette interface.

The Ohio Scientific Superboard II at \$299 — in today's economy — has got to be the best buy by far. It will entertain you with spectacular graphics made possible by its ultra high resolution graphics and super fast BASIC. It will help you in school or industry, as an ultra powerful scientific calculator. Advanced scientific functions and a built-in "immediate" mode allow you to solve complex problems without programming.

The Superboard II can be expanded economically, for business uses, or to remotely control your home appliances and security. Even communicate with other computers.

Read what's been written about Superboard II:

"We heartily recommend Superboard II for the beginner who wants to get into microcomputers with a minimum cost. A real computer with full expandability."

—POPULAR ELECTRONICS, MARCH 1979

"The Superboard II is an excellent choice for the personal computer enthusiast on a budget."

—BYTE, MAY 1979

Look at these easy hardware prices:

610 Board For use with Superboard II and Challenger 1P. 8K static RAM. Expandable to 24K or 32K system total. Accepts up to two mini-floppy disk drives. Requires +5V @ 4.5 amps.	\$ 298
Mini-Floppy Disk Drive Includes Ohio Scientific's PICO DOS software and connector cable. Compatible with 610 expander board. Requires +12V @ 1.5 amps and +5V @ 0.7 amps. [Power supply & cabinet not included.]	299
630 Board Contact us for important details.	229
AC-3P 12" combination black and white TV/video monitor.	159
4KP 4K RAM chip set.	79
PS-005 5V 4.5 amp power supply for Superboard II.	45
PS-003 12V power supply for mini-floppies.	45
RF Modulator Battery powered UHF Unit.	35
CS-900B Metal case for single floppy disk drive and power supply. [While stock lasts.]	49
AC-12P Wireless remote control system. Includes control console, two lamp modules and two appliance modules, for use with 630 board.	175
AC-17P Home security system. Includes console, fire detector, window protection devices and door unit for use with 630 board.	249
C1P Sams C1P Service manual	8
C4P Sams C4P Service manual	16
C3 Sams Challenger III manual	40
Ohio Scientific and independent suppliers offer hundreds of programs for the Superboard II, in cassette and mini-floppy form.	

Freight Policies All orders of \$100 or more are shipped freight prepaid. Orders of less than \$100 please add \$4.00 to cover shipping costs. Ohio residents add 5.5% Sales Tax.



Hours: Call Monday thru Friday,
8:00 AM to 5:00 PM E.D.T.
TOLL FREE: 1-800-321-5805

Guaranteed Shipment
Cleveland Consumer Computers & Components guarantees shipment of computer systems within 48 hours upon receipt of your order. **Our failure to ship within 48 hours entitles you to \$35 of software, FREE.**

To Order: Or to get our free catalog **CALL 1-800-321-5805 TOLL FREE.** Charge your order to your **VISA** or **MASTER CHARGE** account. Ohio residents call: (216) 464-8047. Or write, including your check or money order, to the address listed below.



**CLEVELAND CONSUMER
COMPUTERS & COMPONENTS**

**P.O. Box 46627
Cleveland, Ohio 44146**

Order Form: **CLEVELAND CONSUMER COMPUTERS & COMPONENTS** P.O. Box 46627 Cleveland, Ohio 44146

- | | |
|--|---|
| <input type="checkbox"/> Superboard II \$299. | <input type="checkbox"/> RF Modulator \$35. |
| <input type="checkbox"/> 610 Board \$298. | <input type="checkbox"/> AC-3P 12" B/W Monitor \$159. |
| <input type="checkbox"/> Mini-Floppy Disk Drive \$299. | <input type="checkbox"/> C1P Sams Manual \$8. |

[Attach separate sheet for other items.]

NAME _____

ADDRESS: _____

CITY: _____ STATE: _____ ZIP: _____

PHONE: _____

Payment by: VISA _____ MASTER CHARGE _____ MONEY ORDER _____

Credit Card Account # _____


Expires _____ Interbank # [Master Charge] _____

TOTAL CHARGED OR ENCLOSED \$ _____ (Ohio Residents add 6.5% Sales Tax)

Orders of less than \$100, please add \$4.00 to cover shipping costs. Orders will be accepted from U.S. and Canada only. All prices quoted are U.S., date of publication, standard UPS shipping FOB the factory. P

Popular Electronics Tests

B&K Precision Model 2845 Autoranging Digital Multimeter



normal operating conditions. The sleek plastic case is 3¾ inches wide, 1¼ inch thick, 6¾ inches long; and it weighs one pound (with battery). A built-in tilt stand/belt clip is provided, as are a pair of color-coded safety test leads, spare fuses, and a detailed instruction manual. Suggested retail price is \$175.00

General Description. The most interesting feature of the Model 2845 is the 4-bit microcomputer. The 40-pin chip includes a processor, a 1K x 8-bit ROM that carries the selected function programs, and 48 x 4-bit RAM for holding variables. Automatic range selection is made via sealed reed relays driven by the processor. In resistance measurements, the processor also puts either a K Ω or M Ω symbol on the LCD display. All inputs are applied across a 10-megohm input voltage divider and eventually applied to a dual-slope A/D converter. Resistance is measured by a ratiometric technique.

The selected pushbutton determines which ROM program controls the system. In the autoranging mode, an uprange command is produced when the count is greater than 1999. This command changes both range and decimal-point placement. A count of 179 or less on a particular range produces a downrange command. There is a user selectable range lock that allows the instrument to stay in the current range, with an overrange indicator on the LCD display coming into operation. In the voltage function, an Auto Skip circuit senses the input level and, if it exceeds 25 volts of either polarity, it skips to the 200-volt range. To allow "eyes off" continuity tests, a defeatable internal audio tone comes on when the external resistance is 179 ohms or less.

As the selected function pushbutton is depressed, the color of and adjacent "window" changes to white to indicate the function in use. In the dual-function modes AUTO LOCK and DC/AC, the window display is either white or red.

Optional accessories include LC-45 Carrying Case, BE-16 Battery Eliminator, PR-21 Isolation/Direct Probe, PR-23 RF Detector Probe to permit making measurements to 250 MHz, PR-28 High Voltage Probe to extend the range to 40 kV dc and 20 kV ac at 60 Hz with an input impedance of 600 megohms, ES-28 10-Ampere Shunt, and TP-28

THE B&K Precision Model 2845 Autoranging Digital Multimeter has a "new look" among pocket-portable, state-of-the-art digital instruments. It features a 0.5-inch high 3½-digit LCD display, and 21 ranges of voltage, current, and resistance with autoranging, autopolarity, autozero, continuity buzzer, 0.1% accuracy and 1-mV/1-ohm/1- μ A resolution. The automatic features are provided by a 4-bit microprocessor. There are no range switches; five function pushbuttons do all the work.

The unit will tolerate operating environment from 0 to 55°C (18 to 28°C for stated accuracy) and 0 to 80% humidity. Its internal 9-volt alkaline battery has an estimated life of 100 hours under



Temperature Probe for measurements from -50 to $+150^{\circ}\text{C}$ (-58 to $+302^{\circ}\text{F}$) with a switch-selectable C or F scale.

The dc-voltage mode selects from 2, 20, 200, or 1000 volts of either polarity with an accuracy of 0.1% reading ± 1 digit on all ranges. Polarity indication is automatic, and the input resistance is 10 megohms. Overload protection extends to 1000 volts dc or dc + peak ac.

The ac-voltage mode uses average responding circuitry calibrated to display rms value of a pure sine wave measuring 2, 20, 200, and 1000 volts. On the 2- and 20-volt ranges, accuracy is $0.5\% \pm 3$ digits between 50 and 200 Hz, $2\% \pm 3$ digits between 200 and 1000 Hz, and ± 1 dB between 1 and 5 kHz. On the 200 and 1000 volt ranges, accuracy is $1\% \pm 3$ digits between 50 and 200 Hz. Input impedance is 10 megohms and the circuit is protected up to 750 volts ac rms or 1000 volts dc + peak ac.

For dc current, the ranges are 2, 20, 200, and 2000 mA with an accuracy of 0.75% reading ± 1 digit on all ranges and automatic polarity indication. The voltage burden is 200 mV full scale on the three lower ranges and 600 mV typical full scale on the 2000-mA range. Circuit protection is provided by a 2-ampere fuse, and diodes.

Ac current is measured on the same four ranges as dc current with an accuracy of 1% reading ± 3 digits between 50 and 1000 Hz. The voltage burden and protection are the same as for dc current.

Resistance is measured on ranges of 2K, 20K, 200K, 2000K, and 20-megohms with automatic K Ω or M Ω symbols on the display. Accuracy is 0.3% of reading ± 1 digit on the 2-to-2000k ranges, 0.6% reading ± 1 digit on the 20-megohm range with the read jack positive on all ranges. Protection against overload extends through +1000 to -450 volts dc or 300 volts ac.

Comments. The B&K Precision 2845 Autoranging Digital Multimeter was checked by the Lockhead Electronics Co., Instrumentation Measurements Laboratory against standards traceable to the National Bureau of Standards and was found to meet or exceed its advertised specifications in all respects.

Following our normal practice, we used the instrument on our workbench for several weeks to get the "feel" of it. It takes a little time to get used to the idea that range switches are not available. It seems a bit eerie to perform measurements of a volt or so, then measure a hundred or so volts, and watch the meter make its own adjustments.

The continuity buzzer mode works fine, except that it takes a second or two for the buzzer to sound. We felt that the buzzer volume was a little too low for the ambient noise level around our bench. However, we did use the function on several occasions and found it quite satisfactory.

Resolution on each function is very good and enabled us to make exacting measurements. We like the idea of the recessed test lead plugs, and the "finger stopper" rim on the red test lead. Both of these keep the user's fingers away from any potentially dangerous voltages during measurements.

We have some slight reservations about the mechanical construction. The instrument slides easily into a pocket for field work; but, unfortunately, the sleek plastic case is slippery enough to escape the grasp of slightly moist hands. Our

inadvertent "drop test" did no harm, but we would like to see some kind of "anti-slip" agent on the case.

We found the Model 2845 excellent for both bench and field use. The automatic functions in particular make it very convenient to use. We would like for other manufacturers to use microprocessors in their test instruments to allow the user to concentrate more on testing and less on the instrument. We recommend the Model 2845 highly.—*Leslie Solomon*

CIRCLE NO. 103 ON FREE INFORMATION CARD

HOBBY-BLOX™
The modular, circuit building system for electronic hobbyists.

Be careful. Your hobby is about to become an obsession.

The 14 modular units in the solderless, Hobby-Blox™ system are color-coded and cross-indexed. Projects go faster, easier.

For the beginner, there are two starter packs. One for integrated circuits, one for discrete components. Each has its own 10 project booklet.

Once you get into Hobby-Blox, look out. You're going to get hooked.

For a free catalog and the name of your nearest Hobby-Blox dealer, call Toll Free 800 321-9668. In Ohio call collect (216) 354-2101.

Patents Pending.
© A P PRODUCTS INCORPORATED 1980

 A P PRODUCTS INCORPORATED
9450 Pineneedle Drive
P.O. Box 603
Mentor, Ohio 44060
(216) 354-2101
TWX: 810-425-2250

In Europe, contact A P PRODUCTS GmbH:
Bäumiesweg 21 • D-7031 Weil 1 • W. Germany

The worlds most popular Satellite TV receiver....



NOW IN A KIT!

KLM's SKY EYE I SATELLITE RECEIVER brings you a whole new world of fantastic television entertainment... in cable-quality video and sound. It is a two-part system, easy to install and use. The compact Control Console is all you need inside your home. The modular RCVR Unit mounts at or near the antenna. The superb performance and reliability of the SKY EYE I are proven by the thousands already in use.

The SKY EYE I KIT comes in simple easy-to-assemble sections. All microwave circuitry is factory wired and tested. The assembly manual is clearly written, simple and precise. In just a short time you can be enjoying the fabulous world of satellite programming.

SKY EYE I Specifications: Single conversion/image rejection circuits (easily handle strong and weak signals without instability or distortion) * Built-in DC block for feedline-powered LNA * Full video tuning, 3.7 to 4.2 GHz (for all channels, horizontal and vertical) * Audio tuning 5.5 to 7.5 MHz (gets the subcarrier entertainment, too!) * Separate regulated power supplies for LNA and RCVR * Optional Polarity Control * Control Console to RCVR cabling supplied.

Complete SKY EYE I Receiver Kit: \$695.00

Order toll free: 800-538-2140
(in Calif call 408 779-7363)

ORDER FORM

Sky Eye I Receiver Kit. \$695.00

Total Enclosed \$ _____

(CA residents add sales tax)

Personal Check Cashiers Check/MO

Visa Master Charge (Bank No. _____)

Acct. No. _____

Signature _____ Exp. Date _____

Print Name _____

Address _____

City _____

State _____ Zip _____

Send Me More Information!

KLM ELECTRONICS, INC.

P.O. Box 816, Morgan Hill, CA 95037

Satellite
Receivers - Kits - Systems - Components

"Our 11th year of innovations in
communications equipment"

CIRCLE NO. 39 ON FREE INFORMATION CARD

COMPUTER BITS

By Carl Warren

Coming Attractions Plus a Tip

AS MANY of you would probably suspect, nothing in the realm of microcomputer systems or peripheral add-ons is really standing still. This past April at the West Coast Computer Faire in San Francisco, the crowd of over 20,000 was greeted by the introduction of a personal system dubbed Osborne-1. This Z-80 microprocessor-based system is from the Osborne Computer Corp., headed by Adam Osborne of microcomputer book fame. The unit, which is enclosed in a brushed aluminum weather-

proof suitcase small enough to fit under an airline seat, is slated to sell for the surprisingly low price of \$1795.

Even more startling is what this price includes. On the hardware side, there is a built-in 5-inch diagonal CRT monitor, two 5.25-inch single-density floppy drives, a full-sized keyboard with a 10-key numeric keypad, and an IEEE-488 and EIA RS232C interface. The software includes: Digital Research's CP/M operating system, Compiler Systems' CBASIC, Microsoft's MBASIC, Mi-

PROGRAM TO SET UP A BUFFER

```

10 CLEAR 1000:CLOSE           'SAVE SOME STRING SPACE
20 GOTO 220                   'GOTO THE MENU
30 GOSUB 280                  'SET UP THE BUFFER
40 R=R+1                      'SET THE RECORD COUNTER
50 INPUT "LAST NAME";N$
60 INPUT "FIRST NAME";F$
70 INPUT "AGE";A$
80 LSET LN$=N$: LSET N1$=F$:@
   LSET AG$=A$                'LEFT JUSTIFY BUFFER
90 PUT #1,R                   'WRITE IT TO DISK
100 I=I+1
110 IF I=4 THEN 130 ELSE 40   'THIS IS TO ALLOW 4 INPUTS FOR DEMO
120 END
130 CLOSE                     'CLOSE THE FILE TO MARK THE END
140 INPUT"ENTER TO RETRIEVE";C$ 'LETS BE FANCY
150 GOSUB 280                 'GOT TO OPEN AND REFIELD THE BUFFER
160 FOR R= 1 TO 4             'THIS SET NO OF RECORDS WE CAN GET
170 GET #1,R                  'GET THE RECORD
180 PRINT N1$;LN$;AG$        'DISPLAY THE DATA
190 NEXT R                    'CIRCLE AROUND AND GET MORE
200 CLOSE                     'REMEMBER CLOSE THAT FILE
210 END
220 PRINT TAB(15);"(1) TO ENTER"
230 PRINT TAB(15);"(2) TO RETRIEVE"
240 INPUT C
250 IF C=1 THEN GOTO 30
260 IF C=2 THEN GOTO 140
270 IF C<1 OR C>2 THEN END
280 OPEN "R".1."TREE.DAT"    'OPEN A RANDOM FILE NAMED TREE.DAT
290 FIELD 1, 15 AS LN$,@
   10 AS N1$, 4 AS AG$        'ESTABLISH A BUFFER
300 RETURN
310 END

```


cropro's Wordstar word-processing package, with MailMerge option, and an electronic worksheet package from SORCIM called Supercalc that somewhat resembles Visicalc.

Attractive though the Osborne-1 may seem, don't get on the phone and try to order one. The company won't sell it direct (they plan to sell only through distributors) and production of the first units began only last month. Moreover, there is at least one peculiarity you should consider. The viewable display is 52 characters by 24 lines with a 128-character by 34-line expanded feature, which implies horizontal and vertical scrolling. A number of application software houses I spoke with view this unique display as a possible limiting factor, since numerous applications written originally for 80 x 24 full-view screens will have to be rewritten to include horizontal scrolling commands.

Furthermore, you might want to wait for other hardware options such as modem electronics, larger video monitors, and higher density disk drives, which, according to the company, are currently on the drawing boards. Expected introduction is late 1981 or early 1982.

Some Programming Help. A few months ago, Edward Craig, Blytheville, AK, wrote about some difficulties that he was having converting a genealogy program from DEC BASIC Plus 2 to TRS-80 BASIC. Specifically, he was unable to get the program to read and write data.

Well, Bob, here, finally, is some help for you in solving your problem. Since I don't have the space to show you the entire program, I can give you some troubleshooting tips.

The program shown opposite is an example of how to set up a buffer and get information into and out of it. The most important point to notice is that I have written the buffer statement only once in the form of a subroutine. This way I can set up a menu as I did in line 20 and do one of three things: ENTER, RETRIEVE, or QUIT.

Another important point to remember when using random files is that you have to tell the computer where in the buffer you want them in terms of right or left justification (see line 80). Then some sort of record counter is used to keep track of what record is next. This is a neat program to experiment with when learning about using files.

Here is an experiment you might want to try. Change line 160 to read INPUT "ENTER RECORD NO"; N and change line 190 to a GOTO 160. This way you can choose the exact record you want.

Incidentally, I only used 29 bytes of the available 256 in the field statement so you can expand this. Try this out; I think you will be surprised at how fast you catch on.

Let's Talk Disks. Over the next several months, you are likely to read a lot about a number of high-density flexible media drives coming on the scene. Some of these have been mentioned previously in this column, and were seen at the National Computer Conference (NCC) held in Chicago. Among the new offerings set to be available to systems designers later this year are Remex's (Irvine, CA) 5.25-inch 1M-byte drive called the Pico. This drive fits in two-thirds the space required for a standard 5.25-inch floppy and is double-sided, double-density with 96 tracks per inch. You can't buy this drive yet, but expect it to start showing up in a number of systems by late fall or early '82. According to one industry source, both Heath and Tandy are giving it serious consideration as an upgrade.

Taking a little more bullish approach to high-capacity disk drives is Persci (West Los Angeles, CA). This company is preparing to launch production models of a 6.4M-byte, 8-inch drive sometime this fall. The unit, which was shown at NCC, comprises two 8-inch drives housed in a single 8-inch drive form factor. It employs dual heads for

FOR ONLY \$129.95 Learn Computing From The Ground Up

Build a Computer kit that grows with you, and can expand to 64k RAM, Microsoft BASIC, Text Editor/Assembler, Word Processor, Floppy Disks and more.

EXPLORER/85

Here's the low cost way to learn the fundamentals of computing... the all-important basics you'll need more and more as you advance in computer skills. For just \$129.95 you get the advanced-design Explorer/85 motherboard, with all the features you need to learn how to write and use programs. And it can grow into a system that is a match for any personal computer on the market. Look at these features: 8085 Central Processing Unit, the microprocessor "heart" of the Explorer/85. (Join the millions who will buy and use the 8080/8085 this year alone)... Four 8-bit plus one 6-bit input/output ports from which you can input and output your programs, as well as control exterior switches, relays, lights, etc. ... a cassette interface that lets you store and reload programs you've learned to write... deluxe 2,000 byte operating system/monitor makes it easy to learn computing in several important ways... It allows simpler, faster writing and entering of programs... It permits access by you to all parts of the system so you can check on the status of any point in the program... It allows tracing each program step by step, with provision for displaying all the contents of the CPU (registers, flags, etc.)... and it does much more!

You get all this in the starting level (Level A) of the Explorer/85 for only \$129.95. Incredible! To use, just plug in your 8VDC power source for displaying all the keyboard/display... if you don't have them, see our special offers below.

Level A computer kit (Terminal Version)... \$129.95 plus \$3 P&I.
Level A kit (Hex Keypad/Display Version)... \$129.95 plus \$3 P&I.

LEVEL B — This "building block" converts the motherboard into a two-slot S100 bus (industry standard) computer. Now you can plug in any of the hundreds of S100 cards available.

Level B kit... \$49.95 plus \$2 P&I.
S100 bus connectors (two required)... \$4.85 each, postpaid.

LEVEL C — Add still more computing power, this "building block" mounts directly on the motherboard and expands the S100 bus to six slots.
Level C kit... \$36.95 plus \$2 P&I.
S100 bus connectors (five required)... \$4.85 each, postpaid.

LEVEL D — When you reach the point in learning that requires more memory, we offer two choices: either add 4k of a memory directly on the motherboard, or add 16k to 64k memory by means of a single S100 card, our famous "IAWS".

Level D kit (CHECK ONE)... 4k on-board... \$49.95 plus \$2 P&I; 16k S100 "IAWS"... \$149.95 plus \$2 P&I; 32k S100 "IAWS"... \$249.95 plus \$2 P&I; 64k S100 "IAWS"... \$299.95 plus \$2 P&I.

LEVEL E — An important "building block" it activates the 8k ROM/PROM space on the motherboard. Now just plug in our 8k Microsoft BASIC or your own custom programs.
Level E kit... \$5.95 plus 50¢ P&I.

MICROSOFT BASIC — It's the language that allows you to talk English to your computer! It is available three ways:
8k cassette version of Microsoft BASIC (requires Level A and 12k of RAM minimum; we suggest a 16k S100 "IAWS" — see above)... \$9.95 postpaid.
8k ROM version of Microsoft BASIC (requires Level B and 4k RAM; just plug into your Level E sockets. We suggest either the 4k Level D RAM expansion or a 16k S100 "IAWS" — see above)... \$9.95 postpaid.

Disk version of Microsoft BASIC (requires Level B, 32k of RAM, floppy disk controller, 8" floppy disk drive)... \$325 postpaid.

TEXT EDITOR/ASSEMBLER — The editor/assembler is a software tool (a program) designed to simplify the task of writing programs. As your programs become longer and more complex, the assembler can save you many hours of programming time. This software includes an editor program that enters the programs you write, makes changes, and saves the programs on cassettes. The assembler performs the identical task of translating symbolic code into the computer-readable object code. The editor/assembler program is available either in cassette or a ROM version.

Editor/Assembler (Cassette version; requires Level B and 8k (min.) of RAM; we suggest 16k "IAWS" — see above)... \$59.95 plus \$2 P&I.
Editor/Assembler (ROM version, supplied on an S100 card; requires Level B and 4k RAM (min.) — we suggest either level D or 16k "IAWS")... \$99.95 plus \$2 P&I.

8" FLOPPY DISK — A remarkable "building block," add our 8" floppy disk when you need faster operation, more convenient program storage, perhaps a business application, and access to the literally thousands of programs and program languages available today. You simply plug them into your Explorer/85 disk system — it accepts all IBM-formatted CP/M programs.
8" Floppy Disk Drive... \$499.95 plus \$12 P&I.
Floppy Controller Card... \$199.95 plus \$2 P&I.
Disk Drive Cabinet & Power Supply... \$99.95 plus \$1.50 P&I.

Drive Cables (set up for two drives)... \$25.00 plus \$1.50 P&I.
CP/M 2.2 Disk Operating System; includes Text Editor/Assembler, dynamic debugger, and other features that give your Explorer/85 access to thousands of existing CP/M-based programs... \$150.00 postpaid.

NEED A POWER SUPPLY? Consider our AP-1. It can supply all the power you need for a fully expanded Explorer/85 (note: disk drives have their own power supply). Plus the AP-1 fits neatly into the attractive Explorer steel cabinet (see below).
AP-1 Power Supply kit (8V @ 5 amps) in deluxe steel cabinet... \$39.95 plus \$2 P&I.

NEED A TERMINAL? We offer you choices: the least expensive one is our Hex Keypad/Display kit that displays the information on a calculator-type screen. The other choice is our ASCII Keyboard/Computer Terminal kit, that can be used with either



- 4. Plug in Neutronic's Hex Keypad/Display
- 5. Add Level B to convert to ASCII (print/typing unit)
- 6. Add your own custom circuit (print/typing unit)
- 7. Connect terminal

CRT monitor or a TV set (if you have an RF modulator).
Hex Keypad/Display kit... \$99.95 plus \$2 P&I.

ASCII Keyboard/Computer Terminal kit featuring a full 128 character set, u&l case, full cursor control, 75 nhm video output, convertible to baudout output, selectable baud rate, RS-232-C or 20 mA I/O, 32 or 64 character by 16 line format... \$149.95 plus \$3 P&I.

Steel Cabinet for ASCII Keyboard/Terminal... \$19.95 plus \$2.50 P&I.

RF Modulator kit (allows you to use your TV set as a monitor)... \$8.95 postpaid.

12" Video Monitor (10MHz bandwidth)... \$139.95 plus \$5 P&I.

Deluxe Steel Cabinet for the Explorer/85... \$49.95 plus \$3 P&I.

Fan for cabinet... \$15.00 plus \$1.50 P&I.

ORDER A SPECIAL-PRICE EXPLORER/85 PAK — THERE'S ONE FOR EVERY NEED.

Beginner Pak (Save \$28.00) — You get Level A (Terminal Version) with Monitor Source Listing (\$25 value) AP-1, 5-amp. power supply, Intel 8085 Users Manual... (Reg. \$199.95) SPECIAL \$199.95 plus \$4 P&I.

Experimenter Pak (Save \$53.40) — You get Level A (Hex Keypad/Display Version) with Hex Keypad/Display, Intel 8085 User Manual, Level A Hex Monitor Source Listing, and AP-1, 5-amp. power supply... (Reg. \$279.95) SPECIAL \$218.95 plus \$6 P&I.

Special Microsoft BASIC Pak (Save \$103.00) — You get Level A (Terminal Version), B, D (4k RAM), E, 8k Microsoft in ROM, Intel 8085 User Manual, Level A Monitor Source Listing, and AP-1, 5-amp. power supply... (Reg. \$439.70) SPECIAL \$339.95 plus \$7 P&I.

Add a Rom-Version Text Editor/Assembler (Requires levels B and D or S100 Memory)... \$99.95 plus \$2 P&I.

Starter 8" Disk System — Includes Level A, 8 floppy disk controller, one CDC 8" disk-drive, two-drive, two S100 connectors; just add your own power supplies, cabinets and hardware... (Reg. \$1085.00) SPECIAL \$999.95 plus \$13 P&I.

32k Starter System... \$1045.95 plus \$13 P&I.
48k Starter System... \$1085.95 plus \$13 P&I.
64k Starter System... \$1145.95 plus \$13 P&I.

Add to any of above Explorer steel cabinet, AP-1 5-amp. power supply, Level C with two S100 connectors, disk drive cabinet and power supply, two sub-D connectors for connecting your printer and terminal... (Reg. \$225.95) SPECIAL \$199.95 plus \$13 P&I.

Complete 64K System, Wired & Tested... \$1650.00 plus \$25 P&I.
Special Complete Business Software Pak (Save \$625.00) — Includes CP/M 2.2 Microsoft BASIC, General Ledger, Accounts Receivable, Accounts Payable, Payroll Package... (Reg. \$1325) SPECIAL \$699.95 postpaid.

*P&I stands for "postage & insurance." For Canadian orders, double this amount.

Continental Credit Card Buyers Outside Connecticut:

TO ORDER
Call Toll Free:
800-243-7428

To Order From Connecticut, or For Technical Assistance, Call (203) 354-9375

CP/M is a reg. trademark of Digital Research

★ (Clip and mail entire ad) ★

SEND ME THE ITEMS CHECKED ABOVE
Total Enclosed (Conn. Residents add sales tax): \$.....
Paid by:

Personal Check Cashier's Check/Money Order

VISA MASTER CARD (Bank No.)

Acct. No. Exp. Date

Signature

Print Name

Address

City

State

Zip

NETRONICS Research & Development Ltd.
333 Litchfield Road, New Milford, CT 06776

(Continued on page 54)

The future belongs to the creative electronics technician.

NEW FROM NRI. DESIGN TECHNO

Be prepared to grow with the world's biggest growth industry. Enroll now in this exciting career program from the leader in electronics training.

There are a lot of good jobs out there in electronics. But the best jobs go to the people who can think and work creatively. Those who can conceive and design circuits and equipment... those who can initiate ideas and carry them through... those who can turn theoretical concepts into reality. These are the people commanding up to \$18,000 as starting salaries, earning \$30,000 or more with experience and ability. And NRI can help you join their company.

The First Complete Program of Its Kind

Now, for the first time in the history of home study, NRI offers you a new and exciting course in Electronic Design Technology. A course that starts with the fundamentals and builds from there to prepare you for an electronic career where the growth is. You're trained for exciting jobs in the creation of communications equipment, computers, consumer products, anything that needs electronic circuits.

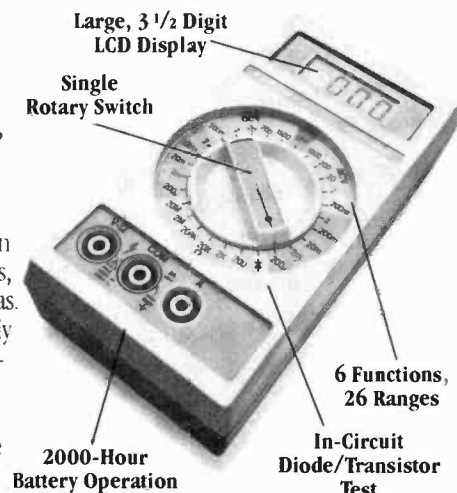
Only NRI gives you such complete and concentrated training in the design of electronic circuits. And you learn at home in your spare time, without quitting your job or wasting time, travel, and gas going to night school. You learn with NRI-developed training methods that combine knowledge with practical experience.



NRI Circuit Designer Gives Hands-On Experience


You learn by doing. No ivory-tower, strictly theoretical course here. You actually design and build modern electronic circuits, run tests, and verify specs. You learn how various systems interact, design your own circuits to perform specific tasks, learn to look for better ways and new ideas.

The NRI Circuit Designer is a totally unique instrument with full breadboarding capability, built-in multiple power supplies and a multi-function signal generator for circuit testing. Fast, simple connections let you build up prototype



POPULAR ELECTRONICS

ELECTRONIC LOGY TRAINING



circuits, immediately check them out for function or faults. It handles both linear and digital integrated circuits as well as discrete components such as transistors and diodes. Six practical lab units carry you through both the theoretical and practical world of electronic circuit design.

Professional Working Instruments

Your course also includes the choice of the professionals... the 6-function, 26-range Beckman digital multimeter for fast, accurate voltage, current, and resistance measurements. It features accurate LCD readout and full portability. You also get the famous Texas Instruments TI-30 scientific calculator to speed and simplify circuit analysis and design. It's a true

engineering instrument that includes trigonometric functions as well as square root, logarithms, and memory. Together with your Circuit Designer, they work to give you a sound basis of practical experience.

NRI Fast-Track Training

Although the NRI Electronic Design Technology program carries you through advanced electronics, the unique NRI lesson concept simplifies and speeds learning.

Especially written for individual instruction, each lesson covers its subject fully and thoroughly. But extraneous material is eliminated, language is clear and to the point, organization is logical and effective.

You'll start with subjects like Fundamentals of Electronic Circuits, progress rapidly through Circuit Theory to Solid-State Electronics and on to Digital Electronics, Computers, and Microprocessors. Hand in hand with your theory will be practical Design Lab experiments, circuit demonstrations, and test/measurement procedures that make it all come to life.


No Experience Necessary

You need absolutely no electronic experience to be successful with this modern course. If you're a high school graduate with some algebra, you should handle it without any trouble. We even include, at no extra charge, the NRI Math Refresher Module, designed to help you

brush up on your math and teach you any new concepts you may need from basic algebra through phasors and circuit analysis.

Free Catalog, No Salesman Will Call

There's so much to tell you about



this exciting new course for the electronic 80's, we can't do it all here. Send the postage-paid card for our free, 100-page catalog with all the facts about this and other NRI electronics courses. We'll rush it right to you without obligation. Look it over and discover for yourself why only NRI can prepare you so well for your future. If card has been removed, please write to us.



NRI SCHOOLS
McGraw-Hill Continuing
Education Center
3939 Wisconsin Ave.
Washington, D.C. 20016

We'll train you for the good jobs.

Experience The World's Most Versatile Microcomputer



- Kit \$599.00
 Assembled \$799.00
- Includes:
- 22-Slot Motherboard with Sockets
 - 28 Amp Power Supply
 - MPU-A 8080 2 Mhz. Processor
 - Programmer's Front Panel

Send Check or Money Order to

IMSAI Computer Division of the Fischer-Freitas Corporation
 910 81st Avenue, Bldg. 14 • Oakland, CA 94621
415/635-7615

Imesai is a trademark of the Fischer-Freitas Corporation

CIRCLE NO. 33 ON FREE INFORMATION CARD

No Cable

It's a new professional crystal locked wireless mike at a breakthrough price.

Wireless mikes aren't new. In the past, there were two types. There was the low power, short range FM type that constantly drifted. You used it to broadcast to a nearby FM radio. It cost about \$30.

Then there was the professional quartz locked Hi Power version that worked great, but cost over \$300 and required an FCC license.

Now you can roam over an area larger than a football field. You'll be using a new Hi Powered quartz crystal locked system that DAK is introducing for only \$69. It has crystal clear sound, it won't drift and it doesn't require a license.

It's great for use in auditoriums, sales meetings, church services, or even at home. You'll sound great when you use this electret condenser mike because it has a wide smooth static free frequency response from 30-18,000hz.

The system is made and guaranteed by the Mura Corporation, the Telephone-Electronics people. It consists of a matched crystal controlled transmitter and receiver.

You can instantly plug the receiver unit



into any "aux" or "mike" input on your PA, Tape Recorder, or Stereo, and both the transmitter and receiver are powered by inexpensive 9V batteries.

THE WIRELESS MIKE RISK FREE

Plug in the receiver. Use the powerful mike/transmitter and walk over the area you want to cover. If you aren't 100% satisfied, simply return it in its original box within 30 days for a refund.

To order your Mura crystal locked mike/transmitter and receiver risk free with your credit card, call our toll free hotline, or send your check for only \$69 plus \$2 for P&H. Order No. 9145 (CA res. add 6% sales tax).

You'll use it at home, school auditoriums, sales meetings, concerts, churches, clubs, meetings and more.



Call TOLL-FREE (800) 423-2636
 In California Call (213) 984-1559
 10845 Vanowen St., North Hollywood, CA 91605

CIRCLE NO. 16 ON FREE INFORMATION CARD

computers

each drive for double-sided, double-density recording. According to a company spokesman, the drive system is designed to directly replace previous Persci and other lower capacity drives without changing system mounting requirements. However, be aware that even if you can latch onto one of these drives, numerous software changes would be required to take advantage of the increased capacity.

The Persci drive, like the Remex, won't be directly available to the end user, but will be employed in various systems or as part of an upgrade package. Many industry watchers believe the Persci drive will find its way into a number of units such as those manufactured by Wang or Digital Equipment Corp.

Directly related to disk drive developments are controllers—the electronics that permit the computer to read and write data on the disk, format the medium and locate specific information. Since this is an important area of concern, many companies are vying for a piece of the pie. One such company is Magnolia Microsystems.

You are already familiar with this Seattle, WA manufacturer if you own a Heath system and have purchased their zero-based CP/M package or Winchester controller. What Magnolia is preparing to offer, by early fall, is an 8-inch disk controller for the H-89 that allows using a wide variety of drives including standard Shugart 8-inch units. The manufacturer says the idea is to open up other avenues for adding 8-inch floppies to Heath systems.

Functionally, the Magnolia controller will support CP/M and permit the use of the Heath 5.25-inch controller. It will not, however, support HDOS.

Answers to Your Questions. First I have to apologize. Since I'm not able to answer your letters directly, using this column seems to be the best way, especially since many of you are asking similar questions. One such question that has arisen is: "How do I get in touch with *Micro Media Magazine*?" Well, apparently a typographical error occurred when we last mentioned this magazine; but I can assure you that they are alive and well and issue No. 4 of their disk-based magazine is out and is chock full of useful information and software tools. The address is *Micro Media Magazine*, 1316 Elmhurst, Garland, TX 75041, or phone 214-840-1477 and ask for David Alfrod.

Regarding conversion software, there currently is no universal conversion package available. There is one that will convert from TRS-80 to Apple to Atari, and I can assure you that slowly but surely it's on the way. In fact, what I identified as the best way to perform this unique function was to write it to run on Micronet. Right now I'm not sure whether or not it will be a BASIC or Fortran program or a little of both; but expect to see it available sometime before year's end. ♦

POPULAR ELECTRONICS

ATARI 815 Dual Disk Drive



ATARI 810 Disk Drive



ATARI 825 80 Column Printer



ATARI 820 Printer



ATARI 822 Thermal Printer



ATARI 410 Program Recorder



Dozens of ATARI programs available



Complete ATARI Manuals and ATARI BASIC Cartridge included



ATARI 850 Interface Module



ATARI Cassette Programs



ATARI Plug-in Cartridge Programs



ATARI RAM Memory Modules (800 only)



ATARI Diskettes



ATARI 830 Acoustic Modem



ATARI Paddle Controllers



ATARI Joystick Controllers



ATARI PERIPHERALS & SOFTWARE

ATARI SOFTWARE

ATARI's growing library of software includes programs such as bond and mortgage analysis, stock charting and a TeleLink™ 1 which allows your ATARI to communicate with other terminals or access data services. The ATARI Accountant™ provides computerized general ledger, accounts receivable & payable, inventory control and order entry. Dozens of useful, educational and entertaining programs are now available for ATARI Systems.*

ATARI SPECIFICATIONS

CONSOLES: FCC approved, with built-in RF modulator. Connect to any TV.

CPU: 6502 Microprocessor; 0.56 microsecond cycle; 1.8 MHz.

COLOR: 16 colors, each with 8 intensities.

SOUND: Four independent sound synthesizers for musical tones or game sounds. Four octaves. Variable volume. Internal speaker (in addition to audio through TV).

MEMORY: ATARI® 400™, 8K bytes of RAM. ATARI 800™ includes 16K of RAM. The ATARI 800 Memory Module™ system allows memory expansion to 48K with 8K or 16K user-installable RAM modules. The ATARI 400 may be expanded to 16K RAM at an ATARI Service Center. Both systems include a 10K ROM Operating System. ROM may be expanded by up to 16K with user-installed solid-state cartridge programs.

KEYBOARD: Full 57 alphanumeric keys plus 4 function

keys. Upper and lower case. Inverse video. Full screen editing. Four-way cursor control. 29 keystroke graphics. ATARI 800—full-stroke keyboard. ATARI 400—mono-panel keyboard.

I/O: Serial input/output port for simple connection to peripherals. Four controller jacks for light pen, joystick or paddle controllers.

LANGUAGES: ATARI 8K BASIC ROM cartridge included. Assembly language cartridge optional.

DISPLAY: Television screen (or monitor for the ATARI 800). Resolution 320 x 192. 24 lines of 40 characters.

POWER: AC transformer. UL approved.

DIMENSIONS: ATARI 800—16" x 12½" x 4½"; 9¾ lbs. ATARI 400—13½" x 11½" x 4½"; 5¾ lbs.

WARRANTY: 90 days parts and labor.

ADDITIONAL ATARI 800 FEATURES:

RAM MEMORY: Expandable to 48K bytes with user-installed RAM Memory Modules.

MONITOR JACK: Composite video output for connection to a monitor.

*Some programs require more than 8K RAM.

ATARI SYSTEMS PERIPHERALS

ATARI 410™ PROGRAM RECORDER. The Recorder provides synchronized audio and data tracks for use with ATARI Talk & Teach™ courseware and other program cassettes. Up to 100K bytes of data may be stored on a 60 minute cassette.

ATARI 810™ DISK DRIVE. Up to 88K of high-speed data access per 5¼" diskette. ATARI systems can individually access up to four disk drives (16K RAM required).

ATARI 815™ DUAL DISK DRIVE. For higher volume data handling, each twin drive provides over 320K of data access and storage. Access times are as low as 236 milliseconds. ATARI systems can individually access up to 4 disk drives (16K RAM required).

ATARI 820™ PRINTER. 40-column dot matrix impact printer for hard copy printout of computer data and program material. Prints upper and lower case at 2400 characters per minute.

ATARI 822™ THERMAL PRINTER. Quiet, affordable, lightweight unit. Prints 10 characters per inch and 37 characters per second (c.p.s.) in 5 x 7 dot matrix form. Bi-directional printing.

ATARI 825™ 80-COLUMN PRINTER.* Full 80-column 7 x 8 dot matrix printer. Selection of three type styles. Single sheet, fanfold or roll paper. High speed operation: 50 c.p.s. at 10 characters per inch. 83 c.p.s. at 16.7 characters per inch. 70 c.p.s. (avg.) with proportional spacing. Paper not included.

ATARI 830™ ACOUSTIC MODEM.* Through the modem, ATARI owners are able to transmit and receive data from other computers and terminals via telephone. Allows access to newswires, stock quotations and other useful data bases.

ATARI 850™ INTERFACE MODULE. A system expansion module that allows connection of RS232C compatible peripherals and the ATARI 825 Printer.

ATARI ACCESSORIES

ATARI CONTROLLERS: Attach a light pen, up to four joystick controllers or up to 8 paddle controllers through the controller ports.

ATARI CX 852™ AND CX 853™ MEMORY MODULES. 8K and 16K user-installable RAM memory modules (ATARI 800 only).

ATARI Systems, software and peripherals are available at your ATARI dealer.

ATARI reserves the right to make changes in materials and specifications without notice.

© 1980. ATARI, INC.

* Requires ATARI 850 Interface Module

W A Warner Communications Company



COMPUTER SYSTEMS WITH YOU.

BUILT-IN SOUND
Both the ATARI® 400™ & ATARI® 800™ feature four independently programmable sound synthesizers and a built-in speaker.



ADVANCED COLOR AND GRAPHICS
ATARI Systems offer a full range of built-in graphics capabilities.

- 128 color variations (16 colors in 8 luminance levels)
- Eight graphics modes plus 29 keystroke graphics characters

THE ATARI KEYBOARD

The ATARI keyboard provides upper and lower case letters from a 57-key ASCII keyboard. Plus four-way cursor control.

CONNECTS TO ANY TV

ATARI Systems are FCC approved and have built-in RF modulators. You simply attach them to any home television set, causing no interference to TV reception. A television interface is provided with both the ATARI 400 and ATARI 800 systems. The ATARI 800 also has a monitor jack.

SYSTEM PERIPHERALS

Connect ATARI's peripherals through the serial I/O port. Four controller ports are also standard.*

RELIABLE SYSTEMS

ATARI builds the only personal computers that are fully tested by a master computer, the ATARI Sentinel System. What that means to you is maximum reliability. But, should anything go wrong, you'll find a network of ATARI Authorized Service Centers throughout the country.


MAKE COMPARISONS

Your ATARI retailer will be happy to demonstrate the power of the ATARI 400 and ATARI 800 Systems. Plus ATARI's complete library of useful, informative and enjoyable software.




*16K RAM required for disk drives. ATARI 850™ Interface Module required for ATARI 830™ Acoustic Modem and ATARI 825™ 80-Column Printer.

ATARI® 400™ PERSONAL COMPUTER SYSTEM



ATARI® 800™ PERSONAL COMPUTER SYSTEM



YOUR ATARI RETAILER

ELECTRONIC FANTASY
2078 Vallico Fashion Park
Cupertino, CA 95014
255-9541



ATARI: PERSONAL THAT GROW

The advanced electronics of the ATARI® 400™ and ATARI® 800™ systems make them simple to use. Even if you've never used a computer before. Yet, for the sophisticated user, they offer full user-programmability. In BASIC or Assembly Language. (Extended BASIC, PILOT & Pascal will be available in 1981.)

COMPREHENSIVE SOFTWARE

Futurists tell us small computers will change the way we learn, live, work and communicate. At ATARI, the future is now.

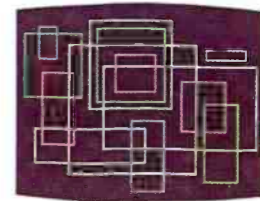
- ATARI PERSONAL FINANCE & RECORD KEEPING software can help you analyze investments and maintain (or chart) financial records.
- ATARI TALK & TEACH™ programs can educate the whole family.
- ATARI PERSONAL DEVELOPMENT programs can teach you modern languages, music...even computer programming. (Others will chart your biorhythm, astrological sign or teach you touch typing.)
- ATARI INFORMATION and COMMUNICATION programs can put you in touch with large data bases or provide you with "electronic mail" service.
- ATARI PROFESSIONAL APPLICATIONS programs offer computer graphics, a programmable calculator, statistics...and more.
- THE ATARI ACCOUNTANT™ provides complete, affordable computerized accounting for business.
- ATARI ENTERTAINMENT programs turn your television set into an entertainment center for the whole family.



ATARI programs are available in one of three formats: Solid state plug-in cartridges; diskettes or program cassettes.

EXPANDABLE SYSTEMS

The ATARI 400 is supplied with 8K bytes of Random Access Memory (RAM). The ATARI 800, with 16K. Both offer a 10K Read Only Memory (ROM) Operating System and an 8K ATARI BASIC Language Cartridge. Expand the ATARI 800 to 48K of RAM with user-installable RAM modules. (The ATARI 400 may be expanded to 16K RAM at an ATARI Service Center.) Plug-in applications software cartridges expand your system by up to 16K of ROM. Add peripherals. Add programs. When you need them. When you want them.



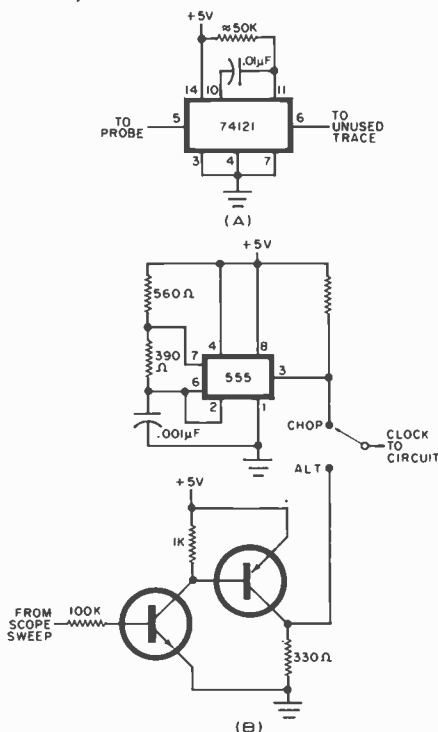
COMPUTER SOURCES

By Leslie Solomon
Senior Technical Editor

Hardware

Glitch Finder. We have been using the multi-trace logic display (February 1981, page 60) for quite a while now for troubleshooting logic displays. Recently however, a problem occurred. Some logic did not work properly even though the display showed that all the correct inputs were present. Changing the suspected IC did not cure the problem so we decided that a high-speed "glitch" was present, but our scope could not display it.

What was needed was a "glitch finder" that could signal the presence of such an invisible glitch by showing its presence on screen. The circuit shown at A does this.



The 74121 is wired as a one-shot that accepts a brief positive-going trigger and delivers an output pulse whose width is about 7 to 10 microseconds — a clearly visible pulse. The output of the glitch finder is applied to one of the unused traces, while the input at pin 5 is probed to the data line under test. In


operation, you will see the glitch-finder pulse located under the positive-going edge of each pulse on the data line under test — including the "invisible" glitch. Since some one-shots are more "sensitive" than others, you may have to try several 74121s before you find one that will respond to a glitch that is only a few nanoseconds wide.

The circuit at B illustrates both a "chop" clock oscillator and a technique for using the scope sweep as the "alternate" trigger source. This modification allows using either clock source to trig-

ger the multitrace display, contingent on the speed required to observe the multitraces on the scope.

Software

6800 Diagnostics. The programs in this package are designed to run under FLEX Operating System and include a versatile memory diagnostic utility and a disk repair utility that includes three diagnostics to report unreadable sectors



The CompuServe Information Service ties your personal computer or terminal into our large computers. You can read the electronic editions of major daily newspapers including The Washington Post, The New York Times, the San Francisco Chronicle, plus the AP newswire. Have easy access to valuable consumer and home-related information, games, entertainment features, electronic mail, nationwide bulletin board, newsletters from computer manufacturers—and more.

If your interest follows financial lines, we have the AP financial wire, Raylux Financial Advisory Service, Commodity News Service, Standard & Poor's Stock Reports and personal financial programs. Through our MicroQuote Service, you can get current and historical data on 40,000+ stocks, bonds and options, updated daily.

We've only just begun. Currently we're serving more than 10,000 customers—and we have room for lots more. We've only hinted at what's available and haven't mentioned the free 128K bytes of storage and the powerful languages and programming aids available to you. So get a demonstration of the CompuServe Information Service at a Radio Shack® Computer Center or many Radio Shack® outlets. Your hourly charge for all this is only 8½ cents a minute during evening and weekend hours.

CompuServe

Information Service Division
5000 Arlington Centre Blvd.
Columbus, Ohio 43220
(614) 457-8600

Radio Shack is a trademark of Tandy Corporation.

CIRCLE NO. 15 ON FREE INFORMATION CARD

ARKON electronics ltd KITS

COLOUR MODULATOR \$24.95

This video modulator has been designed to complement the small home computer. It allows the standard colour television to be used as a high quality colour video monitor. Uses state of the art integrated circuit technology. Direct coupling is employed to provide white level compensation in the vestigial sideband output. The gain device of the LM1889's chroma oscillator is used to buffer, level shift, and invert the incoming composite colour input. The signal then passes to the RF modulator where a channel 7 carrier is provided. Requires 12 volt DC for operation.

THE BRUTE 300 WATT AMP

This kit is not recommended for beginners or inexperienced constructors. Power output: 200 watts RMS, 8 ohms, 310 watts RMS, 4 ohm. Input sensitivity: 1V for total output. This kit uses all standard parts and comes complete with instructions and printed circuit board (mono) (transformer required) 100 VCT 5 amps. is available for \$51.00 #167P100. **P.C. Board \$11.25**

ARKON LOGIC PROBE 1 \$24.95

Easy to build Logic Probe kit. A full performance logic probe. With it, the logic levels in a digital circuit translates into light from the Hi or Lo LED. Pulses as narrow as 300 nano seconds are stretched into blinks of the pulse LED's. Specs — 300 Kohm imp. Power — 30ma at 5 volts, 40ma at 15 volts, 15 volts max. Max. Speed — 300 nano seconds 1.5 MHZ. Input Protection — +50 volts DC continuous, 117 volts AC for 15 seconds. (case included).

LED POWER METER \$24.95

Uses the popular LM3915 display driver. Features switch selectable peak or average peak power level indication. The front end utilizes precision half wave rectification. LED displays included 30 db (-24 db to +3 db) dynamic range.

LED VU/POWER METER \$29.95

Same as LED power meter but uses NSM series display.
Two types — NSM 3915 — 30 db (-24 db to +3 db power)
— NSM 3816 — 23 db (-20 db to +3 db VU)

POWER SUPPLY \$16.95

This kit has been designed to satisfy the need for an economical power supply. Provides 5 volt DC at lamp for TTL projects plus a separate floating power supply that is variable from 5 to 35 volt DC at 1/2 amp for CMOS and other uses.

Send certified cheque, money order, ChargeX, Master Charge, American Express... include expiry date, card number and signature. Add \$2.50 for 100 page catalogue. We process only prepaid orders. Minimum order \$10.00 Add 5% (minimum \$2.00) for shipping and handling. Ontario residents add 7% sales tax. All prices subject to change. Dealer inquiries welcome.

409 QUEEN STREET WEST, TORONTO, ONTARIO CANADA M5V 2A5. TEL. (416) 868-1315

CIRCLE NO. 11 ON FREE INFORMATION CARD

FREE McIntosh STEREO CATALOG and FM DIRECTORY

Get all the newest and latest information on the new McIntosh catalog. In addition you will receive an FM station directory that covers all of North America.



SEND TODAY!

McIntosh Laboratory, Inc. PE
East Side Station P.O. Box 96
Binghamton, N.Y. 13904

NAME _____
ADDRESS _____
CITY _____ STATE _____ ZIP _____

If you are in a hurry for your catalog please send the coupon to McIntosh.
For non rush service send the Reader Service Card to the magazine.

CIRCLE NO. 43 ON FREE INFORMATION CARD

and structural inconsistencies, plus two utilities for recovering data when the disk directory is not readable and one utility to remove bad or intermittent sectors from free space. It also includes a program to retrieve deleted files from the diskette free chain, a single sector read/write/modify routine, and a copy utility that ignores CRC errors. \$75, 5- or 8-inch diskettes. Address: Technical Systems Consultants, Inc., Box 2570, West Lafayette, IN 47906 (Tel: 317-463-2502).

Apartment Management. The Landlord provides property owners with listings of apartments, residents, and past residents as well as vacancies, lease expirations, intents to vacate, and resident payments. Records of disbursements and other financial transactions, and monthly property analysis are provided. Up to 26 different account codes are available, and up to 400 units can be handled. The software is completely nontechnical for those having no prior experience in computers. Requires an Apple II, 48K RAM, two disk drives, and a printer. \$795. Address: Min Microcomputer Software Inc., 5835-A Peachtree Corners, East Norcross, GA 30092 (Tel: 404-447-4322).

Fantasy Game. Lords of Karma is a fantasy game for the TRS-80 Level II, 48K; Apple II, 32K; and Pet 32K machines. The program is played solitaire, with the player making all decisions. The player explores forests, twisting trails, rugged mountains, labyrinth caverns, always watching for monsters, and trying to stay alive. \$20. Address: The Avalon Hill Game Co., 4517 Harford Rd., Baltimore, MD 21214.

Nuclear Attack Game. ABM is based on an arcade game in which nuclear missiles must be stopped by your ABM (anti-ballistic missile) devices before they hit. Multiple warhead MIRVs are used, as are hi-res color graphics and sound. Requires Apple II, Applesoft ROM, DOS 3.2 (13 sector disk), 32K RAM. \$24.95. Address: Muse Software, 330 North Charles St., Baltimore, MD 21201 (Tel: 301-659-7212).

Atari/PET Library. A number of programs including games, graphics, music, ham radio, astronomy, home use, and utilities are available from this catalog. Prices are from \$2.50 for PET and from \$3.50 for Atari. Address: Kinetic Designs, 401 Monument Rd., #171, Jacksonville, FL 32211 (Tel: 904-725-0435).

PET Educational. A software subscription for kindergarten through sixth-grade levels is carried on MALA (Microcomputer Assisted Learning Aids), a monthly cassette containing four programs on varied subjects. They will run in an 8K PET. Eight issues per school year are \$40. Address: Comm-Data Systems, Inc., Box 325, Milford, MI 48042 (Tel: 313-685-0113). ◇

How to banish elusive problems that haunt your circuits

BUILDING projects from schematic diagrams can be a hit-or-miss proposition. Working without benefit of wiring diagrams or written instructions, you may build a circuit that appears perfectly reasonable on paper and find that it breaks into oscillation, suffers from hum, or exhibits lower-than-designed gain or sensitivity for some unfathomable reason. In most cases, the fault doesn't lie in the design of the circuit; rather, it's how you wired and/or laid out the components. The solutions for such problems lie in using a little common sense and care in assembly.

A simple analysis of a schematic diagram won't always tell you what's supposed to happen in a circuit. Although schematics show all the components *intentionally* included in a circuit, additional "phantom" components and conductive paths often introduce "glitches" that can radically influence circuit operation, sometimes to the point where the

circuit fails to operate at all. These phantom-component-induced glitches can all be eliminated *before* a circuit is translated from schematic to prototype. Once you're aware of where the problem situations can occur and how you can go about eliminating them, every soundly designed circuit can be made to work as well in fact as it does in theory.

Let's take a look at some of the most common problem areas you're likely to encounter and how to go about avoiding the pitfalls. In the process, you'll learn how to build glitch-free projects almost every time.

Phantom Resistors. Shown in Fig. 1A is a simple audio amplifier and power supply circuit. Each component that goes to ground in this schematic is shown with its own separate ground symbol, giving no specific information on how each ground is to be connected. If you were to assemble this circuit ex-

actly as shown, without properly connecting the grounds, it would act more like an oscillator than an amplifier.

The same circuit, this time with a ground bus added and its resistance taken into account as $R1$, $R2$, $R3$, and $R4$ is shown in Fig. 1B. Assume the speaker lead to ground to be a 2" length of No. 22 wire with a resistance, exclusive of soldered connections, of 2.5 milliohms. (Phantom resistors are almost always of very low ohmic value.) Applying power to this circuit causes current to flow through $R2$ and the speaker to charge the output coupling capacitor, causing a voltage to be dropped across $R2$. Assume now that a short length of copper wire, represented by $R1$, connects the ground return (point A) of the input volume control to the same point used as the speaker ground. Under these conditions, the amplifier's input "sees" the unwanted voltage dropped across $R2$ as an input signal.

IN PURSUIT OF GLITCHES



glitches

Since the amplifier's input and output are in phase, a positive-feedback loop is created. Feedback in this circuit is pure ac, since the speaker coupling capacitor blocks dc. If the speaker were directly connected to the amplifier's output, both could be catastrophically damaged.

This situation can be avoided by connecting points A, B, and C together and then to point E, as shown in Fig. 1C, to keep all signal grounds at one common potential. Speaker line point D then independently connects to the filter capacitor's negative pole at point E. This done, the feedback path is removed from the circuit.

As a general rule, all ground returns should be made to the lowest-impedance point in the power supply, which is the negative side of the filter capacitor. Bear in mind that the filter capacitor absorbs large currents from the rectifiers, stores the dc charge, and then releases a flow of direct current to power the circuit. Current between the center tap of the transformer at point F and the negative side of the filter capacitor at point E consists of 120-Hz pulses with amplitude as high as five times the speaker current. This makes the current path from point E to F the noisiest part of the ground bus. It is best, therefore, to avoid using bare wire to make this connection or attaching any ground wires between these points.

Bipolar Power Supplies. A typical operational-amplifier audio circuit using a bipolar power supply is shown in Fig. 2. In this circuit, the $-V_{cc}$ (negative) dc line doesn't share the same line as the speaker return. This points up one of the great advantages of the bipolar power supply—isolation of the load from the power supply lines.

Audio input signals appear across R_1 and enter the op amp through the noninverting (+) input. In op amps, the feedback loop must supply at point C a voltage equal to that at point A to ensure that the differential sum of the voltages between these two points is zero. If a ground loop produces a voltage differential between points B and D, the op amp sees this voltage as part of the input signal and produces a voltage across R_2 equal to $V_{BD} + V_{AB}$. To remove any problem created by this differential, the grounds at points B and D must be combined into a single point.

Transformer Fields. Electromagnetic radiation from a power transformer or a tape-recorder or phono motor can also create problems with ground loops. Electromagnetic devices can produce large 60-Hz eddy currents whose associated magnetic fields can induce un-

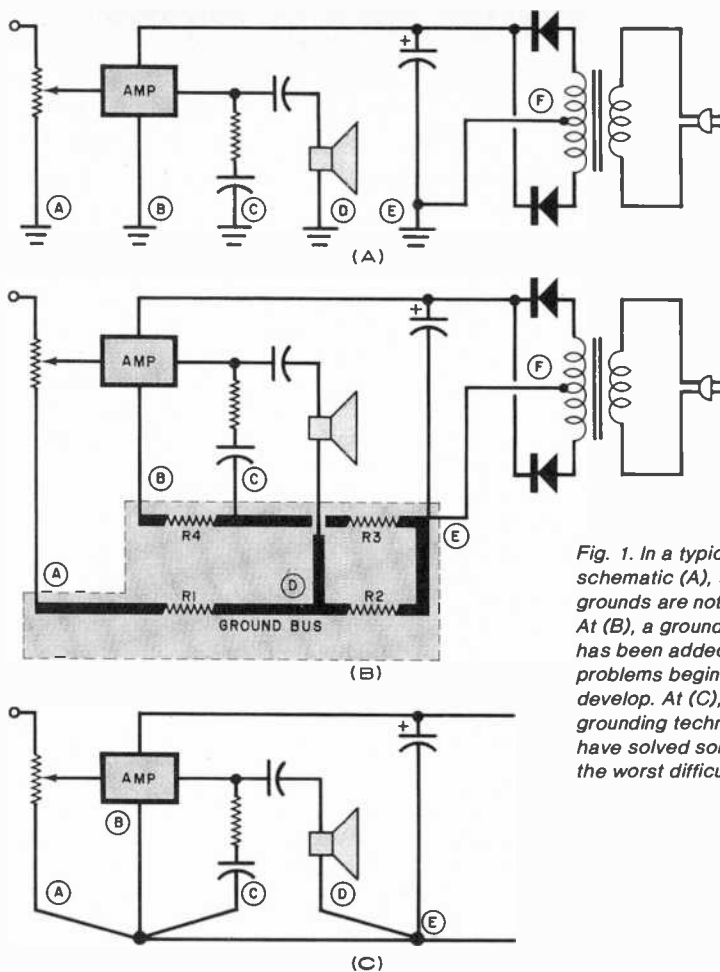


Fig. 1. In a typical schematic (A), specific grounds are not shown. At (B), a ground bus has been added but problems begin to develop. At (C), proper grounding techniques have solved some of the worst difficulties.

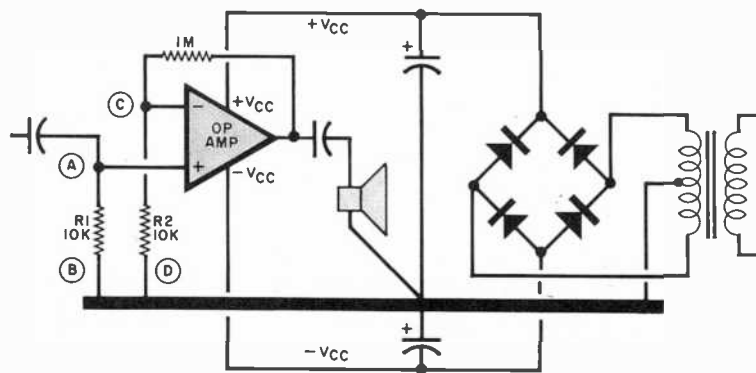


Fig. 2. An op-amp audio circuit using a bipolar power supply to isolate audio grounds from supply lines.

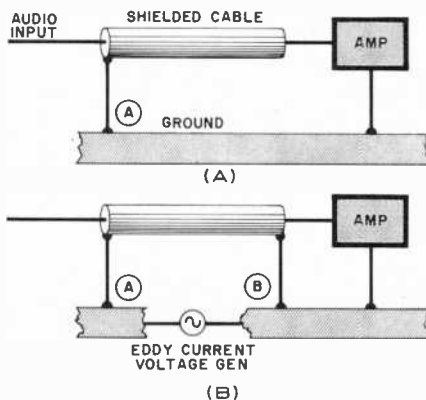


Fig. 3. Shielded cable should be grounded at only one point (A). Grounds at both ends of the cable (B) may result in hum due to an eddy-current loop.

wanted voltages in any nearby conductor. Being metal, a ground bus will pick up these eddy currents. Therefore, care must be taken to keep these induced currents from being combined with the signal. The obvious precaution is to locate electromagnetic devices as far as possible from sensitive circuits.

Shielded Cables. One of the most common causes of hum problems in audio amplifiers is shown in Fig. 3A. Here, a shielded cable feeds a signal from one

point in the circuit to another. Good grounding practice calls for the shield to be grounded at only one place, point A. If hum appears in the signal, it more than likely is the result of the shield being grounded at both ends of the cable, as illustrated in Fig. 3B. In such a configuration, a few millivolts of 60-Hz signal can be induced into the ground path by eddy currents from a power transformer or coils of an ac motor. We assume in this circuit that both ends of the cable's shield are grounded at differ-

ent points. Since the eddy-current loop has a very low source impedance, a rather large current can flow through the cable shield. As a consequence, the shield acts like the primary of a one-turn transformer and induces a 60-Hz voltage into the signal-carrying inner conductor of the shielded cable.

Power Lines & Bypass. Op amps generally ignore ripple and low-frequency voltage variations in the power supply. However, IC amplifiers tend to oscillate if they see any appreciable inductance in their power-supply leads. Since even an inch or so of hook-up wire or pc-board trace may have enough inductance to cause problems, the best course is to bypass both the negative and the positive power-supply leads to ground through a 0.1- μ F ceramic disc capacitor directly at the IC's power pins or the printed-circuit pads to which these pins are connected. In a bipolar supply, each power line must be independently bypassed to ground.

Motorboating. The "put-putting" sound that can sometimes be heard in an audio amplifier's speakers, called "motorboating," is a problem that results from poor power-supply regulation. When the amplifier connected to an inadequately regulated power supply draws current to charge its capacitors, a voltage drop appears across the power-supply lines. The result is that the amplifier turns itself off when the voltage drop occurs. Then, when the power supply recovers, the amplifier turns on again, immediately drawing current from the supply and causing a continuous repetition of the on/off cycle. It is this on/off cycle that produces the annoying put-put sound. The most efficacious cure for motorboating is heavy filtering of the amplifier at the power input to the output stage, or, if the amplifier is encapsulated, filtering directly at its power pins.

Keep in mind that ultrasonic or r-f oscillations can occur in an audio amplifier and cause it to draw large currents. Although large electrolytic capacitors with values of up to 50,000 μ F may be effective against power supply ripple, power factor and internal inductance may make them inadequate bypasses at high frequencies. As a rule, then, all high-value electrolytic capacitors should be bypassed with a much lower value (say, 0.01- μ F) capacitor to remove objectionable high-frequency signals. It isn't a case of how much capacitance to use here but of where to use it.

Don't be afraid to use capacitors liberally; you can't have too many of them. A single 1- μ F capacitor, for ex-

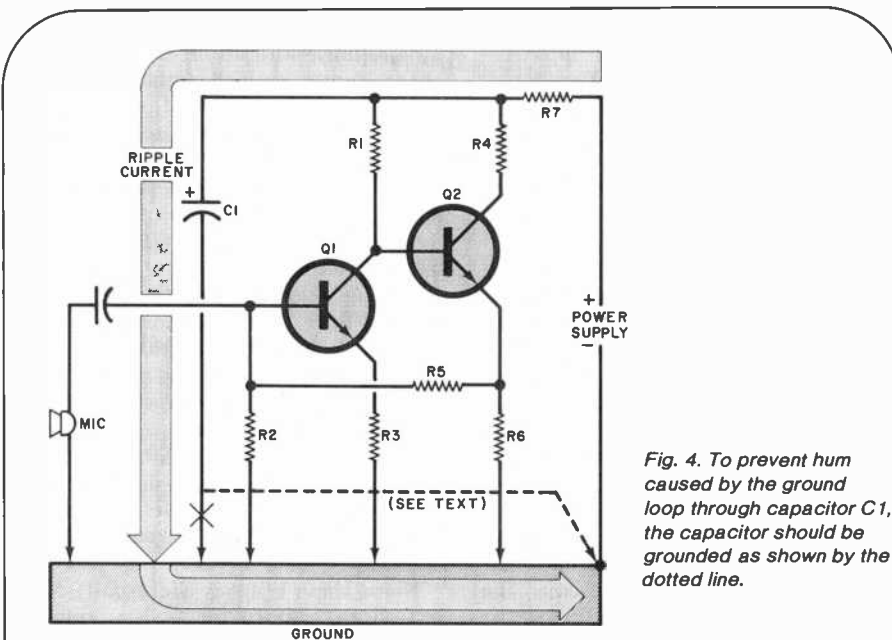


Fig. 4. To prevent hum caused by the ground loop through capacitor C1, the capacitor should be grounded as shown by the dotted line.

Fig. 5. Both input and output of a three-terminal voltage-regulator IC should be bypassed with capacitors connected as close to pins as possible.

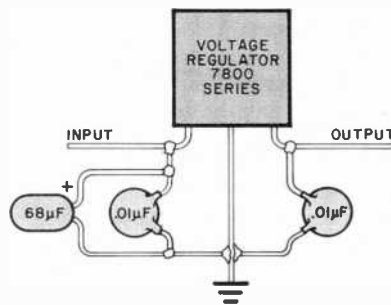
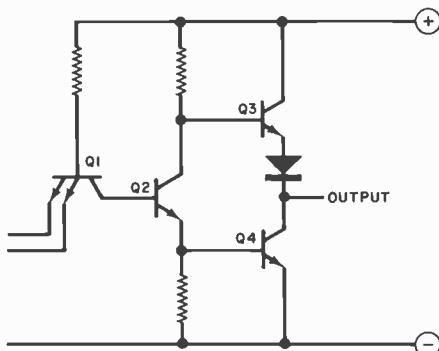


Fig. 6. In a standard TTL gate, both output transistors can be conducting briefly during switching, producing a high-current spike. Using a bypass capacitor is the solution.



FREE HEATHKIT® CATALOG



400 electronic kits:

Stereo components, color TV's, computers, test instruments, electronics educational programs, amateur radio gear — things you've always wanted, now at low kit prices.

Discover the fun of kit building:

It's a great way to relax in your spare time, resulting in beautiful things you'll be proud to have in your home. And it's easy. The famous Heathkit illustrated manuals make it easy for anyone to build reliable craftsman-like kits.

Send today!

It costs nothing to discover the complete line of Heath electronic kits. Don't miss it. Clip and mail the coupon now.

Heathkit

If coupon is missing, write:
Health Company, Dept. 010-792
Benton Harbor, MI 49022

Heathkit

Health Company,
Dept. 010-792
Benton Harbor, MI 49022

Send my free Heathkit Catalog now.
I am not currently receiving your catalog.

Name _____

Address _____

City _____ State _____

CL-730 _____ Zip _____

CIRCLE NO. 29 ON FREE INFORMATION CARD

glitches

ample, will never be as effective as twenty 0.05- μ F capacitors judiciously scattered about a circuit.

Decoupling. In the discrete-component microphone amplifier circuit shown in Fig. 4, *C1* and *R7* form a decoupling network that's supposed to prevent noise and ripple in the power supply from entering the amplifier. When the grounds are connected exactly as shown and power is applied to the circuit, however, the amplifier will be plagued by hum. If you were to disconnect *C1*, the hum would diminish considerably. The hum is the result of *C1*'s low reactance of about 25 ohms at the 120-Hz ripple frequency of a full-wave rectifier power supply. Although it holds the dc voltage constant, *C1* presents a low resistance to the ripple current through the ground bus and back to the power supply. Therefore, connecting *C1* back into the circuit as shown creates a classical ground-loop situation. Also, since *R4* and *R7* make up the collector load for *Q2*, a feedback path from the output of *Q2*, through *R2*, to the base of *Q1* is created via the ground loop, thus forming an oscillator. To remedy this situation, simply move the ground side of *C1* closer to the power supply, using a separate wire if necessary.

Voltage Regulators. Three-terminal IC voltage regulators can bring their own special problems to a circuit. The 7800 series regulator, in particular, is prone to oscillation and must be carefully bypassed. In addition, these devices tend to oscillate at the onset of current limiting. It's important, therefore, never to operate a 7800 series regulator near its maximum rated output current and to properly heat sink the device.

Shown in Fig. 5 is a circuit for a typical 7800 series voltage regulator. In the interest of good circuit design, capacitors are connected as close as possible to the IC pins and a 68- μ F tantalum capacitor is connected across the device's input. In some cases, a 0.001- μ F capacitor may have to be connected in parallel with a 0.1- μ F capacitor to arrive at a bypass combination that really works.

Diode Oscillation. If you have a circuit that's plagued by high-frequency signals and can't find the cause in the obvious locations, look to the rectifiers in the power supply. Silicon rectifiers require approximately 0.6 volt to begin conduction. If a clean power-line sine wave is applied to a rectifier, an almost square "notch" would appear in the waveform on each side of the zero-crossing point as a result of the 0.6-volt effect. This squared-off waveform is

rich in harmonics, some at audible frequencies, that may sneak into the output of an audio amplifier. Ultrasonic harmonics can also change biasing and produce other undesirable effects. Bypassing each rectifier diode in the power supply with a low-value capacitor (say, 0.001 to 0.1 μ F) will smooth the edges of the waveform and alleviate the problem.

Digital Circuits. While any given TTL gate may be required to sink only 1.6 mA of current, rarely is a TTL project operating with only one gate on. A typical TTL device may contain 30 or more gates connected to a common ground bus. With all or a large portion of these gates enabled simultaneously, a large current can flow and possibly produce unwanted signals through the power/ground system.

In the typical TTL gate shown in Fig. 6, the *Q3/Q4* output circuit forms a "totem pole" such that when *Q3* is on, *Q4* is off, and vice-versa. However, during the switching transition, both transistors conduct for a few nanoseconds, producing a high-current spike that can exist all along the power/ground system. Any gate (or other TTL device) connected to the power-bus system can see this spike as a legitimate signal and falsely trigger. In asynchronous circuits in which the logic doesn't switch at the same time, such glitches can be disastrous to circuit operation.

Since these glitches are usually narrow-width, high-current pulses, ringing can be caused across a broad spectrum of frequencies, making bypassing difficult. The only effective way to deal with the problem is to connect a bypass capacitor directly between the voltage pins and ground of each IC in the system, keeping capacitor leads as short as possible. In multiple-board printed-circuit systems, each pc board assembly should be heavily bypassed at the points where power and ground enter as well, to prevent glitches generated in one assembly from travelling to the others.

When analog and digital circuits are combined on a single pc board, it's best to use separate ground traces for each type of device and connect both together at the board's main filter capacitor.

Other Kinds of Glitches. The 10 problems and solutions we've presented here by no means exhaust the glitch-producing possibilities you're likely to encounter. Doubtless, you'll run across, or have already encountered, some that aren't covered in this article. However, the great majority fall into the categories we've discussed here, and the solutions we've presented may suggest fruitful courses of action in other cases. ◇

UNDERSTANDING ELECTRONIC IGNITION SYSTEMS

Despite their seeming complexity, you can service and maintain them

BY DAVE BOWMAN*

DEVELOPED primarily to reduce engine pollution emissions, and improve performance, the electronic ignition (EI) systems found in most post-1975 American and post-1978 import vehicles, offer many additional advantages over the older breaker-point ignition systems. One of these is that the EI system, by handling a larger ignition-coil primary current, produces a higher secondary voltage throughout the engine's operating range. This voltage, 25 to 40 kV, depending on system manufacturer, assures a good spark at the plugs, resulting in improved combustion, cleaner emissions, and improved fuel economy. Moreover, since EI systems generally have fewer parts and adjustments, they are more reliable.

The Basic System. A typical electronic ignition system is shown in Fig. 1. The heart of the system is the control module, which, in addition to regulating dwell (the time during which primary current flows) determines when to fire the coil. A triggering device contained in the module performs the latter function, replacing the breaker points and capacitor used in conventional ignitions.

Voltage step-up in EI systems is performed by an ignition coil, just as in a conventional system. Primary current flow, however, is controlled by a power transistor rather than by breaker points, which in a conventional system develop the necessary timing signals as well.

With the exception of Volkswagen, both domestic and import vehicles use a "magnetic pulse" generator as the triggering mechanism. Basically, this consists of a toothed wheel and a magnetic pickup coil, as shown in Fig. 2. The toothed wheel is called a reluctor (Chrysler), timing core (GM), or armature (Ford), while the pickup coil is called a stator (Ford), or pole piece (GM).

In operation, a magnetic field generated by a permanent magnet surrounds the pickup coil. As the engine turns over, the toothed wheel, driven by the engine, rotates as well. Each time a tooth passes across the end of the coil, the magnetic field collapses, generating a pulse across the coil. This, in turn, is passed to the control module and used to control the power transistor that handles coil primary current. As in conventional systems, the high voltage passes to the distributor and associated rotor, and from there to each spark plug. From the coil secondary on, the system is much like a conventional one.

Variations on a Theme. Most of the differences between EI systems are in the location and names of the parts, and troubleshooting procedures. Chrysler, Ford, Toyota, Datsun (except California 200 SX and 510 models), and Honda (except Civics and California models), have essentially the same layout—a distributor with internal pickup coil and toothed wheel, the ignition coil, an accompanying "black box" module. In General Motors cars, Honda Civics, and California Hondas, module, pickup coil and toothed wheel are housed in the distributor. Only GM 4- and in-line 6-cylinder engines have an external ignition coil. Also, GM and Honda use a "core" type ignition coil as opposed to the "can" type used by Chrysler, Ford, other imports, and conventional ignition systems. In Chrysler and some Toyota systems, an "adjustable air gap" is used between the toothed wheel and pickup coil to facilitate parts replacement.

The Datsun 200SX and 510 produced for California feature two sets of spark plugs and dual ignition coils, using two spark plugs per cylinder. Thus, the distributor of this four-cylinder model resembles that of a conventional eight-cylinder engine. This "doubling up" im-

proves combustion so that the vehicle can meet the strict California emission standards.

Ford limits current flow through the ignition coil primary with a ballast resistor, while Chrysler uses a dual ballast—one to control current flow to the module, and the other to the ignition coil. Other manufacturers use more sophisticated limiting devices that regulate primary current as a function of engine speed. Chrysler, and some Toyota systems use an "adjustable air gap" between the toothed wheel and the pickup coil to make parts replacement and servicing easier.

Mazda's approach is similar to that of Chrysler, but is designed for faster warmup of the catalytic converter in order to reduce emissions. In this "dual timing ignition system", the ignitor (another name for the control module) advances and retards the ignition timing. When the engine is cold, a thermal switch senses the coolant temperature and turns on a timing mode that makes the engine produce more waste thus raising the coolant temperature. Once the engine reaches operating temperature, the thermal switch turns off, returning the ignition timing to normal. This also contributes to better driveability during warm-up.

Most unusual among EI systems is that used by Volkswagen. This one senses engine rotation by means of a Hall-effect device similar to that used by Chrysler in the 1978-1979 Omni and Horizon. This system contains a distributor, ignition coil, reluctor (toothed wheel), and a control module.

Inside the distributor is a Hall device (magnetically sensitive semiconductor) "biased" by a nearby permanent magnet. With the magnetic bias present, the Hall device develops an output voltage, and when the magnetic field is interrupted, the Hall output drops to zero.

*Fram/Autolite

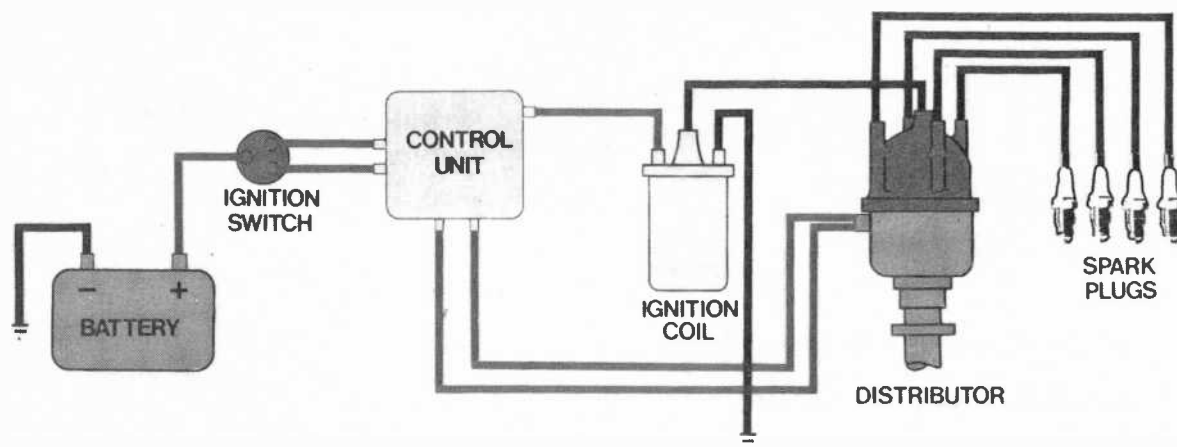


Fig. 1. Basic layout of a typical electronic ignition system. Included in the distributor are a pickup coil and reluctor.

(All artwork courtesy Fram/Aulolite)

An engine-driven toothed wheel is arranged so that its teeth pass through the air gap between the permanent magnet and the Hall device. Thus, each time a tooth breaks the magnetic lines of force, the Hall device delivers a pulse that the control module uses to fire the coil.

Another interesting feature of the Volkswagen system is the Distributor Idle Stabilizer (DIS) shown in Fig. 3. This device electronically keeps engine idle speed between 600 and 940 rpm. This reduces emissions and leaves less for the catalytic converter to clean up. Periodic adjustment of idle speed and ignition timing are no longer required with the DIS.

Servicing. With the proper tools and the appropriate service manual, any experienced do-it-yourselfer can maintain and troubleshoot an electronic ignition. In fact, since these systems are not subject to physical wear, they require relatively little maintenance.

EI system service intervals vary with each auto manufacturer, therefore, it is best to consult your owner's manual for the proper maintenance schedule. However, to keep it operating efficiently, the system should be checked after each tune-up or filter change. If you are a "severe driver", or one who drives in dusty or hilly areas, travels on short stop-and-go trips, idles extensively, or tows heavy loads, your car should be serviced more frequently. Fram/Aulolite surveys show that more than 84 percent of motorists fall into the severe-driving category. To check an EI system, you will need a volt-ohmmeter, timing light, nonmagnetic feeler gauge, spark plug, and service manual for your system. Tests should be made in the following order: spark (secondary circuit); current flow from the battery to the module (primary circuit); system ground; current flow through the ignition coil; and signal output from the signal generator (usually the pickup coil and reluctor).

With the exception of the first check (spark), the step-by-step procedures vary with the system. The best and safest way to perform these checks is listed in the service manual for your system. These manuals are published by car or spark-plug manufacturers and can be obtained from the manufacturers or from retail outlets.

The following procedure for checking the spark can be performed on almost all the EI systems:

1. Take a spark plug and either break the side electrode off or open the gap very wide. (Use of a spark plug prevents open-circuiting the system and possibly burning out other components.)
2. Plug the test spark plug into one of the spark-plug cable connectors.
3. (In the following procedure, use insulated spark-plug pliers, a dry rag, thick leather gloves, or anything that will act as an electrical insulator, otherwise you may get a violent shock.) Using the insulating medium, hold the spark

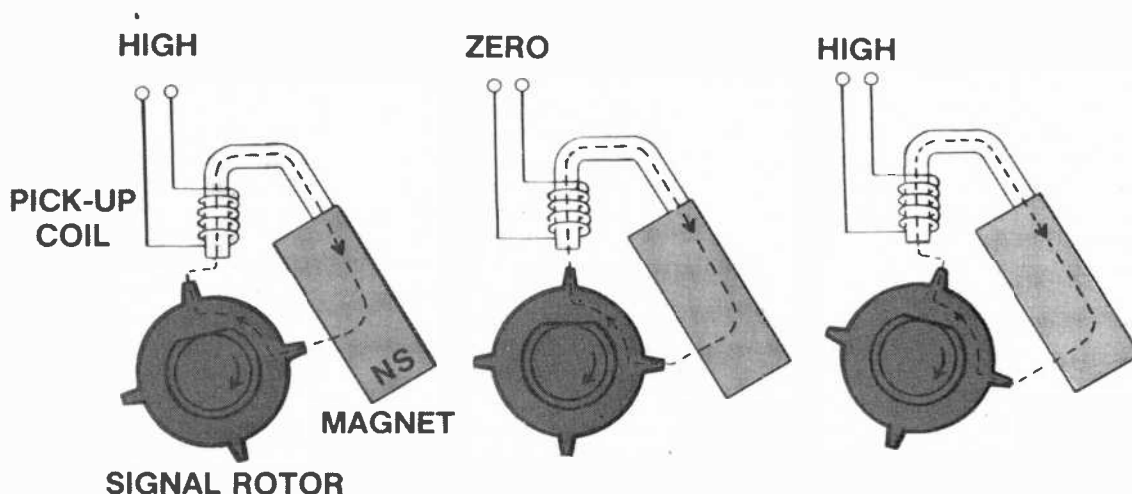


Fig. 2. The triggering mechanism in most systems consists of a magnetic pickup coil and a reluctor or toothed wheel.

plug shell (threaded end) to ground (that is, the engine block).

4. Have someone crank the engine, while you watch for a spark between the plug and ground. If you have a "healthy" spark, but the engine runs poorly, check the ignition timing and carburetion or search for vacuum leaks. If you do not see a spark, and your car is *not* a GM model with a V6 or V8 engine, perform the following test on the ignition coil:

a) Disconnect the coil wire from the center of the distributor cap.

b) Insert the test spark plug into the end of the wire just removed.

c) Using the insulating medium as before, hold the test spark plug shell (threaded end) to ground.

d) Crank the engine and watch for a spark. If a spark is observed, the problem is probably between the coil and spark plugs. Check the distributor cap, rotor, spark plugs, and spark-plug wires for cracks, corrosion, burn marks, and other signs of wear. If you see *no* spark, it is time to pull out the service manual and proceed with troubleshooting check number two—current flow from the battery to the module.

In GM cars with V6 or V8 engines, you cannot perform this ignition-coil spark check. The coils on these EI systems are housed in the distributor and cannot be checked this way. Therefore, if your GM system shows no spark after the first check, examine plug wires, distributor cap, and rotor for signs of wear.

General Checks. In addition to the trouble-shooting procedures just discussed, there are a number of other checks common to all EI systems. These include:

Spark-plug wires. The higher ignition-coil secondary voltage generated by the EI system can be hard on delicate silicone insulated wires. Check for cracks, torn boots, or brittle wires every 10,000-15,000 miles or once a year, whichever comes first. Check for intact spark-plug-wire insulation by running the engine at night or in a dark garage. If you see sparks jumping around the wires, they need to be replaced.

Battery. EI systems are more sensitive to battery condition than conventional ignition. If the battery voltage is low, or the terminals dirty, the engine may crank and fail to start. Check voltage and terminals monthly.

Wiring connections. Squeeze or rub these to be sure there are no broken wires in the connectors. Also check for corrosion in the connector terminal.

Rotor and distributor cap. Check and replace if they are burnt, cracked, corroded, or there are carbon tracks leading from the spark-plug wires to the distributor base.

Distributor advance weights. Make sure these are well lubricated and free to move. Use high-temperature lubrication sparingly.

Mechanical advance. Using a fingertip, twist the rotor on the distributor shaft. Release it and make sure the

spring returns it to its original position.

Vacuum advance. Use a vacuum pump to apply vacuum to the advance unit, making sure it is not stuck, or the diaphragm ripped.

Reluctor. Make sure the reluctor (in systems using this assembly) has not become magnetized. This can be checked by contacting it with a ferrous metal object. If the reluctor attracts the object, the reluctor needs replacing.

Precautions. To avoid injury or system damage, before beginning any work on an EI system, there are a number of precautions to be taken.

Do not touch an exposed transistor while the engine is running. You could get a severe shock.

Do not work on any EI system under "wet" conditions. This includes working with wet or moist hands, standing on a wet or damp floor, or in rainy weather.

Do not unplug wiring harnesses with the ignition on. A high-voltage surge can burn out the control module.

Do not open-circuit spark plug wires (that is, don't pull off wires while the engine is running). Current is continually flowing through these wires and if the circuit is opened, the current may ground out elsewhere, usually in another, more expensive component.

There are additional precautions that are particularly applicable to each manufacturer's EI system. Be sure to read the appropriate service manuals before beginning any work. ◇

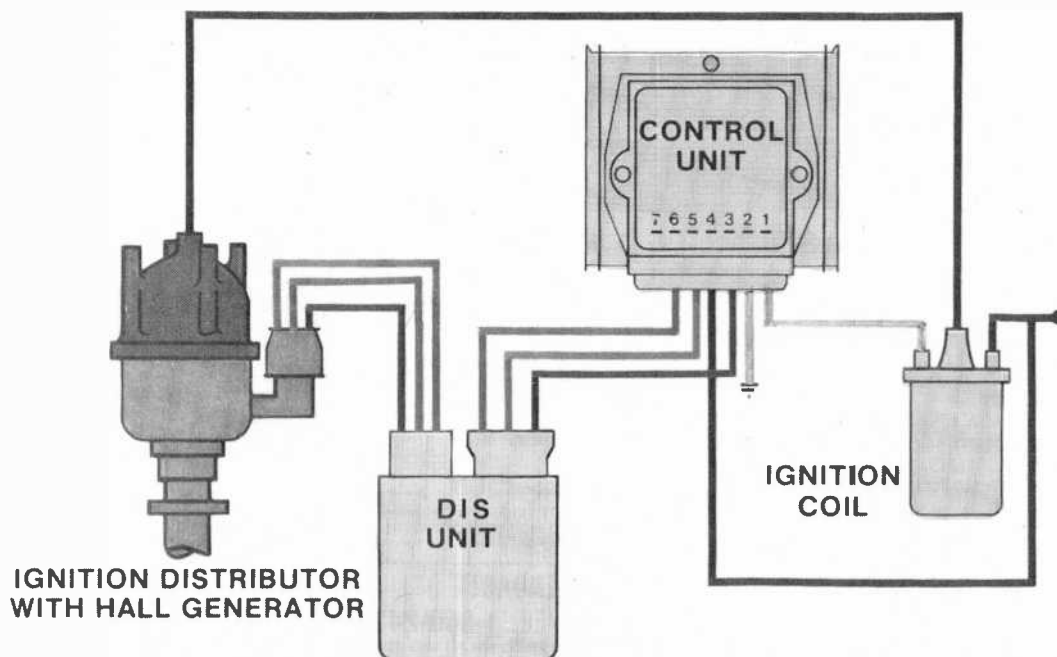


Fig. 3. Volkswagen's Hall Ignition System uses an unusual triggering mechanism and a distributor idle stabilizer.

ALBIA Electronics

ALL NEW!

DM-10 LOW OHM METER MODULE

Measures resistance from 10 milliOhms to 20 Ohms. Now you can measure resistance down to 10 milliOhms with this low cost, easy to use DVM module. Check coil resistance, transformers, relays, chokes, printed circuit board copper paths and ground cables. Special zero balance control nulls out input cable resistance to insure accurate readings. Your DVM has to be set to 2V range during operation.




- Resistance range 10 milliOhms to 20 Ohms
- Zero Calibration control
- Battery powered (push to read battery saver circuit). Requires 1.9 Volt Battery (not included).
- Size 6.25" x 3.75" x 2" (Input cables not included or available)

FREQUENCY METER MODULE LOW COST DM-11, "5Hz to 100MHz"

Measure frequencies from 5Hz to 100MHz on your digital voltmeter with a resolution of 3 1/2 digits — easy to use — perfect for field service — lab testing — home hobbyist! Connect the DM-11 to your DVM, set the DVM to the 2VDC range, connect a signal to the DM-11 via a BNC cable (not included) and measure the frequency of any source. Hi Lo Range LED's insure fast accurate readings.

- Input Sensitivity: < 100Hz < 80mV
- 100Hz - 60MHz < 30mV
- > 60MHz < 70mV
- Size 6.25" x 3.75" x 2"
- External 9V DC power supply included. (Model MMAC-2)
- BNC Input Cable Accessory (Model PSA-2 add \$14.95)

Completely assembled and tested! Ready to use!



YOUR CHOICE

Any 2 For \$124.99

All 4 For \$239.99



\$69⁹⁵ EACH

Completely assembled and tested! Ready to use!

8 CHANNEL SCOPE MULTIPLEXER, DM-12

Convert your single channel scope into a 4 or 8 channel instrument, just connect the DM-12, 8 channel scope multiplexer to your scope, clip the 8 input probes to the signals you want to view. Simple, easy, fast — can handle logic level TTL signals from DC to 3MHz. Features separate spacing and trace amplitude controls and selectable sampling rate — all to insure easy clear scope display.

- 8 TTL compatible input channels (1 TTL load per channel) can drive 50 Ohm scope cable.
- Maximum full screen amplitude 1.6 Volts adjustable.
- Trace amplitude and spacing controls.
- 4 or 8 channel selector switch.
- 8 color coded input cable, 24" long with insulated alligator clips.
- External 9 VDC power supply included (Model MMAC-2).
- Size 6.25" x 3.75" x 2"
- BNC Output Cable Accessory (Model PSA-2 add \$14.95).



Completely assembled and tested! Ready to use!

LOW COST DM-8 CAPACITANCE METER MODULE

Connect this high quality low cost Capacitance Meter Module, DM-8 to your digital Volt Meter and turn it into a Digital Capacitance Meter — the Low Cost Way!

(When placing order specify the make and model DVM you're using so that factory modifications, if required, may be made before shipment is made.)

- Push to read range (button) from 1pF to 20,000pF
- Zero calibration control
- In one easy to use, self-contained package.
- Battery powered, with "push to read" battery saver circuit (9V batteries not included).
- Size 6.25" x 3.75" x 2"

Completely assembled and tested! Ready to use! **INSTANT ORDER INFORMATION BELOW!**



LOW COST HIGH FREQUENCY COUNTER — NOW IN STOCK!!



The Albia Model DM-7, 8 Digit High Frequency Counter is easy to use, switch selectable time base input by a single BNC, nothing to build — nothing more to buy!

- 5 Hz to 550 MHz
- 8 big easy-to-read .43" high intensity LED display
- Crystal (± 3 ppm @ 25 C) controlled 0.1 or 1.0 sec. gate times
- Convenient benchtop size (7" x 10" x 3") durable attractive case


NEVER BEFORE AT THIS LOW PRICE **\$149⁹⁵** Includes Warranty

COMPLETELY ASSEMBLED • PRE-CALIBRATED • PRE-TESTED

REGULATED TRIPLE POWER SUPPLY BARGAIN PRICED ALBIA MODEL DM-6

A fully assembled and tested power supply that provides a solid, fully wired triple power supply including fixed 5V @ 1 Amp, 5V to 15V @ 0.5 Amp, and -5V to -15V @ 0.5 Amp — all supplies regulated, short proof. Each supply has short indicator LED. Complete and ready for use in a durable (8" x 6" x 3 1/2") metal case.

\$99⁹⁵ Includes Warranty



FREE!!
NEW 1981
SPRING/
SUMMER
CATALOG



Exciting new products! Send today!!

ALBIA SATISFACTION WARRANTY:

If for any reason, whatsoever, you are not completely satisfied with your purchase, return it within 30 days of purchase date for a full refund — it's as simple as that!

FOR FAST AND DEPENDABLE DELIVERY SERVICE

CALL TOLL FREE: 1-800-243-6953 9 A.M. to 5 P.M. E.S.T.

WE ACCEPT MASTER CHARGE, VISA AND AMEX CREDIT CARDS

Connecticut Residents add 7 1/2% Sales Tax • Prices shown in U.S. currency only. Foreign orders add 15%.

ALBIA ELECTRONICS INC

24 Albia St. • New Haven, CT 06512



FREE ALBIA "TEMPLATE" WITH EVERY ORDER RECEIVED

POSTAGE & HANDLING	
ORDERS	ADD
UP TO \$10.00	\$1.95
\$10.01 - \$25.00	3.75
\$25.01 - \$50.00	4.65
\$50.01 - \$100.00	6.45
ORDERS OVER \$100.00 WITHIN UNITED STATES	7.55

PROTECT YOUR HOME WITH THE **BURGLAR BAFFLER**

*Ultrareliable circuitry provides
programmable, pseudorandom lighting*

BY VAUGHN MARTIN

AS A deterrent to burglars, turning lights on and off by means of a conventional timer has proved itself economical and practical despite some severe limitations. The first and most objectionable of these is that lights being repeatedly turned on and off at the same times daily in a predictable pattern may alert an astute, observant burglar to the unattended, mechanical switching. The "protective" system then becomes almost an invitation to drop in.

Secondly, the possible limited lifetime of a conventional light timer due to mechanical failure must be considered. Contacts, for example, may rapidly become pitted and ineffective. More subtle is the often overlooked problem of current surges that may reach the incandescent light-bulb filament and reduce its life. Should the light bulb fail while the home owner or apartment dweller is away, the protection conferred by the system evaporates entirely.

The Burglar Baffler expands upon the basically sound light-timer method and overcomes these objections. It is programmable over several days, and has provisions for pseudorandom actuations and 28-day cycling. Dependability, reliability, and longevity are enhanced by total solid-state design—even the light-controller section uses a LASCR (light-activated SCR) and triac.

Bulb life is extended by using a zero-crossing detector that prevents application of full voltage to a cold filament. Thus, the current surge and resultant thermal shock that would occur under this condition are avoided, and the likelihood of sudden filament failure is reduced.

The problem of predictable switching sequences is overcome by using a pseudorandom number generator to control activation times. Shift registers, acting as simple memories, can store a program of up to four days of operator-programmable light activa-

tions, thus each day can then have a unique pattern. Likewise, the operator can program as many activations as desired.

The pseudorandom number generator (PNG), or linear sequence generator, is composed of serially connected flip-flops forming a shift register. The trick is to tap certain outputs of the shift register, apply these to an exclusive OR gate, and then feed this signal back around to the D input of the first flip-flop. When the right taps are made and the state of all binary zeros is suppressed, a sequence results that appears totally random.

This project uses three flip-flops, resulting in seven distinct states that correspond to light activation from $1/8$ to $7/8$ time period after the selected programmed "on" hour. Once the timer has gone through its unpredictable pattern, it recycles after 28 days.

Single or multiple activation of lights within the programmed "on" hour is also possible through a front-panel toggle switch. This adds more unpredictability to the switching sequence, since the number of activations, when in the MULTIPLE mode, is also controlled by a 3-bit PNG.

Circuit Operation. The overall block diagram is shown in Fig. 1. The 60-Hz driven counter is mainly composed of *IC1*, a CMOS binary counter consisting of 14 serially connected, negative-edge triggered flip-flops having a common reset. The reset provides a convenient means of recycling *IC1*. The *IC1* outputs are selected to produce a count of 13,504—which, in terms of the 60-Hz power-line fre-



burglar baffler

quency, converts to 3 minutes and 45 seconds, or $1/16$ hour. After 13,504 pulses have been counted, the counter will force outputs $Q7$, $Q8$, $Q11$, $Q13$, and $Q14$ high.

These signals are buffered and inverted by $IC21A$ through $IC21E$. The low outputs from the inverters are again inverted by $IC2A$ and $IC2B$, while $IC3A$ provides another inversion. The output of $IC3A$ is applied to flip-flop $IC4B$ then to flip-flop $IC4A$ which acts as a divide-by-two toggle. At this point, the period of the square wave is $1/8$ hour. This signal is applied to flip-flops $IC5A$, $IC5B$ and $IC6A$ which form a divide-by-eight ripple counter, called the hour subinterval counter. This circuit recycles every hour, is advanced by one count every $1/8$ hour, and applies the three flip-flop's Q outputs to exclusive-OR gates $IC8A$, $IC8B$, and $IC8C$.

An exclusive OR gate is a digital comparator. That is, when both inputs are either simultaneously high or low, a logic low output results. Thus, during the hour, each time an eighth-hour passes a different binary number from 000 to 111 is represented by the outputs of $IC5A$, $IC5B$, and $IC6A$. This three-bit number is compared with the three-bit number representing the output of the PNG ($IC6B$, $IC7A$, and $IC7B$). The three exclusive-OR gates have all logic low outputs when the two 3-bit numbers match. No other combination will force three-input NOR gate ($IC2C$) high, so that it clocks flip-flop $IC12B$, which transfers what appears at its data (D) input to its Q output. During operation in the MULTIPLE mode—operation in the SINGLE ($S2$) mode was just described—the hour subinterval counter's output is inhibited, but it still advances each $1/8$ hour. However, the hour subinterval counter's 3-bit word is not compared with that of the PNG, which is advanced every $7\frac{1}{2}$ minutes ($1/8$ hour) from the \bar{Q} output of flip-flop $IC4A$. Pull-up resistor $R17$ causes a logic high to be applied to pin 1 of $IC13B$. The other two inputs to this IC are the MSB of the PNG and the output of the shift registers (IC's 14 to 19). When the MSB of the PNG is high, and if the hour represented in the shift registers is a programmed "ON" hour (indicating a desired light activation during that hour), the circuit will cause a light to come on.

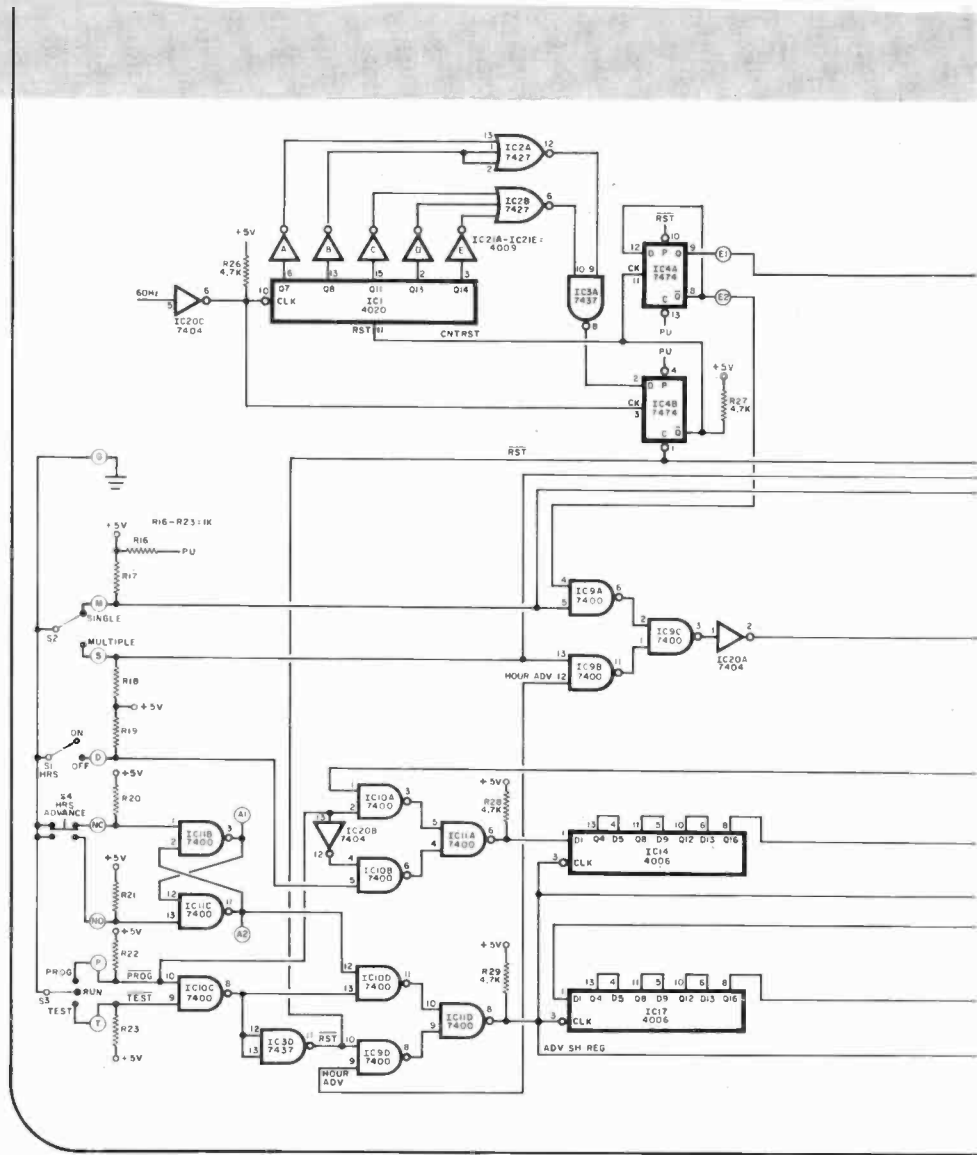
Shift registers ($IC14$ to $IC19$) represent a capability of storing a four-day, or 96-hour, period. Control of 1, 2, 3, or 4 days requires 2, 3, 5, and 6 shift registers respectively. Each shift

register represents 16 hours through its 16 bits, and equating an exact hour per bit is derived by clocking these serial shift registers exactly once per hour by the hour subinterval counter. Note that the HOUR ADV line (pin 9 of $IC6A$) is also applied to $IC9D$ which, in turn, gates this square wave to the clock inputs of shift registers $IC14$ - $IC19$. Taps are provided via $S6$, at multiples of 24 bits each representing the exact duration of one day multiples, providing means of altering the number of days that can be programmed. If an exact nonvariable fixed duration is required, hardware $S6$ points 1 through 4 and F.

The shift register memory is loaded with highs and lows representing hours ON and OFF respectively by input gating, which operates as follows: The PROG or TEST position of $S3$ drives $IC10C$ which inhibits $IC10D$, which in turn causes the shift registers not to advance. While $S3$ is in the PROG position, programming occurs. Advancing the hour is accomplished by depressing HR ADV momentary contact push-button switch $S4$. If an hour is desired

to be one during which the lights will come on, hours ON/OFF toggle switch $S1$ is placed in the ON position, or conversely in the OFF position if the opposite is desired. Advancing causes gates $IC11C$ and $IC11B$ to apply a pulse to $IC10D$ which, in turn, causes $IC11D$ to toggle the shift register's clocks. This is accompanied by the ON/OFF switch applying a logic high through gates $IC10B$ and $IC11A$ to the data input of first shift register $IC14$ while in the ON position. While in the OFF position, a logic low is applied to the shift register input.

SINGLE/MULTIPLE mode switch $S2$ causes the AND-OR-INVERT combination of gates $IC9A$, $IC9B$, $IC9C$, and $IC20A$ to either make the digital comparison with exclusive-OR gates $IC8A$, through $IC8C$ in the single mode, or make no comparison in the MULTIPLE mode. In the MULTIPLE mode, the MSB of the PNG activates the light if the shift register's output through inverter $IC20D$ is a logic high corresponding to an ON hour programmed in. If a logic low, corresponding to an OFF hour, has been en-



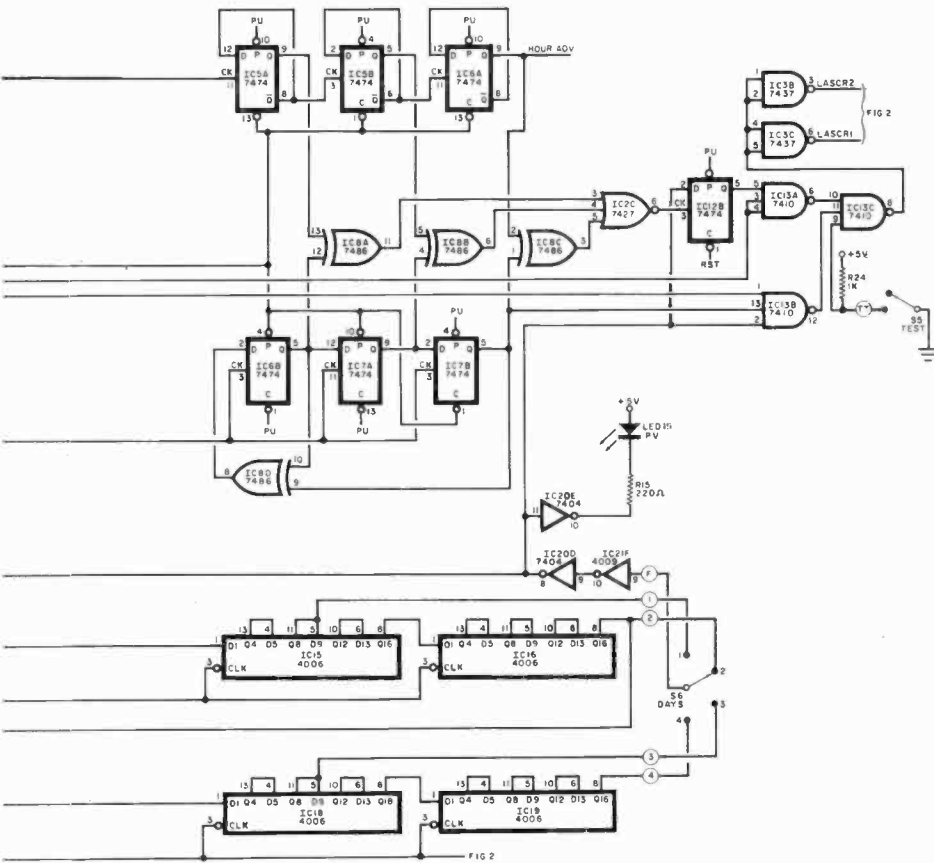


Fig. 1. Schematic diagram of the complete circuit for the Burglar Baffler.

tered, no activation will occur because one of the three inputs to gate *IC13B* will be low.

This randomness of the hour's starting time as well as the randomness of the number of multiple activations makes it unlikely that a lurking burglar will determine that the lights are automatically switched. Further randomness is added by a purposely induced error of approximately 2½ minutes per week because of the inexact division of the CMOS counter. That is, the counter recycles after 13,504 counts rather than the 13,500 counts which would be exactly one-sixteenth of an hour.

The timer requires regulated +5 V dc at 500 mA, and a 60-Hz (clock) source. In the power supply shown in Fig. 2, diodes *D1* through *D4* form a full-wave bridge rectifier, capacitor *C7* is the filter capacitor, and *IC24* is the +5-V voltage regulator. Capacitor *C6* bypasses any ripple that might appear at the +5-V output. The network of *R39* and *C6* across the *T1* primary keeps ac line transients out of the transformer.

The 60-Hz clock circuit that provides system timing is derived from transistor *Q1*, and components *R36*, *C5*, *D9*, and *R25*. The 17-volt peak voltage from the *T1* secondary is passed through *R36* and *C5*, which provide a low-pass filter rolling off at 60 Hz to reduce transients. The ac voltage applied to the base of *Q1* generates a square wave across *R25*.

The ADV SHREG line that drives shift registers *IC14* through *IC19* also drives divide-by-12 counter *IC22* (Fig. 2). In turn, this counter drives 4-to-16-line decoder *IC23*. The 12 outputs from this IC drive 12 LEDs to indicate 12 hours, while the overflow from *IC22* drives *IC12A* via an inverter. The *Q* and \bar{Q} outputs of this IC drive either the AM or PM LED indicators. Each hour LED will glow as the operating time is selected. The AM or PM indication is automatic.

Ac Activation. When any of the three inputs to *IC13C* (Fig. 1) is low, the output is high. This high output is inverted by *IC3B* and *IC3C* which can sink twice as much current as a nor-

mal gate. The current that they are sinking is from two LEDs, one in *LS1* and the other in *LS3* (Fig. 2). These LEDs are contained within a six-pin package along with a light-sensitive SCR. As gates *IC3B* and *IC3C* go low, they cause their associated LEDs to glow. This triggers the light-sensitive SCRs. These two 200-volt SCRs are connected in series to improve system reliability. When activated, the SCRs gate triac *TR1* enabling it to permit ac power to flow to the electrical device plugged into the Burglar Baffler at *SO1*.

The circuit can control up to 500 watts mainly in the form of a resistive

PARTS LIST

- C1 through C4 — 0.1- μ F, 15-V ceramic/Mylar capacitor
- C5 — 0.1- μ F, 25-V ceramic/Mylar capacitor
- C6 — 1.0- μ F, 15-V ceramic/tantalum capacitor
- C7 — 200- μ F, 35-V electrolytic
- C8, C9 — 0.1- μ F, 400-V capacitor
- D1 through D4, D9 — 1N4001
- D5 through D8 — 1N4004
- IC1 — 4020 14-stage binary ripple counter
- IC2 — 7427 triple 3-input NOR
- IC3 — 7437 quad 2-input NAND
- IC4 through IC7, IC12 — Dual D flip-flop
- IC8 — 7486 quad 2-input EXOR
- IC9 through IC11 — 7400 quad 2-input NAND
- IC13 — 7410 triple 3-input NAND
- IC14 through IC19 — 4006 18-stage shift register
- IC20 — 7404 hex inverter
- IC21 — 4049 hex inverter
- IC22 — 7492 divide-by-12 counter
- IC23 — 74154 4-to-16-line decoder/demultiplexer
- IC24 — LM340T-5.0 5-volt regulator
- LED1 through LED14 — Red LED
- LED15 — Green LED
- LS1, LS2 — Light-activated SCR (H11C1, 2, or 3, GE)
- Q1 — 2N2222 transistor
- R1 through R15 — 220- Ω , ¼-W resistor
- R16 through R25, R41 — 1-k Ω , ¼-W, 5% resistor
- R26 through R29 — 4.7-k Ω , ¼-W resistor
- R30, R31 — 270- Ω , ¼-W, 5% resistor
- R32, R33 — 56-k Ω , ¼-W resistor
- R34, R35 — 270-k Ω , ¼-W resistor
- R36 — 27-k Ω , ¼-W resistor
- R37 — 100- Ω , ½-W resistor
- R38, R39 — 47- Ω , ½-W resistor
- R40 — 1- Ω , 5-W, wirewound resistor
- SO1, SO2 — Ac chassis receptacle
- S1, S2, S5 — Spdt switch
- S3 — Spdt switch, center off
- S4 — Spdt pushbutton switch
- S6 — 4-pole rotary switch
- T1 — 12-V, 1-A transformer
- TR1 — 8-A triac

burglar baffler

load. Small transistorized radios and tape recorders can still have their inductive (transformer) input powered effectively by the Burglar Baffler.

Construction. The Burglar Baffler can be built using any desired construction technique. The 12 LEDs (*LED1* through *LED12*) are arranged in a circle with a press-on type number identifier for each LED. The AM and PM LEDs (*LED13* and *LED14* respectively) are mounted within the circle as desired with *LED15* (PV), the green LED.

Light test switch *S5*, DAYS switch *S6*, HR ADV switch *S4*, hours ON/OFF switch *S1*, SNG/MULT (single-multiple) switch *S2*, and PRG/RUN/TEST (program/run/test) switch *S3* are also mounted in suitable position on the front panel.

The power supply, including the transformer, regulator, triac, and output sockets are chassis mounted.

Once assembled, the circuit can be tested using conventional digital techniques. If the 60-Hz circuit is working, there should be outputs at test points *E1* and *E2* at *IC4A* (Fig. 1) every 7½ minutes. Since this is a long time to wait for a test, remove the *IC4A* connections from *E1* and *E2*, and connect the two test points to *A1* and *A2* at *IC11B*. Operating HR ADV switch *S4* will now provide a faster timing signal. Switch *S5* can be operated to ground to test the power control circuits.

Operation. The hours are advanced by depressing the HR ADV switch and that particular hour LED will be lit if the hour ON/OFF switch is in the ON position. Conversely, if the OFF position is selected, the hour advanced to will have no light activation within that hour.

The TEST pushbutton switch is used to test the triac and the associated activation circuitry. Do not worry about damaging the light bulb in this mode, because, even in this mode, the timer is still protected by the zero-crossing detector.

The DAYS 1,2,3,4 switch selects how much memory is to be used. If one day is selected, 24 bits will be enabled, two days, 48 bits; etc., up to four days or 96 bits. This corresponds to one bit per hour.

When the PRG/RUN/TEST switch is set to the PRG position, the timer may be programmed to control light activations of each and every hour of the number of days selected. Programming consists of repeatedly depressing the HR ADV switch while setting the ON/OFF switch to the position you de-

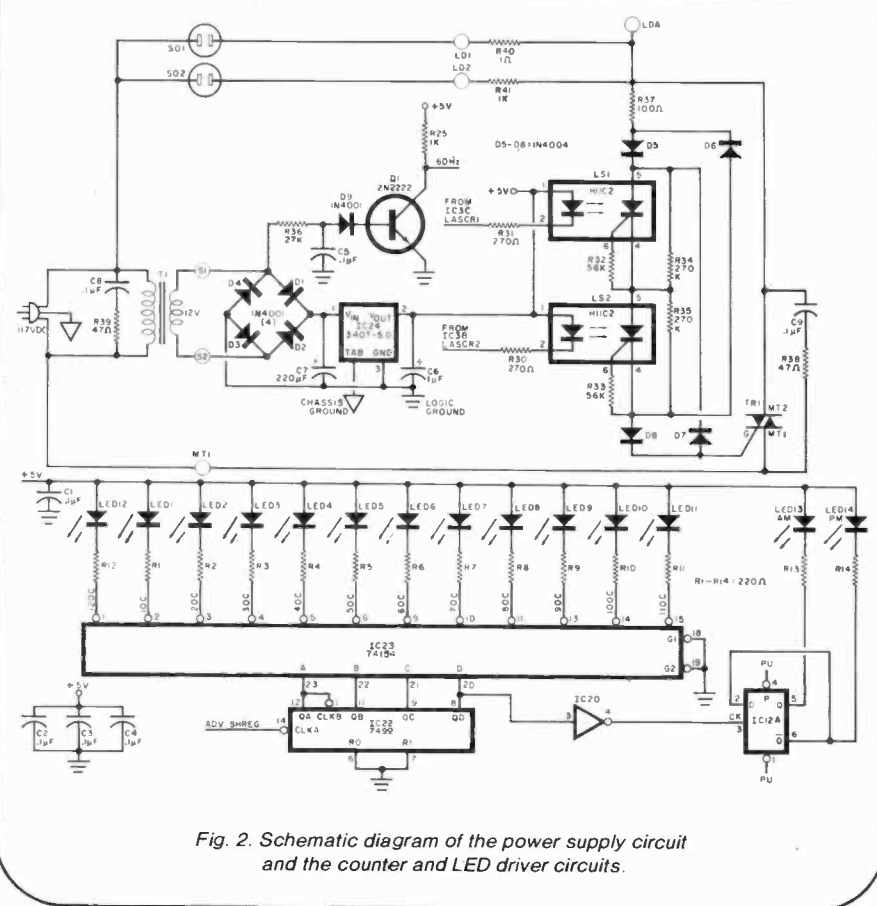


Fig. 2. Schematic diagram of the power supply circuit and the counter and LED driver circuits.

sire with respect to the light activations within that hour. For example, if you preset 11 AM and the ON/OFF switch is in the ON position, during this hour the light will come on. When in the PRG mode you need not worry about the program previously entered in the shift register memory. The new program "pushes" out the old data during this function.

Once programmed, the memory can be examined. This is accomplished by placing *S3* in the TEST position. If four days have been selected, you must have used all 96 hours. Using any fewer will cause a start at an incorrect time. In the TEST position, depress the HR ADV pushbutton 96 times, noting that the PV (program verification) LED comes on to indicate if a particular hour will experience a light activation. Once the program is entered and checked, *S3* is placed in the RUN mode to start the timer.

Programming Example. Assume it is 10 minutes before 5 PM. Depress the HR ADV pushbutton twice until the LED indicates 7 PM, and place the ON/OFF switch in the ON position. This means that at 7 PM or sometime during that hour, the light, will come on. Press the HR ADV pushbutton twice

until 9 PM is indicated. That will cause the light to come on at 8 PM and then turn off sometime during the 9 PM hour if the ON/OFF switch is in the OFF position. Operating the HR ADV switch twice will cause the next two hours to be off. The system is now at 11 PM, and we wish the light to be on during the next two hours. Place the ON/OFF switch in the ON position, then press the HR ADV pushbutton twice. We wish the light to remain off between 1 AM and 7 PM. To do this, place the ON/OFF switch in the OFF position and then just operate the HR ADV pushbutton 18 times, so that the next 18 hours will remain off. This same pattern can be entered for the second day.

Since the timer uses a pseudorandom number generator to control the times during the selected hour the lights come on and off, as well as the number of times they come on within that hour, the second day-light pattern will be somewhat different. To verify the program, set the PRG/RUN/TEST switch to the TEST position and then depress the HR ADV pushbutton while watching the LEDs come on around the clock face. When these numbers, in conjunction with the PM or AM lights, coincide with a PV LED on, it indicates the hours in which the light will come on. ♦

BUILD AN OCEAN-SPANNING CRYSTAL RECEIVER

DX reception with a totally passive circuit

BY HOWARD D. LASH

ALTHOUGH most people think of the crystal set as a simple radio suitable only for short-range reception, a properly designed crystal set can receive signals from thousands of miles away. The Ocean-Spanning Crystal Receiver covers the 49-, 41-, and 31-meter international broadcast bands and can be modified for other frequencies. It employs no means of signal amplification. The author's prototype, in use near Chicago with a 150-foot longwire antenna and an earth ground, regularly provides good reception of Radio South Africa, the BBC, Deutsche Welle, and other shortwave broadcasters. Although the project doesn't generate an ear-splitting audio output and lacks the microvolt-level sensitivity and sharp selectivity of today's communications receivers, it will perform well with a good antenna and earphones.

About the Circuit. The Ocean-Spanning Crystal Receiver is shown schematically in Fig. 1. Signals picked up by the external antenna are applied to binding post *BP1* and coupled to the receiver's tuned circuit, air-core inductor *L1* and the *A* portion of dual-section variable capacitor *C2*, by dual-section variable capacitor *C1*. Section *B* of this capacitor couples the bottom of the tuned circuit to binding post *BP2*, which is connected to a solid earth ground.

Tuned circuit *L1C2A*, which is adjusted for resonance at the frequency of interest, is inductively coupled to air-core inductor *L2*, forming an r-f transformer that has a tuned primary and variable coupling between its windings. Signals appearing across the secondary are demodulated by germanium detector *D1*, a 1N34A diode connected across binding posts *BP3* and *BP4*. Earphones *TR1*, connected across binding posts *BP5* and *BP6*, have high-impedance elements that transduce the demodulated waveform into an audio output.

Capacitor *C2B* isolates the tuned circuit somewhat from ground to make it more selective. Additionally, because the capacitive reactances of *C1A*, *C1B* and *C2B* are smaller at high frequencies, there is less likelihood of signals from medium-wave broadcasters reaching the detector. Variable capacitor *C1* and the variable coupling between *L1* and *L2* allow adjustment of selectivity. The main function of r-f transformer *L1L2*, however, is to minimize shunting of the tuned circuit by the detector circuit. Connecting the network *D1TR1* directly across *L1* would result in considerably lower volume of received signals.


Construction. The r-f transformer should be assembled first. Inductor *L1* should be wound on an electrically

inert, thin-walled cylindrical form (preferably a celluloid or plastic tube) measuring 5 inches long and 2 inches O.D. An acceptable substitute form can be made as follows: Cut a sheet of thin poster board 5' by 6 $\frac{3}{4}$ ". Gently curl up the sheet into a cylinder 5 inches long with an outer diameter of 2 inches, allowing $\frac{1}{2}$ inch for overlap. With the glossy edge facing the outside, apply thin coats of rubber cement on the two edges that will touch. When the cement has dried, press the edges together, being careful not to crush the cylinder. Now squeeze the cylinder gently until it is completely round.

In constructing *L1*, refer to the photos, where *L1* is the coil wound using light-colored wire. Drill two $\frac{1}{8}$ -inch mounting holes in the coil form $\frac{3}{8}$ " in from each edge. Make a tiny pinhole 1" in from one edge of the form, noting its correct position in relation to the mounting holes. Push one end of a 83-inch length of coil wire through the hole from the outside of the form, and pull it out through the near end of the form. Number 22, double-cotton-covered (d.c.c.) wire is the best to use for *L1* and *L2*, but it might be difficult to obtain. Enameled wire of the same gauge can be used instead.

Allow at least 8" of wire to extend out through the end of the coil form. Wind 10 $\frac{1}{2}$ turns of No. 22 d.c.c. wire or 9 $\frac{1}{2}$ turns of No. 22 enameled wire onto the form. Now cut the wire 8 inches beyond the end of the winding. Make another pinhole in the form at the end of the winding, insert the wire, and pull it out through the same end as before. Temporarily hold the winding in place with a few strips of celluloid tape, then apply a little household cement to the edges of the winding to secure it in place. When the cement has dried, remove the tape and set the completed *L1* aside.

The coil form for *L2* is similar to that for *L1*, but is 1 $\frac{1}{2}$ " long and has an *inside* diameter of 2 $\frac{1}{8}$ ". A substitute coil form can be made in the



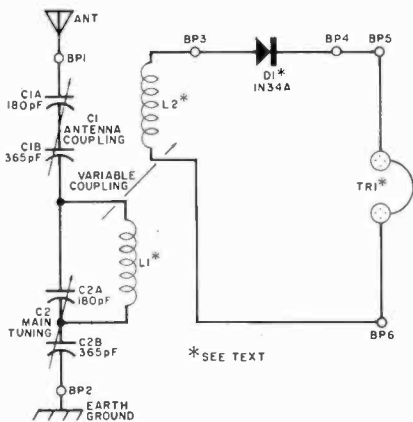


Fig. 1. Schematic diagram of the circuit for the Crystal Receiver.

same manner as for *L1*. Cut the poster board into a strip 7 1/4" by 1 1/4".

The relative sizes of the coil forms permit *L2* to slide freely on the form of *L1* and over its windings, thus providing variable coupling. If *L2* is a little large, tape can be applied to opposite sides of the form of *L1* to build it up until there is just a slight amount of friction between the two forms.

When the desired sliding action has been obtained, remove the form of *L2* from *L1*. Measuring 1/4" back from one edge of the form, wind 30 turns of No. 22 d.c.c. or enameled wire. Make sure that the coil is wound in the same direction as *L1*. Having allowed 6" of loose wire on each end of the coil for connections, secure the coil with tape and cement the edges as was done for *L1*. When the cement has dried, slide the form of *L2* onto that of *L1*.

All receiver components mount on a 5" x 8" panel 1/8" or 1/4" thick. Acceptable materials to use for the panel are fiberboard, plastic or bakelite. Do not use a metal panel, and do not enclose the receiver in a metal cabinet. It can be mounted in a wooden or plastic cabinet if desired, but easy access must be maintained so that the coupling between the windings of the r-f transformer can be adjusted. Perhaps the easiest method of construction is simply to fasten the panel to a 4-inch x 8-inch x 3/4-inch wooden base to hold it upright. The wooden base can be finished according to your preference, but a fiberboard panel should not be painted because the proximity of carbon pigments can degrade the performance of the Crystal Receiver.

When drilling the front panel, follow the guide shown in Fig. 2 exactly. The exact positions of your variable capacitors' mounting holes may differ from those of the capacitors used by

the author, so drill the holes to suit the capacitors you have. The holes for the shafts will be correct in any case.

Now mount all the parts except for the r-f transformer and detector diodes, using the photos of the prototype as guides. Note particularly how the binding posts and circuit tie-points are positioned. The prototype employs Fahnestock clips in place of binding posts *BP3* and *BP4* to secure diode *D1*. Part of the Fahnestock clips had to be filed away for adequate clearance of the mounting bolts. Fahnestock clips can also be used in place of *BP1*, *BP2*, *BP5* and *BP6*.

The use of Fahnestock clips to secure *D1* is to facilitate substitution of one diode for another. Not all diodes perform equally well, especially at high frequencies, even ones having the same part number. The capacitor tuning knobs can either be vernier types or pointer types, the latter requiring separate dial scales.

When all parts have been mounted, interconnect them with No. 14 copper wire, according to the schematic diagram. Keep each wire as far away from other wires and receiver components as possible.


Now mount the spacing nuts and the r-f transformer onto the bolts so that *L1* is close to the detector diode. Then put one more nut on each of the transformer's mounting bolts to hold it in place. Finally, solder the coil wires to the appropriate places, cutting off all excess wire. Don't cut the leads of *L2* too short or it won't be able to slide completely across the form of *L1*. Recheck all connections against the schematic diagram.

PARTS LIST

- BP1 through BP6—Binding posts
 - C1, C2—Dual-section (365-pF and 180-pF), air-dielectric variable capacitor
 - D1—1N34A germanium diode (see text for selection procedure)
 - L1—10 1/2 turns of No. 22 d.c.c. wire or 9 1/2 turns of No. 22 enameled wire wound on a 5-inch long, 2-inch O.D., air-core cylindrical form.
 - L2—30 turns of No. 22 d.c.c. or enameled wire wound on a 1 1/2-inch, 2 1/8-inch I.D., air-core cylindrical form.
 - TR1—High-impedance crystal earphone or magnetic headphones (see text)
 - Misc.—Antenna, earth ground, No. 14 solid copper wire, two vernier control knobs or pointer-type knobs and dial scales, solder lugs, suitable front panel and base or nonmetallic enclosure, suitable hardware, solder, cement, etc.
- Note—Calibrated (0 to 100) tuning-capacitor dial scales for use with 1 1/4-inch pointer-type knobs are available for \$1.00 for three dial scales from Howard D. Lash, 19 East 157th Street, South Holland, IL 60473.**

Set-Up and Use. For best reception, an antenna mounted outdoors, in the clear, and as high as possible should be used. Good results have been obtained with a longwire antenna. Dimensions of the longwire are not critical; the longer the better, with integral multiples of a half-wavelength at the frequency of interest being the best. The usual precautions against lightning strikes and against contact with high-tension wires should be observed.

Except where shortwave reception is extremely poor, you should be able



Rear view of author's prototype shows construction of r-f transformer. *L1* is light wire, *L2* is dark.

to receive some shortwave stations with this radio. An indoor antenna should be as high and shielded by as little structural metal as possible. Connect the free end of the antenna lead-in wire to *BP1* and another wire from *BP2* to a good earth ground.

Garden-variety magnetic headphones are unsuitable for this receiver. The only magnetic headphones that work well with this circuit have extremely high input impedances, as, for instance, Trimm "Featherweights," whose impedance is rated at 24 megohms.

For several reasons, however, crystal earphones are the transducers of choice. They are cheaper, more readily available, and, above all, much more sensitive than magnetic headphones. Magnetic headphones, however, do attenuate background room noise—which can enhance the intelligibility of received signals.

If the crystal earphone or pair of magnetic headphones you obtain has a cable terminated with a two-conductor phone plug, cut off the plug and solder pin plugs to the conductors instead. Then attach the pin plugs to *BP5* and *BP6*.

Gather a number of germanium diodes and select one, connecting it between *BP3* and *BP4*. Use this as a detector in your first listening session, while experimenting with control settings to familiarize yourself with receiver operation. Shortwave reception in the 49-, 41- and 31-meter bands is generally best at night.

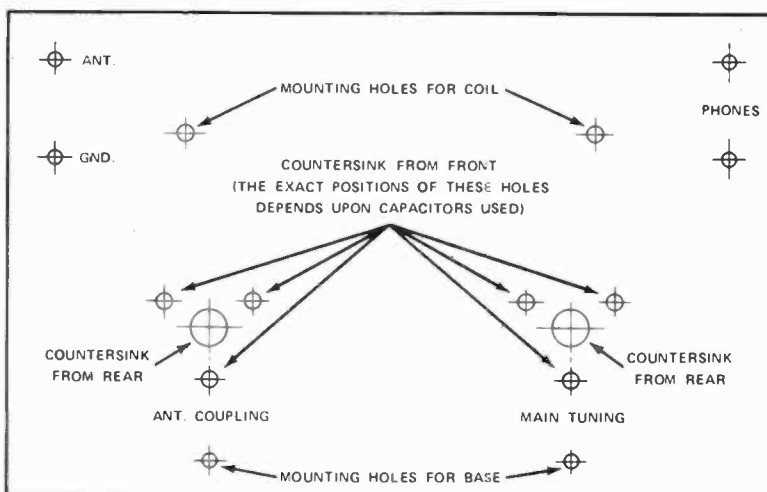



Fig. 2. Half-size drilling guide for front panel. All holes are $\frac{9}{64}$ inch except two for capacitor shafts. These are $\frac{3}{8}$ inch.

There is a certain amount of interaction between adjustments of the tuning capacitors and of the coupling between the windings of the r-f transformer. (The main tuning knob is the one that controls *C2*.) Decreasing the coupling between *L1* and *L2* (by moving *L2* away from *L1*) shifts the control range of *C2* upward in frequency. It also decreases signal volume and increases receiver selectivity. Reducing the effective capacitance of antenna coupling capacitor *C1* has similar effects. Appropriate adjustments of *C1* and the coupling between *L1* and *L2* will, thus, optimize tuning range, signal volume, and selectivity.


As a guide, employ minimum interwinding coupling and capacitance (of both *C1* and *C2*) for initial tuning of the 31-meter band and maximum coupling and capacitance for initial

tuning of 49 meters. The settings for 41 meters will be between these extremes. The antenna employed, the effectiveness of the earth ground, and the wire used in winding the coils all affect these adjustments. Often, a number of different combinations will tune the same station; choose (and log) the combination that yields the best results. When you have developed a feel for tuning the receiver, try a number of germanium diodes and select the one that performs best. A station on the 31-meter band is best for this test, with one on the 41-meter band as second choice.

The Ocean-Spanning Crystal Receiver is now optimized for shortwave reception. Although it can't compete with a triple-conversion superhet, it can, in light of its simplicity, deliver amazing results. ◇



View showing how transformer and variable capacitors are mounted.



Back of receiver with r-f transformer removed. Connections between components are with No. 14 solid copper wire.

WANT AUTO- RANGING?



AWS EZ 6100

AND...

- An unprecedented five-year warranty
- Pricing as low as \$105
- 3 1/2 digit display
- Autoranging on Volts and Ohms
- Continuity buzzer (Model EZ 6100)
- Range hold (Model EZ 6100)
- Autopolarity
- Automatic indication, unit and signs
- Feather touch button to select AC/DC - Lo Ω/Ω function
- Low battery warning sign
- Safety fused

EZ 6100	
DCV 0-1000	5-Autoranges
ACV 0-600	4-Autoranges
DCMA 0-200	2-Ranges
ACMA 0-200	2-Ranges
Ω 0-2000K Ω	5-Autoranges
Low Power Ω	0-2000K Ω
4-Autoranges Plus Continuity Buzzer	
EZ 6200	
DCV 0-1000	5-Autoranges
ACV 0-600	4-Autoranges
DCMA 0-200	1-Range
ACMA 0-200	1-Range
Ω 0-2000K Ω	5-Autoranges
Low Power Ω	0-2000K Ω
4-Autoranges	

- Order AWS EZ 6200 ... \$105
- Order AWS EZ 6100 with continuity buzzer and range hold ... \$142
- Order AWS C-30 Ever-Ready carrying case ... \$20
- For ordering information call toll-free: 800-645-5398 (N.Y., Hawaii, Alaska call collect 516-231-7050).

A.W. SPERRY INSTRUMENTS INC. The Measurable Advantage.

245 Marcus Blvd., Hauppauge, N.Y. 11787

SOLID-STATE DEVELOPMENTS

By Forrest M. Mims

A Potpourri of Developments

SOLID-STATE developments in the United States and abroad are occurring at such a rapid pace that it's difficult to keep up with them. This month, we'll examine a potpourri of such events, some recent and others more dated but generally overlooked.

New Speech Synthesis. Machines, games and computers that speak are about to become commonplace. Many new speech-synthesis products are either available now or soon will be. One such development is Speech 1000, a single-board synthesizer containing 458K of on-board ROM and that is capable of generating 200 to 300 seconds of continuous male or female speech. The system is controlled by an Intel 8085A eight-bit microprocessor. At some \$1,200 in single-unit quantities, the price is well above what typical experimenters and magazine columnists can afford. The cost breaks down to \$4 to \$6 per second of speech.

Most of us would never think of exchanging \$1,200 for five minutes of speech, machine-generated or otherwise, but the trend in speech synthesis is clear. The quality of such speech will continue to improve, and hardware prices will continue to fall. You can obtain more information about Speech 1000 by writing to the manufacturer, Telesony Systems, Inc., 2626 Hanover Street, Palo Alto, CA 94304.

On-Chip BASIC. National Semiconductor has made an important advance in microcomputer technology by loading its version of Tiny BASIC into 2500 bytes of on-chip ROM in the INS8073 eight-bit microcomputer chip. A complete computer can be assembled by connecting a terminal and at least 256 bytes of RAM to the chip.

In a typical application, a BASIC program specifically developed for the INS8073 is loaded into an external ROM in the form of ASCII characters. The microcomputer is then used as a dedicated controller or processor. Program execution time of the INS8073 is slower than microcomputers programmed in machine language, but the on-chip BASIC considerably speeds up software development. As you may know, the time and expertise required to develop software for most microcomputer applications usually costs far more than prototyping the hardware.

The INS8073 includes a variety of features which greatly simplify its use. For example, it includes on-chip firmware that allows simple serial interfacing with RS-232-compatible terminals. Also included is automatic program execution following power application or reset. Simplified program editing and debugging are an integral feature of the on-chip Tiny BASIC.

The INS8073 sells for \$40 in single-unit quantities. You can obtain more information about this important new chip by writing to the National Semiconductor Corporation, 2900 Semiconductor Drive, Santa Clara, CA 95051.

Digital Vector Generators. Analog Devices, Inc., has announced what it believes to be the first commercially available digital vector generators. These devices are actually trigonometric multipliers. In operation, an ac or dc analog reference signal is applied to the device's input terminal. Simultaneously, a 12- or 14-bit digital code signifying the magnitude of angle is applied to the device's digital inputs. The generator then synthesizes the product of the reference input and the sine of the digitally coded angle, and the product of the reference input and the cosine of the digital angle. These represent the x and y components of the reference input.

Two versions of these new vector generators are available: Models DTM1716 and DTM1717. Both devices can be considered to be dedicated analog computers which solve for $V_{IN} \sin \theta$ and $V_{IN} \cos \theta$. In addition to performing various analog-computer functions, they can be used to rotate the coordinates of an oscilloscope display. They can also convert an X-Y recorder into a polar plotter. Still another application is the production of novel oscilloscope displays and various forms of video art.

You can obtain additional information by writing to the company at Route One Industrial Park, P.O. Box 280, Norwood, MA 02062.

Microminiature DIPs. The November 1980 installment of this column included a photograph (Fig. 3, page 100) of a new microminiature IC package available from Signetics. The new package, which has been designated "SO" by Signetics, is only one-fourth the size of a standard 8-pin miniDIP.

It turns out that the SO package has



**JITTERY
PIX?
FLASHES?**

POWER LINE Spikes, Noise and Hash often are the culprits!

Our KLEEN LINE Filters have cleared up these annoying problems on many video systems. The Integral Spike Suppressors will provide protection against expensive equipment damage.

Model AC-SFK-33S
KLEEN LINE dual Super Filter with 2000 Amp, 8/20 usec Spike Suppressor; 1250 watt load capacity; 3 sockets . . . \$50.95

ELIMINATE interference picked up by antenna. Clears up auto ignition, diathermy, computers, appliance and electronic game hash.

Model TVFM-HP/CX
CONNECTS DIRECTLY to Video type F co-axial connector . . . \$15.95

Master-Card, Visa, American Express
Order Toll Free 1-800-225-4876
(except AK, HI, MA, PR & Canada)

Electronic Specialists, Inc.
171 South Main Street, Natick, MA 01760
Technical & Non-800: 1-617-655-1532

CIRCLE NO. 21 ON FREE INFORMATION CARD

solid-state developments

been around a long time. Philips Corp. has used similar packages for discrete components since 1967. When Philips began manufacturing custom chips for the digital watch industry in 1971, the SO package was selected to house the watch chips.

What is new about the SO package is the wide range of analog chips now available in it. Many different op amps, timers, voltage comparators and other popular chips are now available in SO packages having from 8 to 16 pins. Prices for SO chips are higher than DIP versions, but they are certainly reasonable. Here, for example, are the single-quantity (1-24) prices for some of the most popular SO chips:

Type	Function	Cost (\$)
LM301AD	High performance op amp	.86
LM311D	General-purpose comparator	1.02
NE555D	Timer	.86
NE556D	Dual timer	1.10
NE5534D	Low-noise op amp	1.74
NE5044D	Seven-channel RC encoder	2.02
NE5045D	Seven-channel RC decoder	1.72
μA741CD	General-purpose op amp	.84
NE565	Phase-locked loop	1.78
MC1408-B	D/A Converter	2.54

Recently, I spoke with Joe Resendes, SO Program Manager for Signetics' Linear Division. He informed me that Signetics will consider packaging in the SO DIP virtually any of its linear chips for which there is sufficient demand. Incidentally, Joe is now preparing an application note which will describe how to use reflow soldering to attach SO chips to pc boards.

Many of Signetics' digital chips have also been made available in the SO package. Approximately 80 to 90 percent of the U.S. Philips Corporation's line of LOC-MOS 4000 series is now available this way. These chips are manufactured in Europe. Many of Signetics' LS integrated circuits are also available in SO packages.

You can obtain small quantities of SO chips from local Signetics distributors. For more information about the entire SO line, write to the company at 811 E. Arques Ave., Sunnyvale, CA 94086.

Remote-Control Chips. In the March 1981 column, I described several new remote-control encoder and decoder chips available from Signetics. Among them are the NE5044 and NE5045, which are now available in miniature SO packages as described above.

You can buy these chips from Signetics distributors, but they are also available by mail order from Ace R/C, Inc., Box 511, 116 W. 19th Street, Higginsville, MO 64307. Ace publishes an interesting catalog filled with unusual and hard-to-find model-airplane R/C equipment and parts. The price of the catalog, which is refundable on your first order, is \$2.00.

NEW!!! THE ELECTRIC MOUTH*



ELF II VERSION

for \$100, Elf II, Apple, TRS-80 Level II*

From \$99.95 kit
Now — teach your computer to talk, dramatically increasing the interaction between you and your machine.

That's right: the ELECTRIC MOUTH actually lets your computer talk! Installed and on-line in just minutes, it's ready for spoken-language use in office, business, industrial and commercial applications, in games, special projects, R&D, education, security devices — there's no end to the ELECTRIC MOUTH's usefulness. Look at these features:

- * Supplied with 143 words/letters/phonemes/numbers, capable of producing hundreds of words and phrases.
- * Expandable on-board up to thousands of words and phrases (just add additional speech ROMs as they become available).
- * Four models, which plug directly into S100, Apple, Elf II and TRS-80 Level II computers.
- * Get it to talk by using either Basic or machine language (very easy to use, complete instructions with examples included).
- * Uses National Semiconductor's "Digitaltalk" system.
- * Includes on-board audio amplifier and speaker, with provisions for external speakers and amplifier.
- * Adds a new dimension and excitement to programming: lets you modify existing programs and games to add spoken announcements of results, warnings, etc.
- * Installs in just minutes.

Principle of Operation: The ELECTRIC MOUTH stores words in their digital equivalents in ROMs. When words, phrases, and phonemes are desired, they are simply called for by your program and then synthesized into speech. The ELECTRIC MOUTH system requires none of your valuable memory space except for a few addresses if used in memory mapped mode. In most cases, output ports (user selectable) are used.

one	eighteen	dollar	included	number	as	c	i
two	nineteen	at	cancel	down	is	of	second
three	twenty	case	equal	il	off	space	d
four	thirty	cent	error	left	on	speed	e
five	forty	400hertz	tone	flow	less	over	f
six	fifty	80hertz	tone	flow	less	over	g
seven	sixty	20ms	silence	fuel	limit	parenthesis	h
eight	seventy	40ms	silence	gallon	limit	percent	i
nine	eighty	80ms	silence	go	low	please	j
ten	ninety	180ms	silence	gram	lower	plus	k
eleven	hundred	320ms	silence	great	mark	point	l
twelve	thousand	oneil	check	have	meter	pound	m
thirteen	million	check	have	mile	pulses	up	n
fourteen	zero	comma	high	milli	rate	volt	o
fifteen	again	control	higher	minute	ready	weight	p
sixteen	ampere	danger	hour	minus	re	a	q
seventeen	and	degree	in	near	right	h	r

"Elf II" and "The Electric Mouth" are reg. trademarks of Netronics R&D Ltd. "Apple" is a reg. trademark of Apple Computer Inc. "TRS-80 Level II" is a reg. trademark of Tandy Corp.

Continental U.S.A. Credit Card Buyers Outside Connecticut

CALL TOLL FREE 800-243-7428

To Order From Connecticut Or For Technical Assistance, Etc.,

Call (203) 354-9375

NETRONICS R&D LTD., Dept PE

333 Litchfield Road, New Milford, CT 06776

Please send the items checked below:

- \$100 "Electric Mouth" kit \$99.95
- Elf II "Electric Mouth" kit \$99.95
- Apple "Electric Mouth" kit \$119.95
- TRS-80 Level II "Electric Mouth" kit \$119.95

Add \$20.00 for wired & tested units. All plus \$3.00 postage & insurance. Conn. res. add sales tax.

Total Enclosed \$ _____

Personal Check Cashier's Check/Money Order

Visa Master Charge (Bank No. _____)

Acct. No. _____

Signature _____ Exp. Date _____

Print Name _____

Address _____

City _____

State _____ Zip _____



Apple computer

Complete Microprocessors line, peripherals & Terminals	
APPLE II PLUS.	Disk 130K controller . . . \$575.00
48K	SORAC IQ120 . . . 795.00
LANG SYS	TI-99/4 . . . 499.00
W/PASCAL	Epson MX-80 . . . call us
Green Monitor	Color Monitor call us
Leedex 100 Mon	TI-810 1695.00
IDS 445G call us	
TI-745 1440.00	

Texas Instruments

TI-55	\$ 29.95	TI-59	194.00
Accessories	Call us	TI-55 II	39.95
TI-58C	81.00	Speak & Spell	49.95
PC100C	149.95	TI Programmer	47.95
		MBA	49.95

HEWLETT-PACKARD

System I	call us	HP-41C Mem	26.00
System II	call us	Module	call us
HP-33C	75.00	HP-41CV	call us
HP-34C	119.00	HP-67	299.00
HP-38C	114.99	HP-97	579.00
HP-41C Prog	189.00	Quad Ram	call us
HP-41C Printer	289.00	Application Pac	call us
HP-41C CRD RDR	169.00		

HP 83 HP 85 and accessory call us for prices

SCM TYPEWRITER SPECIALS

SCM 2700	\$ 769.00	INTREPID	\$274.00
SCM 7500	285.00	CLASSIC 12	144.00

All units shipped in original cartons with accessories according to manufacturer's specification. Send money orders, personal check 12 weeks to clear. In Illinois add 6% sales tax. Add \$6.95 minimum shipping & handling charges per unit. We ship UPS. Subject to availability. Written warranty for specific products can be obtained free upon request. Above prices are for mail order and prepaid only. Prices and specifications subject to change without notice. Send mail orders.

Nabik's, Inc.
519 DAVIS EVANSTON ILL 60201 TEL 312-869-6144

S-100 Bus Information

Q. I am a computer hobbyist who wants to build an S-100-bus-compatible computer. However, I have been unable to obtain a detailed diagram of the S-100 bus. Can you provide me with one or tell me where I can get one?—Mark Shepard, Salem, OR

A. There isn't enough space allotted to this column to contain an S-100-bus diagram. However, I suggest you procure a copy of *The S-100 Bus Handbook* by Dave Bursky. This large-format, soft-cover book contains 280 pages of information about the S-100 bus and includes bus diagrams and schematics of micro-computer circuits that are compatible with that bus. It costs \$12.95 and is published by the Hayden Book Company, 50 Essex Street, Rochelle Park, New Jersey 07662.

Feeding Multiple Scanners

Q. Is there a simple circuit I can build that will feed several scanners with the signal from my outdoor antenna? There are a number of signal splitters commercially available, but the ones that I have seen split the signal into several frequency bands. I want to split it so that each scanner receives all frequencies. Can a 75-ohm TV splitter be used, and will there be a great loss of signal?—Ted Wilson, Mount Laurel, NJ

A. I recommend that you use a 75-ohm coaxial TV splitter. These resistive networks are designed to function over a wide range of frequencies and will ensure that each scanner receives a portion of the signal picked up by the antenna. The 75-ohm splitters that I have seen do not filter the r-f input into different frequency bands and do not introduce severe signal loss. Of course, each scanner will receive less signal than it would if it alone were connected directly to the antenna, but perfectly acceptable results will be obtained in most cases.

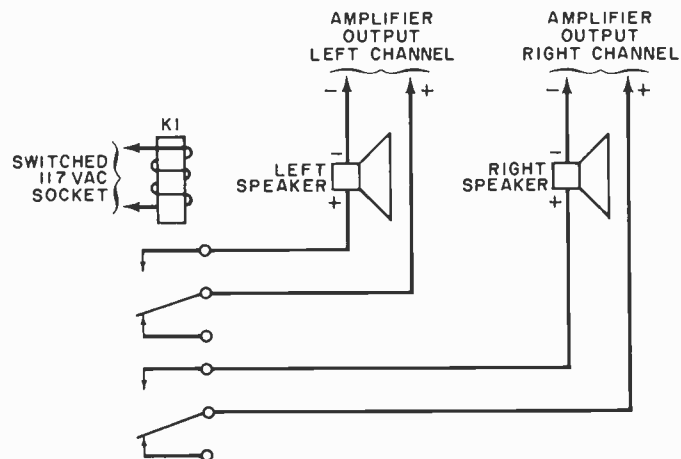
Have a problem or question in circuitry, components, parts availability, etc? Send it to the Hobby Scene Editor, POPULAR ELECTRONICS, One Park Ave., New York, N.Y. 10016. Though all letters can't be answered individually, those with wide interest will be published.

Speaker Transients

Q. I have a Cerwin-Vega A-3000I power amplifier. When I turn it off, its capacitors discharge through my speakers. Is there any way to avoid the surge of power through my speakers, and is it harmful to them?—John Strand, Madison, WI

A. Turn-off transients can be harmful to speakers. It is difficult to be more definite because of the wide variations in the transient-handling capabilities of

time delay. The relay coil receives line current from one of the control preamplifier's switched ac sockets. When the preamplifier is turned off, both the power amplifier and the relay are deprived of current. The relay deenergizes almost immediately and opens the signal paths between the amplifier output terminals and the loudspeakers. The transients, which occur some time later, cannot reach the loudspeakers once the relay contacts have opened.



different loudspeakers and in the amplitudes of transients generated by different power amplifiers. However, a simple circuit can be used to keep turn-off transients away from loudspeakers. The circuit shown will perform this function and can be considered an inexpensive insurance policy for your loudspeakers. It consists of a relay with a 117-volt coil and two sets of contacts. Usually, an amplifier that generates turn-off transients will not do so until a few seconds after power has been removed.

This circuit takes advantage of this

If desired, the relay can be installed inside the power amplifier and its coil wired in parallel with the primary of the amplifier's power transformer. It will then be controlled by both the control preamplifier's power switch and the power amplifier's power switch, assuming that the power amplifier's line cord is plugged into one of the control preamplifier's switched outlets. This eliminates the need for a line cord for the relay, an enclosure, and connection terminals. It also avoids tying up one of the control preamplifier's switched outlets.

In-Situ Solar Cells

Q. In the April 1977 issue, you published an item in the Hobby Scene about do-it-yourself solar cells. I would like to know if you have any other information about procuring the required materials and building a 100-watt cell. I would like to use such a cell as part of my senior design project at the technical school I attend.—Michael Boussoni, Fort Wayne, IN

A. The April 1977 issue of POPULAR ELECTRONICS did not contain a "Hobby Scene" column written by me. Rather, it contained an "April Hobby Scene" written by a fictitious Marcia Swampfelder. All of the items comprising that column were hoaxes—the entire thing was an April Fool's joke. Unfortunately, perhaps by wishful thinking, many readers were taken in by the description.

EXPERIMENTER'S CORNER

Remote Sensing—Part 1

ALL matter emits, absorbs, and reflects different wavelengths of electromagnetic radiation, each type in its own unique fashion. The combination of these properties provides an electromagnetic "signature" which permits various kinds of sensors to identify unknown matter from afar.

The study of electromagnetic signatures has given rise to the method of observation and measurement called *remote sensing*. In this two-part discussion, we will consider several types of remote sensing and describe the assembly of some circuits which can identify a portion of the electromagnetic signatures of various man-made and natural objects.

Elements of Remote Sensing. In its broadest sense, remote sensing is the perception of an object from a distance by means of a suitable sensing device. By this definition, observation devices ranging from the human eye to telescopes, cameras, and spectroradiometers are remote sensors.

Effective remote sensing usually requires that the sensor be capable of distinguishing a range of wavelengths emitted by, reflected from or transmitted through the object or matter being sensed. Photography, an early and still important

remote-sensing method, provides a good illustration of the importance of spectral sensitivity.


A black-and-white aerial photograph, for example, displays as various shades of gray all the wavelengths to which the film is sensitive and which are emitted from or reflected by the matter within the camera's field of view. Such a black-and-white photograph can convey a considerable amount of information, but a *color* aerial photograph simplifies the location of man-made structures and can even permit the identification of various kinds of vegetation.

The use of black-and-white film in remote sensing can be made more productive by exposing the emulsion through a narrow-bandpass optical filter. Several such black-and-white photos of the same scene, each exposed through a different filter, can be superimposed to provide as much or even more information than a color photograph.

Another important form of remote sensing was developed in the last century when astronomers used glass prisms and diffraction gratings to break up the light from distant stars into its component parts. Hot gasses, whether on earth or in a star, emit characteristic wavelengths of radiation. Astrono-

Put Professional Knowledge and a
COLLEGE DEGREE
in your Electronics Career through

**HOME
STUDY**



**Earn Your
DEGREE**

No commuting to class. Study at your own pace, while continuing your present job. Learn from easy-to-understand lessons, with help from your home-study instructors whenever you need it.

In the Grantham electronics program, you first earn your A.S.E.T. degree, and then your B.S.E.T. These degrees are *accredited* by the Accrediting Commission of the National Home Study Council.

Our *free* bulletin gives full details of the home-study program, the degrees awarded, and the requirements for each degree. Write for *Bulletin ET-81*.

Grantham College of Engineering
2500 So. LaCienega Blvd.
Los Angeles, California 90034

JULY 1981


PRO/ TRAC

Tracking Angle Gauge

Why an ADC PRO/TRAC™? A tracking angle error as little as 2° can more than double cartridge distortion!

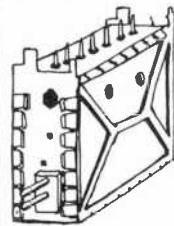
Its two point check system lets you minimize tracking angle distortion and maximize performance.

The ADC PRO/TRAC... \$9.96.
For your nearest dealer call
(800) 243-9544.



CIRCLE NO. 58 ON FREE INFORMATION CARD

**SIMPLE SIMON
7+11 PART KITS**



**SPECIAL FOR
JULY!!**
MITSUBI UHF TUNER
OVERSTOCKED
REG. ~~\$34.95~~
SALE PRICE \$19.95
(Offer Expires July 31, 81)
Freq. Range UHF 470 .889 MHz
Channels 14-83 Output Chan 3

1 VT1-SW	Varactor UHF Tuner Model UES-A55F	\$19.95
2 CB1-SW	Printed Circuit Board Pre-Drilled	\$18.95
3 TP7-SW	P.C.B. Potentiometers 1-20K, 1-1K & 5-10K OHMS, 7-pieces	\$5.95
4 FR35-SW	Resistor Kit 1/4 W, 5% Carbon Film 32-pieces	\$4.95
5 PT1-SW	Power Transformer PRI-117VAC, SEC-24VAC 250MA	\$6.95
6 PP2-SW	Panel Mount Potentiometers & Knobs 1-1KBT & 1-5KAT W SW	\$5.95
7 SS14-SW	IC's: 7 ea., Diodes 4 ea., Regulators 2 ea. Heat Sink 1 ea.	\$29.95
8 CE9-SW	Electrolytic Capacitor Kit 9 ea.	\$5.95
9 CC33-SW	Ceramic Disk Capacitor Kit 50 W V 33 ea.	\$7.95
10 CT-SW	Variable Ceramic Trimmer Capacitors 5-65PFD 6 ea.	\$5.95
11 L4-SW	Coil Kit 2 ea. 18M HS, 1 ea. 22M HS Inductances-prewound and 1 ea. T37-12 Ferrite Toroid Core with 3 ft. of #26 Wire	\$5.00
12 ICS-SW	1 C Sockets Tin Inlay 5 ea. 8 Pin 2 ea. 14 Pin	\$1.95
13 SR-SW	Speaker Oval 4x6" & With Prepunched Wood Enclosure	\$14.95
14 MISC-SW	Misc. Parts Kit Includes Hardware, 6 32 & 8 32 Nuts & Bolts, H.J. Wire, Ant. Terms., DPDT ANT SW, Fuse/Fuseholder etc.	\$9.95
*When Ordering All Items 1 Thru 14 Total Price		\$139.95
ANTENNA & ACCESSORIES		
STVA-1-STV	Yagi Antenna 13.5 DB, 75 OHM, CHN 42 Thru 54	\$9.95
STVA-2-STV	Yagi Antenna 13.5 DB, 75 OHM, CHN 20 Thru 28	\$9.95
CX-75 Coaxial 75 OHMS Low Loss		\$12.00 PFT.
F-59 Coaxial Connectors ea.		\$.39
MT-1 Special UHF 75-300 OHM Matching Transformer ea.		\$1.45
A-1 Indoor VHF-UHF Antenna Amplifier with Power Supply 300 OHM IN & Out ABT 13Db gain		\$19.95

Min. Order. Amount is \$19.95, Add 10% Shipping and Handling. Over \$40.00 Add 5%, Calif. Residents Add Also 6% for Sales Tax.

SIMPLE SIMON ELECTRONIC KITS
11850 S. Hawthorne Blvd., Hawthorne,
California 90250, Tel: (213) 675-2335
VISA — MASTERCARD ACCEPTABLE

CIRCLE NO. 53 ON FREE INFORMATION CARD

experimenter's corner

mers learned how to determine the composition of stars by analyzing the spectra of their emissions. *Spectrometry*, as this research tool is called, has become far more sophisticated in recent years due to the development of more sensitive equipment. The basic technique, however, remains unchanged.

Remote-Sensing Methods. Figure 1 illustrates four important remote-sensing methods. The *passive reflection* method is probably the most widespread. In this method, the object being observed, called the *target*, reflects ambient radiation emitted by the sun or a nearby source of artificial light. The *active reflection* method is more specialized, because in it the target is illuminated by a source of artificial light designed specifically for this purpose. In both of these methods, target characteristics can be determined by the way various wavelengths are reflected.

The *emission* method is totally passive and relies only upon radiation emitted by the target. So long as the detector is sufficiently sensitive, this method will detect *anything* from ice cubes to stars, for all matter at a temperature greater than absolute zero emits electromagnetic radiation. It permits the temperature of a target to be determined from afar. Also, if the target is heated to incandescence, the characteristic spectral lines it emits permit its constituents to be identified.

The *transmission* method, which is commonly used to detect dust, gases, precipitation and other matter in the earth's atmosphere, requires a separate source and detector. Sometimes, the source can be the sun or some other natural or artificial light source suitably placed with respect to the target. Generally, however, the source is designed specifically for the purpose. In any case, the target can often be identified by the way it absorbs and scatters different wavelengths of light.

Many variations on these basic methods are possible. For example, the active-reflection method may employ a wide-band, "white" light source and a single detector, before which various narrow-bandpass filters are placed. While the detec-

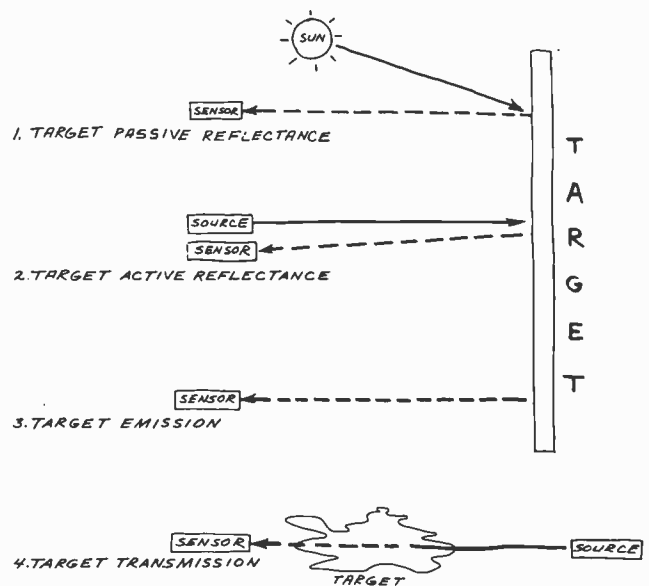


Fig. 1. The principal kinds of remote sensing.

tor is pointed at a fixed target (which is illuminated by the source), detector-output measurements are taken each time a different filter is moved into position.

Alternatively, the filters can be placed before the light source. Another variation is to eliminate the filters entirely and illuminate the target with a narrow-band source such as a laser. If necessary, sunlight or artificial ambient light can be blocked by a suitable narrow-bandpass filter placed in front of the detector.

As you can see, there are many ways to implement remote sensing. We will first consider active- and passive-reflection remote sensing, two methods which are also known as *reflection spectroscopy*.

Reflection Spectroscopy. I first became interested in reflection spectroscopy while evaluating the performance of various kinds of infrared travel aids for the blind. To predict the range of such a device, it is necessary to know the optical reflectance of many different materials at the wavelengths employed by the aid. The most common wavelengths are 880 and 940 nanometers in the near infrared. Very efficient, powerful LEDs which emit radiation at these wavelengths are readily available.

Figure 2, for example, shows the spectral reflectance of a typical green leaf. This plot nicely illustrates how well such leaves reflect incident radiation at near-infrared wavelengths. It also shows that a leaf has a distinctive *reflection signature*. Chlorophyll, the key chemical constituent of green plants, readily absorbs blue and red wavelengths. The small peak in reflectance at 550 nanometers produces the characteristic coloration of photosynthetic plant life.

The much larger peak beyond 700 nanometers is in the

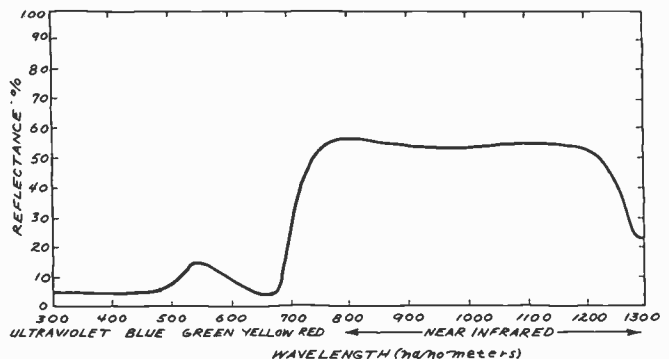


Fig. 2. Spectral reflectance of a typical green leaf.

ZENERS	74XX	74CXX	74LSXX	74SXX	REGULATORS
500 mw	00 \$.22	37 \$.37	271 \$.44	44 \$.44	LM340TXX
3.0 to 100V 16¢	02 .22	37 .37	271 .44	44 .44	or 78XX 85¢
1 watt	04 .24	37 .37	291 .48	48 .48	POSITIVE
3.0 to 100V 24¢	08 .25	551 .51	291 .48	54 .54	
Transistors	10 .22	371 .37	271 .44	44 .44	LM320TXX
2N697 \$.19	14 .55	951 .871	871 .95	95 .95	or 79XX 89¢
2N1671A 5.19	27 .21	371 .37	271 .44	44 .44	NEGATIVE
2N2102 .29	30 .22	371 .37	271 .44	44 .44	VIDEO & I.F.
2N2222A .27	37 .36	391 .39	391 .65	65 .65	MC1330 \$1.59
2N2907A .29	38 .36	391 .39	391 .65	65 .65	MC1349 1.25
2N3055 .95	44 .44	371 .37	271 .44	44 .44	MC1350 1.15
2N3904 .15	47 .65	791 .79	791 .99	99 .99	MC1358 1.47
2N3906 .15	51 .22	271 .27	271 .44	44 .44	ASSOC.
2N4124 .13	54 .22	371 .37	271 .44	44 .44	LM380 \$1.45
2N4126 .13	74 .43	95 .95	39 .39	75 .75	NE565 1.19
TAKE A 10% DISCOUNT With This Ad!	75 .32	47 .47	85 .85	75 .75	MC1458 .45
DIODES	76 .32	75 .75	39 .39	75 .75	SEND FOR FREE CATALOG. WE LIST AND STOCK OVER 2000 TYPES OF I.C.'s, OVER 3000 TRANSISTOR TYPES, HARD TO FIND OR DISCONTINUED DEVICES - THOUSANDS IN STOCK!! FREE WOODEN NICKEL WITH ORDER.
1N34A .10	83 .59	1.25	75	1.50	LINEAR
1N270 .15	85 .33	75 .39	72	72	LM300H \$1.00
1N485 .24	90 .47	95 .48	48	48	LM301N .49
1N4001 .05	93 .42	95 .48	48	48	LM307N .49
1N4005 .08	95 .49	95 .65	65	65	LM317K 3.95
1N4007 .10	96 .59	99 .99	99	99	ua741P .45
1N4077 .10	107 .32	1.25	39	1.50	ua747N 1.00
1N4148 .05	121 .10	35	44	1.10	NE555V .29
1N4721 .24	123 .53	99	99	1.25	
	125 .45	75	75	1.10	
	132 .69	89	89	1.50	
	151 .59	2.10	75	1.10	
	157 .65	2.50	75	1.35	
	161 .75	1.50	75	1.10	
	162 .75	99	99	99	
	163 .75	1.25	99	99	
	165 .75	1.25	99	99	
	174 .79	1.10	95	1.35	
	175 .79	1.10	95	1.35	
	188 .	3.50	3.50	3.50	
	189 .	3.50	3.50	3.50	
	193 .75	1.50	99	1.50	
	195 .62	1.50	89	1.50	
	221 1.10	2.10	1.10	2.00	
	240 .	1.75	2.25	2.25	
	241 .	1.99	2.25	2.25	
	242 .	1.65	2.25	2.25	
	244 .	1.75	2.25	2.25	
	245 .	1.99	2.45	2.45	
	279 .	65	65	65	
	299 .	3.75	3.75	3.75	
	365 .63	69	69	69	
	366 .63	69	69	69	
	367 .63	69	69	69	
	373 .	2.95	1.75	2.95	
	374 .	2.95	1.75	2.95	

scorpio electronics
 TEL. (714) 754-7545

3198 H AIRPORT LOOP DRIVE COSTA MESA, CALIF. 92626
 VISA CREDIT CARD ORDERS, PLEASE DIAL... \$10 min.
 MASTER-CARD 800 854-7458 ADD \$1.50
 CARD 800 854-7458 FRT.

near infrared, and is therefore invisible to the unaided eye. This spectral region, however, is readily detectable by means of infrared film or an infrared image converter such as a star-light scope. The peak explains why vegetation appears bright white on infrared film or when viewed through an infrared-to-visible-light image converter.

The large difference in reflectance values at 650 nanometers and in the 750-to-1200-nanometer band means that a GaAsP red LED and an (AlGa)As or GaAs:Si near-infrared emitter can be used in their light detector (either reverse-biased or photovoltaic) mode as the heart of a detector circuit which indicates the presence or absence of green vegetation. As you may recall from previous columns, LEDs make excellent narrow-band detectors.

The same result can be achieved with two silicon detectors, one covered with a 600-to-670-nanometer bandpass filter, the other covered with a near-infrared bandpass filter. This approach, however, is more expensive—suitable filters may cost as much as \$50 or more.

Using LEDs to Detect Vegetation. To determine if a GaAsP LED could be teamed with a GaAs:Si LED to detect green vegetation, I tried an experiment that you might want to duplicate. In this experiment, I used the variable-gain operational amplifier shown in Fig. 3.

First, a GaAsP LED enclosed in a clear (not diffuse) red encapsulant was connected to the input of the amplifier. The diode was then pointed at the white side of a Kodak Neutral Test Card (available at most camera stores) which was illuminated by a single incandescent lamp. All other lights were extinguished.

The Kodak test card has a reflectance of 90 percent in the visible and near-infrared regions of the spectrum. Therefore, I adjusted *R1* and the distance of the light from the card to achieve a meter reading of 0.9 milliamperes. I then removed the card and placed a fresh leaf from a Japanese ligustrum in its place. The meter indicated 0.05 milliamperes, which signifies a reflectance of 5 percent.

I then repeated this procedure with the GaAs:Si LED. This time, I measured a reflectance of 52 percent. Both reflectance measurements coincide well with published values. And though GaAsP LEDs are less sensitive than GaAs:Si LEDs, this simple experiment proved that *both* LEDs can be used in tandem to measure the reflectance of green leaves.

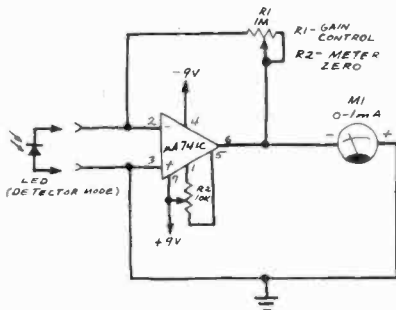


Fig. 3. Simple green detector circuit as described in text.

A Practical Green-Leaf Detector. The "truth table" for a dual-wavelength, leaf-signature detector is:

Reflectance		Leaf present?
A 650 nm (red)	B 940 nm (near infrared)	
Low	Low	No
Low	High	Yes
High	Low	No
High	High	No

The Boolean function for this table for an active low output is

$$\overline{(A \cdot B)}$$

(Continued overleaf)



the antenna specialists co. presents the latest advance in high-performance antennas for professional CB communications ... and major support for REACT ❄️

Formula cars and our new Model M-710 *Formula-1* share an identical engineering strategy: continually refine a proven basic design with one objective: MAXIMUM POSSIBLE PERFORMANCE.

That's *Formula-1*—direct descendant of A/S's classic base-loaded mobile police antennas. Born for performance, built to last, *Formula-1* is the result of over 25 years of continuous development. Today's new state-of-the-art in mobile CB antennas.



- Precision-wound, water-proof coil. Lifetime burnout guarantee.
- Factory tuned; set-screw ultra-fine tuning.
- Longer whip for more 'reach'.
- Tapered stainless steel whip minimizes range-robbing wind deflection.
- Anti-static whip ball-tip.
- New quarter-turn quick-disconnect life tested over 2,500 times.
- Easy to install. 17' pre-assembled cable, miniature in-line connector, contour-forming protective mounting gasket, hardware for both roof-top or trunk-clip mounting.
- 5-year limited warranty.

the antenna specialists co.



a member of The Allen Group
12435 Euclid Avenue, Cleveland, Ohio 44106
Export: 2200 Shames Drive
Westbury L.I., New York 11590
Canada: A.C. Simmonds & Sons, Ltd.

❄️ **Formula-1 contributes more than just performance:**

To encourage CB for serious highway communications, we're donating \$1.00 to REACT International for every *Formula-1* purchased in 1981. Join REACT. Get involved. Ask your dealer.





Free!

Look at this fantastic offer from Poly Paks!!
BUY SEVEN JUMBO PAKS AND CHOOSE TWO FREE!!

ALL JUMBO PAKS PRICED AT \$2.99 ea.
Indicate your free JUMBO PAKS with letter "F"

400-PRE-FORMED 1/4 WATTERS, popular values, some 5 & 10%ers,	(#6248)
35-UPRIGHT ELECTROS, 100%, assorted values & voltages, marked,	(#3226)
75-CABLE TIES, 4" non-slip white plastic, like Ty-wrap,	(#5218)
50-MINI POTS, pc style, single turn, assorted values,	(#3345)
150-PC. CAPACITOR SPECIAL, asst. mylars, polys, micas, etc. 100% good,	(#6264)
175-1/4 WATT RESISTORS, asst. carbons, carbo-films, some 5%ers,	(#597A)
60-POLYSTYRENE CAPS, assorted types, styles & sizes, all good,	(#2729)
SURPRISE PAK Assortment of IC's, caps, pots and parts of every description	(#6648)
175-HALF WATTERS, 100% color coded resistors, asst. values,	(#3048)
175-MOLEX SOCKETS, "on a strip", make your own pc sockets,	(#6255)
400-PRE-FORMED 1/4 WATTERS, assorted values, precut for PC appl.,	(#6622)
24-MINI-BULBS, ASST. VOLTAGES & base styles, some colored,	(#6757)
75-LONG LEAD DISK, prime, marked caps, assorted material,	(#2598)
50-SLIDE SWITCHES, various shapes, sizes and types	(#2726)
25-MICRO MINI REED SWITCHES, 1" long, for alarms, relay systems, etc.,	(#6263)
50-THERMISTORS, various types & styles, neg. coefficient, 100%	(#4089)
200-PRE-FORMED DISCS, caps w/leads for PC use, mixed values,	(#2605)
50-AXIAL ELECTROS, asst. values, volts, sizes, what a buy!	(#3227)
100-PLESSY CAPS, ceramic blocks in assorted sizes & values,	(#6221)
3-WATCH GUTS, 5-function, LED style, assorted sizes, untested	(#6287)
6-TIME DELAYS, solid state, asst. from 450 mSec to 8 Sec.	(#6758)
100-PLASTIC TRANSISTORS, untested, to-92, asst. types	(#2604)
50-TRANSISTOR ELECTROLYTICS, epoxy encapsulated, asst. values,	(#2747)
20-SLIDE VOLUME CONTROLS, various values & types, for HI-FI, etc.	(#3057)
500-PC.-HARDWARE SURPRISE, (approx.) 1 lb. asst. screws, washers, etc.,	(#6271)
100-POWER RESISTORS, 3 to 7 power resistors,	(#6281)
100-2 WATT RESISTORS, assorted carbons, films etc. some 5%ers,	(#6238)
24-SKINNY TRIM POTS, multi & single turn, asst. values & types,	(#6285)
15 CRYSTALS, assorted types, some H/U, some frequency marked,	(#6256)
20-9V BATTERY CLIPS, snap connector, coded, insulated leads,	(#6288)
4 HEAVY DUTY LINE CORDS, white, 2 cond. 6ft., 16 gauge	(#6292)
200-PRECISION RESISTORS, 1/2 W, 1%, axial	(#428)
30-PANEL SWITCHES, assorted rotary, micro, slide, etc.,	(#6629)
20-PAIRS-RCA PLUGS & JACKS, popular for HI-FI, speakers, etc.	(#6630)
4-2N3055 NPN TRANSISTORS, 115 watts, 15 amps, TO-3, 100% material,	(#6633)
5-LINE CORDS, heavy-duty, 18 gauge, 6', molded plug, 2-cond.	(#6499)
20-2N3055 HOBBY TRANSISTORS, manu. fallout, TO-3, U-test,	(#6624)
25-PLASTIC POWERS, 25 watt, npn & pnp, 50-200 byco, TO-220	(#6237)
150-"4000" RECTIFIERS, IN4000 series, may include: 50 to 1000V	(#2417)
400-PRE-FORMED 1/4 WATTERS, popular values, some 5 & 10%ers	(#6248)
30-SCRs & TRIACS, assorted values, 10 Amp TO-220, untested	(#6337)
60-IN914 SWITCHING DIODES, 4 nsec, axial, glass, untested	(#6244)
30-INSTRUMENT KNOBS, for half round shafts, some w/pointers,	(#6496)
35-STEREO INDICATORS, tiny red 1.5V bulbs, for HI-FI replacement	(#6244)
40-EDGE CONNECTORS, asst. 4 & 6 pin, 2-sided, pc leads	(#6364)
6-MINI-MOTORS, type RE58, 1.5-6VDC, color-coded wire leads	(#6718)
25-NE-2 BULBS, neon, for 110 VAC, requires resistor, (not incl.)	(#2613)
100-METALLIC RESISTORS, mostly 1/2 watters, asst. val. 1-5% tol.	(#6280)
4-3AMP 125 VAC GLASS CIRCUIT BREAKERS	(#6295)
40-VOLUME CONTROLS, assorted values & types	(#6331)
25-2N3904 TRANSISTORS, 100% material	(#6370)
28-COLORED 20 MIL FIBERS, 2' lengths, assorted colors	(#6768)

experimenter's corner

Figure 4 shows a practical green-leaf detector circuit. As in the previous experiment, two LEDs function as narrow-band wavelength detectors.

In operation, each LED is reverse-biased and connected to a series resistor ($R1$ and $R5$) across which a voltage drop appears when light striking the LED generates a photocurrent. The series resistor for the GaAsP LED ($R1$) has a much larger resistance than that for the GaAs:Si LED ($R5$) because the GaAsP LED is not as sensitive to light.

The output voltages generated by the two LEDs are applied to the inverting inputs of two comparators ($IC1A$ and $IC1B$). When the light level is sufficiently high, the outputs of the two comparators go low. Otherwise the outputs remain high.

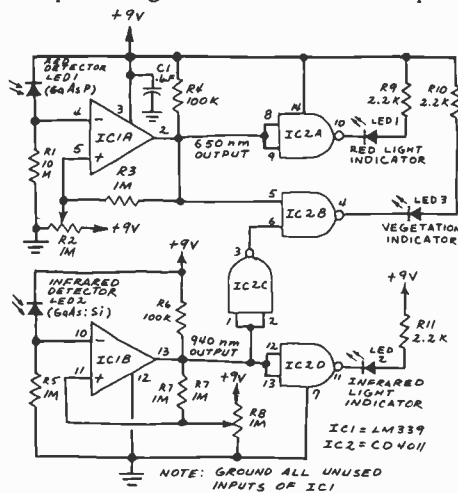


Fig. 4. Circuit for remote sensing of green vegetation.

The required Boolean function for the truth table is implemented by two of the four NAND gates in a 4011 ($IC2B$ and $IC2C$). When both detectors receive reflected light from a leaf illuminated by sunlight or a bright incandescent lamp, the output of comparator $IC1A$ stays high and that of $IC2B$ goes low. This combination is decoded by NAND gates $IC2B$ and $IC2C$, and VEGETATION INDICATOR $LED3$ glows. The LED is dark for any other combination of inputs.

For preliminary work, assemble the circuit in Fig. 4 on a solderless breadboard. The two detector LEDs should be mounted next to one another and installed in an opaque housing such as a short length of heat-shrinkable tubing.

Before it can be used, the circuit must be calibrated. The calibration procedure is greatly simplified by the three LEDs. Begin by rotating the wiper of trimmer potentiometer $R2$ until $LED1$ just begins to glow. Then rotate the wiper of $R8$ until $LED2$ just begins to glow. Indicator $LED3$ should now be dark.

Now place a white card a few centimeters from the two detector LEDs, and illuminate the card with a bright incandescent lamp or sunlight. Both $LED1$ and $LED2$ should darken, and $LED3$ should remain dark. If either $LED1$ or $LED2$ remains on, adjust the appropriate potentiometer until the LED functions properly. If this fails to solve the problem, make sure the fields of view of the chips in each LED are not blocked by the edge of the opaque tube and illuminating the LEDs from behind.

The circuit is now ready for use. Leave the light source in place and remove the white card. Both $LED1$ and $LED2$ should glow. Then place a fresh green leaf where the card was located. Indicator $LED1$ should continue to glow, and $LED2$ should darken. Diode $LED3$ will glow to indicate the presence of a leaf.

With careful adjustments, the circuit will detect a single leaf up to 10 centimeters away. Under the proper conditions, trees and shrubs illuminated by bright sunlight can be detected over much greater distance.

To Be Continued. Next month, we will look at a remote-sensing circuit designed by NASA to distinguish between green vegetation, bare ground, water, and clouds or snow. We will also experiment with a simple dual-LED method for detecting water vapor. ◇

TOXIC GAS TRANSDUCER

- Indispensable in Trailers & Motor Homes
- Ideal Bilge Monitor For Boats!

The Figure Toxic Gas Sensor utilized advanced semiconductor technology to provide detection, and subsequent warning of toxic gases such as carbon monoxide, methane, natural gas, L.P.G., butane, etc. Long life (up to 10 years). High Reliability, and compact dimensions (only 5/8" dia x 3/8"). Requires a stabilized 5V heater supply and circuit voltage not exceeding 24 volts. Comes with complete specs and hookup instructions. Order Today!

Cat. No. 6836
\$7.95 ea. 2 for \$15.00 Qty.

LED BAR GRAPH DISPLAY

- Ideal Replacement For Analog Meters
- More Accurate Than Traditional Meters
- Uses Includes: VU Meters, Power Level Indicators, SWR Meters and More!

Unit consists of 10 bright Red LED's encased in a 1 3/8" x 1/4" x 3/4" plastic enclosure and terminating in 3/16" PC style leads. Common Anode device operates on 2V max. * between 20-285mA. Requires driver circuitry appropriate for intended application (not included). Comes with hookup instructions & typical driver circuit schematic. Cat. No. 6922



\$5.98 ea.
2 for \$11. Qty.


MOTOROLA AM AUTO RADIO

Features include: Station pushbutton tuning, concentric control knobs for DUAL VOLUME & SPEAKER BALANCE/STANDBY/TUNING, as well as an attractive black lacquer with chrome-colored trim. Requires 12 VDC, Neg. Gnd., 4 to 8 ohm speakers.

\$16.88 Cat. No. 6920 Qty.

ELECTRONIC COMPUTER GAME BOARD

- Free Case With Heavy Fasteners
- 4 Different 3MM Levels
- Includes: Lights & Sounds
- Includes: Microprocessor Chips, plus all Necessary Driving Components
- Fully Assembled in Case
- Game plays the "SIMON or EMBLEM"



\$6.49 ea.
2 for \$12. Cat. No. 6913 Qty.

POLY PAKS

P.O. BOX 942, PE-7
S. LYNNFIELD, MA. 01940

Total Amount of Order \$ _____

INCLUDE SHIPPING AND HANDLING: U.S., ADD \$3.; FOREIGN, ADD \$7.
MASS. RES. ADD 5% SALES TAX.

NAME _____

ADDRESS _____

CITY _____

STATE _____ ZIP _____

Enclosed is CHECK, MONEY ORDER

Charge my MASTERCARD VISA

ACCT. # _____ EXP. DATE _____

Order By Phone 1-617-245-3828

ORDERING INSTRUCTIONS • Indicate quantity on line or box near item desired • Complete coupon section • Cut out Ad and mail to Poly Paks, Inc.

Send me your FREE catalog

DX LISTENING

By Glenn Hauser

Slow Scan Television on Shortwave Broadcast

FOR YEARS, hams have been sending each other slow-scan television (SSTV) pictures. Now, broadcasting stations are experimenting with SSTV transmission.

While ordinary (fast-scan) TV requires a bandwidth of several megahertz, that of SSTV is no more than an ordinary SSB signal so it can be sent on existing shortwave facilities, whether amateur or broadcast. The price paid for this narrow bandwidth is reduced definition (clarity) and a great increase in the time it takes to send one single frame. It takes eight seconds, in fact, which means that motion cannot be conveyed, so a more appropriate name might have been "fast scan facsimile".

Nevertheless, the prospect of being able to see still pictures from shortwave broadcast stations is intriguing. During certain programs (the news, for instance) stations with more than one frequency in use could send voice on one and accompanying slides on the other. A small investment in amateur SSTV equipment would be necessary, but transmitters would not need to be modified. However, SSB provides better results on SSTV than does AM.

The major obstacle at this point is the lack of SSTV equipment among shortwave listeners, which is not surprising since there are no regularly scheduled SSTV broadcasts! If some station took the plunge and began SSTV transmissions on a regular basis, people would be encouraged to buy the equipment. If the latter were receive-only, it would cost considerably less than amateurs pay for two-way capability.

Already there are some nonamateurs who have SSTV receiving capability. One spur to this was the rapid retransmission by SSTV of pictures just received from the Voyager mission, thanks to ham station W6V10 at Jet Propulsion Laboratory.

Within the past few months both *Israel Radio* and *Radio Sweden* have carried out experimental SSTV transmissions, and more are expected. The inventor of SSTV, Cop Macdonald, VE1BFL, prepared the test on Radio Sweden, and sent us the accompanying photo of one of the eleven pictures transmitted, as he received it in Prince Edward Island off the air from Radio Sweden. Thanks also to Dr. John H. Woodruff of Durham, New Hampshire,



who is not a ham but monitors SSTV, for sending us photos of the same tests. His receiver was a battery-operated Sony ICF-5900W, with a Robot 400 scan converter, and a 5-inch GBC video monitor.

In the field of fast-scan TV, we must note a remarkable achievement: Jerry Pulice in New York succeeded in viewing snow-free pictures from New Zealand television on 45 MHz, March 10.

Country by Country.

Brazil. If *Radio Nacional*, Brasília, has a youthful sound, there's good reason. Taking over last November as director of the external service was 22-year-old Antonio Augusto Silva, who went to high school in New Mexico, writes flawless English, and was profiled by Robert Horvitz in the April *Review of International Broadcasting*. Silva attributes his success to experience and being in the right place at the right time.

Costa Rica. Ever since its leftist orientation became apparent once it went on the air in 1979, *Radio Noticias del Continente* has been threatened by right-wing military dictatorships in South America. It is hard to imagine any shortwave station of any political stripe having such an impact on North America. The "southern cone" military dictatorships brought pressure to bear on the Costa Rican government to close the station down. Freedom of the press is more of a tradition in Costa Rica than

Remove Vocals

Remove the lead vocal and substitute your own voice with most stereo recordings using our new, low cost VOCAL ZAPPER™. Great for practice, professional demos or just for fun.

WITH THE

VOCAL ZAPPER™



FROM

PAIA Electronics, Inc.

1020 W. Wilshire, Oklahoma City, OK 73116 (405)843-9126

- Rush my Vocal Zapper Kit, \$24.95 plus \$3 postage & handling enclosed.
- Send assembled Vocal Zapper, \$39.95 plus \$3 postage & handling enclosed.
- Send Free Catalog

name _____

address _____

city _____ state _____ zip _____

Visa MC card no. _____

PAIA Electronics, dept. 7P, 1020 W. Wilshire, Okla. City, OK 73116

CIRCLE NO. 48 ON FREE INFORMATION CARD

SEE YOUR DEALER TODAY

DEMAND THE ORIGINAL

'Firestik'®

The #1 Helically Wire-Wound and Most Copied Antenna in the World!
27MHz AM/FM/SSB CB

2 METER • MARINE TELEPHONE
LAND MOBILE TELEPHONE

FIBERGLASS ANTENNAS
AND ACCESSORIES.

**NEW
CORDLESS
TELEPHONE
ANTENNA**

INCREASES DISTANCE
5 TO 20 TIMES

Dealer & Distributor Inquiries Invited
SEND FOR FREE CATALOG

'Firestik' Antenna Company
2614 East Adams/Phoenix, AZ 85034

Name _____

Street _____

City _____

State _____ Zip _____

Serving the CB and
Communications Market Since 1962.

5-YEAR REPLACEMENT WARRANTY

CIRCLE NO. 24 ON FREE INFORMATION CARD

NORMARK®

introduces

**Factory Accessories
For
The Do-It-Yourselfer:**

Power Windows

Power Door Locks

**Automatic Headlight
Control**

Lights-On Alarm

Wiper Delay Control

**Power Trunk/
Hatchback Release**

**Low Washer Fluid
Alarm**

**Low Coolant Level
Alarm**

Low Fuel Alarm

Electronic Dipstick™

Normark has just what your car, truck or van needs. Write for a complete catalog and name of your local dealer.

NORMARK
Manufacturing Corporation
2000 Hurd Drive Dept. PE-7
Irving, Texas 75062
(214) 659-1800

dx listening

most other Latin American countries, so it was necessary to get the station on some other grounds. Finally, in February RNC was ordered to close because an unauthorized cache of arms had been found at the station. It maintains they were planted, but complied with the order and closed March 7, after several days of broadcasts in its own defense, including statements of solidarity from many other international broadcasters, including *Radio Mexico*, *Radio Canada International*, and *Radio Sweden*.

Radio Noticias del Continente planned to continue functioning as a news agency rather than a broadcaster on 9615 kHz, and expected many of the stations expressing solidarity with it to broadcast programs it produces. Its equivalent is reported to have moved from Costa Rica and might turn up in Nicaragua.

Cuba/Florida. Anti-Castro elements continue regular broadcasts ranging from the mild to the rabid. Their favorite haunt is the 7000-7100-kHz range between 8:30 and 10:30 pm (ET). Among the names they go by, as reported by monitor Steve Reinstein, are: *Radio Trinchera*, *La Voz de Cuba Independiente y Democrática*, *La Voz Cristiana de Cuba*, *La Juventud Progresista Cubana*, *La Voz de Alpha 66*, *Radio Abdala*, *Radio Libertad Cubana*. A U.S. attorney has refused to prosecute one such operator, a ruling which is expected to encourage more anti-Castro stations.

Gabon. After a year of moldering in the jungle, *Africa Number One* returned to the air in February. Despite its obvious French connection, the station billed itself as "an African station for Africans", which could also be heard clearly in North America thanks to its 500-kilowatt power, on 4811 kHz, opening at 0500 GMT and before closing at 2300 GMT. On other frequencies, it relays *Radio France Internationale*.

Honduras. Also in February a new station appeared on 4910 kHz, called *La Voz de la Mosquitia* (named after the country's eastern coastal region). *HRXX*, Puerto Lempira, is operated by a family of southern Baptist missionaries who speak Spanish with a pronounced American accent. Jack Jones in Mississippi reports the schedule as 0000-0300 and 1200-1400 GMT, with an English segment around 0100.

Ireland. Since the Irish government is not interested in external broadcasting, it has fallen to an unofficial station, *Radio Dublin*, to represent this country to the world. The station has done surprisingly well with its 400-watt transmitter, last reported on 6908 kHz. Though a 24-hour operation, reception in North America peaked around 0600 in the winter. It is less likely to be heard in the summer. The station hoped to get a second-hand transmitter of somewhat higher power, and to use higher frequencies which would propagate much better—14400 or 28000 kHz.

Lebanon. Another unofficial station is

EAST / WEST

MEGA SALES CO

SPECIAL OF THE MONTH!



ATARI 800
32K
\$779



APPLE II PLUS
48K
\$CALL

EPSON MX-80 PRINTER

INTERFACES: IEEE \$55,
TRS•80 \$35, RS • 232 \$70,
APPLE INTERFACE
+ CABLE \$90.



CALL FOR PRICE



RADIO SHACK
16K Level II Model 3
\$839

NEC 5510 SPINWRITER	\$2595
INTERTEC SUPERBRAIN	
64K RAM	\$2849
OKIDATA MICROLINE - 83	\$ 799
OKIDATA MICROLINE - 80	\$ 399
APPLE DISK	
w/3.3 DOS Controller	\$CALL
APPLE DISK w/o Controller	\$CALL
BASE II Printer	\$ 599
DIABLO 630	\$ 2145
w/Tractor Option	\$ 245
HAZELTINE 1420	\$ 799
NORTHSTAR HORIZON 32K QD	\$ 2975
ATARI 400 16K	\$ 349
RADIO SHACK 64K Model 2	\$ 3245
ANADEX DP - 9500	\$ 1295
NEC MONITOR	229
TELEVIDEO 912C	\$ 669
TELEVIDEO 920C	\$ 729
TELEVIDEO 950	\$ 959
ATARI 825 Printer	\$ 619
ATARI 850 Interface	\$ 139
Or both together	\$ 749
ATARI 810 Disk	\$ 449

**TWO WAREHOUSE LOCATIONS
TO ENSURE FAST DELIVERY!**

EAST COAST

1-800-556-7586

12 Meeting Street
Cumberland, RI 02864
1-401-722-1027

WEST COAST

1-800-235-3581

3353 Old Conejo Road
Newbury Park, CA 91320
1-805-499-3678
CA. 1-800-322-1873



MEGA SALES CO


PRO/GRIP

Disc Stabilizer

Dish warped records won't play? PRO/GRIP'S unique spindle locking system eliminates record dish warp. Just press the button and it's gone.

The ADC PRO/GRIP™... \$24.95.
For your nearest dealer call
(800) 243-9E44.

ADC



CIRCLE NO. 3 ON FREE INFORMATION CARD

SAVE!

MONEY • TIME • FREIGHT

QUALITY STEREO EQUIPMENT
AT LOWEST PRICES.

YOUR REQUEST FOR QUOTA-
TION RETURNED SAME DAY.

FACTORY SEALED CARTONS—
GUARANTEED AND INSURED.

SAVE ON NAME BRANDS LIKE:

PIONEER	SANSUI
KENWOOD	DYNACO
SHURE	SONY
MARANTZ	KOSS

AND MORE THAN 50 OTHERS
BUY THE MODERN WAY
BY MAIL—FROM

ia
illinois audio

BANK CARDS ACCEPTED
12 East Delaware
Chicago, Illinois 60611
312-664-0020
800-621-8042

CIRCLE NO. 32 ON FREE INFORMATION CARD

dx listening

the *Voice of Hope*, operated from "Free Lebanon" (the southern border area adjacent to Israel) by a California missionary organization called High Adventure. It began on mediumwave only, but in February added a shortwave outlet of 6215 kHz, which could be heard in North America around 2100 and 0400 GMT. The station bills itself as "WORD" and "KING" with pseudo-American call letters; also as "King of Hope", and more recently added a TV station called "Star of Hope". The radio station mixes country music with biblical passages, and gives the military leader of the area, Major Sa'ad Haddad, all the air time he wants. Although beyond its jurisdiction, the U.S. State Department is not at all happy with this station, which it says is an obstacle to peace in the area as Maj. Haddad uses it to promote his differences with the Beirut government.

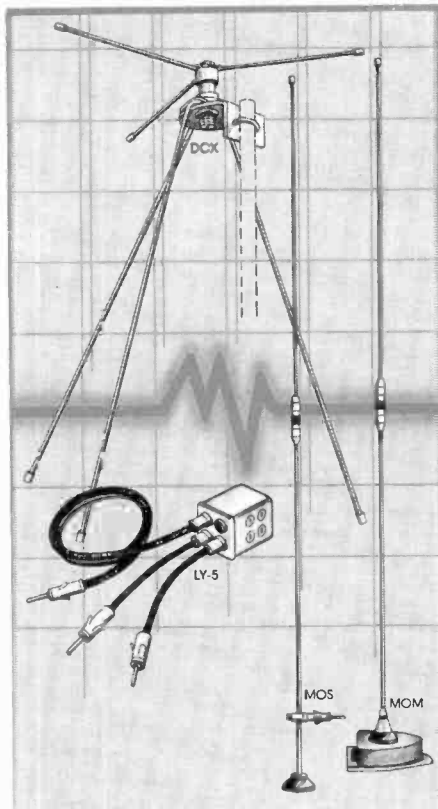
Mexico. Two 49-meter stations are having a terrible time staying on their authorized frequencies. Our monitor in Monterrey, Horacio Hinojosa Arce, has been keeping track of their fluctuations. The new station *XEUJ*, Linares, Nuevo León, succeeded in landing on its proper frequency of 5980 kHz only once, and on other days varied all the way from 5865 to 6095 kHz. Mexico City's *Radio Mil* has reactivated its shortwave outlet, supposed to be on 6010 kHz, but appearing as far down as 5850.

Nicaragua. Turnabout is fair play. The Sandinista government was confronted by a "counter-revolutionary" clandestine station which came on the air in April, called *Radio Quince de Septiembre* (named after Nicaragua's original independence day). Sponsored by a group called the Nicaraguan Democratic Revolutionary Alliance, it has one-hour broadcasts at 0400 and 1100 GMT on 5565 kHz (variable ± 5).

Paraguay. *Radio Nacional* has finally activated a high-power transmitter, on 11914.25 kHz, marking for many the first opportunity to hear this country clearly. Spanish broadcasts in the 2300-0200 GMT period appear to be simulcasts of domestic programming, including transcriptions from European and North American stations at 0030. Don't be fooled!

United Arab Emirates. *UAE Radio*, Dubai, is another station new to the international broadcasting scene, and also relying on simulcasting its domestic service which, fortunately, contains some English segments, best heard in North America at 0330-0400 on 15320 and 17775 and at 1615-1650 on 17710 and 21655 kHz. Frequencies change without notice and the station has caused considerable interference to others, but its newscasts in English followed by features on Arab history and culture have received good marks from several of our listeners.

English-Language Listings. The following changes and additions should be made to the listings that appeared in



HUSTLER Monitor Antennas Bring In All Of The Action

If you aren't using a Hustler Monitor Antenna, you're missing the action!

With a Hustler Discone or Mobile Tri-Band monitor antenna, your scanner will bring in every band — clearly and quietly from greater distances. And every Hustler monitor antenna meets the highest standards of quality and engineering in the industry — our own.

Our vertically-polarized DCX Discone Model covers all public service frequencies from 40 - 700 mHz. And, its unique coilless design minimizes signal loss.

Hustler's popular Monitor Match™ utilizes your car's antenna for up to five different bands. And, Hustler Tri-Band mobile antennas offer you more mounting configurations, plus the reliability of top-grade components throughout every model.

Don't miss any of the excitement. Bring it all in with a Hustler — Still the standard of performance.


HUSTLER

3275 North "B" Avenue
Kissimmee, Florida 32741

An **AMATEUR** Company

CIRCLE NO. 31 ON FREE INFORMATION CARD

New from



ILP MOS

POWER AMPLIFIER MODULES

60 and 120 watt power amplifier modules utilizing the latest technological advance in audio... the MOSFET. They provide faster slew rate and complete absence of crossover distortion. They are immune to thermal runaway, increasing long term reliability and eliminating the need for complicated protection circuitry which can add distortion. Can operate into complex loads without difficulty.

Like all ILP power amplifiers, the new MOSFETS are fully encapsulated to built-in heatsinks, require no external parts, need only FIVE CONNECTIONS, and are warranted for FIVE YEARS.

PERFORMANCE SPECIFICATIONS:

Frequency response — 15 Hz — 100 KHz (—3 db). THD (Typical at 1 KHz) — 0.005%. IM (60 Hz and 7 KHz sine wave, 4:1 ratio) — .006%. S/N Ratio (DIN standard) — 100 db. Slew rate — 20 V/μs. Rise time — 3 μs. Input sensitivity/impedance — 500 MV/100k ohm. Output impedance — 4 ohms to infinity. Damping factor — 400.

MOS120 60 watt MOSFET Power Amplifier (8 ohms) \$ 79.95
MOS200 120 watt MOSFET Power Amplifier (8 ohms) \$129.95

HYBRID POWER AMPS



- Built-in heatsinks
- 5 connections
- 5 year warranty!
- Protected circuitry
- No external parts required

PERFORMANCE SPECIFICATIONS:

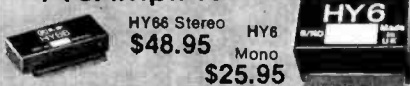
Frequency response — 15 Hz — 50 KHz (—3 db). THD (Typical at 1 KHz) — 0.01% IM Distortion — 0.006%. S/N ratio — 100 db. Slew rate — 15V/μs. Rise time — 5 μs. Input sensitivity/impedance: 500 Mv/100 Kohms. Damping factor — 400. Power rated into 8 ohms (except HY400 rated into 4 ohms).

HY30 (15 watts RMS) \$25.95
HY 60 30 watts RMS \$29.95
HY120 (60 watts RMS) 59.95
HY200 (120 watts) 79.95
HY400 (240 watts RMS) 99.95
FP480 "Bridges" 2 HY400s 20.00
for 480 watts RMS at 8 ohms.

RACK MOUNT CABINET \$49.95

Now available for MOSFETS, HY120, 200, or 400. Back panels are pre-cut for 2 amp modules. Power supply mounts inside chassis. Screened face-plate (19" x 5")

PreAmplifiers



HY6 Stereo \$48.95
HY6 Mono \$25.95

Inputs for RIAA phono, tape with monitor, tuner, auxiliary and microphone; full tone control circuitry. Incredible performance: Response DC to 100 KHz, distortion 0.05%, S/N 90 db. Output to 4.5 V RMS. Supplied with edge connectors. Compact. Reliable. Internal voltage regulation — use from 15 to 50 V safely!

Power Supply Units

Circuit boards with all components plus TOROIDAL transformers (except PSU30 and 36). Toroids are half the size and weight of conventional transformers; and are quieter and more efficient. Note: HY6 and HY66 can also be powered from any supply.

PSU50 (±25V) for 1 or 2 HY50 \$33.60
PSU80 (±35V) for 1 HY120 51.00
PSU70 (±35V) for 1 or 2 HY120 64.00
PSU75 ±45V for 1 or 2 MOS120 64.00
PSU90 ±45V for 1 HY200 65.50
PSU85 ±45V for 1 MOS200 72.00
PSU180 (±45V) for 1 HY400 or 2 HY200 89.50
PSU185 (±55V) for 1 or 2 MOS200 95.00
PSU38 (±20V) for 1 or 2 HY30 33.60
PSU30 (±15V) for 12 HY6 or 6 HY66 22.95

Gladstone Electronics

901 Fuhmann Blvd., Buffalo, New York, 14203.

Phone Orders (716) 849-0735

Visa or Mastercard

Mail Orders: Check (Certified), or Money Orders. No C.O.D.'s. Please add 5% shipping, CIRCLE READER SERVICE FOR CATALOG

CIRCLE NO. 25 ON FREE INFORMATION CARD

dx listening

the June issue. To make the corrections as concise as possible, only the GMT, station name, and frequency correction are given.

0900-1000, AFRTS, drop 11805 and 9700
1045-1100, R. Bucharest, 17870, 15250

SATELLITE HOME EARTH STATIONS

Complete — \$2495.00,
IMMEDIATE SUPPLY

Satelco
5540 W. Pico Blvd.
Los Angeles, CA 90019
(213) 931-6274

CIRCLE NO. 62 ON FREE INFORMATION CARD

- 1100-1300, R. Australia, add 17795
1200-1230, R. Kol Israel, add 21600
1200-1230, R. Finland, add 17800
1200-1255, R. Peking, add 11945
1230-1325, R. Finland, add 17800 (Sun.)
1300-1700, WYFR, 9535, ex-11830
1430-1520, R. Nederland, add 15560
1600-1615, R. Pakistan, 21757
1600-1800, AFRTS, 15345, ex-15430
1615-1650, UAE Radio Dubai, 21655, 17710+, ex-1630-1700
1645-1740, R. Pakistan, 11672, ex-9460
1700-1730, HCJB, 17835+, ex-17790
1700-1745, BBC, 17695, ex-18080
1900-2000, HCJB, 17835+, ex-17790 and 15295
2000-2030, Kol Israel, 21495, 21675, 15415, ex-12025 and 11637
2030-2130, V. of Turkey, 9725, ex-9615
2100-2155, R. RSA, 11900, 9585, ex-17780, 15155
2115-2245, R. Cairo, 9805
2130-2200, HCJB, 17835+, ex-17795, 15295
2200-2215, R. Japan (via Portugal), 15425, ex-11955
2200-2300, V. Turkey, add 11770
2200-0200, AFRTS, 17765, ex-25615
2230-2300, Kol Israel, 21710, 15415, ex-12025
2230-2300, R. National Angola, add 11955
2300-2400, WYFR, 5985, not 9535
2300-2400, BBC, 9800, ex-9580
2300-2400, HCJB, 15180, ex-15350
0033-0230, HCJB, add 17885
0100-0130, R. Budapest, add 6025
0100-0500, R. Moscow, 9785, ex-9530
0200-0230, R. Budapest, 6025, ex-6000
0200-0255, R. RSA, delete 11900
0200-0255, R. Bucharest, 9510, ex-11735
0200-0330, R. Cairo, 12000, ex-12050
0230-0500, HCJB, 15360, ex-15155
0300-0330, R. Portugal, 6025(?)
0300-0426, R. RSA, 4990, ex-11900, 7270
0330-0357, UAE Radio, Dubai, 17775+, ex-11755
0400-0430, R. Bucharest, delete 11735
0400-0500, R. Sofia, 11735, 15285, 21495
0430-0457, Austrian R., add 17745
0430-0700, AFRTS, 17765, 15330, ex-9755
0500-0515, Kol Israel, 21710-, 21600, 11655, ex-17710, 15105
0500-0515, R. Japan, 15325, ex-15430
0530-0600, R. Portugal, 9575, 6155, ex-0500-0530
0530-0630, Spanish For. R., 11880, 9630, ex-0515-0615
0600-0615, R. Japan, 15325, ex-15430
0700-0715, R. Japan, 15325, ex-15430, (via Portugal) 15235, ex-15170

Olympic Sales Company

SERVING YOU SINCE 1947

Main Showroom & Offices:
216 South Oxford Avenue
Los Angeles, CA 90004

WE HONOR
VISA AND MASTERCARD
TELEX: 67 34 77
ORDER DESKS open 7 Days a Week!
7:00 AM to 7:00 PM Mon thru Sat
Sunday Noon to 5:00 PM
Order Desks: (213) 739-1130
TOLL-FREE TOLL-FREE
(outside Calif.) (within Calif.)
800-421-8045 800-252-2153

Write & request our FAMOUS Catalog!
Hundreds & hundreds of products from many manufacturers such as SONY, CASIO, VICTOR, CODE A PHONE, MATTEL, SHARP, CANON, and on and on... too many to list here!

All goods subject to availability; this ad supersedes all previous ads; we are not responsible for typographical errors; we will meet or beat any advertised prices if the competition has the goods on hand. Minimum shipping and handling \$4.95. All orders subject to verification and acceptance.

hp HEWLETT PACKARD

Model	Retail Price	Your Cost
HP 85 Microcomputer	3250.00	2895.00
HP 83 Microcomputer	2750.00	2195.00
16K Exp-Memory Module	795.00	759.95
Graphics Plotter 7225	2540.00	2089.95
Personality Mod. for 7225	750.00	619.95
2631B Impact printer/hvy duty	3950.00	3295.00
Option 020 for 2631B	150.00	129.95
829025	1300.00	1149.95
9895A 8" Dual Drive	8950.00	5595.00
Graphics Tablet 5111A	2050.00	1699.95
HP 41CV New 2.2K bytes mem	325.00	259.95
HP 41C Calculator	250.00	189.95
Card Reader for 41CV/C	215.00	169.95
Printer for 41CV/C	385.00	284.95
Optical Wand for 41CV/C	125.00	91.95
System One (41CV & Card Rdr)	495.00	394.95
System Two (41CV & Card Rdr)	840.00	669.95
Quad Ram module 4 Mem. Mgmt	95.00	84.95
Memory Modules for 41C	75.00	59.95

HP 87 Programmable Printer 750.00 579.95
HP 67 Programmable Calculator 375.00 297.95
HP 34C Programmable Scientific 150.00 117.95
HP 38C Programmable Bus. R/E 150.00 119.95
HP 32E Adv. Scientific 55.00 46.95
HP 37E Business Mgmt. 75.00 58.95

We carry a large inventory of Libraries, accessories and supplies.

Texas Instruments

TI-99/4 Home Computer 950.00 449.95
★ FREE \$100.00 worth of software/books from Texas Instruments with purchase of TI-99/4. Offer ends June 30, 1981.

10" Color Monitor for 99/4 650.00 319.95
32K Exp. Mem. Module 399.95 314.95
Extended Basic, a MUST for 100 75.00
32K Module 150.00 129.95
Speech Synthesizer 150.00 129.95
Disk Memory Drive 500.00 397.95
RF Modulator 69.50 49.50
Telephone Coupler (Modem) 225.00 189.95
Printer (solid state) 400.00 319.95
TI-59 Programmable Calculator 795.00 199.95
TI-58C Programmable Calculator 130.00 93.95
PC100C Printer/Plotter for 59/58 225.00 149.95

apple computer

We are an AUTHORIZED SERVICING APPLE DEALER
The best price in America!

16K-32K-48K-96K-128K Drive with controller DOS 3.3 and others... 80 column cards, Dow Jones & Quate Reports, DC Hayes Micromodem II and others.

OHIO SCIENTIFIC

Professional Calculators Retail Your Cost
C8PDF-48K 3295.00 2995.00
• Dual 8" Drives • 64 col. x 32 line/scroll
• 7 MIP'S FAST • Many more standard features

ATARI PERSONAL COMPUTER

800 16K bytes of RAM 1080.00 759.95
410 Program Recorder 90.00 79.95
810 Disk Drive 500.00 469.95
825 Printer 180 col 999.95 719.95
Centronic 7371
820 Printer (40 col/impact) 450.00 359.95
830 Acoustic Modem 200.00 159.95
850 Interface Module 220.00 179.95
Atari VisiCalc 200.00 169.95
Large inventory of software and accessories.

PRINTERS

• OIBL0 (Letter Quality) 1600.00 1199.95
• 630 R102 of direct/tractors 2955.00 2699.00
• 1640K 105 keyboard, tractors 3072.00 2899.95
• 630 RD Receive only 2710.00 2499.95
• 1650K 138 keyboard/tractors 3270.00 2999.95

• CENTRONICS dot matrix
700 8 Parallel, heavy duty 1460.00 1199.95
700 8 Serial, heavy duty 1795.00 1599.95
737 1 Parallel 995.00 799.95
737 3 Serial 1045.00 899.95
700-11 Parallel 1870.00 1699.00
P-1 Electrostatic 495.00 189.95

• PAPER TIGER
445G with Graphics 795.00 695.00
450G with Graphics 1384.00 1195.00
560G New full size 1695.00 1399.00
• EPSON
MX 80 Impact 645.00 499.95
MX 70 Impact 500.00 399.95

NEW! From TI—Series 10 995.00 795.00
Personal Information Terminal
• Internal direct connect mode
• 5 1/2" dia. monochrome screen
• 40 col. by 24 lines-up to 960 characters displayed
• EIA RS-232C interface
• Aux. port for optional hard copy print applications

WE ALSO HAVE

• NOVATION Modems Retail Your Cost
CAT 159.95 159.95
O-CAT 199.95 159.95
APPLE CAT Direct connect 349.95 314.95

• SANYO Monitors
High Resolution Number 1 set/ltr! 550.00 399.95
13" Color (new) high quality 360.00 239.95
12" Green Phosphorous 360.00 239.95
15" Black and White 340.00 219.95
15" Black and White 370.00 239.95
• 3" DVW the best seller! 235.00 169.95
• HAZETIVE Video Display Terminals
• SHUGART Disk Drives
• DEC VT100 & VT030
Call us for your DISCOUNTED price TODAY!

CIRCLE NO. 46 ON FREE INFORMATION CARD

POPULAR ELECTRONICS

ELECTRONICS LIBRARY

21 Custom Speaker Enclosure Projects You Can Build

by David B. Weems

If you'd like to build your own speaker systems and need a source of ideas and

accurate information, this book probably has what you need. The author has assembled descriptions of 21 speaker projects, each with step-by-step details and fully supported with photos and illustrations, parts lists, and bills of materials. Among the projects are two- and three-way closed-box systems; vented systems; equalized systems; and omnidirectional systems.

Published by Tab Books, Blue Ridge Summit, PA 17214. Soft cover. 215 pages. \$7.95.

Skarbeks Software Directory

If you don't know what software, accessories, and peripherals are available for

your Apple II microcomputer or where to get what you want, this may be the book you need. This handy directory lists more than 800 programs, including games and graphics, education and business, engineering and medicine, etc. Entries are listed in alphabetical order by title, each followed by publisher or vendor, a brief description of the item, memory requirements, and suggested list price. Two indexes are provided: one alphabetical, the other by category. Published by Skarbeks Software Directory, 11990 Dorsett Rd., Maryland Heights, MO 63043. Soft cover. 364 pages. \$11.95.

(Continued overleaf)

MODEL II



\$459⁰⁰ DISCOUNT
Off List

64K 1 DRIVE \$3440.00

No Taxes on Out of Store Shipments

Immediate Shipment On Most Items

\$DISCOUNTS

TRS-80[®] DEALER A301

26-3001 4K Color.....	\$353.00
26-1145 RS-232 Board.....	84.00
26-1140 "O" K Interface.....	249.00
26-1160 Mini Disk.....	419.00
26-1172 Modem.....	135.00
Fast 100 CPS Centronics 730 Printer.....	577.00
Text Quality Centronics 737 Printer.....	737.00

1-800-841-0860 Toll Free Order Entry
MICRO MANAGEMENT SYSTEMS, INC.

DOWNTOWN PLAZA SHOPPING CENTER
115 C SECOND AVE. S.W.
CAIRO, GEORGIA 31728
GA. & EXPORT PHONE NO. (912) 377-7120

FREE
COMPUTER
CATALOG
UPON
REQUEST



26-T061 4K I.....	\$629.00
26-T062 16K III.....	865.00
26-T063 32K III	
2 Drives, RS232.....	2225.00

Largest Inventory in S.E. U.S.A.

CIRCLE NO. 42 ON FREE INFORMATION CARD

KEY SWITCH S.P.S.T. 125 VOLTS RATED 4 AMPS \$ 3.50 EA.	4PDT PRINTED CIRCUIT 12 VDC 14 pin style 3 amp contacts BRAND NEW P.C. Mount \$ 2.75 EA.
COMPUTER GRADE CAP. 1,700mfd NEW 150 VDC \$2.00 2 1/2" DIA X 4 3/4" 6,400mfd 60 VDC \$2.50 1 3/8" DIA X 4 1/4" 22,000mfd 15 VDC \$2.50 2" DIA X 2 1/2" HIGH CLAMPS TO FIT CAPACITORS 50c ea	SUPER SMALL PHOTO-FLASH 170 MFD 330 VOLT 1 1/4" X 7/8" 2 for \$1.50 10 for \$14.00
SUB MINI L.E.D. .079" x .098" 20mA @ 1.75V 10 for \$1.00 200 for \$18.00 400 for \$32.00 1000 for \$70.00	40 MFD 350 VOLTS 2 1/8" INCH X 3/4" INCH 2 FOR \$1.50
TRANSFORMERS 120 volt primaries 6 VOLTS at 150 mA \$1.25 12 V.C.T. at 500mA \$2.50 16.5 V. at 3 AMPS \$6.50	1/4" PHONE JACK MOLDED PLASTIC NO SWITCH 10 FOR \$1.00 100 FOR \$9.00 500 FOR \$40.00 1000 FOR \$70.00
4PDT RELAY POTTER BRUMFIELD 14 pin style 3 amp contacts 24 volt d.c. or 120 volt a.c. or Used but fully tested \$1.70 EA. specify coil voltage LARGE QUANTITIES AVAILABLE SOCKETS FOR RELAY 50c each	FLASHER L E D Litronix FRL-4403 diffused red led with built in flashing unit T 1 1/2 package pulse rate 3Hz / 50 ma 2 for \$1.70
22/44 EDGE CONNECTOR TIN SOLDER TAIL 156" x .200" \$1.35 each 10 for \$12.50	

ALL ELECTRONICS CORP.

P.O. BOX 20406
905 S. Vermont Ave.
Los Angeles, Calif. 90006
(213) 380-8000

Mon. - Fri. Saturday
9 AM - 5 PM 10 AM - 3 PM
SEND FOR FREE CATALOG

TERMS
• Quantities Limited
• Min. Order \$10.00
• Add \$2.00
Shipping USA
• Calif. Res. Add 6%
• Prompt Shipping

CIRCLE NO. 7 ON FREE INFORMATION CARD

The world of electronics gee-wizardry



-YOURS FREE.

32-pages of test instruments—from the latest digital multimeters to the famous EICO scopes. Security systems. Automotive and hobbyist products. Kits and assembled. EICO quality. EICO value. For FREE catalog, check reader service card or send 50¢ for first class mail.

EICO[®] 108 New South Road
Hicksville, N.Y. 11801

CIRCLE NO. 20 ON FREE INFORMATION CARD

PRO/GRAM[™]

Digital Stylus Force Gauge

With ADC's PRO/GRAM[™] your tonearm's tracking force is guaranteed accurate... digitally accurate.

The easy-to-read LED display shows exact stylus force settings between 0.5 and 3 grams in 1/10th gram increments.

The ADC PRO/GRAM... \$29.95.
For your nearest dealer call
(800) 243-9544.

ADC



CIRCLE NO. 4 ON FREE INFORMATION CARD

(Continued from page 83)

Interrelated Integrated Electronics Circuits


by R. M. Mendelson

Here's a book for the project builder. It contains details for building a diversity of interesting electronic projects, including power supplies, amplifiers, passive


circuits, test and measurement instruments, and electronic games. All told, there are 25 projects. Among the items you can build are an audio mixer, SSB detector, resistance boxes, portable DMM, battery-powered frequency counter, electronic dice, and a digital roulette "wheel." Each project is fully described, accompanied by circuit de-

scription, schematic diagram, parts list, component-layout diagram, hints on construction, and photo of the finished project. Etching-and-drilling guides for each project are contained in the appendix at the back of the book. Published by Hayden Book Co., Inc., 50 Essex St., Rochelle Park, NJ 07662. Soft cover. 128 pages. \$6.95.

All styli are not created equal.




When you select a phono cartridge, the cost will be strongly influenced by which stylus design you choose. Least expensive is the UniRadial (spherical or conical). A simple design, simply made. Or you can opt for better high frequency tracing with a BiRadial (elliptical) tip. Its more complex shape takes longer to make, so costs more. Best performance comes with a Line Contact (Shibata) tip whose shape permits the best high frequency tracing, yet whose long, narrow bearing face reduces groove pressure for longer record and stylus life. Add a positively-indexed square shank, plus laser-beam alignment of micro-polished surfaces and you have the finest stylus design available today. Make your choice with Audio-Technica. You'll hear the difference.



audio-technica

CIRCLE NO. 13 ON FREE INFORMATION CARD



FREE!

1981 DISCOUNT ELECTRONICS CATALOG

JOIN THE PAK!

Send for our Free catalog and become a member of our exclusive Pak. Our members receive Poly Paks' exciting catalog several times a year. We offer:

- Penny Sales, Free Premiums and Low, Low Prices on a wide variety of Electronic Products such as Computer Peripherals, Integrated Circuits, Speakers, Audio Equipment, Rechargeable Batteries, Solar Products, Semiconductors, and much, much more!

Take advantage of our 25 years as America's foremost Supplier of discount electronics.

RUSH ME YOUR FREE DISCOUNT CATALOG!

NAME: _____

ADDRESS: _____

CITY: _____

STATE: _____ ZIP: _____

CLIP AND MAIL COUPON TODAY TO:
POLY PAKS, INC.
 P.O. BOX 942, PO7
 S. LYNNFIELD, MA. 01940 (617) 245-3828

Bearcat® 210XL Super Scanner



Look what you get with the Bearcat 210XL. Exciting, new spaceage styling. No-crystal, pushbutton tuning. New, 18 channel, 6-band coverage of over 6000 frequencies. And features like 2 scan speeds. Automatic Squelch, Search, and Lockout. Direct Channel Access. Selective Scan Delay. And much more. There's never been a Scanner like the Bearcat 210XL.

"TAKE IT FROM A SMART OPERATOR"

Don Adams

BEARCAT 210XL SCANNER
\$229.

Add \$7.00 per scanner for U.P.S. ground shipping in the continental U.S. Send your cashier's check or money order to our address below or order by phone if you have a Visa or Master Charge card.



COMMUNICATIONS ELECTRONICS™

854 Phoenix □ Box 1002 □ Ann Arbor, Michigan 48106 U.S.A.
 Call TOLL-FREE (800) 521-4414 or outside U.S.A. (313) 994-4444

CIRCLE NO. 1 ON FREE INFORMATION CARD

AMAZING DEVICES

(((PHASERS)))

PPF-1 PHASER PAIN FIELD — This device recently developed and patented in our labs is being evaluated by law enforcement agencies for riot and crowd control. It is now available but soon will come under the jurisdiction of weapons and internal machine control making it unavailable to the public. The device is hand-held and looks like a BUCK ROGERS ray gun. It is hazardous if not used with discretion.

PPF-1 PLANS \$15.00

IPG-1 INVISIBLE PAIN FIELD GENERATOR — This amazing, simple hand-held device is about the size of a pack of cigarettes and generates a directional field of moderate to intensive pain in the lower part of the head up to a range of 50'. Device is simple and economical to make.

IPG-1 PLANS \$7.00 IPG-1K ALL PARTS \$39.50 IPG-10 ASSEMBLED & TESTED FOR ANIMAL CONTROL \$49.50

LASERS

RUBY LASER RAY PISTOL — Produces highly intense red beam, capable of burning. A hazardous device. **PLANS, PARTS, SOURCES \$15.00**

HIGH POWERED CARBON DIOXIDE BURNING AND CUTTING. Complete plans and all parts sources **\$15.00**

SOLID STATE IR 12 WATTS with built in power supply plans **\$8.00** Complete kit with collimator **\$74.00**

POCKET LASER pulsed, visible red plans **\$7.00**
 Complete kit **\$39.50** Also complete plans and parts sources for RUBY, YAG, NEODYMIUM, HeNe ARGON, DYE, NITROGEN and many more lasers.

SECURITY

SNP-2 SNOOPER PHONE — Dial home or office phone while on vacation activating sensitive mike without phone ringing. Excellent property protection and intrusion device.

SNP2 PLANS \$7.00
SNP2K ALL PARTS \$49.50
SNP20 ASSEMBLED AND TESTED \$99.50

LONG RANGE XMTR PLANS \$7.00
SEE-IN-THE-DARK PLANS \$10.00
DIRECTIONAL SHOTGUN MIKE PLANS \$8.00
SUPER SENSITIVE PARABOLIC MIKE PLANS \$8.00
SOUND & TELEPHONE OPERATED TAPE RECORDER \$7.00
CATALOG ON PLANS, KITS & FINISHED UNITS \$1.00

Send check or money order to
SCIENTIFIC SYSTEMS, Dept. Q1, Box 716 AMHERST, N.H. 03631

CIRCLE NO. 52 ON FREE INFORMATION CARD

PROJECT OF THE MONTH

By Forrest M. Mims

A Simple, Low Cost Timer

FOR simple timer applications, transistor circuits are as good as more complicated and expensive IC designs. Figure 1, for example, shows a simple timer made from only three components—a field-effect transistor (FET), a timing capacitor and a discharge resistor. A LED, protected by a current-limiting resistor, indicates when a timing cycle is complete.

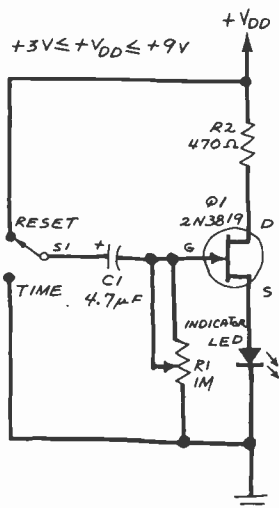


Fig. 1. Ultra-simple FET timer circuit.

The FET is responsible for the simplicity of this circuit. Its very high input impedance places a negligible load on $C1$ during a timing cycle. By contrast, a bipolar transistor would quickly discharge the capacitor and prematurely end the timing cycle. In effect, the FET serves as a high-impedance buffer between timing capacitor $C1$ and the output LED, which provides the timing indication.

When the circuit is connected to a single-ended positive supply, $C1$ is charged to $+V_{DD}$ by momentarily placing $S1$ in its RESET position. A timing cycle is initiated by placing the switch in its TIME position. This causes $Q1$ to turn off and extinguish the LED. At the same time, $C1$ begins to discharge through $R1$.

When the voltage across $C1$ decreases to approximately 0.6 volt, the FET conducts, and the LED glows to indicate completion of the timing cycle. A new timing cycle can be initiated by momentarily toggling $S1$ to its RESET position. Figure 2 is a plot of the voltage across $C1$ during a typical timing cycle.

When I used a 4.7- μF miniature aluminum electrolytic capacitor as $C1$, I could obtain a maximum time delay of approximately 10 seconds. Shorter delays can be achieved by ad-

justing $R1$ so that its effective resistance is decreased. Longer delays are available by using a component with more capacitance and less leakage for $C1$. Tantalum capacitors are well suited to such applications. Substituting a higher resistance potentiometer for $R1$ can also give longer delays.

Adding a Relay. Figure 3 shows a more practical, expanded version of the basic timer of Fig. 1. Here each of three (or more) separate capacitors can be switched into the circuit to provide different time delays without any adjustment of $R1$. Of course, $R1$ can also be adjusted if desired.

The most important addition to the circuit shown in Fig. 3 is $K1$, the output relay. Normally, $R2$ keeps $Q2$ conducting, which in turn energizes the relay coil. When a timing cycle is complete, however, $Q1$ grounds the base of $Q2$, cutting off the bipolar transistor. Diode $D1$ absorbs any high-voltage inductive kick which might be generated during the keying of the relay coil.

With this circuit, delays of ten minutes or more are possible if quality capacitors are selected. Low-leakage capacitors are a *must* for time delays of this magnitude. \diamond

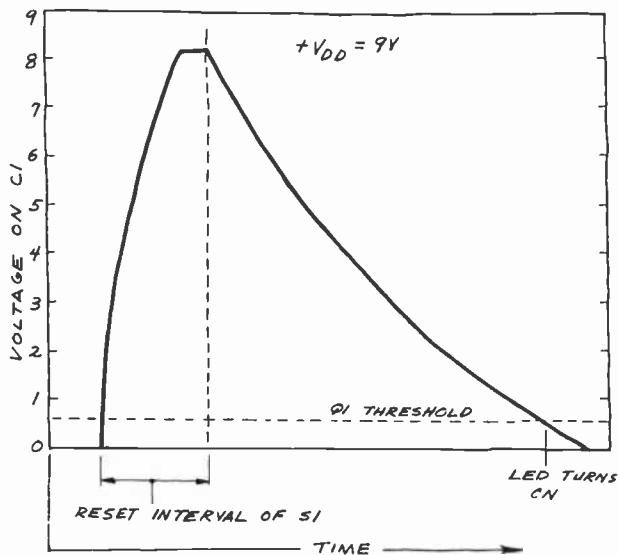


Fig. 2. Voltage on $C1$ during a timing cycle.

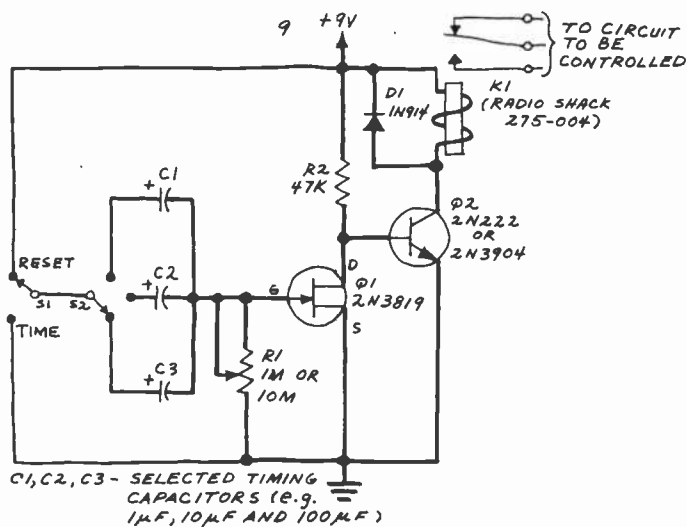
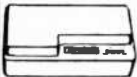


Fig. 3. A variable-delay FET timer.

ETCO

CABLE TV CONVERTERS AND OTHER GOOD STUFF!

SMASHING ALL SALES RECORDS - OUR NEW 30 CHANNEL CABLE TV CONVERTER!



Converts mid & super band cable channels for viewing on your TV set!
No. 360AE047

39⁹⁵
\$34.95 ea. / 5

HOT NEW IMPORT! REMOTE CONTROL 30 CHANNEL CABLE TV CONVERTER!

89⁹⁵
\$79.95 ea. / 5
\$74.95 ea. / 10

Includes remote TV on/off switch and fine tuning control!
No. 360VA275



ETCO MKII WIRELESS - THE ULTIMATE CABLE TV CONVERTER!



Set TV to channel 3, and the hand-held remote control does it all!
No. 360ZA008

189⁰⁰

VIDCOR 2000 CONVERTER ELIMINATES PROBLEMS WHEN VIDEOTAPEING FROM CABLE TV

89⁹⁵

Restores your VCR's capability for programming. Restores remote channel control. Enables videotaping of one cable program while watching another.
No. 360VA850



UNUSUAL FACTORY SURPLUS MID-BAND - SUPER-BAND CABLE TV TUNER



Converts cable channels to a common IF frequency. Experimenters - build cable converters, decoders, etc. With schematic. No. 360VA342

19⁹⁵
\$17.50 ea. / 10

FACTORY SURPLUS UHF TUNERS

4⁹⁵
\$3.95 ea./10

Brand new production surplus. All solid state. Ideal for experimental work building cable TV converters, etc. No. 360SU099



MINIATURE FM WIRELESS MICROPHONE



Hides in the palm of your hand. Reception on any standard FM radio or receiver.
No. 360VA342

29⁹⁵
\$27.50 ea. / 5
\$24.95 ea. / 10

QUARTER-MILE WIRELESS MICROPHONE & RECEIVER SYSTEM

69⁹⁵
\$49.95 ea. / 5

FCC approved crystal controlled wireless mike & receiver. All battery operated. Electret wide-range response. VU meter.
No. 360VA093



FACTORY SURPLUS VHF / UHF "TWIN" VARACTOR TUNERS!



Admiral No. NC 3143-1. BRAND NEW! Ideal for building or repairing electronically tuned TV "FRONT ENDS". A hard to find item at a sensational price!
No. 360VC308

39⁹⁵
\$34.95 ea. / 5

DUMPING! NORELCO ENDLESS LOOP CASSETTES!

4⁹⁵
\$4.49 ea./10

Impossible to find at any price!
3 minutes - No. 360VA605
6 minutes - No. 360VA606



IN STOCK - THE MURA CORDLESS TELEPHONE SYSTEM!



Answer & original calls with this wire less pushphone 400 Hz range. Rechargeable. Last number recall! Paging feature! Use with rotary, touch systems!
No. 360VA274

144⁸⁸
\$129.95 ea. / 5

SALE OF QUARTZ BATTERY-OPERATED CLOCK MOVEMENTS!

9⁹⁵
\$8.95 ea. / 5

Accuracy of 1 min. / year up to 4 years operation on 1 alkaline "C" cell. Imported from West Germany. No. 360VA561



20 AMP REGULATED 12VDC POWER SUPPLY!



13.8 vdc no load. 12.5 vdc full load. Easily handles ham station marine radio, SSB linear up to 400w P.E.P. Brand new, factory sealed 110 VAC. No. 360VA394

69⁸⁸
\$59.88 ea. / 5

360VA395 as above, 10 amps - \$54.95, \$49.95 ea./5

FREE OUR LATEST 98 PAGE FASCINATING CATALOG jam packed with unique items, electronic bargains and unusual offers. Write or circle the information card number below.



ETCO ELECTRONICS NORTH COUNTRY SHOPPING CENTER PLATTSBURGH, N.Y. 12901

Check with order, please. Visa & Mastercard OK. (Sorry, no C.O.D.'s. Add 15% for UPS & Handling (Excess refunded). N.Y. State residents add 7% sales tax. Dealer & Export inquiries invited. Our telephone order desk never closes. Call 1-518-561-8700.

OPERATION ASSIST

If you need information on outdated or rare equipment—a schematic, parts list, etc.—another reader might be able to assist. Simply send a postcard to Operation Assist, POPULAR ELECTRONICS, 1 Park Ave., New York, NY 10016. For those who can help readers, please respond directly to them. They'll appreciate it. (Only those items regarding equipment not available from normal sources are published.)

Concord model 104M tape recorder. Need drive belt and motor control knob. Michael Ardai, 350 East 52nd St., New York, NY 10022.

Hycon Manufacturing Co., OS-8A/U navy oscilloscope. Need schematic and manual. Everett C. Estep, 313 N.E. 99th St., Vancouver, WA 98665.

RCA model Victor R-3 radio. Need tube #UX245. John Ager, 1426 W. Farwell, Chicago, IL 60626.

Elco model 753 tri-band transceiver. Need schematic or service manual. Noel Evans, 87 Oldtown Road, Castledawson, Magherafelt, Londonderry, N. Ireland BT45 8BZ.

Dumont oscilloscope model 208B. Need instruction book and schematic. Allan Madsen, 4608-38th Ave., Salem, OR 97303.

Hickok model 6000A tube tester. Need operating manual and schematic. Guy Edwards, 104 Hancock, San Francisco, CA 94114.

Knight Kit model 83 YU144 scope. Need schematic. E. Upham, 81 Gray St., Portland, ME 04102.

Precision model 912 tube tester. Need schematic and operating manual. Truk Tidneb, 3919 19th St., San Francisco, CA 94114.

NRI model III professional resistor and capacitor bridge. Instruction manual needed. M. Match, 21B Thorne Ave., Huntington Sta., NY 11746.

Videobrain model 101 family computer. Need schematics, programming and interface information. Mel Hengen, 16312 Rainier St., Fountain Valley, CA 92708.

Instruments Design model A-100 modulation scope. Need schematic and parts list. Tom Witzgall, 345 Kearny Avenue, Apt. 3, Kearny, NJ 07032.

Electro Products model 947 stereo. Need photo fact for repair of unit. Mary Ann McGlamry, 33 Executive Park Drive NE, Atlanta, GA 30329.

Tektronix model 545 oscilloscope. Need schematic. Real Gautreau, 308 Oak St., Copperas Cove, TX 76522.

Electro Voice model 127B receiver and Lloyd's model 9N18C-82A radio. Need schematics. Dave Overton, 1709 W. 30, Austin, TX 78703.

Dumont type 350 oscilloscope. Need schematic and operating manual. Elbert Drazy, 6 Amherst Rd., Andover, MA 01810.

Heathkit Laboratory model O-12 oscilloscope. Need schematic diagram. James M. Toney, 207 Smythe Dr., Summerville, SC 29483.

Precision Apparatus Co., Inc., series E-200-C signal generator. Need operation and service manuals. John Pankow, Box 86, Chiefland, FL 32626.

B&K model 1070 circuit analyzer. Need schematic, operation and maintenance manual. Charles T. Altschul, 3911 Rhodes Ave., Charlotte, NC 28210.


Hallicrafters S-210 shortwave receiver. Need schematic, alignment information and operation manual. Roy Patterson, Box 2085, Spring Valley, CA 92077.



▲ APPLE II+ (48K) \$1299.00



TRS-80 MODEL III ▲ (48K) \$999.00



◀ ATARI 400 (16K) \$339.00


PRINTERS

- MICROLINE-80.....\$429.00
- MICROLINE-82.....\$599.00
- MICROLINE-83.....\$899.00
- EPSON MX-70.....\$419.00
- EPSON MX-80.....\$519.00
- EPSON MX-80FT.....\$619.00
- CENTRONICS 737....\$749.00

TERMS Prices and specifications are subject to change. HARDSIDE accepts VISA & MASTERCARD Certified checks and Money Orders. Personal checks accepted (takes 3 weeks to clear). HARDSIDE pays all shipping charges (within 48 states) on all PREPAID Orders OVER \$100.00. On all orders under \$100 a \$2.50 handling charge must be added. COD orders accepted (orders over \$250 require 25% deposit) there is a \$5.00 handling charge. UPS Blue Label, Air Freight available at extra cost. TRS-80, APPLE and ATARI are trademarks of Tandy, Apple Computer Co and Warner Communications, respectively.

TSE-HARDSIDE
6 South St., Milford, NH 03055 (603) 673-5144
TOLL FREE OUT-OF-STATE 1-800-258-1790

National Semiconductor Clock Modules
12VDC AUTOMOTIVE/INSTRUMENT CLOCK



APPLICATIONS:
• In-dash autclocks
• After-market auto/RV clocks
• Aircraft marine clkt.
• 12VDC opar. Instru.
• Portable/battery powered instruments.

Features: Bright 0.3" green display. Internal crystal time base. ±0.5 sec./day accur. Auto. display brightness control logic. Display color filterable to blue, blue-green, green & yellow. Complete — just add switches and lens.

MA1003 Module \$16.95


CLOCK MODULES

MA1023 .7" Low Cost Digital LED Clock Module 8.95
MA1026 .7" Dig. LED Alarm Clock/Thermometer 18.95
MA5036 .3" Low Cost Digital LED Clock/Timer 6.95
MA1002 .5" LED Display Dig. Clock & Xformer 9.95

TRANSFORMERS

102-P20 Xformer for MA1023 Clock Modules 3.49
102-P22 Xformer for MA1026 Clock Modules 3.49
102-P20 Xformer for MA5036 Clock Modules 3.49

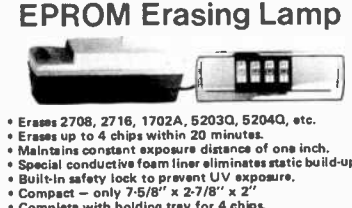
Transistor Checker



The ASI Transistor Checker is capable of checking a wide range of transistor types, either "in circuit" or out of circuit. It has been specifically designed to take advantage of the newest concept of dynamic testing under current amplifier conditions. To operate, simply plug the transistor to be checked into the front panel socket, or connect it with the appropriate test leads provided. No preliminary set-up is needed. The unit safely and automatically identifies low, medium and high-power PNP and NPN transistors. The ASI Transistor Checker also permits matching similar transistors in actual operating circuits, and provides a reliable D/D/O-D/O test of practical collector currents from 5mA on small signal types to 50mA and more on power types.

Trans-Check \$9.95


EPROM Erasing Lamp



- Erases 2708, 2716, 1702A, 5203Q, 5204Q, etc.
- Erases up to 4 chips within 20 minutes.
- Maintains constant exposure distance of one inch.
- Special conductive foam liner eliminates static build-up.
- Built-in safety lock to prevent UV exposure.
- Compact — only 7.5" x 2.7" x 2.7"
- Complete with holding tray for 4 chips.

UVS-11E \$79.95

JOYSTICKS



JS-6K 5K Linear Taper Pots \$5.25
JS-100K 100K Linear Taper Pots \$4.95
JVC-40 40K (2) Video Controller in case \$5.95

6-Digit Clock Kit



- Bright .300 ht. comm. cathode display
- Uses MM5314 clock chip
- Switches for hours, minutes and hold modes
- Hrs. easily viewable to 20 ft.
- Simulated wallnut case
- +115 VAC operation
- +12 or 24 hr. operation
- Incl. all components, case & wall transformer
- Size: 6" x 3-1/8" x 1 3/4"

JE701 \$19.95

NEW! JE215 Adjustable Dual Power Supply

General Description: The JE215 is a Dual Power Supply with independent adjustable positive and negative output voltages. A separate adjustment for each of the supplies provides the user unlimited applications for IC current voltage requirements. The supply can also be used as a general all-purpose variable power supply.

FEATURES:

- Adjustable regulated power supplies, pos. and neg. 1.2VDC to 15VDC
- Power Output (each supply): 5VDC @ 500mA, 10VDC @ 750mA, 12VDC @ 500mA, and 15VDC @ 175mA.
- Two, 3-terminal adj. IC regulators with thermal overload protection.
- Heat sink regulator cooling
- LED "on" indicator
- Print Board Construction
- 120VAC input
- Size: 3-1/2" w x 5-1/16" L x 2" H

JE215 Adj. Dual Power Supply Kit (as shown) \$24.95

(Picture not shown but similar in construction to above)
JE200 Reg. Power Supply Kit (5VDC, 1 amp) \$14.95
JE205 Adaptor Brd. (to JE200) ±5.99 & ±12V \$12.95
JE210 Var. Pwr. Sply. Kit, 5-15VDC to 15amp \$19.95

MICROPROCESSOR COMPONENTS

8080A/8080A SUPPORT DEVICES

IN5806A CPU	6.50	ADC0809CCN 8-BIT A/D Converter (8-Ch. Multit.)	5.25
DP0212 8-Bit Input/Output	3.25	DAC0809CCN 8-BIT D/A Converter (8-Ch. Multit.)	5.95
DP0214 Priority Interrupt Controller	1.00	ADC0809LCN 8-BIT A/D Converter (8-Ch. Multit.)	10.95
DP0216 Bi-Directional Bus Driver	1.00	DAC0809LCN 8-BIT D/A Converter (8-Ch. Multit.)	10.95
DP0224 Clock Generator/Driver	3.75	DAC1009LCN 10-BIT D/A Converter (10-Ch. Linc.)	8.49
DP0226 Bus Driver	3.49	ADC0809LCN 8-BIT D/A Converter (8-Ch. Multit.)	5.95
DP0228 System Controller/Bus Driver	4.95	DAC1009LCN 10-BIT D/A Converter (10-Ch. Linc.)	8.95
DP0238 System Controller	5.95	CD4511CN 8-Channel Multiplexor	1.19
IN58243 I/O Expander for 48 Series	9.95	AY-1013 20K BAUD UART	5.95
IN5252 Asynchronous Comm. Element	16.55		
DP0251 Prog. Comm. I/O (USART)	7.95		
DP0253 Prog. Interval Timer	1.00		
DP0259 Prog. Peripheral I/O (PPI)	9.95		
DP0257 Prog. DMA Control	4.95		
DP0259 Prog. Interrupt Control	14.95		
DP0275 Prog. CRT Controller	49.95		
DP0279 Keyboard/Display Interface	19.95		
DP0300 Octal Bus Receiver	4.95		
DP0303 System Timing Element	6.95		
DP0304 8-Bit Bi-Directional Receiver	3.95		
DP0307 8-Bit Bi-Directional Receiver	3.95		
DP0308 8-Bit Bi-Directional Receiver	3.95		

6800/6800 SUPPORT DEVICES

MC6800 MPU	14.95	1702A CPU (MH3808N) (2MHz)	15.95
MC6802CPU MPU with Clock and RAM	19.95	Z80A (700-1) CPU (1M-3808X-1) (4MHz)	19.95
MC6821 Peripheral Inter. Adap. (MC6820)	7.95	CP0102 CPU	16.95
MC6829 Priority Interrupt Controller	3.49	10A232A/D CPU—4-Bit Slices (Com. Temp. Grade)	19.95
MC6830 8-Bit ROM (MC6829A)	19.95	MC6802 MPU w/Clock (6K Bytes Memory)	11.95
MC6850 Asynchronous Comm. Adapter	6.95	IN5803A-4 MPU—8-Bit (8MHz)	16.95
MC6852 Synchronous Serial Data Adapter	6.95	IN5803B-4 CPU—8-Bit (128 Bytes RAM)	19.95
MC6853 8008s Digital MCODEM	19.95	IN5806A-4 CPU (25 Bytes RAM)	24.95
MC6852 2400s Modem	12.95	IN5807N CPU—64 Bytes RAM	24.95
MC6800A Quad 3-State Bus. Trans. (MC6878)	22.95	IN5807N CPU w/Basic Micro Interpreter	19.95
		7985 CPU	19.95
		IN5800 CPU	29.95
		TM5900JL MPU—16-Bit	49.95

MICROPROCESSOR CHIPS

IN5803A-4 MPU—8-Bit (8MHz)	16.95	1702A CPU (MH3808N) (2MHz)	15.95
IN5803B-4 CPU—8-Bit (128 Bytes RAM)	19.95	Z80A (700-1) CPU (1M-3808X-1) (4MHz)	19.95
IN5806A-4 CPU (25 Bytes RAM)	24.95	CP0102 CPU	16.95
IN5807N CPU—64 Bytes RAM	24.95	10A232A/D CPU—4-Bit Slices (Com. Temp. Grade)	19.95
IN5807N CPU w/Basic Micro Interpreter	19.95	MC6802 MPU w/Clock (6K Bytes Memory)	11.95
7985 CPU	19.95	IN5803A-4 MPU—8-Bit (8MHz)	16.95
IN5800 CPU	29.95	IN5803B-4 CPU—8-Bit (128 Bytes RAM)	19.95
TM5900JL MPU—16-Bit	49.95	IN5806A-4 CPU (25 Bytes RAM)	24.95

SHIFT REGISTERS

MM5901H Dual 25-Bit Dynamic	5.00	1702A CPU (MH3808N) (2MHz)	15.95
MM5901H Dual 25-Bit Dynamic	5.00	Z80A (700-1) CPU (1M-3808X-1) (4MHz)	19.95
MM5901H Dual 100-Bit Dynamic	10.00	CP0102 CPU	16.95
MM5901H Dual 64-Bit Accumulator	5.00	10A232A/D CPU—4-Bit Slices (Com. Temp. Grade)	19.95
MM5901H Dual 25-Bit Dynamic	5.00	MC6802 MPU w/Clock (6K Bytes Memory)	11.95
MM5901H Dual 100-Bit Dynamic/Accumulator	10.00	IN5803A-4 MPU—8-Bit (8MHz)	16.95
MM5901H Dual 64-Bit Dynamic	5.00	IN5803B-4 CPU—8-Bit (128 Bytes RAM)	19.95
MM5901H Dual 25-Bit Dynamic	5.00	IN5806A-4 CPU (25 Bytes RAM)	24.95
MM5901H Dual 100-Bit Dynamic	10.00	IN5807N CPU—64 Bytes RAM	24.95
MM5901H Dual 64-Bit Dynamic	5.00	IN5807N CPU w/Basic Micro Interpreter	19.95
MM5901H Dual 25-Bit Dynamic	5.00	7985 CPU	19.95
MM5901H Dual 100-Bit Dynamic	10.00	IN5800 CPU	29.95
MM5901H Dual 64-Bit Dynamic	5.00	TM5900JL MPU—16-Bit	49.95

DATA ACQUISITION

AF100-1CN Universal Active Filter 2.5%	5.95	ADC0809CCN 8-BIT A/D Converter (8-Ch. Multit.)	5.25
AF101-1CJ Touch Tone Low Pass Filter	19.95	DAC0809CCN 8-BIT D/A Converter (8-Ch. Multit.)	5.95
AF101-1CJ Touch Tone Low Pass Filter	19.95	ADC0809LCN 8-BIT A/D Converter (8-Ch. Multit.)	10.95
LW332AH Super Gain Op Amp	1.00	DAC0809LCN 8-BIT D/A Converter (8-Ch. Multit.)	10.95
LW332Z Constant Current Source	1.00	DAC1009LCN 10-BIT D/A Converter (10-Ch. Linc.)	8.49
LW332Z Temperature Transducer	1.00	ADC0809LCN 8-BIT D/A Converter (8-Ch. Multit.)	5.95
LW332AH JFET Input Op Amp	1.10	DAC1009LCN 10-BIT D/A Converter (10-Ch. Linc.)	8.95
LW332AH Sample & Hold Amplifier	1.95	ADC0809LCN 8-BIT D/A Converter (8-Ch. Multit.)	5.95
LW332AH Temp. Comp. Prec. Ref. (300mV/C)	1.95	DAC1009LCN 10-BIT D/A Converter (10-Ch. Linc.)	8.95
ADC0809CCN 8-BIT A/D Converter (L 580)	5.25	ADC0809LCN 8-BIT A/D Converter (8-Ch. Multit.)	10.95
ADC0809LCN 8-BIT D/A Converter (8-Ch. Multit.)	5.25	DAC0809CCN 8-BIT D/A Converter (8-Ch. Multit.)	5.95

DESIGNER'S SERIES

Blank Desk-Top Electronic Enclosures



CONSTRUCTION: The "DTE" Blank Desk Top Electronic Enclosures are designed to blend and complement today's modern computer equipment and can be used in both industrial and home. The end pieces are precision molded with an internal slot (all around) to accept both top and bottom panels. The panels are then fastened to 1/8" thick tabs inside the end pieces to provide maximum rigidity to the enclosure. For ease of equipment servicing, the rear/bottom panel slides back on slotted tracks while the rest of the enclosure remains intact. Different panel widths may be used while maintaining a common profile outline. The molded end pieces can also be painted to match any panel color scheme.

Enclosure Model No.	Panel Width	PRICE
DTE-8	8.00"	\$29.95
DTE-11	10.65"	\$32.95
DTE-14	14.00"	\$34.95

\$10.00 Min. Order — U.S. Funds Only
Calif. Residents Add 6% Sales Tax
Postage—Add 5% plus \$1 Insurance

Spec Sheets — 25¢
Send \$24 Postage for your
FREE 1981 JAMECO CATALOG

JAMECO ELECTRONICS

MAIL ORDER ELECTRONICS — WORLDWIDE
1355 SHOREWAY ROAD, BELMONT, CA 94002
PRICES SUBJECT TO CHANGE

NEW 1981 CATALOG

PHONE ORDERS WELCOME
(415) 592-8097

Bourns Potentiometer
3/4 Watt Single Turn (TOP ADJUSTMENT)


Values: 500K 1K 2.5K 5K 10K
25K 50K 100K 250K 500K 5M

INDIVIDUAL PRICING:
1-49 50-99 100-999 1K-up
.19 .17 .15 .12

GB174 \$1.95/lot
(125 pieces all 11 ass't. values)

To order: Specify Bourns 3355 — (Value desired)


AC and DC Wall Transformers



Ideal for use with clocks, games, power supplies or any other type of AC or DC application.

Part No.	Input	Output	Price
AC 250	117V/60Hz	12 VAC 250mA	\$3.95
AC 500	117V/60Hz	12 VAC 500mA	\$4.95
AC1000	117V/60Hz	12 VAC 1 amp	\$5.95
DC 1700	117V/60Hz	9 VDC 1.7 amp	\$6.95
DC 900	117V/60Hz	9 VDC 200mA	\$3.25
DC 900	120V/60Hz	9 VDC 500mA	\$3.95

CONNECTORS



DB25 D-Subminiature Plug	\$2.95
DB25S D-Subminiature Socket	\$3.50
DB51222E Cover for DB25P/S	\$1.75
22/44SE P.C. Edge (22/44 Pin)	\$2.95
BNC Plug	\$1.79
UG89/U BNC Jack	\$3.79
UG175/U HUF Adaptor	\$.49
SO239 HUF Panel Recp.	\$1.29
PL25E UHF Adaptor	\$1.60
PL25N UHF Plug	\$1.60
UG260/U BNC Plug	\$1.79
UG1094/U BNC Bulkhead Recp.	\$1.29

TRS-80 16K Conversion Kit

Expand your 4K TRS-80 System to 16K.
Kit comes complete with:
* 8 ea. MME200 (UPD416/4161) 16K Dyn. Rams (*NSI)
* Documentation for Conversion

TRS-16K2 *160NS \$39.95
TRS-16K4 *250NS \$29.95

JE610 ASCII Encoded Keyboard Kit



The JE610 ASCII Keyboard Kit can be interfaced into most any computer system. The kit comes complete with an industrial grade keyboard switch assembly (62-key), IC's, sockets, connector, electronic components and a double-sided printed wiring board. The keyboard assembly requires +5V @ 150mA and -12V @ 10 mA for operation. Features: 60 keys generate the 126 characters, upper and lower case ASCII set. Fully buffered. Two user-defined keys provided for custom applications. Caps lock for upper-case only alpha characters. Utilizes a 2376 (40-pin) encoder read-only memory chip. Outputs directly compatible with TTL/DTL or MOS logic arrays. Easy interfacing with a 16-pin dip or 18-pin edge connector. Size: 3 1/8" H x 14 1/4" W x 8 3/4" D

(After assembled)
JE610/DTE-AK (as pictured above) \$124.95
JE610 Kit & Components (no case) \$ 79.95
K62 62-Key Keyboard (Keyboard only) \$ 34.95
DTE-AK (case only — 3 1/8" H x 14 1/4" W x 8 3/4" D) \$9.95

NEW! JE215 — Negative 12VDC Adaptor Board Kit for JE610 ASCII KEYBOARD KIT (After assembled)
Provides -12VDC from incoming 5VDC \$9.95

JE600 Hexadecimal Encoder Kit



FULL 8-BIT LATCHED OUTPUT 19-KEY KEYBOARD

The JE600 Encoder Keyboard Kit provides two separate hexadecimal digits produced from sequential key entries to allow direct programming for 8-bit microprocessor or 8-bit memory circuits. Three additional keys are provided for user operations with one having a bistable output available. The outputs are latched and monitored with 9 LED readouts. Also included is a key entry strobe. Features: Full 8-bit latched output for microprocessor. Three user-defined keys with one being bistable operation. Debounce circuit provided for all 19 keys. 9 LED readouts to verify entries. Easy interfacing with standard 16-pin IC connector. Only +5VDC required for operation. Size: 3 1/8" H x 8 3/4" W x 8 3/4" D

JE600/DTE-HK (as pictured above) \$99.95
JE600 Kit \$59.95
K19 19-Key Keyboard (Keyboard only) \$14.95
DTE-HK (case only — 3 1/8" H x 8 3/4" W x 8 3/4" D) \$44.95

SN7400N	.25	SN74156N	.79
SN7401N	.20	SN74157N	.69
SN7402N	.25	SN74158N	.69
SN7403N	.25	SN74173N	.35
SN7404N	.25	SN74174N	.35
SN7405N	.25	SN74175N	.49
SN7406N	.35	SN74176N	.35
SN7407N	.35	SN74177N	5.00
SN7408N	.29	SN74800N	.50
SN7409N	.29	SN74829N	.99
SN7410N	.25	SN74831N	.69
SN7411N	.29	SN74832N	.69
SN7412N	.35	SN74833N	.69
SN7413N	.40	SN74834N	.69
SN7414N	.69	SN74835N	.69
SN7415N	.29	SN74836N	.69
SN7416N	.25	SN74837N	.69
SN7417N	.29	SN74838N	.69
SN7418N	.25	SN74839N	.69
SN7419N	.25	SN74840N	.69
SN7420N	.25	SN74841N	.69
SN7421N	.25	SN74842N	.69
SN7422N	.45	SN74843N	.69
SN7423N	.45	SN74844N	.69
SN7424N	.29	SN74845N	.69
SN7425N	.29	SN74846N	.69
SN7426N	.29	SN74847N	.69
SN7427N	.25	SN74848N	.69
SN7428N	.49	SN74849N	.69
SN7429N	.20	SN74850N	.69
SN7430N	.29	SN74851N	.69
SN7431N	.29	SN74852N	.69
SN7432N	.49	SN74853N	.69
SN7433N	.25	SN74854N	.69
SN7434N	.25	SN74855N	.69
SN7435N	.25	SN74856N	.69
SN7436N	.25	SN74857N	.69
SN7437N	.25	SN74858N	.69
SN7438N	.25	SN74859N	.69
SN7439N	.25	SN74860N	.69
SN7440N	.25	SN74861N	.69
SN7441N	.25	SN74862N	.69
SN7442N	.25	SN74863N	.69
SN7443N	.25	SN74864N	.69
SN7444N	.25	SN74865N	.69
SN7445N	.25	SN74866N	.69
SN7446N	.25	SN74867N	.69
SN7447N	.25	SN74868N	.69
SN7448N	.25	SN74869N	.69
SN7449N	.25	SN74870N	.69
SN7450N	.25	SN74871N	.69
SN7451N	.25	SN74872N	.69
SN7452N	.25	SN74873N	.69
SN7453N	.25	SN74874N	.69
SN7454N	.25	SN74875N	.69
SN7455N	.25	SN74876N	.69
SN7456N	.25	SN74877N	.69
SN7457N	.25	SN74878N	.69
SN7458N	.25	SN74879N	.69
SN7459N	.25	SN74880N	.69
SN7460N	.25	SN74881N	.69
SN7461N	.25	SN74882N	.69
SN7462N	.25	SN74883N	.69
SN7463N	.25	SN74884N	.69
SN7464N	.25	SN74885N	.69
SN7465N	.25	SN74886N	.69
SN7466N	.25	SN74887N	.69
SN7467N	.25	SN74888N	.69
SN7468N	.25	SN74889N	.69
SN7469N	.25	SN74890N	.69
SN7470N	.25	SN74891N	.69
SN7471N	.25	SN74892N	.69
SN7472N	.25	SN74893N	.69
SN7473N	.25	SN74894N	.69
SN7474N	.25	SN74895N	.69
SN7475N	.25	SN74896N	.69
SN7476N	.25	SN74897N	.69
SN7477N	.25	SN74898N	.69
SN7478N	.25	SN74899N	.69
SN7479N	.25	SN74900N	.69
SN7480N	.25	SN74901N	.69
SN7481N	.25	SN74902N	.69
SN7482N	.25	SN74903N	.69
SN7483N	.25	SN74904N	.69
SN7484N	.25	SN74905N	.69
SN7485N	.25	SN74906N	.69
SN7486N	.25	SN74907N	.69
SN7487N	.25	SN74908N	.69
SN7488N	.25	SN74909N	.69
SN7489N	.25	SN74910N	.69
SN7490N	.25	SN74911N	.69
SN7491N	.25	SN74912N	.69
SN7492N	.25	SN74913N	.69
SN7493N	.25	SN74914N	.69
SN7494N	.25	SN74915N	.69
SN7495N	.25	SN74916N	.69
SN7496N	.25	SN74917N	.69
SN7497N	.25	SN74918N	.69
SN7498N	.25	SN74919N	.69
SN7499N	.25	SN74920N	.69
SN7500N	.25	SN74921N	.69

A P PRODUCTS

DIP JUMPERS

• Made with Standard IC Sockets

• Fully Assembled and Tested

• Integral Molded-On Strain Relief

• Line-By-Line Probability

Dip Jumpers are used for jumping within a PC Board; interconnecting between PC Boards, backplanes and mother boards; and interfacing input/output signals.

DISCRETE LEADS

XC556 R	.200"	red	5/51	MV50	.005"	red	6/51	XC111 R	.190"	red	6/51
XC556 G	.200"	green	4/51	XC209 R	.125"	red	5/51	XC111 G	.190"	green	4/51
XC556 Y	.200"	yellow	4/51	XC209 G	.125"	green	4/51	XC111 Y	.190"	yellow	4/51
XC556 C	.200"	clear	4/51	XC209 Y	.125"	yellow	4/51	XC111 C	.190"	clear	4/51
XC222	.200"	red	5/51	XC259 R	.185"	red	5/51				
XC222	.200"	green	4/51	XC259 G	.185"	green	4/51				
XC222	.200"	yellow	4/51	XC259 Y	.185"	yellow	4/51				
XC222	.200"	clear	4/51	XC259 C	.185"	clear	4/51				
MV10B	.170"	red	4/51	XC562	.185"	clear	4/51				

DISPLAY LEADS

C.A. - Common Anode				C.C. - Common Cathode			
Type	Polarity	Ht	Price	Type	Polarity	Ht	Price
MAN 1	C.A.-red	.270	2.95	DL3507	C.C.-green	.500	1.25
MAN 2	5x7 D.C.-red	.300	4.95	DL70	C.C.-red	.300	2.25
MAN 3	C.C.-red	.125	.25	DL707	C.C.-red	.300	1.25
MAN 4	C.A.-green	.300	1.25	DL728	C.C.-red	.500	1.49
MAN 5	C.C.-green	.300	1.25	DL741	C.A.-red	.600	1.25
MAN 6	C.A.-red	.300	1.25	DL745	C.C.-red ± 1	.600	1.49
MAN 7	C.A.-red	.300	1.25	DL747	C.C.-red	.600	1.49
MAN 74	C.C.-red	.300	1.25	DL750	C.C.-red	.600	1.49
MAN 82	C.A.-yellow	.300	.49	DL0859	C.C.-orange	.800	1.49
MAN 83	C.C.-yellow	.300	.99	DL338	C.C.-red	.110	.25
MAN 320	C.A.-orange	.300	.49	FND358	C.C. ± 1	.357	.99
MAN 3640	C.C.-orange	.300	.99	FND359	C.C.	.257	.75
MAN 4810	C.A.-orange	.400	.99	FND503	C.C. (FND500)	.500	.99
MAN 6610	C.A.-orange-DD	.560	.99	FND507	C.A. (FND510)	.500	.99
MAN 6630	C.A.-orange ± 1	.560	.99	HOSP-3401	C.C.	.800	1.50
MAN 6650	C.C.-orange-DD	.560	.99	HOSP-3403	C.C.	.800	1.50
MAN 6660	C.C.-orange ± 1	.560	.99	5082-751	C.A., R.H.D.-red	.430	1.25
MAN 6666	C.A.-orange	.560	.99	5082-760	C.C., R.H.D.-red	.430	1.25
MAN 6710	C.A.-red	.560	.99	5082-700	4x7 5/8" dip. R.H.D.	.600	22.00
MAN 6750	C.C.-red ± 1	.560	.99	5082-702	4x7 5/8" dip. L.H.D.	.600	22.00
MAN 6780	C.C.-red	.560	.99	5082-704	Overvoltage char. (±1)	.600	19.95
DL300	C.C.-orange	.300	1.25	4N28	Photo Xistor Opto-Isol.	.99	
DL302	C.A.-orange	.300	1.25	4N29	Photo Xistor Opto-Isol.	.99	
DLG500	C.C.-green	.500	1.25	MOC3010	Optically Isolated Triac Driver	1.69	

Part No.	Function	Price
7045P	CMOS Precision Timer	14.95
7045E/KIT*	Stopwatch Chip, XTL	22.95
7105CPL	3 1/2 Digit A/D (LCD Drive)	16.95
7106E/KIT*	IC, Circuit Board, Display	34.95
7107CPL	3 1/2 Digit A/D (LCD Drive)	15.95
7108E/KIT*	IC, Circuit Board, Display	28.95
7116CPL	3 1/2 Digit A/D LED Dis. H.L.D.	18.95
7117CPL	3 1/2 Digit A/D LED Dis. H.L.D.	17.95
7201DR	Low Battery Volt Indicator	2.25
7205IP	CMOS LED Stopwatch/Timer	15.95
7205E/KIT*	Stopwatch Chip, XTL	19.95
7205CJPE	Tone Generator	5.15
7205CE/KIT*	Tone Generator Chip, XTL	9.50
7207AIPD	Oscillator Controller	6.95
7207AIE/KIT*	Freq. Counter Chip, XTL	11.10
7208IP	Seven Decade Counter	3.95
7209IPA	Clock Generator	3.95
7215IPG	4 Func. CMOS Stopwatch CKT	13.95
7215E/KIT*	4 Func. Stopwatch Chip, XTL	15.95
7216AIE/KIT*	8-Digit Univ. Counter C.A.	32.00
7216CPL	8-Digit Freq. Counter C.A.	26.95
7216DPI	8-Digit Freq. Counter C.C.	21.95
7217I	8-Digit LED Up/Down Counter	12.95
7218CPL	8-Digit Univ. LED Drive	10.95
7220IP	LCD 4 1/2 Digit Up Counter DR1	11.25
7225AIE/KIT*	8-Digit Univ. Counter	31.95
7226AIE/KIT*	5 Function Counter Chip, XTL	74.95
7280IE	CMOS Bin Proc. Timer/Counter	4.95
7281AIE/KIT*	CMOS Quad Op Amp Cmptr	10.50
7250IE	CMOS BCD Proc. Timer/Counter	6.00
7260IE	CMOS BCD Proc. Timer/Counter	5.25
7555IPD	CMOS 555 Timer (8 pin)	1.45
7555IPD	CMOS 555 Timer (14 pin)	2.00
7612BCPA	CMOS Op Amp Cmptr	5MV 2.25
7612BCPA	CMOS Op Amp Cmptr	5MV 3.95
7613CPE	CMOS Tri Op Amp Comp.	10MV 5.35
7614CPE	CMOS Quad Op Amp Comp.	10MV 5.50
7642CPD	CMOS Quad Op Amp Comp.	10MV 5.50
7642CPD	Voltage Converter	2.95
8038CQD	Waveform Generator	2.95
8039CQD	Monolithic Op Amp Cmptr	21.95
8095CQ	50ppm Band-GAP Volt Ref. Diode	2.50
8211CPA	Volt Ref/Indicator	2.50
8212CPA	Volt Ref/Indicator	2.50

7400

74LS00 .29 74LS22 .35 74LS23 .35 74LS24 .35 74LS25 .35 74LS26 .35 74LS27 .35 74LS28 .35 74LS29 .35 74LS30 .29 74LS31 .35 74LS32 .35 74LS33 .35 74LS34 .35 74LS35 .35 74LS36 .35 74LS37 .35 74LS38 .35 74LS39 .35 74LS40 .35 74LS41 .35 74LS42 .35 74LS43 .35 74LS44 .35 74LS45 .35 74LS46 .35 74LS47 .35 74LS48 .35 74LS49 .35 74LS50 .35 74LS51 .35 74LS52 .35 74LS53 .35 74LS54 .35 74LS55 .35 74LS56 .35 74LS57 .35 74LS58 .35 74LS59 .35 74LS60 .35 74LS61 .35 74LS62 .35 74LS63 .35 74LS64 .35 74LS65 .35 74LS66 .35 74LS67 .35 74LS68 .35 74LS69 .35 74LS70 .35 74LS71 .35 74LS72 .35 74LS73 .35 74LS74 .35 74LS75 .35 74LS76 .35 74LS77 .35 74LS78 .35 74LS79 .35 74LS80 .35 74LS81 .35 74LS82 .35 74LS83 .35 74LS84 .35 74LS85 .35 74LS86 .35 74LS87 .35 74LS88 .35 74LS89 .35 74LS90 .35 74LS91 .35 74LS92 .35 74LS93 .35 74LS94 .35 74LS95 .35 74LS96 .35 74LS97 .35 74LS98 .35 74LS99 .35 74LS00N .25 74LS01N .20 74LS02N .25 74LS03N .25 74LS04N .25 74LS05N .25 74LS06N .35 74LS07N .35 74LS08N .29 74LS09N .25 74LS10N .25 74LS11N .29 74LS12N .35 74LS13N .40 74LS14N .69 74LS15N .29 74LS16N .25 74LS17N .29 74LS18N .25 74LS19N .25 74LS20N .25 74LS21N .25 74LS22N .45 74LS23N .45 74LS24N .29 74LS25N .29 74LS26N .29 74LS27N .25 74LS28N .25 74LS29N .25 74LS30N .25 74LS31N .25 74LS32N .25 74LS33N .25 74LS34N .25 74LS35N .25 74LS36N .25 74LS37N .25 74LS38N .25 74LS39N .25 74LS40N .25 74LS41N .25 74LS42N .25 74LS43N .25 74LS44N .25 74LS45N .25 74LS46N .25 74LS47N .25 74LS48N .25 74LS49N .25 74LS50N .25 74LS51N .25 74LS52N .25 74LS53N .25 74LS54N .25 74LS55N .25 74LS56N .25 74LS57N .25 74LS58N .25 74LS59N .25 74LS60N .25 74LS61N .25 74LS62N .25 74LS63N .25 74LS64N .25 74LS65N .25 74LS66N .25 74LS67N .25 74LS68N .25 74LS69N .25 74LS70N .25 74LS71N .25 74LS72N .25 74LS73N .25 74LS74N .25 74LS75N .25 74LS76N .25 74LS77N .25 74LS78N .25 74LS79N .25 74LS80N .25 74LS81N .25 74LS82N .25 74LS83N .25 74LS84N .25 74LS85N .25 74LS86N .25 74LS87N .25 74LS88N .25 74LS89N .25 74LS90N .25 74LS91N .25 74LS92N .25 74LS93N .25 74LS94N .25 74LS95N .25 74LS96N .25 74LS97N .25 74LS98N .25 74LS99N .25

SOCKETS

Test SOCKET SOCKETS

ZERO INSERTION FORCE

* Nickel Boron Plating
* G.F. PSF Plastic Body
* Part for testing IC's

Part No.	Pins	Price	Part No.	Pins	Price	Part No.	Pins	Price	Part No.	Pins	Price
218-1339	14 pin	5.95	222-3343	22 pin	9.95	214-3992	14 pin	9.95	222-3996	22 pin	12.95
218-1340	16 pin	6.49	224-3344	24 pin	11.95	214-3993	16 pin	9.95	224-3997	24 pin	12.75
218-1341	18 pin	7.95	226-3345	28 pin	11.95	218-3994	18 pin	10.95	226-3998	28 pin	12.95
220-1342	20 pin	8.95	240-3346	40 pin	12.95	220-3995	20 pin	11.95	240-3999	40 pin	15.95

SOCKETS

LOW PROFILE (TIN) SOCKETS

Pin	1-24	25-49	50-100
8 pin LP	.17	.14	.10
14 pin LP	.20	.19	.18
16 pin LP	.22	.21	.20
18 pin LP	.29	.28	.27
20 pin LP	.34	.32	.30
22 pin LP	.37	.36	.35
24 pin LP	.38	.37	.36
28 pin LP	.45	.44	.43
36 pin LP	.60	.59	.58
40 pin LP	.63	.62	.61

SOLDERTAIL STANDARD (TIN)

Pin	1-24	25-49	50-100
8 pin ST	.27	.25	.24
14 pin ST	.32	.31	.30
16 pin ST	.35	.32	.32
18 pin ST	.43	.42	.42
24 pin ST	.49	.45	.42
28 pin ST	.59	.59	.59
36 pin ST	1.39	1.26	1.15
40 pin ST	1.59	1.45	1.30

WIRE WRAP SOCKETS (GOLD) LEVEL #3

Pin	1-24	25-49	50-100
8 pin WW	.59	.54	.49
16 pin WW	.69	.63	

MICROPROCESSOR SUPPORT I.C.'S

WE GUARANTEE FACTORY PRIME PARTS

We are going to become the largest supplier of prime microprocessor support I.C.'S. We guarantee that our I.C.'S are purchased from manufacturer authorized distributors. This is the only way to deliver prime parts at the lowest possible prices. Our commitment is to offer the best price and the fastest delivery to our customer. We give many thanks to our valued customers who have helped us grow.

NEC 16Kx1 DYNAMIC RAM 200 N.S.
These are prime 4116's from one of the best MOS RAM manufacturers in the world.

4116 200ns
8 for \$25.00 32 for 96.00

8080A CPU	4.95	2708 EPROM 1Kx8	4.95
8085A CPU	8.95	2716 EPROM 2Kx8	7.00
8086 CPU	99.95	2732 EPROM 4Kx8	19.00
8088 CPU	44.95	4118 STATIC 1Kx8	15.00
Z-80 CPU	6.70	4164 200ns 64Kx1 Call	
Z-80A CPU	7.25	Z80B CPU	21.00

NEC 1Kx4 STATIC RAM 250 N.S.
These are prime low power static ram's NEC for the finest in MOS MEMORY.

2114L 250ns
8 for \$25.00 32 for \$96.00

Z80-P10	6.00	8755	49.95	4050	.69	4531	.99	74C925	6.95	74LS107	.45	74LS244	1.95
Z80A-P10	7.10	4000	.35	4051	1.10	4532	1.25	74LS00	.35	74LS109	.45	74LS245	4.95
Z80-CTC	6.00	4001	.35	4052	1.10	4539	.99	74LS01	.28	74LS112	.49	74LS247	1.10
Z80ACTC	7.10	4002	.35	4053	1.10	4543	1.99	74LS02	.28	74LS122	.55	74LS248	1.10
Z80-DMA	18.50	4006	1.39	4055	3.95	4553	3.50	74LS03	.28	74LS123	1.19	74LS249	1.69
Z80A-DMA	22.50	4007	.29	4056	2.95	4555	.75	74LS04	.39	74LS125	1.35	74LS251	1.79
Z80-S10/0	18.50	4008	1.39	4059	9.95	4556	.75	74LS05	.28	74LS126	.89	74LS253	.98
Z80A-S10/0	22.50	4009	.49	4060	1.39	4581	1.99	74LS08	.39	74LS132	.79	74LS257	.98
Z80-S10/1	18.50	4010	.49	4066	.75	4582	1.01	74LS09	.39	74LS136	.59	74LS258	.98
Z80A-S10/1	22.50	4011	.35	4068	.35	4584	.55	74LS10	.28	74LS138	.89	74LS259	2.95
Z80-S10/2	18.50	4012	.29	4069	.35	4585	.99	74LS11	.39	74LS139	.89	74LS260	.69
Z80A-S10/2	22.50	4013	.49	4070	.49	4702	9.95	74LS12	.39	74LS145	1.25	74LS261	2.49
3205	3.95	4014	1.39	4071	.35	74C00	.39	74LS13	.47	74LS148	1.49	74LS266	.59
3242	10.00	4015	1.15	4072	.35	74C02	.39	74LS14	1.25	74LS151	.79	74LS273	1.75
8155	11.25	4016	.59	4073	.35	74C04	.39	74LS15	.39	74LS153	.79	74LS275	4.40
8185	29.95	4017	1.19	4075	.35	74C08	.49	74LS20	.26	74LS155	1.19	74LS279	.59
8185-2	39.95	4018	.99	4076	1.29	74C10	.49	74LS21	.38	74LS156	.99	74LS283	1.10
8202	45.00	4019	.49	4078	.35	74C14	1.65	74LS22	.38	74LS157	.99	74LS290	1.29
8205	3.95	4020	1.19	4081	.35	74C20	.39	74LS26	.39	74LS158	.75	74LS293	1.95
8212	2.00	4021	1.19	4082	.35	74C30	.39	74LS27	.39	74LS160	.98	74LS295	1.10
8214	3.95	4022	1.15	4085	1.95	74C32	.99	74LS28	.39	74LS161	1.15	74LS298	1.29
8216	1.85	4023	.38	4086	.79	74C42	1.85	74LS30	.26	74LS162	.98	74LS324	1.75
8224	2.65	4024	.79	4093	.99	74C48	2.39	74LS32	.39	74LS163	.98	74LS347	1.95
8226	1.85	4025	.38	4099	2.25	74C73	.85	74LS37	.79	74LS164	1.19	74LS348	1.95
8228	5.00	4026	2.50	4104	1.99	74C74	.85	74LS38	.39	74LS165	.89	74LS352	1.65
8238	5.45	4027	.65	4501	.39	74C85	2.49	74LS42	.79	74LS166	2.49	74LS353	1.65
8243	4.65	4028	.85	4502	1.65	74C89	4.95	74LS47	.79	74LS170	1.99	74LS363	1.49
8251A	5.55	4029	1.29	4503	.69	74C90	1.85	74LS48	.79	74LS173	.89	74LS365	.99
8253	9.85	4030	.45	4505	8.95	74C93	1.85	74LS51	.26	74LS174	.99	74LS366	.99
8255A	5.40	4031	3.25	4506	.75	74C95	1.85	74LS54	.35	74LS175	.99	74LS367	.73
8255A-5	5.40	4032	2.15	4507	.95	74C107	1.19	74LS55	.35	74LS181	2.20	74LS368	.73
8257	9.25	4033	2.15	4508	3.95	74C151	2.49	74LS73	.45	74LS190	1.15	74LS373	2.75
8257-5	9.25	4034	3.25	4510	1.39	74C154	3.50	74LS74	.59	74LS191	1.15	74LS374	2.75
8259A	7.30	4035	.95	4511	1.39	74C157	2.10	74LS75	.68	74LS192	.98	74LS375	.69
8271	60.00	4037	1.95	4512	1.39	74C160	2.39	74LS76	.45	74LS193	.98	74LS377	1.95
8275	32.95	4040	1.29	4514	3.95	74C161	2.30	74LS78	.65	74LS194	1.15	74LS385	1.95
8279	10.80	4041	1.25	4515	3.95	74C163	2.39	74LS83	.99	74LS195	.95	74LS386	.65
8279-5	10.80	4042	.95	4516	1.69	74C164	2.39	74LS85	1.19	74LS196	.89	74LS390	1.95
8282	6.70	4043	.85	4519	.99	74C173	2.59	74LS86	.45	74LS197	.89	74LS393	1.95
8283	6.70	4044	.85	4520	1.39	74C174	2.75	74LS90	.75	74LS221	1.49	74LS395	1.70
8284	5.85	4046	1.75	4522	.99	74C175	2.75	74LS92	.75	74LS240	1.95	74LS399	2.95
8286	6.70	4047	1.25	4526	1.15	74C192	2.39	74LS93	.75	74LS241	1.90	74LS424	2.95
8287	6.70	4048	.99	4527	1.75	74C193	2.39	74LS95	.88	74LS242	1.95	74LS668	1.75
8288	25.40	4049	.69	4528	.99	74C195	2.39	74LS96	.98	74LS243	1.95	74LS670	2.29
8289	49.95												

MAIL ORDERS SHOULD BE SENT TO:
P.O. Box 21432 Seattle, Washington 98111
Telephone Orders & Inquiries (206) 453-0792
Minimum Order \$10.00 Add \$3.00 Shipping

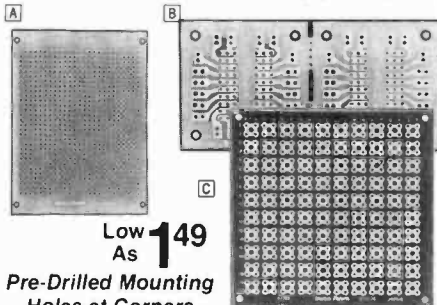
HANLEY ENGINEERING
RETAIL STORE
1644 116th NORTHEAST
BELLEVUE, WASHINGTON 98005

FOR THE FINEST IN MICROPROCESSOR SUPPORT I.C.'S

Radio Shack is America's Parts Place TM

No Minimum Order! No Waiting! Low Prices!

Phenolic PC Boards for Projects & Prototyping



Low As **1.49**

Pre-Drilled Mounting Holes at Corners

- A) IC-Grid Breadboard.** Has 100x100 centers for DIP ICs, sockets, and headers. Labeled on both sides for faster layouts and easier pin identification. 750 contact points. 2 3/4 x 3 3/4". 276-158 1.95
- B) Dual IC Board.** Accepts two 14 to 20-pin, or four 6 or 8-pin DIP devices. Provides four contact points for each device pin. 1 3/4 x 3 3/4". 276-159 1.49
- C) Component Board.** 100 pads, each with 4 contact points. 5/32" spacing for discrete devices. Indexed with letters and numbers. 3 1/2 x 3 1/2". 276-160 1.95

Be Creative With This Sound Generator IC!

NEW LOW PRICE!

5.99 Was 6.99 in 1981 Catalog


SN76488. This IC, a handful of parts, and your imagination will create an almost infinite variety of sounds. Includes analog and digital circuitry — microprocessor compatible. Built-in 125 mW audio amp. 28-pin DIP with data. 276-1766 Now 5.99



LED Bar-Graph Display

Low As **3.79**

- 10 bright red LEDs in one 20-pin DIP. Ideal for audio metering. Use with the driver ICs listed below. 276-081 3.79
- LM3914N. Ten adjustable analog steps, bar or dot mode. End stackable to 100 steps. 8-25VDC. 18-pin DIP. 276-1707 4.99
- LM3915N. As above, but with 3 dB log steps. 18-pin DIP. 276-1708 4.99




Dynamic Transistor Checker Tests All Types, In or Out Of Circuit

Save \$4

Reg. 16.95 **12.95**

- Has Sockets Plus Color-Coded Test Clip Leads
- Output Jacks for External Meter or Oscilloscope



Micronta Transistor Checker. This versatile tester indicates relative current gain, "opens" and "shorts" rapidly. The base current control permits matching of similar transistors. The output jacks for an external meter or scope even let you test very low current types. 6 1/4 x 3 x 2 1/2". With complete instructions. Requires "C" battery. 22-024 Sale 12.95

16K Dynamic RAM

NEW LOW PRICE!
5.95



Was 13.95 in 1981 Catalog

4116. 100% prime! Access time under 250 ns. 1 ms refresh. Ideal for computer memories. 16-pin DIP. 276-2505 Now 5.95

NEW! Ohm's Law "Computer"



Solves Ohm's Law Problems Quickly!

This handy slide rule puts Ohm's Law right in your pocket! Reverse side has parallel resistance calculator. 271-1211 Only 49¢

DPST Reed Relay

Only **99¢**



Ideal for low-power circuits. Coil: 12VDC. 375-800 ohms. Contacts: 0.5A @ 125VAC. PC pins on .100" centers. 1 1/8 x 3/8 x 7/16". 275-229 99¢

Semiconductor Guide

Save 41%
Reg. 2.99 **1.75**



Cross reference/substitution listing for over 118,000 semiconductor devices, data on ICs and more! 276-4004 Sale 1.75

0-15VDC Panel Meter



NEW!
8.95

Precision movement, easy to read face. Ideal for projects, battery chargers, etc. 2 3/4 x 2 1/4 x 1 1/4". Round 1/8" mtg. hole. 270-1754 8.95

Miniature 6-Amp DPDT Switch

Save 22% Reg. 3.19 **2.49**



Black handle with center off position. Rated 6A at 125VAC. Solder lug terminals. 275-664 Sale 2.49

Electret Mike Element

Save 38%
Reg. 3.99 **2.49**



Unidirectional. 100-15,000 Hz hi-fi response. Requires 2-10VDC. 2 3/16" dia. x 1 1/2" long. 6" leads for easy hookup. 270-091 Sale 2.49

41-Detent Stereo Pots

NEW! 1.99 Each


1/2"-long. 1/4"-dia. shafts. 40% loudness tap. Require 1/8" mounting hole.

Value	Cat. No.
5k	271-1730
10k	271-1731
100k	271-1732
500k	271-1733



100kΩ Joystick

NEW! 4.95



For Video Games, R/C Vehicles and Microcomputers

Twin linear taper controls with one removable 1"-long shaft. Body: 1 1/16" square. With mtg. screws. 271-1705 4.95

DC Hobby Motors

Pkg. of 3 **NEW!**
Only **1.49**



Great for models, robots, etc. Work as DC generators for use in wind speed indicators, too. 1 1/2-6VDC. 3600 RPM (typical) 273-208 Pkg. of 3/1.49

Bright Green LEDs

NEW! 89¢ Pkg. of 2



Miniature (T-1 size) LEDs with diffused lens. Long life—ideal for displays, status indicators, even electronic jewelry! 276-037 Pkg. 2/89¢

Color-Coded Jumper Lead Sets

Low As **3.69**



10-Piece Set
Ten 14" leads with insulated mini-clips at ends. 278-1156 Set/3.69
Four 30" leads with insulated mini-clips at ends. 278-001 Set/3.69

Radio Shack [®]

Start Your Next Project at The Shack

A DIVISION OF TANDY CORPORATION • FORT WORTH, TEXAS 76102
OVER 8000 LOCATIONS WORLDWIDE

Retail prices may vary at individual stores and dealers

16K

Memory

8/\$19.95

4116 200ns

ALL MERCHANDISE 100% GUARANTEED!

CALL US FOR VOLUME QUOTES

LS SERIES

74LS00	.32	74LS155	1.19
74LS01	.28	74LS156	.95
74LS02	.38	74LS157	.79
74LS03	.32	74LS158	.82
74LS04	.35	74LS160	.94
74LS05	.28	74LS161	.99
74LS08	.38	74LS162	.99
74LS09	.38	74LS163	.99
74LS10	.32	74LS164	.99
74LS11	.29	74LS165	.99
74LS12	.29	74LS166	2.40
74LS13	.38	74LS168	.79
74LS14	.99	74LS169	1.79
74LS15	.35	74LS170	1.89
74LS20	.26	74LS173	.82
74LS21	.30	74LS174	1.19
74LS22	.34	74LS175	1.09
74LS26	.40	74LS181	2.19
74LS27	.35	74LS190	1.15
74LS28	.39	74LS191	1.31
74LS30	.35	74LS192	.88
74LS32	.39	74LS193	.98
74LS33	.54	74LS194	1.80
74LS37	.78	74LS195	1.39
74LS38	.39	74LS196	1.82
74LS40	.25	74LS197	.82
74LS42	.79	74LS221	1.28
74LS47	.78	74LS240	1.89
74LS48	.78	74LS241	1.89
74LS51	.35	74LS242	1.89
74LS54	.35	74LS243	1.89
74LS55	.32	74LS244	1.79
74LS73	.44	74LS245	2.89
74LS74	.48	74LS251	1.32
74LS75	.58	74LS253	.89
74LS76	.50	74LS257	.89
74LS78	.59	74LS258	.89
74LS83	.90	74LS259	2.89
74LS85	1.23	74LS260	.68
74LS86	.45	74LS263	.68
74LS90	.70	74LS273	1.69
74LS92	.82	74LS275	3.39
74LS93	.71	74LS279	.59
74LS95	1.11	74LS283	1.03
74LS96	.86	74LS290	1.25
74LS107	.43	74LS293	1.89
74LS109	.49	74LS295	1.09
74LS112	.48	74LS298	1.24
74LS113	.48	74LS352	1.59
74LS114	.55	74LS353	1.59
74LS123	.55	74LS363	1.39
74LS129	.90	74LS365	.99
74LS124	2.99	74LS366	.99
74LS125	.99	74LS367	.99
74LS126	.88	74LS368	.99
74LS132	.69	74LS373	1.85
74LS136	.58	74LS374	1.81
74LS138	.79	74LS377	1.48
74LS139	.79	74LS385	1.90
74LS145	1.19	74LS386	.65
74LS148	1.39	74LS390	1.90
74LS151	.79	74LS393	1.90
74LS153	.79	74LS395	1.69
74LS154	2.39	74LS670	2.20

16K STATIC 200ns 19.95ea

8164 200ns SINGLE SUPPLY RAMS 29.95ea

2101	(450ns)	2.49	100pcs	2.29
2102-1	(450ns)	.99		.95
21L02-1	(450ns)	1.29		1.15
2111	(450ns)	2.99		2.49
2112	(450ns)	2.99		2.79
2114	(450ns)	2.95		2.85
2114L-2	(200ns)	8/29.95		3.10
2114L-3	(300ns)	8/24.95		2.95
4027	(250ns)	4.95		3.95
4116-15	(150ns)	8/21.95		2.65
4116-20	(200ns)	8/19.95		2.35
4116-30	(300ns)	8/18.99		2.00

6502

6502	10.95
6522	11.95
6532	19.95

8080

8035	16.95
8039	19.95
8080A	3.95
8085	12.95
8086	99.95
8088	39.95
8741	49.95
8748	59.95
8755	64.95
8155	11.95
8156	11.95
8185	29.95
8185-2	39.95
8202	45.00
8205	4.95
8212	2.75
8214	5.25
8216	2.75
8224	2.95
8225	3.49
8228	4.95
8238	5.50
8243	6.50
8251	6.95
8253	12.95
8253-5	13.95
8255	6.50
8255-5	7.50
8257	16.95
8259	14.95
8275	49.95
8279	15.95
8279-5	16.95
8281	6.50
8283	6.50
8284	5.80
8286	6.65
8287	6.65
8288	24.95
8289	49.95

MISC.

2560	12.85
3242	9.95
1771	24.95
AY5-1013	4.95
TR1602	4.95
IM6402	7.95
8T26	2.49
8T28	2.49
8T97	1.69
8T98	1.69
1488	1.39
1489	1.39

Z80

Z80	9.95
Z80A	12.95
Z80B	19.95
Z80-PIO	7.60
Z80A-PIO	8.60
Z80-CTC	7.65
Z80A-CTC	8.65
Z80-DMA	18.00
Z80A-DMA	25.95
Z80-SIO	21.95
Z80A-SIO	25.95

EPROMS

1702	(1us)	4.95	8pcs	4.75
2708	(450ns)	4.95		4.75
2758	(5v) (450ns)	9.95		Call
2716	(5v) (450ns)	7.95		6.95
2716-1	(5v) (350ns)	12.95		10.95
TMS2716	(450ns)	9.95		8.95
2732	(5v) (450ns)	19.95		Call
2532	(5v) (450ns)	21.95		Call

6800

6800	11.75
6802	17.95
6809	37.95
6810	4.60
6820	5.75
6821	6.40
6828	9.95
6834	19.95
6847	19.95
6850	5.75
6852	5.75
6875	6.95

T.V. CIRCUITS

MC1330	1.89
MC1350	1.29
MC1358	1.79
LM380	1.29
LM565	.99
LM741	.29
LM1310	2.90
LM1800	2.99
LM1889	2.49

ORDER TOLL FREE
800-538-5000
800-662-6233

Cont. USA
 In Calif.

7400 SERIES

7400	.19	7450	.19	74123	.59
7402	.19	7472	.29	74151	.69
7404	.24	7473	.34	74153	.59
7406	.29	7474	.35	74154	1.49
7407	.29	7475	.49	74156	.69
7408	.24	7476	.35	74157	.69
7410	.19	7483	.65	74161	.79
7420	.19	7486	.35	74163	.89
7430	.19	7490	.49	74164	.89
7432	.29	7491	.69	74173	1.39
7440	.19	7492	.59	74174	.89
7442	.49	7493	.49	74175	.89
7445	.69	7496	.74	74176	.89
7446	.69	74100	1.19	74192	.79
7447	.59	74107	.34	74193	.79
7448	.69	74121	.34	74196	.79

IC SOCKETS

8 pin ST	10/1.29	8 pin WW	.59
14 pin ST	10/1.49	14 pin WW	.69
16 pin ST	10/1.69	16 pin WW	.69
18 pin ST	10/1.99	18 pin WW	.99
20 pin ST	10/2.89	20 pin WW	1.09
22 pin ST	10/2.99	22 pin WW	1.39
24 pin ST	10/2.99	24 pin WW	1.49
28 pin ST	10/3.99	28 pin WW	1.69
40 pin ST	10/4.99	40 pin WW	1.99

ST = SOLDERTAIL WW = WIREWRAP

VOLTAGE REG's

7805T	.39	7905T	.99
7812T	.39	7912T	.99
7815T	.39	7915T	1.19
7824T	.39	7924T	1.19
7805K	1.39	7905K	1.49
7812K	1.39	7912K	1.49
78L05	.39	79L05	.79
78L12	.39	79L12	.79
78L15	.39	79L15	.79

T = TO-220 K = TO-3 L = TO-92

TRANSISTORS

PN2222	10/1.00	100/8.99
2N3904	10/1.00	100/8.99
2N3906	10/1.00	100/8.99
2N3055	.79	10/6.99
IN4148		25/1.00
IN4004		10/1.00

74S00 SERIES

74S00	.50	74S124	3.95	74S288	4.75
74S02	.50	74S174	1.49	74S387	5.75
74S04	.50	74S188	4.75	74S471	18.75
74S08	.50	74S195	1.95	74S472	18.75
74S37	.55	74S240	2.95	74S474	19.95
74S74	.80	74S260	1.80	74S570	7.80
74S113	.79	74S287	4.75	74S571	7.80

CMOS

4001	.35	4024	.99	4070	.49
4002	.39	4025	.29	4071	.49
4007	.25	4027	.65	4072	.49
4009	.49	4040	1.29	4081	.39
4010	.49	4042	.99	4093	.99
4011	.35	4046	1.79	4098	2.49
4012	.29	4047	2.49	4503	.69
4013	.49	4049	.49	4508	3.95
4016	.59	4050	.69	74C04	.39
4017	1.19	4060	1.39	74C141	.49
4020	1.19	4066	.79		
4023	.29	4069	.39		

LINEAR

LM301V	.34	LM555V	.39	LM1414	1.59
LM308V	.98	LM556	.69	LM1458V	.69
LM309K	1.49	LM565	.99	LM1488	1.39
LM311V	.64	LM566V	1.49	LM1489	1.39
LM317T	2.29	LM567V	1.29	LM1800	2.99
LM318V	1.49	LM723	.49	LM1889	2.49
LM323K	4.95	LM733	.98	LM3900	.59
LM324	.59	LM741V	.29	75451V	.39
LM339	.99	LM747	.79	MC1330V1	.89
LM377	2.29	LM748V	.59	MC1350V1	.29
LM380	1.29	LM1310	2.90	MC1358	1.79

T = TO-220 V = 8 PIN K = TO-3

LEDS

Jumbo Red	10/1.00
Jumbo Green	6/1.00
Jumbo Yellow	6/1.00
5082-7760 .43°C	.79
MAN74 .3°C	.99
MAN72 .3°C	.99

DIP SWITCHES

4 position	.99
5 position	1.02
6 position	1.06
7 position	1.09
8 position	1.14



JDR MICRODEVICES, INC.
 1101 South Winchester Blvd.
 San Jose, California 95128
 800-538-5000 408-247-4852
 800-662-6233 (Calif.)

TERMS: For shipping include \$2.00 for UPS Ground; \$3.00 for UPS Blue Label Air; \$10.00 minimum order. Bay Area Residents add 6 1/2% sales tax. Residents add 6% sales tax. We reserve the right to limit quantities and substitute manufacturer. Prices subject to change without notice.

THIS IS A REPRESENTATIVE LIST OF STOCK ITEMS, OTHER ITEMS AVAILABLE UPON REQUEST. SPECIAL DISCOUNTS ON LARGE ORDERS.

DIODES/ZENERS			
QTY			
1N914	100v	10mA	.05
1N4005	600v	1A	.08
1N4007	1000v	1A	.15
1N4148	75v	10ma	.05
1N4733	5.1v	1 W Zener	.25
1N4749	24v	"	.25
1N753A	6.2v	500 mW Zener	.25
1N758A	10v	"	.25
1N759A	12v	"	.25
1N5243	13v	"	.25
1N5244B	14v	"	.25
1N5245B	15v	"	.25
1N5349	12v	3W Zener	.25

SOCKETS/BRIDGES			
QTY			
8-pin	pcb .20	ww	.40
14-pin	pcb .25	ww	.60
16-pin	pcb .30	ww	.70
18-pin	pcb .35	ww	.95
20-pin	pcb .45	ww	1.05
22-pin	pcb .50	ww	1.15
24-pin	pcb .55	ww	1.25
28-pin	pcb .60	ww	1.45
40-pin	pcb .70	ww	1.75
Molex plns .01	To-3 Sockets		.35
2 Amp Bridge	200-prv		1.35
25 Amp Bridge	200-prv		2.25

TRANSISTORS, LEDS, etc.			
QTY			
2N2222M (Metal)	.25	(2N2222 Plastic)	.20
2N2222A	NPN		.35
2N2907A	PNP		.35
2N3906	PNP (Plastic)		.25
2N3904	NPN (Plastic)		.25
2N3054	NPN 4A 90v		.60
2N3055	NPN 15A 60v		.75
TIP125	PNP Darlington		.95
LED	Green Red Clear Yellow		.19
DL747	7 seg 5/8" High com-anode		1.95
DL728B	doub 7 seg 5" com-cathode		2.50
MA6740	doub 7 seg 5" com-cathode		2.50
MAN72	7 seg com-anode (Red)		1.50
MAN3630	7 seg com-anode ± 1		1.00
MAN82A	7 seg com-anode (Yellow)		1.50
MAN74	7 seg com-cathode (Red)		1.50

9000 SERIES			
QTY		QTY	
9301	1.95	9322	.65
9309	1.25	9601	.40
9316	.90	9602	.90

C MOS					
QTY		QTY		QTY	
4000	.40	4019	1.15	4041	1.15
4001	.35	4020	1.25	4042	.95
4002	.35	4021	.60	4043	.90
4006	.95	4022	1.25	4044	1.20
4007	.30	4023	.45	4046	1.50
4008	.55	4024	.95	4047	1.50
4009	.75	4025	.45	4048	2.50
4010	.75	4026	2.95	4049	.65
4011	.45	4027	.85	4050	.65
4012	.25	4028	.95	4052 *	.75
4013	.65	4029	1.00	4053	1.50
4014	.95	4030	.95	4060	2.25
4015	.95	4033	2.50	4066	1.25
4016	.55	4034	3.75	4069/74C04	.45
4017	.95	4035	1.75	4070	.60
4018	.75	4040	1.10	4071	.40
				4072	.50
				MC14409	12.50
				MC14419	4.85
				74C151	2.50

MICROS, RAMS CPU's, E-PROMS	
1771 Disc Controller	\$22.50
8T13	1.50
8T23	2.50
8T24	2.50
8T97	1.50
74S188	4.50
1488	1.75
1489	1.75
1702A	8.50
AM9050/TMS4050	5.00
ICM7207	6.95
ICM7208	13.95
MM5314	6.50
MM5311	6.50
MM5316	6.50
MM5387	4.50
MM5369	3.95
TR1602B	5.95
UPD414/TMS4027	1.50
Z80A	11.00
Z80	9.50
Z80PIO(A)	9.50
2102L	1.75
2107B-4	3.95
2114	4.00
2513 (5V) Up/Lo	9.50
2708	4.95
2716T1	6.95
2716(5V)	9.50
TMS2532/2732	22.00
3242	12.50
4116	4.95
6800	9.50
6802	11.50
6820/6520	5.95
6850	7.50
8080	3.95
8085	9.50
8212	2.90
8214	4.95
8216	2.50
8224	4.25
8228	5.95
8251	7.50
8253	9.50
8255	7.50
TMS4044	5.95
ADC0800	22.95

- TTL -							
QTY		QTY		QTY		QTY	
7400	.25	7493	.60	74H10	.35	74LS74	.65
7401	.35	7494	.75	74H11	.45	74LS75	.95
7402	.35	7495	.60	74H15	.45	74LS76	.75
7403	.30	7496	.55	74H20	.45	74L86	.95
7404	.35	74100	1.75	74H21	.35	74LS90	.75
7405	.35	74107	.55	74H22	.40	74LS93	.70
7406	.35	74111	3.00	74H30	.40	74LS107	.90
7407	.65	74121	.55	74H40	.45	74LS109	1.00
7408	.50	74122	.70	74H50	.40	74LS123	1.20
7409	.35	74123	.70	74H51	.40	74LS138	1.00
7410	.35	74125	.75	74H52	.40	74LS151	1.00
7411	.35	74126	.75	74H53	.45	74LS153	1.15
7412	.35	74132	.75	74H55	.45	74LS154	2.50
7413	.45	74141	.90	74H72	.45	74LS157	1.15
7414	.65	74145	1.35	74H74	1.50	74LS160	1.00
7416	.35	74150	1.15	74H101	.95	74LS161	1.50
7417	.40	74151	.95	74H103	.55	74LS164	.90
7420	.45	74153	.95	74L00	.80	74LS193	1.00
7426	.35	74154	1.40	74L02	.60	74LS195	2.00
7427	.40	74156	.70	74L03	.35	74LS196	2.50
7430	.40	74157	1.50	74L04	.90	74LS244	1.50
7432	.65	74158	1.50	74L10	.30	74LS245	1.50
7437	.45	74161	1.50	74L20	.75	74LS253	.95
7438	.50	74163	1.50	74L30	.55	74LS298	1.50
7440	.40	74164	1.50	74L47	1.95	74LS367	1.50
7441	.65	74165	1.10	74L51	.65	74LS368	.95
7442	.65	74166	1.10	74L55	.85	74LS373	.95
7443	.75	74175	.75	74L72	.65	74S00	.50
7444	.75	74176	1.15	74L73	.70	74S02	.60
7445	.75	74177	1.10	74L74	1.95	74S03	.45
7446	.75	74180	1.10	74L75	1.05	74S04	.60
7447	1.50	74181	2.25	74L85	3.00	74S05	.65
7448	1.50	74182	.75	74L93	2.95	74S08	.80
7450	.35	74190	1.25	74L123	2.95	74S10	.65
7451	.50	74191	1.25	74LS00	.30	74S11	.60
7453	.25	74192	1.50	74LS01	.30	74S20	.60
7454	.35	74193	1.50	74LS02	.30	74S22	.75
7460	.40	74194	.95	74LS03	.30	74S40	.70
7470	.35	74195	.95	74LS04	.40	74S50	.70
7472	.40	74196	1.75	74LS05	.30	74S51	.75
7473	.40	74197	.95	74LS08	.40	74S64	.35
7474	.45	74198	1.50	74LS09	.60	74S74	.75
7475	.45	74221	1.50	74LS10	.40	74S86	.95
7476	.45	74298	1.50	74LS11	.40	74S112	.70
7480	.60	74367	1.15	74LS20	.40	74S114	.85
7481	.95	75107A	.95	74LS21	.50	74S133	.85
7482	.95	75451	.85	74LS22	.45	74S140	.95
7483	.75	75452	.85	74LS27	.40	74S151	.95
7485	.75	75491	1.50	74LS32	.60	74S153	1.50
7486	.55	75492	1.50	74LS37	.60	74S157	1.50
7489	1.95	74H00	.40	74LS38	.65	74S158	1.50
7490	.75	74H01	.40	74LS40	.70	74S194	1.75
7491	.60	74H04	.90	74LS42	.75	74S196	2.00
7492	.50	74H05	.55	74LS47	.95	74S257(8123)	1.95
		74H08	.90	74LS51	.95	74S287	3.95
						8131	2.75

I ² L, LINEARS, REGULATORS, etc.					
QTY		QTY		QTY	
XR2206	3.95	LM320K15	1.65	LM340K24	1.50
MCT2(E)	1.25	LM320K24	1.65	LM373	3.95
8038	4.50	LM320T5(7905)	1.65	LM377	1.95
LM201	2.00	LM320T12	1.65	78L05	.75
LM301	.95	LM320T15	1.65	78L12	.75
LM308	1.25	LM323K	4.95	78L15	.75
LM309H	1.50	LM324	.85	78M05	1.95
LM309(340K-5)	1.50	LM337T	2.25	LM380(8-14 Pin) 386N	1.19
LM310	.85	LM339	.95	LM709(8-14 Pin)	.75
LM311 (8-14 Pin)	1.50	7805(340T5)	1.50	LM711	.75
LM317T	2.25	LM340T12	1.50	LM723	.75
LM318N	1.60	LM340T15	1.50	LM725	2.95
LM320H6	.89	LM340T18	1.50	LM739	1.95
LM320H15	.89	LM340T24	1.50	LM741(8-14)	.55
LM320H24	.89	LM340K12	1.50	LM747	1.25
LM320K5	1.65	LM340K15	1.50	LM1307	1.75
LM320K12	1.65	LM340K18	1.50	LM1458	.65
				LM3900	.95
				LM3909	1.50
				NE555	.50
				NE556	1.00
				NE565	1.50
				NE566	1.75
				NE567	1.50
				TA7205	2.95
				76477	2.95
				95H90	9.95
				TL081CP	.75

INTEGRATED CIRCUITS UNLIMITED, INC.

7889 Clairemont Mesa Blvd., San Diego, California 92111

Out of State 1-800-854-2211
California 1-800-542-6239

(714) 278-4394

Telex: 697-827
TWX 910-335-1577

Name _____

Street Address _____

City _____ State _____ Zip _____

Phone _____ Charge card # BA MC _____ Exp. Date _____

- C.O.D.
- Will Call
- UPS

MUSICIANS: BUILD YOUR OWN MIXING CONSOLE!

For PA or recording use, building your own saves money while giving excellent performance... and the MusiKits listed below are just what you need to get going.

These are the same kits described in Craig Anderton's bestselling book, "Home Recording for Musicians". These kits include PC board, quality components, switches, and pots but DO NOT include instructions since the book contains all schematics, assembly procedures, and applications needed to successfully use and apply these kits.

10 day trial: We recognize that "do it yourself" isn't for everybody. So, order the book and look it over; if the building process looks too complex, return the book in resaleable condition within 10 days for full refund.

"Home Recording for Musicians". This is the book that has shown thousands of musicians how to make quality recordings using common, inexpensive equipment. Covers mixing, mixing, consoles, noise reduction, how to build a very high performance monaural mixer, and much more. 190 pages, softcover; \$9.95.

Project #13-15 - Bipolar $\pm 15V$ power supply suitable for powering the kits described below. Up to 250 mA per side; includes transformer. \$15.00.

Project #28 - Main Mixer. You can make a quality mono mix down from a four or eight track recorder with nothing more than this module. \$25.65.

Project #29 - Cue System Mixer. Adds extra output bus for cue function. \$29.50.

Project #30 - Reverb System Mixer. Adds extra bus for reverb; includes drive and recovery amp but does not include springs. \$34.50.

Project #31 - Preamp/Input Selector Module. Gain variable from X1 to X20; also includes input selector switch, and low pass rolloff filter to minimize microphone "Popping". \$19.25.

Project #32 - Tone Control Module. Bass/Treble, Boost/Cut shelving type equalizer. \$19.25.

Project #33 - Noise Gate Module. Suppresses tape hiss and also allows for special effects. \$33.35.

The following projects are not described in the "Home Recording" book, and include assembly instructions.

Project #34 - Budget Noise Reduction System. Uses Pre-Emphasis/De-Emphasis techniques. Requires more care in usage than expensive noise reduction systems, but does the job well and costs very little. \$24/channel, \$90/four channels.

Project #35 - Octave Doubling Fuzz. Includes one normal fuzz channel and one "octave doubling" fuzz channel to give a bigger-than-life guitar sound. \$30.00.

Project #8 - Comp-responder. Increase sustain without distortion and add some gain at same time if needed. Also good for keeping levels constant while recording. \$22.50.

Project #21 - Phase Shifter. 4 stage phaser includes wide range speed, depth, offset and volume controls. Add/subtract switch provides filter-like effects; also includes vibrato option. Uses opto-isolators rather than FET voltage control elements for low noise/low distortion operation. \$51.35.

TERMS: Call res add tax. Allow 5% shipping; excess refunded. Orders under \$15 add \$2 handling. VISA and Mastercard \neq orders (\$25 min) call (415) 362-0638, 24 hrs. Include street address for UPS. More information? Send \$2 cents in stamps for our MusiKit flyer (US and Canada only) or circle the bingo number.

SEND FOR OUR FLYER
FOR MORE MUSIKITS™

GODBOUNT
ELECTRONICS
BOX 2355, OAKLAND AIRPORT, CA 94614

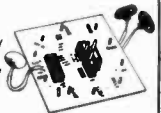
CIRCLE NO. 26 ON FREE INFORMATION CARD

HAND HELD GAME BOARD SPECIALS

These are the complete functional circuit boards from popular hand held games — no case or batteries supplied.

Computer Perfect

Has 10 LEDs and tone signals. You try to guess correct button sequence to light LEDs in order. Requires two 9V batteries. With instructions. C24404 \$4.50



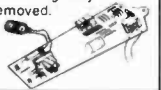
Computer Mind

You guess the secret number stored in computer chip memory. Has 10 LEDs and keyboard. Requires one 9V battery. With instructions. C24405 \$3.75



Starsound Board

Unique board uses IC circuitry and gravity switch to produce space engine sounds. Point the board downwards and it produces "idle" sounds. Point upwards and the sound increases in pulsating frequency to produce "Blastoff" sounds. Originally had LED circuitry but this has been removed. Sound portion is 100% perfect. Requires 9V battery and speaker. C24406 \$2.50



120 VAC

Xenon Strobe Kit


Complete variable rate strobe light kit.

Contains all parts. PC board, fine cord and instructions. C23071 \$7.50



Super LED Flasher Kit

Great for Robot projects this simple to build kit uses IC circuitry to randomly flash 4 LEDs; 2 red, 1 yellow, 1 green. Complete with all parts, PC board and instructions. Size: 2" x 2". Operates on 9VDC. C24407 \$4.98



CHANEY
electronics inc.

P.O. BOX 27038
DENVER, COLORADO 80227

Phone Orders
303-781-5750

• Minimum AD Order \$6.00
• Please include \$1.50 for postage
• VISA MC accepted
• Phone orders are welcome

Send for our free catalog of unique items

CIRCLE NO. 14 ON FREE INFORMATION CARD

Quest

P.O. Box 44300
Santa Clara, CA 95054

ELECTRONICS Will call: 2322 Walsh Ave.
(408) 988-1640 TWX 910-338-2139

Same day shipment. First line parts only. Factory tested. Guaranteed money back. Quality IC's and other components at factory prices.

INTEGRATED CIRCUITS

74LS00 TTL	MOS MEMORY RAM	ROM	MICROPROCESSOR	IC SOCKETS	DISPLAY LEADS
74LS00N 28 2101-1 3.85 1702A	8 95 5502	10.95	Solder Tin Low Profile	MAN1	CA 270 2 90
74LS02N 28 2102-1 3.85 2708	6.10 5504	9.95	PIN 1UP PIN 1UP	MAN2	CA 125 3 90
74LS04N 35 2102AL-4 1.45 271611	18.00 6522	9.95	8 15 22 30	MAN27 74	CA 300 1 00
74LS05N 25 2102AN-2L 1.65 2716 5 volt	10.50 6600	6.95	16 16 28 42	DL704	CA 300 1 25
74LS08N 35 2108-4 3.35 80716 5 volt	6.95 8902	11.95	16 16 28 42	DL707-DL707R	CA 300 1 00
74LS15N 35 2107B-4 3.75 2732	29.50 6820	4.95	16 27 35 38	DL727 728	CA 300 1 90
74LS13N 55 2111-1 3.75 2738	19.50 6850	5.95	20 29 40 57	DL737 750	CA 600 1 95
74LS14N 1.00 2112-2 3.95 6714A	50.00 8064A	3.95	2 level 14 pin. 20	FN0339	CA 357 7 00
74LS20N 35 2114A-5 20pins 3.75 8748	55.00 8085	12.95		FN100-507	CA 300 1 35
74LS22N 35 2114A 30pins 4.00 8748-B	55.00 8086	75.00		FN080-310	CA 500 1 90
74LS28N 35 4116 20pins 3.75 8754A	55.00 280	3.95		FN080-807	CA 800 2 20
74LS30N 35 384116 20pins 23.95 88233	2.95 290A	11.95	14 46 24 93	3 pin Bubble	60
74LS33N 60 MM570C 40 NDS2123	4.75 9212	2.90	16 49 28 100	10 pin nibble	1.25
74LS38N 50 MM5280 3.00 NDS2126	4.75 8214	3.95	16 67 40	7570 Clear photocoupler	39
74LS74N 45 MM5230 9.95 NDS2129	4.75 8216	2.90		TL311 Hex	3 90
74LS75N 65 MM5330 6.94 NDS2131	6.50 8224	3.45		MAN4510	CC 30 1 10
74LS90N 50 PD041D-3 4.00 NDS2136	8.75 8228	4.95		MAN4610	CC 40 1 20
74LS93N 75 PD041D-4 5.00 NDS2137	8.75 8251	6.95		MAN4640	CC 40 1 20
74LS99N 1.00 PS101L 6.95 DM8577	2.90 8253	15.00		MAN4740	CC 40 1 20
74LS107N 45 4200A 9.95 8223	3.50 5955	5.75	10 MHz	MAN4840	CC 58 2 90
74LS109N 45 8252 2.90 8257	10.95 10 MHz	3.90	5 MHz	MAN6710	CC 60 1 35
74LS133N 89 HD165-5 6.95 INTERFACE	8259	14.95	20 MHz	MAN6740	CC 60 1 35
74LS135N 50 MM5710 4.50 8095	1800CP bias 13.95 32 MHz	3.90			
74LS151N 75 GM478800-1 9.95 8096	1800CP bias 13.95 32 MHz	3.90			
74LS155N 75 MCMM6751A 9.95 8097	1800CP bias 13.95 32 MHz	3.90			
74LS157N 1.10 9098 3.50 8098	1800CP bias 13.95 32 MHz	3.90			
74LS162N 1.10 4100 10.00 8798	1800CP bias 13.95 32 MHz	3.90			
74LS163N 1.10 4105 16.00 8710	1800CP bias 13.95 32 MHz	3.90			
74LS174N 1.15 8713 3.00	1800CP bias 13.95 32 MHz	3.90			
74LS190N 1.25 8720 5.50	1800CP bias 13.95 32 MHz	3.90			
74LS221N 1.25 8726 1.60	1800CP bias 13.95 32 MHz	3.90			
74LS258N 1.00 8728 3.20	1800CP bias 13.95 32 MHz	3.90			
74LS367N 89 8729 1.65	1800CP bias 13.95 32 MHz	3.90			

Linear CMOS and 7400 complete lines in stock. Send for catalog.

Modem Kit \$60.00
State of the art, orig., answer. No tuning necessary. 103 compatible 300 baud. Inexpensive acoustic coupler plans included. Bd. only \$17.00.

Z80 Microcomputer
16 bit I/O, 2 MHz clock, 2K RAM, ROM Breadboard space. Excellent for control. Bare Board \$28.50. Full Kit \$99.00. Monitor \$20.00. Power Supply Kit \$35.00. Tiny Basic \$30.00.

Video Modulator Kit \$9.95
Convert TV set into a high quality monitor w/o affecting usage. Comp. kit w/full instr.

Multi-volt Computer Power Supply
By 5 amp, $\pm 18V$.5 amp 5v 1.5 amp. -5v .5 amp, 12v .5 amp, -12v option. $\pm 5v$, $\pm 12v$ are regulated. Basic Kit \$29.95. Kit with chassis and all hardware \$43.95. Add \$4.00 shipping. Kit of hardware \$14.00. Woodgrain case \$10.00. \$1.50 shipping.

TERMS: \$5.00 min. order U.S. Funds. Calif residents add 6% tax. \$10.00 min. BankAmericard and Master Charge accepted. \$1.00 insurance optional. Postage: Add 5%. C.O.D. \$10.00 min. order.

CIRCLE NO. 51 ON FREE INFORMATION CARD

RCA Cosmac 1802 Super Elf Computer Kit \$106.95

The Quest Super Elf is the right choice for the person who has a need to learn more about computers, from an understanding of the hardware and how it goes together to beginning programming with machine language on up through basic.



Tremendous Value
The Super Elf is a tremendous value as it combines video, digital displays, LED displays, and music, all on a single board for \$106.95. Its unique ability for single step debugging, display of state and mode of the computer and display of addressing as an inexpensive option gives it an "easy to use" capability not available anywhere at the price.

Inexpensive Expansion
The Super Elf expansion capability is virtually unlimited and you can do it inexpensively one step at a time. Expansion includes cassette interface, additional memory, color video, Basic, ASCII keyboard, printer, floppy, S-100 bus, RS232, etc.

Strong Software Support
The Super Elf comes complete with power supply and detailed 127 page instruction manual which includes over 40 pages of

software, including a series of lessons to help get you started and a music program and graphics target game. Many schools and universities are using the Super Elf as a course of study. OEM's use it for training and R&D. A monthly newsletter, Quest-data is devoted exclusively to software for the Super Elf and there are many software books available at low cost. You can do a tremendous amount with the software available and there is more coming every day. Of course, you can do your own programming which is fun and very rewarding.

60 Hz Crystal Time Base Kit \$4.40
Converts digital clocks from AC line frequency to crystal time base. Outstanding accuracy.

Rockwell AIM 65 Computer
4K version \$450.00

Free 14 Page Brochure
Send or call for a free brochure on all details and pricing of the Super Elf and its expansion. We will get it right out to you!

Ohio Scientific Computer Products
CIP Series 2 \$447.00
with monitor/TV combo \$599.00
CIPMF Series 2 \$1225.00
with monitor TV/combo \$1349.00
Superboard II \$289.00

FREE: Send for your copy of our NEW 1981 QUEST CATALOG. Include 48¢ stamp.

THE MICROCOMPUTER MART

COMPUTER RETAIL STORES

MICROCOMPUTER MART RATE: 1" x 1 Column (1-5/8") \$150. 1-1/2" x 1 Column (1-5/8") \$225.00. 2" x 1 Column (1-5/8") \$300.00. **GENERAL INFORMATION:** Frequency rates available. Payment must accompany copy except credit card—Am. Ex., Diners, MC, VISA (supply Expiration date)—or accredited ad agency insertions. Orders are not acknowledged. They will appear in next available issue after receipt. Closing date: 1st of the 2nd month preceding cover date (for example, April issue closes February 1st). Send order and remittance to MicroComputerMart, **POPULAR ELECTRONICS**, One Park Avenue, New York, NY 10016. Direct inquiries to (212) 725-3485.

MASSACHUSETTS



THIS is only one of hundreds of unusual values . . .

Get your **FREE CATALOG** today!

245A Great Road
Littleton,
MA 01460

Model 111 16 K • \$859

TOLL FREE
1-800-343-8124

computer plus

CALIFORNIA

OHIO SCIENTIFIC MICRO-COMPUTERS

A.A. Office
Equipment Company
2140 American Avenue
Hayward, CA 94545
(415) 782-6110

The Original ByteShop®

1415 W. El Camino Real
Mountain View, CA 94040
(415) 969-5464

OHIO SCIENTIFIC

Get The Catalog & Our Low Prices
Data Products Maintenance
9460 Telstar
El Monte, CA 91731
(213) 350-4191 (714) 994-4180

OVER 4000
Microcomputer parts, boards,
peripherals, systems,
and software

IN STOCK

Send for your free 1981 catalog

JADE
Computer Products

4901 West Rosecrans Ave.
Hawthorne, California 90250
(213) 973-7707
(800) 421-5500

NEW HAMPSHIRE

DON'T MISS

MICROCOMPUTING™
— the encyclopedia of microcomputing

and **80 microcomputing™**
— for the users of the TRS-80*

For subscription information write to:
Microcomputing P.O. Box 2046
80 Place Street Essex, Maine
1988 is a trademark of the Radio Shack® Division of Tandy Corporation

NEW YORK

Cromemco

Tomorrow's Computers Today!
BEST PRICING — WARRANTY SERVICE
COMPUTER CENTER
31 E. 31st St & 480 Lex. Ave
N.Y., NY 10016 N.Y., N.Y. 10167
(212) 889-8130

RHODE ISLAND

WHOLESALE COMPUTER PRICES DIRECT TO THE PUBLIC!

Apple • Atari •
HP-85 • Intertec •
Soroc • TRS-80II •
NEC Spinwriter

CALL TOLL FREE
1-800-556-7586

OMEGA Sales Co. 12 Meeting St.
Cumberland, RI
(401) 722-1027

TEXAS

TEXAS COMPUTER SYSTEMS
Radio Shack
Authorized Sales Center, OFFERS
LOWEST PRICES on

TRS-80
COMPUTERS

Call TOLL FREE for the BEST PRICES on all Radio Shack® Computers and accessories
• FREE SHIPPING on most items
• No cut of state sales tax charged

NEW—Percom DOUBLE DENSITY for Model 4 Twice the disk space. Easy to install. No modifications. Copies single density to DOUBLE DENSITY to convert existing software. Less than \$200

TOLL FREE 800-351-1473
Texas Residents 915-557-0673
TEXAS COMPUTER SYSTEMS
106-E 10th, Brady, TX 76825
Radio Shack® Authorized Sales Center 7/81
1988 is a trademark of Tandy Corp.

COMPUTER RETAILERS
Increase Your Sales Responses!!!

Your computer store ad in **THE MICROCOMPUTER MART** will enable you to reach **POPULAR ELECTRONICS' 212) 725-3485.**



As a Radio Shack® Authorized Sales Center owned & operated by Pan American Electronics, Inc., we can sell them for less. *No taxes* collected on out-of-state shipments. *We pay shipping & insurance.*

TOLL FREE 800/531-7466
Texas & Main No.
512/581-2765
1117 Conway
Mission, Texas 78572

WISCONSIN

OHIO SCIENTIFIC SYSTEMS

We'll Beat Any Price!
We also carry Apple Computers

Write or call for prices
TOLL FREE 1-(800) 558-4237
COMPUTERS PLUS INC.,
2749 South 108th St.
Milwaukee, WI 53227
(414) 321-1770

MICROFILM EDITIONS AVAILABLE

Copies of **POPULAR ELECTRONICS** Magazine are available on microfilm from Xerox University Microfilms, Ann Arbor, Michigan; Microfiche from Bell & Howell, Micro Photo Division, Wooster, Ohio.



VECTOR SLIT-N-WRAP™ MEETS PAR. 5.6 MIL-STD-1130A

4 TIMES FASTER WITH NO PRECUTTING NO PRESTRIPPING

SLIT-N-WRAP TO BE SURE DON'T JUST WRAP AND WONDER IF THE POST CUT THE INSULATION

cross section on diagonal on bottom and unwrapped wire on top



Vector Electronic Company
INCORPORATED

12460 Gladstone Ave., Sylmar, CA 91342

CIRCLE NO. 60 ON FREE INFORMATION CARD

Electronics Classified

CLASSIFIED RATES: Per Word, 15 Word Minimum. **COMMERCIAL:** \$3.00. **EXPAND-AD*:** \$4.50. **DISPLAY:** 1" x 2 1/4", \$370.00. 2" x 2 1/4", \$740.00. 3" x 2 1/4", \$1,110.00. **GENERAL INFORMATION:** Frequency rates and prepayment discounts available. Payment must accompany order except credit card—Am. Ex., Diners, MC, VISA (include exp. date)—or accredited ad agency insertions. Copy subject to publisher's approval: must be typewritten or printed. First word set in caps. Advertisers using P.O. Boxes MUST supply permanent address and telephone number. Orders not acknowledged. They will appear in next available issue after receipt. Closing date: 1st of the 2nd month preceding cover date (e.g., Mar. issue closes Jan. 1). Send order & remittance to: Classified Advertising, Popular Electronics Magazine, 1 Park Avenue, New York, NY 10016. Direct inquiries to Rose Lynch (212) 725-7686.

FOR SALE

FREE! Bargain Catalog—I.C.'s, LED's, readouts, fiber optics, calculators parts & kits, semiconductors, parts. Poly Paks, Box 942PE, Lynnfield, Mass. 01940.

GOVERNMENT and industrial surplus receivers, transmitters, snooper scopes, electronic parts, Picture Catalog 25 cents. Meshna, Nahant, Mass. 01908.

ELECTRONIC PARTS, semiconductors, kits. **FREE FLYER.** Large catalog \$1.00 deposit. **BIGELOW ELECTRONICS**, Bluffton, Ohio 45817.

RADIO—T.V. Tubes—49 cents each. Send for free catalog. Cornell, 4213 University, San Diego, Calif. 92105.

SAVE UP TO 50% on name brand test equipment. Free catalog and price list. Salen Electronics, Box 82, Skokie, IL 60077.

TELETYPE EQUIPMENT: Copy Military, Press, Weather, Amateur, Commercial Transmissions. Catalog \$1.00. **WEATHER-MAP RECORDERS:** Copy Satellite Photographs, National-Local Weather Maps. Learn How! \$1.00. Atlantic Sales, 3730 Nautilus Ave., Brooklyn, NY 11224. Phone: (212) 372-0349.

SOUND SYNTHESIZER KITS—Surf \$19.95, Wind \$19.95, Wind Chimes \$24.95, Musical Accessories, many more. Catalog free. PAIA Electronics, Box J14359, Oklahoma City, OK 73114.

BUILD AND SAVE TELEPHONES, TELEVISION, DETECTIVE, BROADCAST Electronics. We sell construction plans with an Engineering Service. Speakerphones, Answering Machines, Carphones, Phonevision, Dialers, Color TV Converters, VTR, Games, \$25 TV Camera, Electron Microscope, Special Effects Generator, Time Base Corrector, Chroma Key, Engineering Courses in Telephone, Integrated Circuits, Detective Electronics. **PLUS MUCH MORE.** NEW Super Hobby by Catalog PLUS year's subscription to Electronic News Letter, \$1.00. Don Britton Enterprises, 6200 Wilshire Blvd., Los Angeles, Calif. 90048.

UNSCRAMBLERS FOR any scanner. Several models available. Free literature. Capri Electronics, 8753T Windom, St. Louis, MO 63114.

UNSCRAMBLERS, seven models available to decode police, ambulance, and fire coded transmissions. Other scanner devices. Tone encoders/decoders. Telephone accessories, etc. Free Catalog. **KRYSTAL KITS**, Box 445, Bentonville, AR 72712. (501) 273-5340.

POLICE/FIRE SCANNERS, crystals, antennas, CBs, Radar Detectors. HPR, Box 19224, Denver, CO 80219.

PRINTED CIRCUIT supplies, chemicals, tools, artwork, plating solutions. Major credit cards. Catalog \$2.00, refundable. **CIRCOLEX**, Box 198, Marcy, NY 13403.

RECONDITIONED TEST EQUIPMENT \$1.00 for catalog. **WALTER'S TEST EQUIPMENT**, 2697 Nickel, San Pablo, CA 94806, (415) 758-1050.

Buy Gov't Surplus SAVE To 85% SURPLUS CENTER Box 82209-PE Lincoln, Nebraska Zip Code 68501

Send 60¢ For Big Bargain Catalog
1000's Of Bargains; Surplus, Excess Inventory, Brand Name New Equipment

COMPRESSORS • WINCHES • GEAR MOTORS
TELEPHONES • WELDERS • POWER PLANTS
SURVIVING INSTRUMENTS • ELECTRONICS
FIRE/BUCKALAR ALARMS • PAINT GUNS
TAPPS • BINOCULARS • TOOL BOXES
HYDRAULICS • AIR TOOLS • PUMPS



NEW ELECTRONIC PARTS. Continuously stocked. Stamp brings catalog. Daytapro Electronics, 3029 N. Wilshire Ln., Arlington Hts., IL 60004.

CABLE TV DESCRAMBLERS AND CONVERTERS. MICROWAVE ANTENNAS AND DOWN CONVERTERS. Plans and parts. Build or buy. For information send \$2.00. C&D Company, P.O. Box 21, Jenison, MI 49428.

ELECTRONIC CATALOG. Over 4,500 items. Parts, & components. Everything needed by the hobbyist or technician. \$2.00 (U.S. funds) \$4.00 Foreign Postage & handling, refundable with first \$15.00 order. T & M Electronics, 472 East Main St., Patchogue, NY 11772. (516) 289-2520.

SPEAKERS SAVE 50%. Build your own speaker system. Write: McGee Radio Electronics, 1901 McGee Street, Kansas City, Missouri 64108.

PRINTED CIRCUIT BOARDS, your artwork. Quick delivery. Reasonable. Atlas Circuits, Box 974, Waynesville, NC 28786. (704) 456-3739.

FIBER OPTIC SPECIALS—100 foot spool of fiber \$3.00—Experimenter's kit \$6.00—High Power LED with matched Detector \$10.00—Data Link construction plans (detailed) \$5.00. Catalog with samples \$1.00. **FIBERTRONICS**, Box 322-A, Pimos, PA 19018.

SCRAMBLED TELEVISION—Encoding/Decoding. New publication. Complete theory, circuits. \$9.95. Workshop, Box 393PEI, Bethpage, NY 11714.

Telephone Listening Device

Record telephone conversations in your office or home. Connects between any cassette or tape recorder and your telephone or telephone LINE. Starts automatically when phone is answered. Records both sides of phone conversation. Stops recorder when phone is hung up. This device is not an answering service.



Each \$18.95
Qty Disc Avail

Super Powerful Wireless Mic

10 times more powerful than other mics. Transmits up to 1/4 mile to any FM radio. Easy to assemble kit. 15V battery (not incl.)

Call (305) 725-1000 or send \$18.95 + \$1.00 shipping per item to USI Corp., P.O. Box PE-2052, Melbourne, FL 32901. COD's accept. For catalog of transmitters, voice scramblers and other specialty items, enclose \$2.00 to USI Corp.

CHEMICALS, Apparatus, Project Books, Wide Selection. Catalog send \$1.00 to Pioneer Corp., 14a Hughey Street, Nashua, NH 03060.

TEST EQUIPMENT, new and used. Catalog \$1.00. PTI, Box 8756; White Bear Lake, MN 55110.

QUALITY AUDIO COMPONENTS, Multi-Track Equipment, Programmable Calculators, Accessories. Competitive Pricing! Prompt Delivery! Knowledgeable staff! Service Facility! Credit Cards accepted. **FREE** catalog. **SOUND IDEAS**, Dept. SR, PO Box 340, Cary, N.C. 27511. 1-800-334-2483 (N.C. 919-467-8462).

SATELLITE TELEVISION INFORMATION—Build or buy your own Earth Station. U.S.\$4.00 Satellite Television, RD 3, Oxford, NY 13830.

UNSCRAMBLE CODED MESSAGES from police, fire and medical channels. Also telephone recording adaptor. Same day service. Satisfaction guaranteed. Don Nobles Electronics, Inc. Rt. 7, Box 610-A, Hot Springs, AR 71901. (501) 623-6027.

DECODER KIT, TV UHF CHANNELS. Sine Wave Decoder System. Model 7 + 11 SWD, complete kit \$139.00, plus 5% for shipping and handling. Also parts etc. Catalog \$1.00. Visa, Master Charge acceptable. Simple Simon Electronic Kits, 11852 S. Hawthorne Blvd., Hawthorne, California 90250. TEL: (213) 675-2335.

PCB as low as 15¢ sq-in. FREE DRILLING. International Enterprise, 6452 Hazel Circle, Simi Valley, CA 93065.

SUBSCRIPTION TELEVISION EDUCATION MANUAL! Two scrambling decoding systems, theory, circuits. Decoder dealers listed. \$14.95. Microwave Television Manual: \$16.25. Kits available. Information package: \$2.00. **ABEX**, P.O. Box 26601-P5, San Francisco, CA 94126.

TELEVISION DOWNCONVERTERS and decoders \$99.95 up. Details for Stamp. GW Electronics, POB 688, Greenwood, IN 46142.

POLICE SCANNERS AT WHOLESALE PRICES. VISA/MC Phone orders accepted. (415) 573-1624. Free catalog write: Scanners Unlimited, 1199A Laurel Street, San Carlos, CA 94070.

TOP QUALITY SPEAKERS AND KITS. Send \$2.00. Speaker Warehouse, 809 North Route 441, Hollywood, FL 33021.

RF POWER TRANSISTORS - TUBES SPECIAL PARTS for "HAM" linears. MRF454 \$17.00, MRF455A \$14.00, 8950 \$9.00, 6LF6 \$5.50. Catalog and cross-reference help available. C.O.D., VISA/MC Accepted. **WESTCOM**, 1320 Grand, San Marcos, CA 92069. (714) 744-0728.

RADIOTELETYPE WORLD PRESS stations list. Over 50 news services transmitting 24 hours in English worldwide. Much news confidential. Hundreds of frequencies and times. Simple Equipment. How to set up, sources. Book including three lists, \$5.95 plus \$.50 shipping. **UNIVERSAL ELECTRONICS**, 1280 Aida Drive, Reynoldsburg, Ohio 43068.

SCRAMBLED TELEVISION TUNERS: Wideband UHF tuner, covers most of UHF to VHF channels. \$24.95 plus \$1.50 postage. Money order only. Quest Electronics, Box 1722, Costa Mesa, CA 92627.

AMATEUR SCIENTISTS, Electronics Experimenters . . . Construction plans - drawings, schematics, parts lists. Over 60 items. Catalog - \$1.00. Technical Writers Group, Box 5994, University Station, Raleigh, NC 27650.

TO RECEIVE FREE UNINTERRUPTED movies, Sports shows. Send \$199.95 for complete ready to install **AMATEUR MICROWAVE SUBSCRIPTION T.V. ANTENNA**, or \$9.95 for complete plans, fully guaranteed and refundable against purchase of Antenna. Philips-Tech Electronics, Dept Sp-12, 5025 North 68th Street, Scottsdale, Arizona 85253.

ELECTRIC CAR CONVERSIONS. Drawings, pictures, and prices \$2.00 to: Conversions, 2103-P Leeway, Roseville, CA 95678.

LOWEST PRICES ELECTRONIC PARTS, confidential catalog free. **KNAPP**, 4750 96th St. N., St. Petersburg, FL 33708.

Satellite TV

FOR THE HOME

Sick of Network TV?

Our receiver lets you get over 75 channels of television directly from earth-orbiting cable TV satellites: HBO, Showtime, super stations, sports and movies worldwide.

We don't just sell information! We Manufacture Hardware!

technical information book and catalog gives you all the facts. Inexpensive dishes, feeds, telemetry software, kits and more. Recommended reading by NASA, The Office of Consumer Affairs and quality companies like Rockwell/Collins. Send \$7.95 today!

CALL
24-hr. C.O.D. Hotline
(305) 339-7800

SPACECOAST
RESEARCH CORPORATION
P.O. Box 442-A, Altamonte Spgs, FL 32701



From offshore oil rigs, data links to hotels and backyard installations, we wrote the book. Constantly updated, our 94 Page



"FONO-NET"™ Accurate-quick test of phonograph amplifiers with any Audio Generator. Individually calibrated. Guaranteed. \$29.95 postage paid. **QUANTITY DISCOUNTS.** R.C. Davidson, Inc., 3005 Bagley Avenue, Los Angeles, CA 90034.

SATELLITE VISION

We manufacture the highest spec 3-meter data & video dish in the world 41db gain! We also sell direct. Immediate delivery or you pick up. Complete details including satellite TV information, pricing service and discount schedule. Send **BUY DIRECT** \$1.25 for postage & handling to: **TIGER TENNAS**, P. O. Box 561, Casselberry, Florida 32707





ELECTRONIC ORGAN KITS

3-4 Manuals

THEATER and CLASSICAL

Refundable Parts
Brochure \$2.00 Kit \$1.50

Wurlitzer reproductions

DEVTRONIX ORGANS, INC., Dept 20
6101 WAREHOUSE WAY, SACRAMENTO, CA 95826

ELECTRIC CAR PARTS. Catalog contains parts, plans, instructions. Send \$3.00 to: Electric Vehicle Components Catalog, Flight Systems, Dept. EV8, Box 25, Mechanicsburg, PA 17055.

MICROWAVE TV downconverter, prebuilt \$140.00. Specify output channel. Complete system, \$294.95. Free information. TEM MICROWAVE, 22518 97th Ave. No., Corcoran, MN 55374. 612-498-8014.

ETCHING SOLUTION Ammonium persulfate. \$2.85/lb. A pound makes two gallons. P/H \$7.5 per pound. EV Electronics, Box 247, Perryville, MO 63775.

PICTURE TUBE REBUILDING equipment new and used. ATOLL TELEVISION, 6425 Irving Park, Chicago, Illinois 60634.

ROBOT KITS, PARTS, MATERIALS BOOKS. Send \$3 for subscription to catalog and newsletter. ROBOT MART, 19 West 34th St., New York, NY 10001.

FREE SPEAKER CATALOG! Woofers, mids, tweeters, hardware, crossovers, grille cloth, plans, kits, information, much more. Discount Prices. Universal Sound, Dept PE, 2253 Ringling Blvd., Sarasota, FL 33577. (813) 953-5363.

ATARI SPACE INVADERS IS MORE FUN with the RAPID FIRE Variation. Doesn't LIMIT YOU to FIRING ONLY ONE LASER each time. APPLIES INSTANTLY!! NO MODIFICATION TO YOUR COMPONENTS! NOW SPECIALLY PRICED! \$5.98 COMPLETE. BALIS, Box 522, Brooklyn, NY 11215.

SATELLITE TELEVISION . . . HOWARD/COLEMAN boards to build your own receiver. For more information write . . . ROBERT COLEMAN, Rt. 3, Box 58-APE, Travelers Rest, S.C. 29690.

SATELLITE TELEVISION RECEIVERS \$300, dishes \$100, LNAs, downconverters. Catalog \$5.00. Satellite Systems Development, 1271 Traugber St., Milpitas, CA 95035.

DECODE Morse and RTTY signals off the air with our MORSE-A-WORD or RTTY READER. MORSE-A-KEYER keyboard also available. Quality kits or factory wired. Call or write for details. MICROCRAFT, Box 513PE, Thiensville, WI 53092. (414) 241-8144.

TV/FM ANTENNA, UHF/VHF/FM, for fringe reception of color and HiFi. Patented inside outside installation slotted array. Nothing else needed. Order postpaid. Guaranteed, insured, airmail. Cash. COD, Mastercharge, Visa, for \$20 from: SADCO, 11621 Hughes NE, Albuquerque, New Mexico USA 87112.

SURPLUS TRANSISTORS, Capacitors, Resistors, unused condition. For price listing send \$2 (credit first order) Box 972, Hawthorne, CA 90250.

SATELLITE TV

RECEIVE 200 CHANNELS ANYWHERE! That's what the ads say. Yes, you can receive 75 to 200 channels, but not just anywhere.

We offer an independent computer analysis of your location, anywhere in the world. Our computer will tell you which satellites you can receive, where to point your antenna, & how strong the signals are likely to be.

The cost? Only \$19.95 postpaid (Air Mail \$2.00 extra). Save hundreds—even thousands—of dollars. Send Money Order, check, or charge it on your VISA or Master Card.

Call Toll Free 24-hrs! 800-228-2606
In Nebraska, 800-642-8777

SATELLITE COMPUTER SERVICE
Dept. PE, 1808 Pomona Drive
Las Cruces, NM 88001 U.S.A.

MINIATURE CITIZEN BAND TRANSMITTER, ideal for model rockets and balloons. Schematic cost five dollars. James Brown, 120 Softwood, Corpus Christi, Texas 78410.

SUBSCRIPTION TV. Complete 2300 MHZ Microwave Antenna System. 18 inch dish, probe type unit. Six month warranty, \$279.95. Detailed plans, \$9.95, refundable towards antenna purchase. Program guide & parts, also available. DynaComp Electronics, Dept. AMA, POB 4181, Scottsdale, AZ 85258. (602) 941-9395.

SPACE-AGE BOOKS: "Holography" (patents) \$15.00 "Liquid Crystal Devices" (patents) \$15.00. Optosonic Press, Box 883, Ansonia, New York, NY 10023.

PRIME IC's, EPROM's custom programmed. Super prices. Write: BLAC Electronics, Box 155, Littleton, NH 03561.

SUBSCRIPTION TV: We are offering UHF converters for Dallas, Fort Worth, Fort Lauderdale, Miami, Los Angeles, Phoenix, and Chicago. Send today \$179.95 for kit, \$298.95 for assembled unit, \$14.95 for manual, or \$1.00 for details, plus list of other cities we offer to: United Electronics, 206 Delmar Ave., #4, Cincinnati, Ohio 45217.

FOIL COPYGUARD

- RESTORES SYNC WHEN VIEWING RENTED TAPES.
- CONNECTS EXTERNALLY VIA JACKS TO MOST VCR's (VHS, BETA).
- EASY ASSEMBLY. • LOW POWER CONSUMPTION.

4995 kit (less case) or write for more information.

Video Technica PO Box 2108
Downey, CA 90242

UNIQUE TIE BAR/TACK! With mounted IC chip. \$6.95 each. Integrated Designs, 1021 E. Scottwood #72, Burton, MI 48529.

SHORT WAVE LISTENERS! Low, low prices on Grundig - Panasonic - Sony . . . and many others. G.H.S. Electronics Co., 1412 26 Street N.W., Cedar Rapids, Iowa 52405.

NEW 6 AMP 12 volt power supply. Free U.P.S. \$41.00. NPS, 1138 Boxwood, Jenkintown, PA 19046.

PRINTED CIRCUIT BOARDS quick. Also Artwork Supplies. Free Samples. Information. CIRCUIT WORKS, 1118 7th (PE), Neptune, NJ 07753.

TV BAND MICROWAVE ANTENNAS

Factory Direct Fully Assembled

- Many Uses
- 10 Day Trial
- Usable Indoors
- Limited Time Offer

FROM \$169.50

W/ Vol. Discounts

CALL FOR FREE INFORMATION PACKET **1-800-634-6062**

Down Converters* microwave signals to VHF television band Commercial grade rod or parabolic dish type
NOTE: Many versions of our product are available. Let the buyer beware. We fully guarantee ours in writing. We want your recommendation. Weekdays 9-4:30. Sat 10-2. PAC. STD TIME *Clip and Save this ad!

\$10 ELECTRONIC BUG ZAPPER. 10,000 volts. Plans \$5. Contemporary Concepts, Box 1381, Johnson City, Tennessee 37601.

SUBSCRIPTION TV DECODER KIT \$39.00. Includes Parts, Manual, and Etched Board. Manual Only \$4.60. MICROWAVE TV DOWNCONVERTER KIT \$169.00. Includes Everything. Catalog \$2.00. J&W Electronics, P.O. Box 61, Cumberland, R.I. 02864.

ELECTRONIC TELEPHONE RINGER MODULE replaces harsh bells with electronic tone - at half ringer equivalency! FCC approved. \$14.50. Consumers' Telephone, 69-C Smith St., Glen Head, NY 11545.

END ADJACENT channel interference on your TV set. Unique device enables your ordinary set to separate all channels completely. Makes new programs available. Complete plans, \$5.00. Retron, Box 91103-P, Cleveland, OH 44101.

INEXPENSIVE CABLE TV Descramblers-Converters- Microwave Antennas! Exclusive catalog \$2.00: ACM, Box 3431, Walnut Creek, CA 94598.

COMPUTER EQUIPMENT

SURPLUS COMPUTER PERIPHERALS: "Selectric" I/O typewriter bargains. World's largest selection. Send 25¢ for bargain-packed flyer. CFR, Box 144, Newton, NH 03858.

LEARN MICROCOMPUTERS on your own computer. Send \$5.00 for 2 complete instruction manuals. Paccom, 14905 NE 40th, Dept. MPE021, Redmond, WA 98052.

WANTED — Sell your unwanted computer through us. Big savings for buyers in pre-owned equipment. Buyers/sellers — Send SASE or 25¢ for details, Autocomp, Box 246, Glenham, NY 12527.

RF MODULATORS! Special versions for SATELLITE TELEVISION, COMPUTERS, CCTV. Also Monitors, Cameras, Kits. FREE catalog. Phone (402) 987-3771. Dealers welcomed. ATV RESEARCH, 13-P Broadway, Dakota City, NE 68731.

INTERACT COMPUTERS — Software, service. Best prices. Send for catalog: MICRO VIDEO, Box 7357, Ann Arbor, Michigan 48107.

COMPUTERISTS AND COMPUTER CLUBS! Why pay full price for software? We have it all for most any system and will not be undersold! Guaranteed! Write for free listings. Pacific Discount Software, 3205 Production Circle, Oceanside, Cal. 92054. 714-439-6201.

SOFTWARE FOR SMALL SYSTEMS. TRS-80, CPM, Northstar. This month's special: ALL OSBORNE CBASIC BUSINESS PROGRAMS on CPM disk . . . \$100. Send system info for catalog. SOFTWARE REVIEW, 704 Solano Ave., Albany, California 94706. (415) 527-7730.

8 SOCKET AC POWER STRIP. Eliminate interaction between microcomputers, floppies, printers, memory caused by power line coupling. Varistors eliminate power line spikes that may cause memory loss, errors. Hash filters on each of 3 pairs. Lighted switch, fuse, 3 wire cord, 1875 watts total. Model MFJ-1107. Call or write for more information. To order call toll-free 800-647-1800. Charge VISA, MC or mail check, money order for \$69.95 plus \$4.00 shipping. MFJ Enterprises Inc., Drawer AJ, Mississippi State, MS 39762.

SAVE 90% Build Your own Mini-computer. Free Details. Digatek, 2723 West Butler Dr., Suite 20C, Phoenix, AZ 85021.

HOME CHESS COMPUTERS - Free illustrated Buyer's Guide. PMK Associates, P.O. Box 598-E, East Brunswick, NJ 08816. (201) 246-7680, 24 hours.

TRS-80 COLOR COMPUTER Complete Kits for the 4K. Computer. 16K. Memory Conversion \$59.95. 32K. Memory Conversion \$119.95. 32K. Memory Conversion (for the 16K. Machine) \$59.95. Kit less memory (specify) \$12.00 each. Culpeper Computer, 502-B South East St., Culpeper, VA 22701.

EPROM PROGRAMMING FROM TYPED LIST! \$20 + 4¢ per address. Copies \$12.50. Prices include Eprom. New 2716 \$7.45! Eprom erasing \$1.50. Add \$2.00 shipping. MASELCO, 4319 57th St., Woodside, NY 11377.

5,000 µ COMPUTERS, Peripherals — SAVE! SASE: COMPUTER EXPO, 1010 Chestnut, Collingdale, PA 19023.

LEARNING BASIC COMPUTER LANGUAGE? 50 Programs — Only \$7.98. Money Back Guarantee! Timothy O'Malley, 8872 Mill St., Brocton, NY 14716.

TRS-80 PROGRAM - DEVELOPMENT SOFTWARE: ACCEL2 Compiler - \$88.95; Super Step Machine Code Debugger - \$19.95. Allen Gelder Software, Box 11721-PE, San Francisco, CA 94101.

AMATEUR RADIO

MADISON DEEP HAM DISCOUNTS. Kenwood, Yaesu, Icom, Drake, Accessories—Stock. FREE flyer, Madison Electronics, 1508-P McKinney, Houston, TX 77010. (713) 658-0268.

RADIO AMATEUR CALLBOOKS 1981 Directories of Radio Amateurs around the world. U.S. Callbook \$20.50; Foreign Callbook \$19.50, shipping included. See your dealer or write for FREE catalog. Radio Amateurs Callbook, Dept. PE, 925 Sherwood Dr., Lake Bluff, IL 60044.

HAM REPEATER AUTOPATCH. Speech Proof decoder. \$498.00. Write for information: MONROE ELECTRONICS, INC., 450 Housel, Lyndonville, NY 14098. (716) 765-2254.

"OWNER REPAIR OF RADIO EQUIPMENT" Book, \$8.90 (Club Discount). K6RQ, 14910 LG Blvd., Los Gatos, CA 95030.

HIGH FIDELITY

DIAMOND NEEDLES and Stereo Cartridges at Discount prices for Shure, Pickering, Stanton, Empire, Grado, Audio Technica, Osawa, Satin and ADC. Send for free catalog. LYLE CARTRIDGES, Dept. P, Box 69, Kensington Station, Brooklyn, New York 11218. Toll Free 800-221-0906 9AM - 8PM except Sunday.

C.B. EQUIPMENT

GET MORE CB CHANNELS AND RANGE! Frequency Expanders, boosters, speech processors, how-to-books, plans, modifications. Catalog \$2. CB CITY, Box 31500PE, Phoenix, AZ 85046.

PALOMAR - PRIDE - ATLAS: Exclusive Repair Facility. Factory trained technicians, all work guaranteed. Palomar Electronics Repair Service, 1320 Grand, San Marcos, Cal 92069. (714) 744-0720.

CABLE TV

500 PHILIPS 32 CHANNEL CABLE TV converters and VCR programmers. \$17,800 prepaid to your door. Sample \$48. Birnbon, 3655 Ridgewood, Suite 103, Montreal, Canada H3V 1B4. (phone 514-739-0614). (U.S. inquiries).



39⁹⁵

ADD \$2.50 FOR POSTAGE

30 CHANNEL CABLE TV CONVERTER

FREE!

UNUSUAL 96 PAGE ELECTRONIC PARTS & IDEAS CATALOG!

ORDER No. 198AE047

ROUTE 9N, PLATTSBURGH, N.Y. 12901
Tel.: (518) 561-8700.

PLANS AND KITS


PRINTED CIRCUIT Boards from sketch or artwork. Kit projects. Free details. DANOCINTHS Inc., Dept. PE, Box 261, Westland, MI 48185.

LASERS HANDBOOK with burning, cutting, Ruby Reds, CO's complete plans, books, and parts. Send \$4.00 to: Famco, Dept. PE, Box 1902, Rochester, NH 03867.

GIANT SCREEN TV projection system converts any television into 7-foot picture. Lens & instructions \$14.95. (Dealers welcome). Bell Video, 4616 Belair Rd., Baltimore, MD 21206.

BUILD AN ORCHESTRA
THE WE RSI WAY

Preview the world's most advanced Do-It-Yourself Organs, Pianos, Synthesizers, Amps, etc. Send \$6.00 for our famous "Sight & Sound" pack. WE RSI Electronics, Inc., Dept. M2, P.O. Box 531B, 1720 Hempstead Rd., Lancaster, PA 17601.



UNIQUE TV DECODER plugs between UHF and VHF tuners on tube or solid-state sets. Plans \$3.95; DECODER ANTENNA receives multi-polarized signals. Plans \$3.95; Antenna Kit \$19.95. Helico, P.O. Box 304, Bridgewater, MA 02324.

DIGITAL AND SOUND EFFECTS PROJECTS. Send stamp for information. Waveform, 7 Bradford Ave., Pittsburgh, PA 15205.

ELECTRONICS WORKBENCH. 34 x 48 worktop, equipment risers, easily built. Hobbies's must: Complete plans \$2.00. Masterplans set 31-01, P.O. Box 24295, Columbus, Ohio 43224.

BUILD YOUR OWN SPEAKERS. Save 50%. Designs include miniatures, subwoofers, satellites, multi-amp and State of The Art ultra speakers. Plans, parts, crossovers and kits available. No compromises - These are well engineered designs. High quality drivers and components. Write for free catalog. YE OLDE SOUNDE BOX, Box 75, Webster City, IA 50595.

FREE CATALOG! Plans, Printed circuit boards, Kits. Nicolas Electronics, 15 Bertona, Nepean Ontario, K2G 0W3. U.S. Inquiries.

SUBSCRIPTION TELEVISION DECODER: Best design available; no internal connections to television! Complete plans, \$10.00. Negative Ion Generator, Telephone Memory Dialer, plans \$4.00 each. PARTS AND KITS AVAILABLE! For info send SASE. COLLINS ELECTRONICS, Box 6424, San Bernardino, CA 92412.

KITS, PARTS, PLANS, help for synthesizers. Electronic Music Consultants, 533 San Blas, Santa Barbara, CA. 93111.

NASA POWER FACTOR CONTROLLER by Frank Nola available in kit for \$26.50. Includes circuit board, electronic parts, and plans for 120VAC motors to 1HP. RODCAR, 2720 Biloixi Lane, Mesquite, TX 75150.

WANTED

GOLD, Silver, Platinum, Mercury, Tantalum wanted. Highest prices paid by refinery. Ores assayed. Free circular. Mercury Terminal, Norwood, MA 02062.

ALARMS

Burglar-Fire Protection



Protect Your Life, Home, Business, Auto, etc.

- Our catalog shows how. Install your own alarm systems and devices and save \$\$\$\$. We offer FREE write-in engineering service.

FREE CATALOG

Lowest Prices on Reliable, High-Quality Alarm Systems and Devices

Burdex Security Co. Box 82802-PE Lincoln, Ne. 68501

BURGLAR, FIRE, CAR! Finest equipment! Save! Free Catalog. AAS, 186A Oxmoor Road, B'ham, AL 35209.

HOME & APARTMENT BURGLAR alarm systems, install it yourself. Send \$1.50 for brochure. Inter-Tel, P.O. Box 138, Short Hills, NJ 07078.

TUBES

RADIO & T.V. Tubes — 49 cents each. Send for free Catalog. Cornell, 4213 University, San Diego, Calif. 92105.

TUBES: "Oldies", Latest. Supplies, components, schematics. Catalog Free (stamp appreciated). Steinmetz, 7519-PE Maplewood, Hammond, Ind. 46324.

TUBES-RECEIVING, Industrial and Semiconductors Factory Boxed. Free price sheet including TV, Radio and audio parts list. Transteronic, Inc., 1365 39th St., Brooklyn, New York 11218. Telephone: (212) 633-2800. Toll free: 800-221-5802.

HUGE INVENTORY! Thousands of types. Wholesale prices. FREE CATALOG! ETCO Electronics, DEPT. 290, Plattsburgh, NY 12901.

GOVERNMENT SURPLUS

MANUALS for Govt Surplus radios, test sets, scopes. List \$1.00 (cash). Books, 7218 Roanne Drive, Washington, D.C. 20021.

JEEPS — \$19.30!! — CARS — \$13.50!! — 650,000 ITEMS!! — GOVERNMENT SURPLUS!! — Most COMPREHENSIVE DIRECTORY AVAILABLE tells how, where to buy!! — YOUR AREA — \$2. — MONEYBACK GUARANTEE!! — "Government Information Services", Department GE-91, Box 99249, San Francisco, California 94109.

PERSONALS

MAKE FRIENDS WORLDWIDE through international correspondence, illustrated brochure free. Hermes-Verlag, Box 110660/Z, D-1000 Berlin 11, W. Germany.

PENFRIENDS — ENGLAND — USA, through correspondence. Send age, interests. Free reply. Harmony, Box 89PE, Brooklyn, New York, 11235.

CORRESPONDENCE FOR FRIENDSHIP IN PHILIPPINES, MALAYSIA. Free information. AACCC-(PE), Box 1542, Canoga Park, Calif. 91304.

INSTRUCTION

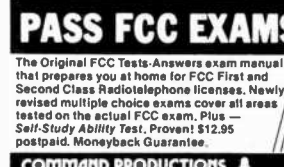
UNIVERSITY DEGREES BY MAIL! Bachelors, Masters, Ph.D.'s. Free revealing details. Counseling, Box 317-PE07, Tustin, California 92680.

LEARN WHILE ASLEEP! HYPNOTIZE! Astonishing details, strange catalog free! Autosuggestion, Box 24-ZD, Olympia, Washington 98507.

LEARN ELECTRONIC ORGAN SERVICING at home. Completely revised course covers latest models including digital, LSI's, synthesizers, etc. NILES BRYANT SCHOOL, PO Box 20153, Sacramento, CA 95820.

PASS FCC EXAMS

The Original FCC Tests-Answers exam manual that prepares you at home for FCC First and Second Class Radiotelephone licenses. Newly revised multiple choice exams cover all areas tested on the actual FCC exam. Plus — Self-Study Ability Test. Proven! \$12.95 postpaid. Moneyback Guarantee.



TESTS-ANSWERS FOR FCC FIRST AND SECOND CLASS COMMERCIAL LICENSE

COMMAND PRODUCTIONS P.O. Box 26348-P
Radio Engineering Division San Francisco, CA 94126

MEDICAL ELECTRONICS TECHNOLOGY, home study. Troubleshoot medical instruments. MDC, P.O. Box 124, Pine-dale, CA 93650.


SPEAKERS in any room. No wiring. Up to 100 watts. For information send \$3.95 to D to R Enterprises, 323 N. Brockway, Palatine, IL 60067.

LEARN TELEVISION-Complete theory in really simple language. Many illustrations and complete transmitter & receiver circuits. \$6.50 post paid in USA. Apron Laboratories, P.O. Box 323, Bloomington, IN 47402.

COLLEGE DEGREES BY SPECIAL EVALUATION OF EXISTING Credentials & Job Experience. Fast, Inexpensive, (614) 863-1791. Guidance, Box 13151-A7, Columbus, Ohio 43213. Be Specific.

YOU CAN NOW EARN A Bachelor, Master, or Doctoral Degree without leaving home. Courses are under faculty guidance. Kensington University. (P.O. Box 2036-M), 512 E. Wilson, Glendale, CA 91209.

ATTENTION
ELECTRONIC TECHNICIANS



Highly Effective Home Study BSEE Degree Program for Experienced Electronic Technicians

Our New Advanced Placement Program grants Credit for previous Schooling & Professional Experience. Advance Rapidly! Our 36th Year!

FREE DESCRIPTIVE LITERATURE!

Cook's Institute of Electronics Engineering
DESK 45 P.O. BOX 20345, JACKSON, MS 39209

Be an ELECTRICIAN



Skilled Electricians Average Over \$11 an Hour

Learn at home in spare time with no previous experience. We encourage you to check on the job market in your area and send for employment success figures of our graduates. Learn installation, maintenance, construction, lighting, heating, air conditioning applications. Send for FREE FACTS.

FREE DESCRIPTIVE LITERATURE!

Electrician's School, Dept. PD0615
ICS Center, Scranton, PA 18515

ELECTRONICS HOME STUDY offers a three course sequence of 30 lessons, at \$7.50 each, designed to teach an understanding of electronics leading to microprocessors. Write: Electronics Home Study, Dept. B, Box 507, Moorhead, MN 56560.

FOR INVENTORS

PATENT AND DEVELOP your invention. Registered Patent Agent and Licensed Professional Engineer, Send for FREE PATENT INFORMATION every inventor should have. Richard L. Miller, P.E., 3612 Woolworth Building, New York, NY 10007. (212) 267-5252.

MANUFACTURER SEEKING Patented, Unpatented Inventions. Generous royalties. Advantek International, 1100 17th NW, Washington, DC 20036.

INVENTORS Patent your invention. Free initial consultation. We are registered by the U.S. Government. VICTOR J. EVANS & CO., 4637 Eastern Ave., N.E., Washington, DC 20018. Since 1898.

INVENTIONS WANTED

FREE CONSULTATION • NO IDEA TOO SMALL

Disclosure registration. Potential cash or royalties from manufacturers seeking new ideas. For free information on how to register your ideas. Call or write.

AMERICAN INVENTORS CORP.

59 Interstate Dr. Dept PE
West Springfield, MA 01089 (413) 737-5376
A Fee Based Service Company

BUSINESS OPPORTUNITIES

FREE CATALOGS. Repair air conditioning, refrigeration. Tools, supplies, full instructions. Doolin, 2016 Canton, Dallas, Texas 75201.

MECHANICALLY INCLINED individuals desiring ownership of Small Electronics Manufacturing Business — without investment. Write: BUSINESSSES, 92-K7 Brighton 11th, Brooklyn, New York 11235.

MECHANICALLY INCLINED INDIVIDUALS

Assemble electronic devices in your home. Knowledge, or experience not necessary. Get started in spare time. Above average profits. \$300 - \$600/Wk possible. Sales handled by others. No investment — Write for free details.

ELECTRONIC DEVELOPMENT LAB

Box 1560PE, Pinellas Park, FL 33565

BORROW \$25,000 "OVERNIGHT." Any purpose. Keep indefinitely! Free Report! Success Research, Box 29070-GG, Indianapolis, IN 46229.

FREE BOOK "2042 Unique Proven Enterprises." Fabulous "unknowns." second inflation income. Haylings-M. Carlsbad, CA 92008.

ERASE DEBTS with little-known law — create wealth!! Details FREE — Blueprints, No. EE7, LaGrangeville, NY 12540.

ATTENTION — T.V. MEN/related fields! HI-PROFIT/LUCRATIVE. YOU can rebuild CRT's for \$3 to \$10 when you own our patented equipment. Lakeside, 4071 Elston, Chicago, IL 60618. (312) 583-6565.

BIG MONEY IN BUSINESS PRINTING! 25% COMMISSION PLUS BIGGEST CASH BONUS! Build your own profitable year around business. Show tremendous line of salesbooks, register forms, unit sets, letterheads, envelopes, invoices, statements, business cards and dozens of other printed products. Lowest prices in industry. Something for every business and professional person. Free sales kit includes ad specialties, calendars, signs and ad matches. No experience needed. Our catalogs are easy to understand. We're over 50 but still young and aggressive, so we can show you the road to a very profitable full or part time career. Free sales kit. National Press, Dept. 161, North Chicago, IL 60064.

MAILORDER OPPORTUNITY! Start profitable home business without experience or capital. Write for free book, case histories, plus complete details. No obligation. Mail Order Associates, Dept 30, Montvale, NJ 07645.

BORROW \$30,000 without interest! All eligible. Repay anytime. Free details. Infohouse, Box 1004, PE7, New York, NY 10003.

WANT YOUR OWN RADIO STATION? Investment/experience unnecessary. Free information. "Broadcasting", Box 130-A7, Paradise, CA 95969.

SPARE TIME FORTUNE in Vinyl Repair. Huge demand creates exceptional profits. We supply everything. Details free. VIP, 2012 Montrose, Chicago, IL 60618.

SEND \$2.00. LIST OF 100 CALIF. EMPLOYERS wanting to hire Technicians. MEU, P.O.B. 3509, Santa Rosa, CA 95402.

\$700 PER MONTH EARNINGS possible filling out income tax forms at home or tax office during tax season. We show you how. Simple, quickly learned. Details mailed free. No salesmen. Hurry. Big demand. Federated Tax, 2012 Montrose, Chicago, IL 60618.

GROUND FLOOR OPPORTUNITY WITH NEW COMPANY! Best marketing plan available in the United States today. A superior product line, better incentives and excellent bonus programs combined, offer the most success-oriented plan yet to be announced. Write or call for free information. Enhance Marketing Group, (P), P.O. Box 26563, Salt Lake City, Utah 84126. (801) 467-0473.

REAL ESTATE FORECLOSURES: Representatives needed for this profitable business. No cash required. Free information. Horizon Financial Corporation, 114 Twelfth Avenue, St. Petersburg Beach, FL 33706. Dept. PE.

EARN MONEY. Home mailing program. Details-\$1.00 and SASE. M. Miller, North Star Route, Glasgow, Montana 59230.

PART-TIME HELP NEEDED mailing books for corporations from home!! (Hurry!). Details - Tribune PE-7c, Box 18553, Wichita, Kansas 67218.

EMPLOYMENT OPPORTUNITIES

ELECTRONICS/AVIONICS EMPLOYMENT OPPORTUNITIES. Report on jobs now open. Details FREE. Aviation Employment Information Service, Box 240E, Northport, New York 11768.

JOBS OVERSEAS - Big money fast. \$20,000 to \$50,000 plus per year. Call 716-842-6000, ext. 4007.

REPAIRS & SERVICES

ALL T.V. TUNERS repaired \$11.95. Also repair Modules. Fast, quality work. MIKE'S T.V. TUNER SERVICE, Box 187, Bean Station, TN 37708. (615) 581-6393.

TV TUNER REPAIR KIT. Alignment tools & cleaner repair men use. \$7.95 complete instructions. JW Electronics, Box 51B, Bloomington, IN 47402.

REAL ESTATE

BIG ... FREE CATALOG! Over 2,800 top values coast to coast! UNITED FARM AGENCY, 612-EP West 47th, Kansas City, MO 64112.

BOOKS AND MAGAZINES

ELECTRONIC MUSIC and home recording in Polyphony magazine. Advanced applications, interviews, projects, computer music. Sample \$2.00. Subscription (6 issues). \$12.00 US/\$14.00 foreign. POLYPHONY, Box P20305, Okla. City, OK 73156.

THE SUPERMARKET OF ELECTRONICS — thousands of items for sale or trade each month. Free classified ad with subscription. Only \$5.00 to Nuts & Volts, POB 1111-P, Placentia, CA 92670.

LEARN HOW TO FORM, Finance, and operate virtually any type business. Send \$3.00 to: Information, Box 11215N, Fort Worth, Texas 76110.

LOTTERIES make some people millionaires, so can micro-computers. New publication shows how. \$5.00. NEO PUBLISHING, P.O. Box 1368, L.I.C., NY 11101.

RUBBER STAMPS

RUBBER STAMPS. BUSINESS CARDS. Many new products. Catalog. Jackson's, E-100, Brownsville Rd., Mt. Vernon, Ill. 62864.

MUSICAL INSTRUMENTS

MUSICAL INSTRUMENTS' HOT LINE! Incredible prices: Amps, PA gear. All instruments. Huge selection. Sam Ash, established 1924. 800-645-3518. NYS: (212) 347-7757.

RECORDS & TAPES

RECORDS — TAPES! Discounts to 73% All labels; no purchase obligations: newsletter; discount dividend certificates. 100% guarantees. Free details. Discount Music Club, 650 Main St., Dept. 5-0781, New Rochelle, NY-10801.

DO-IT-YOURSELF

AVAILABLE SERVICING DATA for Hi-Fi units. Tape Recorders, Auto Radios, CB's, Scanners, TV's, and VCR's. PHOTO-FACT* 1981 Index lists data available and source on over 110,000 consumer electronic units. Send \$2.50 plus 50 cents shipping to Howard W. Sams Co., Dept. X0113, 4300 W. 62nd St., Indpls., IN 46268.

PRINTED CIRCUIT Boards with running water! Technological breakthrough. Precise reproduction. Ideal for beginners. Free info. COVAL, Dept. PE7, 2706 Kirby, Champaign IL 61820.

PATENT INVENTIONS YOURSELF. Free examination 100 page book. Pay \$5.00 later if satisfied. Send name, address: "DO-IT-Yourself Patent Guide-PEY," P.O. Box 2774, Pittsburgh, PA 15230.

SAVE \$\$\$! Satellite Television Manual, Source Catalogue. Dishes, receivers, complete systems. Design, programming. Illustrations, photos. \$3.95. Westcolony, Dept-D, Box 9471, Fresno, CA 93792.

HYPNOTISM

FREE Hypnotism. Self-Hypnosis. Sleep Learning Catalog! Drawer H400, Ruidoso, New Mexico 88345.

MISCELLANEOUS

MPG INCREASED! Bypass Pollution Devices easily. REVERSIBLE!! Free details — Posco GEE7, LaGrangeville, NY 12540.

SECRET EGYPTIAN RECIPES! Amazingly profitable! For pleasure, and Business! Free details! PE. Gadalla, 1017 Clover, Rockford, ILL 61102.


AUTOMOBILE RE-TUNING FOR MAXIMIZED ECONOMY. DETAILS FREE! Technearing, Box 12191DD, Norfolk, VA 23502.



1981 TENNIS DIRECTORY

The new Winter/Spring Edition includes over 700 product listings, over 250 tennis resorts, complete with specs and information. **TO ORDER**, send your payment for \$3.95 (\$2.95* + \$1.00 P&H), \$5.00 outside USA, with your name and address to: *Tennis Directory*, Dept. 01674, Box 278, Pratt Station, Brooklyn, NY 11205.

Residents of CA, CO, DC, FL, IL, MA, MI, MO, NY State, UT and VT add applicable sales tax.



What he knows about electronics could get him a job anywhere.

He likes the one he's got with the Navy.

To many people, the Navy may seem like a lot of ships and people in uniform, but today's Navy is much more. It's a skilled workforce of Navy-trained men and women working in highly technical fields.

Like electronics. From aviation electronics to interior communications, some of the best people in their fields are in the Navy. And that makes us proud.


They're Navy-trained career people. Men and women who not only believe in being the best at what they do, but believe it means a little bit more when it's done for their country.

Navy know-how.
It's working for America.

ELECTRONICS WORLD[®] *Personal Electronics News*

DOMESTIC BROADCASTING SHOULD USE THE NEW AM CHANNELS allocated by the 1979 World Administrative Radio Conference says the National Association of Broadcasters. In a filing with the FCC, the NAB said planning should consider the present and future operation of Travellers Information Service stations, the nonbroadcast uses of the 1605-1705-kHz band during the interim period and the post-implementation sharing of the 1625-1705-kHz band. Following the implementation, the 1605-1625-kHz band will be used exclusively for AM broadcasting. Plans for relocation of the interim frequency services should be made immediately, according to NAB.

A RECALL OF TEST LEAD KITS sold in Radio Shack stores as Cat. No. 270-332 from 1971 through June, 1980, has been announced by the company. Metal that remains exposed when the probe is fully inserted into lead wire tips presents users with a potential shock hazard. The units should be returned to the nearest Radio Shack store for a full refund.



A CATHODE RAY TUBE FOR VEHICLE DASHBOARD use has been developed by Zenith Radio Corp. to provide a compact, flexible instrument display. The CRTs present data and graphics in an easily readable format in indirect or direct sunlight. The 3" x 8" display is 7.7" deep and is designed to interface with many microprocessor-controlled automotive electrical systems. In six colors, it can display speed, fuel, coolant levels, temperature, and oil pressure, miles-to-empty, estimated times of arrival, and other related parameters.

CONGRESSMEN TALKED TO VOTERS BY SATELLITE recently when the House Subcommittee on Telecommunications participated in a "live" communications demonstration of the Warner Amex Cable two-way QUBE system. Six members of the House sat in a room in the Rayburn House Office Bldg. and engaged in a meeting with voters sitting in their homes in Columbus, OH. Warner-Amex is presently constructing QUBE two-way systems in Pittsburgh, Cincinnati, Houston, Dallas, and St. Louis.

A FREE INFORMATION NETWORK of over 100 small computers nationwide is now available to anyone with a computer terminal, a telephone, and a compatible modem, says Novation, Inc. (Tarzana, CA). Novation's staff has compiled a list of the computers and the telephone numbers that access them. They are located in 29 states and contain specialized information on medicine, photography, astronomy, education, and other fields, including genealogy and commodity trading. In addition, callers can input data to the computers. Novation offers a free dial-up directory of the computers: dial 213-881-6880 and when the message LOGON PLEASE appears, type in the word cat.

ELECTRONIC CARS HAVE BEEN GIVEN A BOOST by an inverter for induction motors developed by Hitachi as an alternative to the dc motor driven by a thyristor chopper. Cars using induction motors controlled by variable-voltage/variable-frequency inverters are reported to be more compact, lighter, and easier to maintain. They are already in use in Europe. The 1500-volt inverter introduced by Hitachi is said to be capable of smooth control of motor torque and speed, as well as simple regenerative braking action.

AID TO REACT, the volunteer CB organization specializing in highway safety, is being provided by Antenna Specialists Co. in the form of a \$1.00 contribution for every purchase of the new Model M-710 Formula-1 mobile CB antenna. The new Antenna Specialists model is 61 3/8 inches long, has hardware for trunk-lip or standard roof mounting and comes with 17 feet of connection cable.

COBRAPHONE® TALKS BETTER.

With COBRAPHONE, they stay in touch. Friends, relatives, clients, can reach you wherever you are—on the patio, at the pool, in the neighbor's back yard, or when you're watching TV in a room where no conventional phone is available.

COBRAPHONE provides reliable 2-way telephone communications from any point up to 600 ft. away from the base unit, which connects to your regular phone. And it's priced to be affordable.

COBRAPHONE® LISTENS BETTER.

With COBRAPHONE, you stay in touch. Make those important phone calls without having to go into the house—or from any room in the house where no regular phone is available. Just dial your COBRAPHONE remote unit, and presto! You're in touch with anyone, anywhere in the world.

Call the office, the doctor, "Mom," the kids—or in an emergency, the Police or Fire Departments—all from wherever you are within the 600 ft. usable range. May also be used as an intercom.

Handy volume control permits you to adjust the volume to match the noise level of your location. Touch button call entry remembers the last number dialed and re-dials it with a single button.

COBRAPHONE is a complete system that installs in minutes.

See and test COBRAPHONE at your nearest COBRA personal communications dealer today. Two models are available. Either one will keep you in touch!



Conversation Loud and Clear

Cobra Communications Products

DYNASCAN CORPORATION

6460 W. Cortland St., Chicago, Illinois 60635

Write for Color Brochure.

COBRAPHONE
Cordless Telephone Systems



CIRCLE NO. 61 ON FREE INFORMATION CARD

IF YOUR VIDEO INVESTMENT IS SHOWING DIMINISHING RETURNS,

your picture could be suffering from dropouts or bleeding colors. Annoying problems you didn't bargain for when you invested in your video equipment. Before you go out and junk your deck, think about this. The wrong videotape can turn your investment into a loss.

It's just the way the system works. Tape passes along video heads that spin 30 times a second. The resulting friction can cause oxide particles to shed, and drag parts of the picture along with them. You're left with dropouts. Or bleeding colors caused by poor signal-to-noise ratio. Or other video headaches.

THE SOLUTION IS SUPER AVILYN.


For the first few plays, all quality videotapes can perform well. Crisp images. Bright colors. A steady picture. But wait until the tape has been played a few times. That's when one really starts to show its worth. TDK Super Avilyn. It handles the rigors of videotaping, and triumphs.

Super Avilyn high energy tape particles are an optimal size and shape for perfect alignment, giving superb signal-to-noise ratio. They're densely packed and secured on the tape surface, which is polished mirror-smooth. The particles are there to stay, even under their severe working conditions. So your picture is there to stay.


Surrounding the tape is TDK's super precision mechanism. It gives jam-proof performance

and excellent tape-to-head contact.

With all this going for us, it should come as no surprise that TDK knows video inside and out. We were involved in the earliest stages of home video, and have participated in every step of its develop-



BLEEDING COLORS



DROPOUTS

ment. Today TDK supplies component parts, including video heads, to major VCR manufacturers. So it stands to reason Super Avilyn is remarkably compatible with just about any VCR you can buy.

Look at it this way. Once you know how your deck works, you'll see that the future of your video investment really depends on the tape. With Super Avilyn, you'll see the dividends, again and again.



TDK
THE VISION OF THE FUTURE

SUPER AVILYN

CIRCLE NO. 55 ON FREE INFORMATION CARD