

# Computers

SEPTMBER 1984 \$1.95

& E L E C T R O N I C S

## NEW EPSON NOTEBOOK

WITH WORDSTAR  
AND SPREADSHEET  
SOFTWARE IN ROM!

TELECOMMUNICATIONS  
BREAKTHROUGH:  
DIAL-UP 56 KBAUD

SYMPHONY: EASY-TO-USE  
INTEGRATED SOFTWARE  
FOR OFFICE  
PRODUCTIVITY

LINK YOUR MICRO  
TO ALMOST  
ANYTHING



DR 95014  
09#BP  
\*\*\*\*\*5-DIGIT 95014  
\*\*\*\*\*5-DIGIT 141D DEC84





# Announcing a small im

It's 12" x 11¼" x 2¼".  
 It weighs less than 8 pounds.\*  
 And costs less than \$1,300.\*\*  
 Yet with 128K, the new Apple® IIc Personal Computer is a lot bigger than it looks.

*The IIc has a full-size keyboard.*



Because it's inherited all the talents of the eminently talented Apple IIe:

The versatility to run over 10,000 different software programs.

The ironclad reliability of the first true VLSI motherboard.

And the artistic ability of 16 high-resolution colors.

The IIc also has some talents of its very own.

For instance, a switchable 80/40-character display.

Switchable QWERTY/Dvorak keyboard.

A built-in half-high 143K single-sided disk drive.

Built-in serial ports for modems, printers and an extra half-high drive.

Even built-in mousetronics so it's ready to use a mouse and all the new Apple II mouseware.

And our newest brainchild is certainly not an orphan.

You can grow it with a whole family of

Apple II accessories and peripherals.



*Thin, isn't it? Even with its built-in disk drive.*



# Improvement on the Apple IIe.

Including the new Apple Scribe—Apple's first full-color print-on-anything printer for under \$300, it can handle anything from business graphics to term papers.

The IIc's father, of course, is the granddaddy of the whole personal computer industry, the Apple IIe. Which, lest we forget, has quite a few improvements of its own this year.

The IIe can now use our ProFile™ hard disk—so it can store about 2400

pages of anything you'd like to remember.

And the Apple IIe is still the most expandable personal computer there is.



*Built-in ports for making all the right connections.*

You can increase its RAM to an elephantine 512K. Add a Z-80 card to run CP/M.™

In fact, you can grow it with enough cards and peripherals to run just about any family business. Like Saudi Arabia.

So you see, the only question is whether you need an expandable Apple II. As in IIe.

Or a compact Apple II. As in IIc. Just visit your friendly authorized Apple dealer.


And tell them what size improvement you'd like.



\* Don't asterisks make you suspicious as all get-out? Well, all this one means is that the IIc CPU alone weighs 7.5 pounds. The power pack, monitor, an extra disk drive, a printer and several bricks will make the IIc weigh more. Our lawyers were concerned that you might not be able to figure this one out for yourself. \*\* The FTC is concerned about price-fixing. So this is only a Suggested Retail Price. You can pay more if you really want to. Or less. © 1984 Apple Computer, Inc. Apple, the Apple logo and ProFile are trademarks of Apple Computer, Inc. CP/M is a trademark of Digital Research Inc. For an authorized Apple dealer nearest you, call (800) 538-9696. In Canada, call (800) 268-7796 or (800) 268-7637.



**DISCOVER COMPUTERS WITH ATARI.**



**AtariWriter™**  
makes it easier  
to be a  
better writer.

"You get to spend your energy on ideas rather than typing."

—Alan Alda

the fifth paragraph? It's just as easy to move whole paragraphs around. Are you a miserable speller? Add the new 36,000 word ATARI® Proofreader™ program and your ATARI Home Computer will search out spelling errors for you. You can even instruct the Proofreader program to check spelling on technical words you may need in your writing.

**Not a word touches paper until you're sure it's right.**

The AtariWriter™ program takes the drudgery out of writing by eliminating the drudgery of typing—worrying about typos, whiting out mistakes, retyping new drafts over and over and over.

**Spend more time writing, no time retyping.**

Whether you're writing a personal letter, a paper for school, a report for your club or magazine articles for a living, AtariWriter lets you compose and edit your text on your TV screen, before you put it on paper. Got a sentence that seems out of order? It's easy to reposition it with AtariWriter. Would the third paragraph make more sense as

Remember, you've been able to make all these changes before a single word has been put on paper. You've been spending your time creating, not wasting it typing draft after draft. But when you finally feel your writing is polished to perfection, the ATARI 1027™ Letter Quality Printer will print out as many crisp, clean copies as you need on plain bond paper or your personal stationery. (It even automatically numbers pages for you!)

What if you suddenly find you need more copies six months from now? No problem at all if you've got either the sophisticated ATARI 1050™ Disk Drive or less expensive 1010™ Program Recorder. These devices let you

"store" your text indefinitely, "just in case."

**Here's what you need to start writing better.**

The AtariWriter word processing program works with any ATARI Home Computer—including the new 600XL™ and 800XL™. You can choose either of two ATARI printers: the high speed ATARI 1025™ 80-column, dot matrix or the ATARI 1027 Letter Quality model. And either of two text storage systems: the ATARI 1050 Disk Drive or ATARI 1010 Program Recorder. No matter what combination you choose you'll be paying less than most other word processing systems.

Stop by your Atari Dealer today and see how much easier it is to be a better writer—now that Atari has made it so much easier to write.



**DISCOVER  
WHAT YOU AND  
ATARI  
CAN DO.**

©1984 Atari, Inc. All rights reserved.  
A Warner Communications Company  
Circle No. 9 on Free Information Card



# Computers & ELECTRONICS

## Features

### 54 Real World Interfaces

**By John Conway**  
Devices to link your micro with the physical world.

### 60 Keyboards: The Power at Your Fingertips

**By TJ Byers**  
The inner workings of the primary pathway to your machine.

### 66 AT&T Breaks the Speed Barrier

**By Patrick McDonnell**  
New technology will soon permit dial-up users to communicate at 56,000 baud.

### 70 CMOS Takes the Lead



**By Gene Patterson and Jim Magos**  
Its speed and low power consumption are behind the new generation of lapsedize computers.

### 76 Xerox PARC—Heroes of the Micro Revolution

**By Martin Porter**  
A look at the think tank where many feel it all began.

### 80 Tape Backup for Hard Disks

**By Ed Teja**  
New products that aid in the vital back-up of fixed disks.



COVER PHOTO BY MICHEL TCHEREVKOFF

### 86 Engineering Design on Micros

**By Alex Lee**  
Micros are gaining the power of expensive engineering design systems.

## Reviews

### 34 Epson PX-8 Lapsedize Computer

**By Joseph Desposito**  
A 5-pound portable that sports ROM-based WordStar, BASIC, and spreadsheet software.

### 42 Stearns Desktop Computer

**By Bill Barrett**  
A fast 8086-based MS-DOS machine offering special function keys, other advanced features.

### 46 Atari's Touch Tablet and Chalk Board's PowerPad

**By Charles Rubenstein**  
Two input devices with just the right touch.

### 48 Symphony

**By Lee D. Zimskind**  
Powerful new integrated software from the makers of 1-2-3.

### 52 Nutshell

**By Terry Edwards**  
Easy-to-use information management for 16 bit computers.

## Columns

### 12 Les Solomon on Computer Hardware

Surface Mounting.

### 22 Bits & Bytes



**By Sol Libes**

### 24 The Computer Scientist

**By Forrest M. Mims, III**  
Analog computer techniques for digital computers.

## Departments

### 4 Editorial

**By Seth R. Alpert**

### 6 Letters

### 94 New Products

### 118 Computer Mart/ Electronics Classified

### 124 Advertisers' Index

COPYRIGHT © 1984 BY ZIFF-DAVIS PUBLISHING COMPANY. All rights reserved. Computers & Electronics (ISSN 0032-4485) September 1984, Volume 22, Number 9. Published monthly by Ziff-Davis Publishing Co., at One Park Ave., New York, NY 10016. Richard P. Friese, President; Selwyn Taubman, Treasurer; Bertram A. Abrams, Secretary. One year subscription rate for U.S. and Possessions, \$16.97; Canada, \$21.97; all other countries, \$24.97 (cash orders only, payable in U.S. currency). Second Class Postage Paid at Los Angeles, CA 90052 and at additional mailing offices. Authorized as second class mail by the Post Office Dept., Ottawa, Canada, and for payment of postage in cash. POPULAR ELECTRONICS including ELECTRONICS WORLD trademark registered. Indexed in the Reader's Guide to Periodical Literature. Ziff-Davis also publishes Boating, Car and Driver, Cycle, Flying, Popular Photography, Skiing, Stereo Review, Electronic Experimenter's Handbook, and Tape Recording & Buying Guide. POSTMASTER: Send address changes to COMPUTERS & ELECTRONICS, Circulation Dept. P.O. Box 2774, Boulder, CO 80302. Please allow at least eight weeks for change of address, enclosing, if possible, an address label from a recent issue. Permissions. Material in this publication may not be reproduced in any form without permission. Requests for permission should be directed to Jean Lamensdorf, Rights and Permissions, Ziff-Davis Publishing Co., One Park Ave., New York, NY 10016.



# SETH R. ALPERT

# EDITORIAL



**S** ELECTING hardware is no easy matter. You have to consider so many things—operating system, compatibility, availability of peripherals, amount of memory, and price and performance, to name a few. As hardware items continue to get more similar, however, it becomes considerably less likely that you will make a serious blunder, whatever you choose.

Choosing software can be that much harder because even *de facto* standards are absent. Typically, as you begin, you will not even know all the selection criteria. Finding the right software is of major importance for computer owners wishing to enhance their systems. For first-time buyers it is vital, because one really should let the software choice drive the hardware choice. But for all potential buyers, a major software purchase can mean an agonizing decision with few reliable sources of information. Knowing that a bad decision can waste not only hundreds of dollars but countless hours doesn't make it any easier. Here are some guidelines that might help.

## How to Choose Software

To begin with, you should think carefully about what you want the software to help you accomplish and select a product category that seems to be aimed at your type of problem. Then decide on the features you need for the applications at hand and for conceivable future applications. Of course, there are all the more or less obvious things, such as ease of use, power and efficiency. In addition, there will be other features that are relevant only to the particular type of product that you are considering. You might not even know what they are, or, if you know the buzz words, you might not understand what they mean and whether

they are important. For example, does it really matter whether your database management system is relational, whatever that means?

The next thing to do is to acquire better information. Look at books and at magazines (both for their articles and their advertisements). Asking salespeople at computer stores is worth a try, but watch out, because many of them may know even less than you do. Sometimes reading and talking to people helps, sometimes it simply makes things more confusing. If you are among the lucky few, you have an opinionated and trusted friend who has the nerve to identify the best product for your purpose. Someone who has had hands-on experience with software you are considering is ideal for this consulting.

The point is to do some research and narrow your choice down to a handful of products. Now you've got to make the final decision. Question: is it any help at all to know how well a given product is selling or how good a track record its developer has? This is an interesting question, which occurred to me when I recently heard one of our free-lance authors ardently expound seemingly contradictory positions on the subject in the course of a single two-hour meeting.

One view is that if a product has sold in large volume—Wordstar, for example—then it has to be good, because all of those people couldn't be wrong. I am sure that there is a grain of truth in this, but of course you can fool all of the people some of the time. Thus, while volume offers some assurance of quality, either in performance or ease of use or both, it is no guarantee.

Another position is that if you know where to look, you can find really great software that works and does not cost an

arm and a leg (or at least is cheaper than competing products). Boiled down, the theory here is that there are developers who have created great products but who don't have the funding or inclination to mount an advertising and marketing campaign and get their products on the best-seller charts. Perhaps the product isn't selling in volume yet because the marketing blitz is yet to begin. After all, the VisiCalcs, 1-2-3s, dBase IIs, and Wordstars of the world had to start somewhere, didn't they?

I'm sure that you can see the contradictions inherent in these two positions. They can't both be correct, can they? Of course they can!

To see how, think about the analogy of choosing a book. After you select the broad subject matter—perhaps it is murder mysteries—how do you choose a single title? One approach is to check the best-seller charts. Sometimes you end up with real quality, but you can just as easily end up with mass-market fluff. Another approach is to go to the classics, straight to the Agatha Christies and Dashiell Hammetts of the field. Often you will get a good read that way. But generally, you will be missing out on all the sex and violence found in the newer releases. Both approaches have their risks. Unfortunately, you won't know whether you've made a good choice until after you have read the book.

## Road Test Software

To a large degree, I am afraid that the same is true of choosing software. Your best hope of avoiding disappointment is to follow the general guidelines here and to do one more thing: kick the tires and take the product for a test drive. You know what you want to accomplish, so get your retailer to let you sit at a machine with a demo copy of the software he wants to sell you and its manual and see if you can get it to do some of what you want it to do. It will take some time, but it is worth it, and besides you will have already limited the number of packages under consideration. Of course, a hands-on session is not the same as living with a product through your first major application. Still it is the best way of determining, before you lay out any cash, whether it suits your unique personality and needs. ◇



# Panasonic Printers.

## We help you get it out of your system.



Panasonic can help you get the maximum performance from your computer system. The computer has the capabilities you need, but to get the most out of the system, a quality professional printer is vital.

And that's a Panasonic printer.

Look to Panasonic for a full line of printers, compatible with most popular computer systems. They feature speeds of up to 180cps, correspondence and near-letter quality, graphics capabilities, bi-directional printing with logic-seeking capabilities, proportional printing, carriages accepting paper 4" to 15" wide, cartridge ribbons, and adjustable tractor and friction feeds.

At Panasonic, we're very serious about the performance of our printers. Their reliability and our extensive

service network are a direct result of our commitment to quality. We offer a one-year limited warranty\*, a nationwide regional technical support network, and a toll free number. When you use a Panasonic printer, you have an established high tech manufacturer behind you.

It's our business to offer you high quality peripherals - printers, computer displays, plotters, and data entry terminals. Find out how Panasonic can help you get it out of your system. Contact: Computer Products Division, Panasonic Industrial Company, Division of Matsushita Electric Corporation of America, One Panasonic Way, Secaucus, N.J. 07094. Call TOLL FREE 800-222-0584, in New Jersey (201) 348-5337.

## Panasonic® Industrial Company

Circle No. 38 on Free Information Card

\*1-Year Limited Warranty. (Carry-in or mail-in service)

Atlanta, GA - (404) 925-6830; Chicago, IL - (312) 364-7900; Dallas, TX - (214) 253-6400; Cypress, CA - (714) 895-7413.



**WILLIAM S. DAVID** *Publisher*  
**SETH R. ALPERT** *Editor*  
**PETER COSTA** *Executive Editor*  
**LESLIE SOLOMON** *Technical Director*  
**JOHN R. RIGGS** *Managing Editor*  
**ROBERT LASCARO** *Associate Art Director*  
**JOSEPH DESPOSITO** *Technical Editor*  
**JOSEF BERNARD** *Technical Editor*  
**DANIEL GLADSTONE** *Senior Copy Editor*  
**ANDRE DUZANT** *Technical Illustrator*  
**JEFF NEWMAN** *Editorial Assistant*  
**AMY MADWED** *Art Assistant*

**Contributing Editors:** Sol Libes, Forrest M. Mims, III, Barbara E. McMullen, John F. McMullen

**Editorial and Executive Offices**  
 One Park Avenue, New York, N.Y. 10016.  
 212-503-3500

**Advertising Sales Offices**

**Eastern**

Ken Lipka, 1 Park Ave., New York, N.Y. 10016.  
 212-503-5029

Linda M. Holbrook, 160 State St., Boston, MA  
 02109. 617-367-7190

**Midwestern**

Robert Vanek, Suite 1400, 180 N. Michigan Ave.,  
 Chicago, IL 60601. 312-346-2600

**Western**

Janet Bish, 11 Davis Dr., Belmont, CA 94002. 415-  
 594-2290

Anne Abeln, 3460 Wilshire Blvd., Los Angeles, CA  
 90010. 213-387-2100

**Southeastern**

Mark Browning, PO Box 81306, 2511 Carroll Ave.,  
 Atlanta, GA 30366. 404-455-3430.

**Consumer Computers & Electronics  
 Magazine Division**


Larry Sporn	President
Jeff Hammond	Vice President, Marketing
Carole Mandel	Vice President, Circulation
Eileen G. Markowitz	Vice President, General Manager
Jerry Schneider	Vice President, Licensing & Special Projects
Herbert Stern	Vice President, Creative Services
Jonathan D. Lazarus	Editorial Director
Peter J. Blank	Creative Director

**Ziff-Davis Publishing**

President Richard P. Friese; President Consumer Magazine Division Albert S. Traina; Executive Vice President, Marketing and Circulation Paul H. Chook; Senior Vice President Phillip T. Heffernan; Senior Vice President Sidney Holtz; Senior Vice President Edward D. Muhlfeld; Senior Vice President Philip Sine; Vice President Baird Davis; Vice President George Morrissey; Vice President Rory Parisi; Vice President William L. Phillips; Treasurer Selwyn Taubman; Secretary Bertram A. Abrams

Editorial correspondence: COMPUTERS & ELECTRONICS, 1 Park Ave., New York, NY 10016. Editorial contributions must be accompanied by return postage and will be handled with reasonable care; however, publisher assumes no responsibility for return or safety of manuscripts, art work, or models submitted.

The publisher has no knowledge of any proprietary rights which will be violated by the making or using of any items disclosed in this issue.



# LETTERS

**"Documentation Is a Pain!"**

As a technical writer for more than 10 years, I have heard the words above from engineers and managers more times than I care to remember. So I think Les Solomon was right on target in his "Computer Hardware" column for May, "Logic is Our Business and Business Could Be Better," when he identified the need for better manuals.

Before we line up our sights on the publications department, however, let's identify the causes of poor technical manuals.

First is upper-management perception. Too often the manuals are treated as afterthoughts or "necessary evils." The successful company identifies documentation as an integral part of the overall product.

Second is poor product development scheduling. Even if documentation is considered in the schedule, last-minute changes in software and other aspects of the equipment are often made just as the equipment is being crated for shipment. Adequate lead time is needed to create good manuals.

Finally, there is lack of engineering input. Most engineers have an aversion to writing. Yet, even the crudest engineering log is an invaluable source of information to a technical writer.

Good documentation is possible, and the customer should settle for nothing less.

—DAVID NOTTKE  
 Oak Park, IL

**No Y for Cipher**

I have some corrections to your article in the June 1984 issue concerning cryptographic security.

The glossary on page 93 is incorrect in a couple of definitions. Cryptology is the main subject, which is divided into cryptography and cryptanalysis. Cryptography is the science of producing ciphers for one's own use. Cryptanalysis is the science of breaking other's ciphers.

The greatest error is the spelling of "cipher." Where that "y" came from is a mystery to me. It makes one wonder if the authors are really educated in cryptography if they don't know how to spell "cipher."

When I was in the Navy and State Department engaged in cryptography we often got ciphers (for sale) from "inventors." Almost invariably the letter

would close with a statement somewhat as follows: "Even I, the inventor, cannot break it."

—RALPH V. ANDERSON  
 Holton, KS

*Cypher is a British variant on cipher. Sorry for the inadvertent encryption.*

—Ed.

**Adam Enthusiast**

When reading Forrest Mims's column "Experimenting with Coleco's Adam" in your April issue, I was glad to see that someone felt the same way about the Adam that I do. My family has owned one for approximately four months, and I am constantly discovering new capabilities that Adam has.

Although I am only 13, I have been around computers for many years and really enjoy programming. I am very knowledgeable of the many commands and control keys used in programming the Adam. I also find the built-in word processor to be of good quality and easy to use. I have used it for everything from typing letters to writing reports.

—DOUG DUSSAULT  
 Burlington, WI

**Kaypro 4 Plus 88**

In his article "Kaypro 4 Plus 88" (March, p 79), Charles Rubenstein clearly outlined the capabilities of the Kaypro 4 with the additional 8088 coprocessor. However, I would like to point out a mistake in the article regarding the use of the RAM disk. He says that the RAM disk feature allows programs to have rapid I/O without the expense of a hard disk. "It is only implemented when requested; and, since it is dynamic RAM, it is reset when warm/cold booted."

My experience is that the RAM disk is not reset when it is warm booted—only when it is cold booted. This is an important point because it allows the user to change disks in the two disk drives and warm boot the computer without having to reload the RAM disk.

—ED O'CONNELL  
 Elmira, NY

**Disk Correction**

*In the July issue, the disks shown in the article "Store It with Light" on page 63 should have been identified as being from Storage Technology Corp. and Optical Storage, Inc.*

—Ed.

THE SHARP PC-5000

# COMPUTERS TO GO

Finally, Sharp's PC-5000 puts desktop computing where it's never been before. In the field. Now you can do word processing on the train, information management on site and spread sheet analysis in your hotel room. You can now communicate with mainframes and databases. Plus, it's designed so it can easily be integrated into your systems.

Specifications:

- Weighs under 10 lbs.\* / 3½" H x 12" D x 13" W
- 16-bit, 8088 CPU/128K expandable to 256K RAM
- Two 5¼ floppy drives/320K each\*\*
- Integrated 37 CPS whisper-quiet correspondence-quality printer\*\*
- MS-DOS® operating system/IBM® compatibility
- Fold-down display for briefcase transporting/ 8 lines x 80 columns
- 6-hour rechargeable battery
- Software offering—number processing, word processing, communications and information management
- Direct connect modem\*\*
- Nationwide service program
- Immediately available

So before you decide to buy a computer that's not going anywhere, look into Sharp's PC-5000. It goes everywhere!

For more information just call toll-free 1-800-BE SHARP or send in the coupon.

\*\*Options.

\*Without optional printer and modem.  
MS-DOS® is a registered trademark of Microsoft Corporation.  
IBM® is a registered trademark of International Business Machines Corporation.  
Sharp Electronics Corp., Paramus, NJ 07652

Circle No. 4 on Free Information Card

Sharp Electronics Corp., 1909 E. Cornell, Peoria, IL 61614

Please send me more information about Sharp's PC-5000.

Please set up a demonstration.

Name \_\_\_\_\_ Title \_\_\_\_\_

Company \_\_\_\_\_

Street \_\_\_\_\_

City \_\_\_\_\_ State \_\_\_\_\_ Zip \_\_\_\_\_

Phone (\_\_\_\_) \_\_\_\_\_



FROM SHARP MINDS  
COME SHARP PRODUCTS



# Learn robotics and you build this

**New NRI home training prepares you for a rewarding career in America's newest high-technology field.**

The wave of the future is here. Already, advanced robotic systems are producing everything from precision electronic circuits to automobiles and giant locomotives. By 1990, over 100,000 "smart" robots will be in use.

## Over 25,000 New Jobs


Keeping this robot army running calls for well-trained technicians. . . people who understand advanced systems and controls. By the end of the decade, conservative estimates call for more than 25,000 new technical jobs. These are the kind of careers that pay \$25,000 to \$35,000 a year right now. And as demand continues

to grow, salaries have no place to go but up!

## Build Your Own Robot As You Train at Home

Now, you can train for an exciting, rewarding career in robotics and industrial control right at home in your spare time. NRI, with 70 years of experience in technology training, offers a new world of opportunity in one of the most fascinating growth fields since the computer.

You need no experience, no special education. NRI starts you at the beginning, takes you in easy-to-follow, bite-size lessons from basic electronics right on through



key subjects like instrumentation, digital and computer controls, servomotors and feedback systems, fluidics, lasers, and optoelectronics. And it's all reinforced with practical, hands-on experience to give you a priceless confidence as you build a programmable, mobile robot.

## Program Arm and Body Movement, Even Speech

Designed especially for training, your robot duplicates all the key elements of industrial robotics. You learn to operate, program, service, and troubleshoot using the same techniques you'll use in the field. It's on-the-job training at home!



You get and keep Hero 1 robot with gripper arm and speech synthesizer, NRI Discovery Lab for electronic experimentation, professional multimeter with 3½-digit LCD readout, 51 fast-track training lessons.

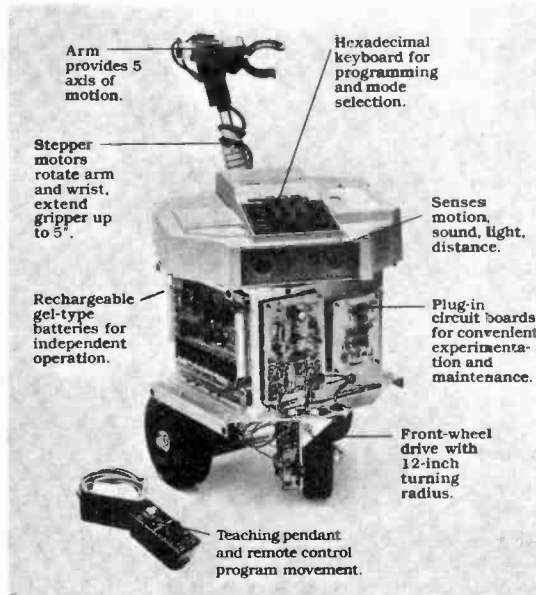
# Industrial control as

Building this exciting robot will take you beyond the state of the art into the next generation of industrial robotics.

You'll learn how your completely self-powered robot interacts with its environment to sense light, sound, and motion. You program it to travel over a set course, avoid obstacles using its sonar ranging capability. Program in complex arm and body movements using its special teaching pendant. Build a wireless remote control device demonstrating independent robot control in hazardous environments. You'll even learn to synthesize speech using the top-mounted hexadecimal keyboard.

## Training to Build a Career On

NRI training uniquely incorporates hands-on building experience to



Your mobile robot duplicates functions of state-of-the-art industrial units.

reinforce your learning on a real-world basis. You get professional instruments, including a digital multimeter you'll use in experiments and demonstrations, use later in your work. And you get the exclusive NRI Discovery Lab<sup>®</sup>, where you examine and prove out theory from basic electrical concepts to the most advanced solid-state digital electronics and microprocessor technology. Devised by an experienced team of engineers and educators, your

experiments, demonstrations, and equipment are carefully integrated with 51 clear and concise lessons to give you complete confidence as you progress. Step-by-step, NRI takes you from the beginning, through today, and into an amazing tomorrow.

**Send for Free Catalog Now**

Send for NRI's big free catalog describing Robotics and Industrial Control plus over a

dozen other high-technology courses. You'll see all the equipment you get in detail, get complete descriptions of every lesson, find out more about career opportunities for trained technicians. There's no cost or obligation, so send today. Your action today could mean your future tomorrow. If the card has been removed, please write us today.

**NRI** NRI SCHOOLS  
**McGraw-Hill**  
McGraw-Hill Continuing Education Center  
3939 Wisconsin Ave.  
Washington, DC 20016

**WE'LL GIVE YOU TOMORROW.**





# LES SOLOMON ON COMPUTER HARDWARE

## SURFACE MOUNTING

**P**OINT-TO-POINT wiring, the component interconnection technique used in the very early days of the electronics industry, was superseded by a vastly improved approach called the "printed circuit," or "pc," board.

The "wiring on a board" technique eliminated intercomponent cabling and allowed more components to be mounted and interconnected in a relatively small space. Since each pc board is theoretically identical to the original engineering model, another benefit was a reduction in wiring errors.

Printed circuit construction became the backbone of the electronics industry because it not only allowed for machine

nique, called "surface mounting," will also generate great changes in the electronics industry, particularly with microcomputers.

Although "surface mounting" may not be a familiar expression, it has been hiding among us for quite a while.

Where has it been? On your wrist, inside your digital wristwatch, and in your pocket, in a low-cost calculator.

Take a look at a typical low-cost digital watch or calculator and try to visualize the complex electronics that must be in it to accomplish the broad range of functions that come in the slim little package. Then consider the price, the reliability, and the power supply!

ers. In fact, you may not recognize any components on the board.

The surface-mounting technique allows all the components to be machine mounted (actually soldered) on one side of a support substrate and accounts for the low cost of the item.

The ICs may be difficult to recognize since they do not come in the familiar multi-pin DIP packages, but appear as flat pellet-like "chips" whose metal "lands" (the inputs and outputs of the IC) are directly soldered to the conducting pattern of lines deposited on the surface of the support (usually ceramic) substrate and protected by a thin layer of plastic.

All the other surface-mounted components also appear in pellet form, with each component lead directly soldered to the substrate pattern. Because of this new fabrication technique, you will find it difficult to identify a resistor, capacitor, or transistor. Even the LCD display is of "minimal" manufacture.


But, no matter how it looks, the system works as advertised and is extremely safe from damage due to shock, vibration, and moisture. Since very low-power CMOS (and its derivatives) are used to create the semiconductors, and the device uses a very low-power LCD readout, the power source can be one or two physically small, low-cost cells.

Let us look at another area.

Many new multi-function ICs now starting to appear are actually formed from several "chips" of tried-and-tested conventional ICs, all mounted and interconnected on the same substrate to produce a single, complex IC. This approach could be called the semiconductor version of surface mounting.

In the area of small size, keep in mind that when you look at most discrete electronic components, you are actually looking at a package that is much larger than the component it protects. You may be surprised how small an IC really is if you break away the plastic case and look at the actual chip (try it using a defunct IC).

The same size reduction can also occur in many other components associated with ICs. For example, when operating voltages and powers are very low (as they would be in a CMOS circuit), ca-



creation of the pc board itself, it also permitted machine installation of the various discrete components that made up the circuit. Manufacturers were therefore able to mass produce their products and greatly reduce manufacturing and selling costs.

The pc approach reached its peak with the mounting of the integrated circuit within the familiar multi-pin dual-in line package (DIP). This combination appears in all types of electronic systems ranging from test instruments to such consumer items as radio, TV, and audio equipment to computers and their associated plug-in devices.

We are now on the verge of the next evolutionary step in electronic product construction, one that may force the ubiquitous pc board to join point-to-point wiring in history. This new tech-

Today, you can buy, for a few dollars, a battery-powered pocket calculator having functions that exceed many of the million-dollar computers used in WWII. In fact, imagine what a comparable watch or calculator would have cost only a few years back?

One usually unconsidered fact about these low-cost digital devices is that in most cases it is cheaper to buy a new watch or calculator than it is to get one repaired (sometimes to even buy new batteries). At least as far as watches and calculators are concerned, we live in the age of "throwaway" electronics.

If you have a defunct digital watch, open it and observe the "pc board." You will note that it looks quite different from the multi-IC, dense, conventional pc boards used in physically larger electronic systems such as personal comput-

**WHAT WOULD YOU SAY  
TO A NEW LAP-SIZE COMPUTER  
WITH SEXY GOOD LOOKS  
LIKE THE APPLE IIc AND  
BONE CRUSHING POWER LIKE  
THE \$3000 H-P PORTABLE,  
ALL FOR \$995?**



# “GIMM

EPSON

OPENING  
D Open a document file  
D Open a non-document file  
Change locked or free

VIEW ANGLE

*Of course you want it.*

*The Epson® Geneva™. A full-function, battery powered lap-size computer with 64K of memory, an 80 character 8-line screen, a big, responsive keyboard, cassette storage, plus four powerful, popular programs on ROM capsules, all included free.*

*All Epson quality. All for \$995.*

*Now that's technology.*

*If the Geneva is small where it counts, it is also big where it counts. In software, you get the big advantage of a universal operating system—*

*CP/M®. And to start you off at freeway speed, the Epson Geneva*

*comes complete with WordStar®. Also included is Portable Calc, an electronic spread-*

*sheet, Portable Scheduler,*

*and Microsoft® BASIC.*


*Want more?*

*The Epson Geneva offers a complete collection of advanced, battery-powered mini-peripherals. Customize your perfect computer*



E P S O N

# NAME"



system with a direct connect modem; an extra 120K of RAM disk memory; a 32CK 3 1/2" disk drive; there's even an amazing four pound 80-column printer.

Here's the best part.

When you put an Epson Geneva and every one of these peripherals into one briefcase, you have a complete computer system for a thousand dollars less than where other powerful portables begin.



The Epson Geneva. You know you want it, so when are you going to get it?

For the name of your nearest Epson dealer, call (800) 421-5426. In CA, call (213) 539-9440.

**NEVER HAS** **\$995**  
**BOUGHT SO MUCH. AND SO LITTLE.**

Epson, Apple, WordStar, CP/M, and Microsoft are registered trademarks of Epson Corporation, Apple Computer Inc., MicroPro, Digital Research, and Microsoft Corporation, respectively. Geneva is a trademark of Epson America, Inc.

# G E N E V A



capacitors and resistors can exist in very small semiconductor chip form, ready to be surface mounted (soldered) along with the IC chips.

Thus, a number of chips and other electronics components can be interconnected to form a "surface mounted" system. The reliability of this technique is so high that many manufacturers combine and interconnect a number of chips on one substrate, and the assembly does not have to be electrically tested.

Because of the low manufacturing costs, if a board using surface mounting fails during its checkout, it is cheaper to throw it away and replace it with another, similar, board rather than go through the expense of troubleshooting, removing, and replacing one chip. This is similar to what is done today with a low-cost digital watch or calculator.

We have come to the point in our current technology where the semiconductors are more reliable than the sockets that some computer manufacturers still use. That is why, in present-day systems using conventional DIP semiconductors, you see more soldered-in semiconductors and fewer and fewer sockets.

On the other hand, passive components, such as resistors, capacitors, and inductors, which are more tolerant of high temperatures than semiconductors, have always been directly soldered to the pc board.

There is one potentially dangerous hitch to the solder-in technique. The act of high-temperature soldering an IC to a board (as used at present) has damaged more ICs than almost anything else. Solder can crack due to the difference in thermal expansion between the component and the board pads. Also, the combination of solder and the metal used for the traces can leach, which may be a potential source of short-circuits.

This is one of the reasons manufacturers are looking for other soldering and bonding techniques, particularly for surface mounting.

One manufacturer is experimenting with a surface-mounting technique that uses conductive epoxy to form the "foil pattern" which is screen printed on the substrate (similar to the copper traces on a conventional pc board). Then, small "dots" of non-conductive epoxy are placed on the substrate where the various pellets will be placed. When the substrate, with components, is subjected to a temperature of 150 to 200 C, both epoxies cure, and the surface mounting is complete. This technique eliminates the relatively expensive pretinning, prebaking, and flux-removal steps conventional copper-trace/solder pc boards need.

Although at present more expensive than soldering, the use of epoxies requires less expensive mounting equipment. As an added benefit, since electrically conductive epoxy is not rigid, the finished surface-mounted boards can tolerate a higher thermal cycle during long periods of operation in a small enclosure having a minimum of heat exchange.

Another company is testing a technique called "vapor-phase" to be used in a reflow solder mode. In the reflow approach, the pellet lands and their associated contacts on the substrate are coated with solder. The hot vapor penetrates between the densely packed board components causing the solder to melt. The resulting solder reflow makes the electrical and mechanical connections.

Surface mounting also allows the use of double-sided substrates, with each side having a completely different and independent function, since there are no (unwanted) interconnects between the two sides of the thin substrate. For example, one side may carry the CPU, I/O ports, and various control chips, with

---

## Surface mounting has been hiding at the end of your arm in your digital wristwatch

---

RAM and ROM chips on the other side. When required, interconnections between the two sides would be via minute electrically conductive plated holes in the substrate.

Now consider a portable computer using surface-mounting techniques. The smallest useful physical size of such a system is determined by the display, keyboard, and mass storage system. Of course, this is true today with the current crop of battery-powered "lap" computers.

The major difference is that using surface mounting, it becomes possible to create a battery-powered lap portable having all the attributes of present-day lap and conventional line-powered "desk mounted" microcomputers, including many megabytes (yes, megabytes) of internal RAM.

Such large mounts of memory for a lap computer can come via two routes.

The first is when a semiconductor

manufacturer mounts and interconnects a number of "chips" of a known good memory device on the same substrate to produce a single physically small device having a considerable number of bytes.

As 256K-bit RAM devices become more available, you will not need too many of these small substrates to create quite a large memory. Due to the small physical size of such a composite "super chip," the lap computer can use many of these devices, thus allowing many megabytes of memory.

Large memory capacities will also come from semiconductor research. For example, IBM recently fabricated a 1-megabit DRAM (dynamic RAM). All it takes is eight of these to form a 1-megabyte memory for a personal computer. Don't look for this RAM to come on the development stage (also, the "chip" is somewhat unwieldy). Similar high-density semiconductor research is being performed in Japan.

Besides allowing maximum memory for the computer, these massive amounts of storage in a small space will also allow the use of "semiconductor disks," thus eliminating the attendant noise, size, weight, and power requirements of conventional mechanical disk drives, even the upcoming "third-height" drives.

If transportable data storage and/or "canned" software is desired, the removable storage medium could well be in microcassette form, a magnetic tape approach that holds several hundred kilobytes on a very small cassette using a very small low-power cassette drive system.

Besides small size and very low power requirements, another major benefit that comes with surface mounting is that when tried and tested "chips" are combined with the surface-mount approach, the result will be much better electronic system reliability.

Since all components on the surface-mounted boards will be operated well within their voltage and signal specifications (they will be battery powered) and hopefully within their specified environmental conditions, the mean time before failure will be very long—possibly longer than the lifetime of the user. If this sounds far fetched, consider the punishment that a digital watch takes during its lifetime, yet "it keeps on ticking." Compare this with the treatment that a more expensive portable computer will get.

In the rare event that a system does go down, it will simply be a case of replacing the faulty board and throwing the old one away. That will be the legacy of surface mounting. ◇

# Introducing the software that makes communications a piece of cake.

EasyLink™ Instant Mail™ Manager software is probably the only communications package you'll ever need. Designed to blend in perfectly with Western Union's EasyLink service, it makes the total communication process easy, instant, and automatic too.

## **All the right ingredients.**

EasyLink Instant Mail Manager works with EasyLink service to provide automatic access and transmission of almost any type or length correspondence over the EasyLink network. So sending mail instantly to virtually any other phone-equipped PC or word processor is a snap.

You can even reach people without equipment. Thanks to EasyLink's instant access to Western Union's Worldwide communications services.

EasyLink Instant Mail Manager also lets you access your company's computer or connect instantly to other business and information services.

## **The frosting on the cake.**

EasyLink Instant Mail Manager is more than simple "send and receive" software. With it, you also have complete word processing capabilities. So you can easily create, edit and change the format of



your correspondence, then send it without ever changing software.

And, unlike most other communications software, EasyLink Instant Mail Manager allows you to create and manage a permanent electronic address file

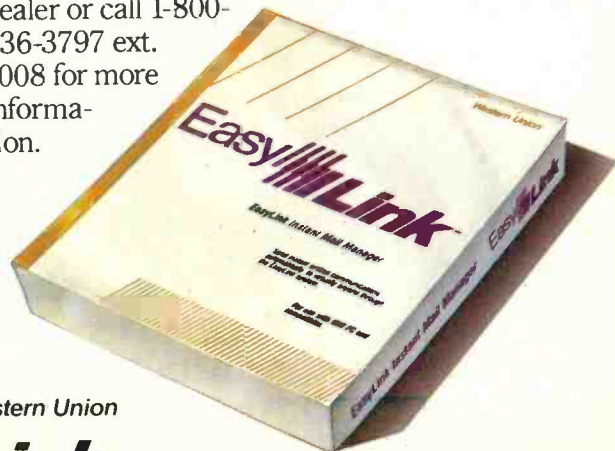
that stores hundreds of names and addresses. So you can instantly speed correspondence to anyone. Anytime.

## **If you need it, getting help is sweet and simple.**

EasyLink Instant Mail Manager is set up to guide you step by step. From how to format messages to how you go about sending them.

EasyLink Instant Mail Manager software and EasyLink service. The perfect mix.

Available now at your computer software dealer or call 1-800-336-3797 ext. 1008 for more information.



Western Union  
**EasyLink**™



# At CIE, you get electronics career training from specialists.



**If you're interested in learning how to fix air conditioning, service cars or install heating systems— talk to some other school. But if you're serious about electronics... even earning an Associate Degree... come to CIE — The Electronics Specialists.**

## Why trust your education and career future to anything less than a specialist?

You shouldn't. And you certainly don't have to.

If you talked to some of our graduates, chances are you'd find a lot of them shopped around for their training. They pretty much knew what was available. And they picked CIE as number one.

Be sure to shop around. Because, frankly, CIE isn't for everyone.

There are other options for the hobbyist. If you're the ambitious type—with serious career goals in electronics—take a close look at what we've planned for you at CIE. **What you should look for first.**

Part of what makes electronics so interesting is it's based on scientific discoveries—on ideas! So the first thing to look for is a program that starts with ideas and builds on them!

That's what happens with CIE's Auto-Programmed® Lessons. Each lesson takes one or two principles and helps you master them—before you start using them!

### How practical is the training?

This is the next big important question. After all, your career will be built on what you can do—and on how well you do it.

Here are ways some of CIE's career courses help you get your "hands-on" training...

### With CIE's Personal Training Laboratory...

you learn and review the basics—perform dozens of experiments. Plus, you use a 3-in-1 precision Multimeter to learn testing, checking, analyzing!

**When you get your own 5MHz, solid-state oscilloscope,** you take some real professional steps. You use it as a doctor uses an X-ray machine—to "read" waveform patterns...lock them in...study, understand and interpret them!

**When you get your Digital Learning Laboratory,** you'll

be into digital theory—essential training today for anyone who wants to keep pace with the state of the art of electronics. With CIE's Digital Lab, you'll be applying in dozens of fascinating ways the theory you've learned. For example, you'll compare analog and digital devices. You'll learn to make binary to decimal conversions and to work with semiconductor devices and circuits. You'll see how digital equipment is vital to today's exciting, growing fields such as security... where digital theory provides the brains for space-age alarm and protective devices.

**You'll build your Microprocessor Training Laboratory,** a working microcomputer—from "scratch." You'll also learn how to program and interface it with displays, memories, switches, and more.

### Earn An Associate Degree from CIE.

One of the best credentials you can have in electronics—or any other career field—is a college degree. That's why CIE gives you the opportunity to earn an Associate in Applied Science

in Electronics Engineering Technology. Any CIE career course can offer you credit toward the degree...more than half of the number needed in some cases.

You can also prepare for the government-administered FCC (Federal Communications Commission) Radiotelephone License, General Class. It can be a real mark in your favor... government-certified proof of your specific knowledge and skills.


### Shop around...but send for CIE's free school catalog first!

Mail the card. If it's gone, cut out and mail the coupon. If you prefer to write, mention the name and date of this magazine. We'll send you a copy of CIE's FREE school catalog—plus a complete package of independent home study information! For your convenience, we'll try to have a representative contact you to

answer your questions. Mail the card or coupon—

or write: CIE, 1776

East 17th St.,  
Cleveland,  
OH 44114.



## CIE Cleveland Institute of Electronics, Inc.

1776 East 17th Street, Cleveland, Ohio 44114

Accredited Member National Home Study Council

YES... I'm shopping around for the right kind of career training in electronics—and CIE sounds well worth looking into. Please send me my FREE CIE school catalog—including details about the Associate Degree program—plus my FREE package of home study information!

Print Name \_\_\_\_\_

Address \_\_\_\_\_ Apt. \_\_\_\_\_

City \_\_\_\_\_ State \_\_\_\_\_ Zip \_\_\_\_\_

Age \_\_\_\_\_ Area Code/Phone No. \_\_\_\_\_

Check box for G.I. Bill information:  Veteran  Active Duty

**MAIL TODAY!**

PE-19



# In the battle between the IBM PC, there can be

Hear the guns?

It's a battle for your desktop. Apple® versus IBM®. The easy-to-use Macintosh against the serious business computer from Big Blue.

And the winner? Epson®. That's right, Epson. Because for the person who simply wants to buy one relatively perfect personal computer, the Epson offers an opportunity for peace in our time.

A computer that is easy to use, like the Mac, but also runs all sorts of business software, like the PC.

And aren't those two computers exactly the one you need?

**An easier way to be easy...  
A more serious way to be serious.**

The Epson is easy because its keyboard works in English, not computerese. And only

the Epson comes with *Valdocs*™, a powerful integrated software system that takes you step-by-step through the five most important business functions: word processing, business graphics, telecommunications, electronic filing and daily scheduler.

As a result, while IBM owners are still pondering their manuals, and Macintosh owners are still drawing sneakers, Epson owners are churning out productive work with electronic speed and accuracy.

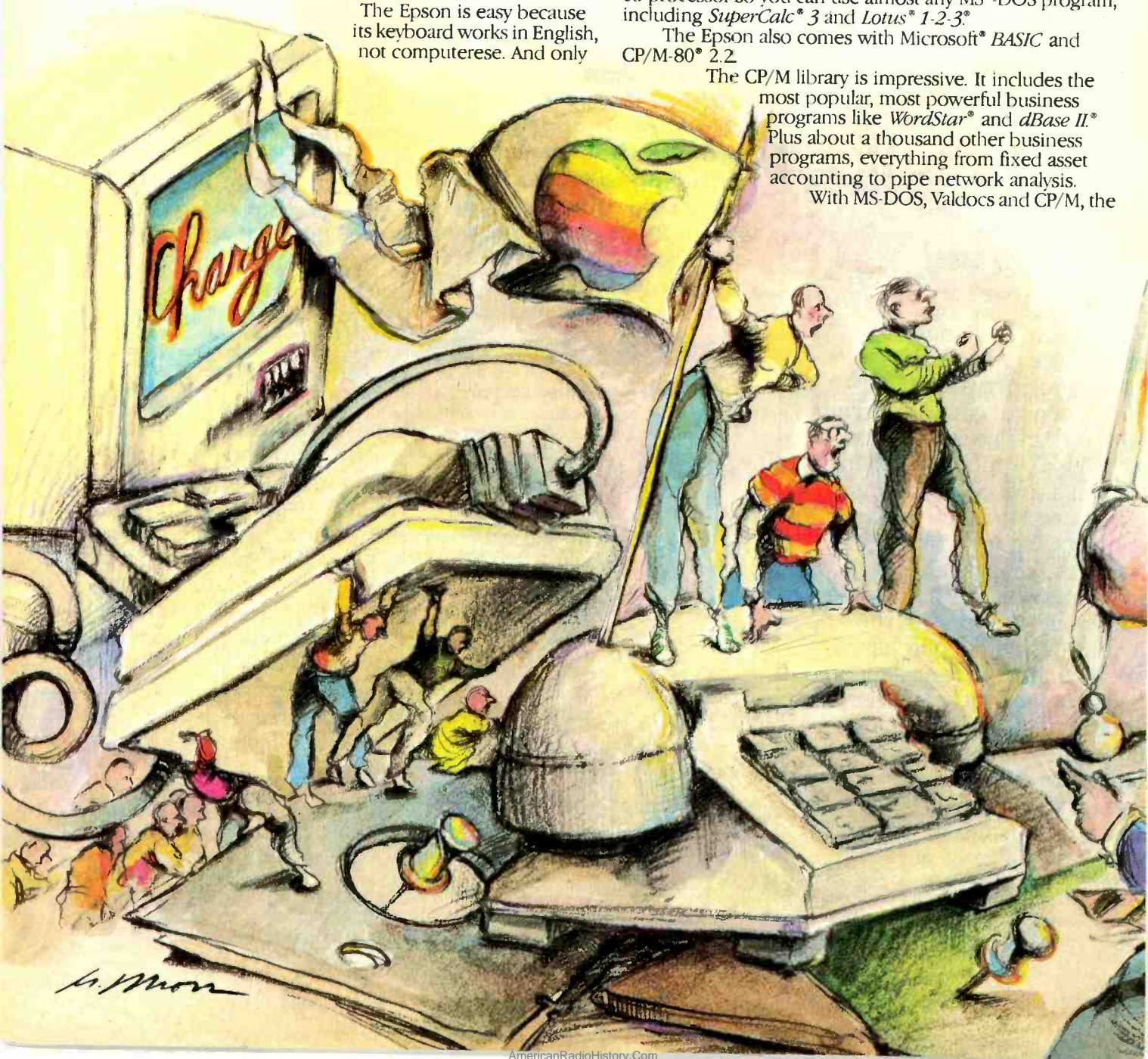
The Epson also opens the doors of your disk drives to the largest collection of software in captivity. In fact, the Epson runs *more* business programs than the IBM PC.\*

To start, the Epson is available with an optional 16 bit co-processor so you can use almost any MS™-DOS program, including *SuperCalc*® 3 and *Lotus*® 1-2-3®.

The Epson also comes with Microsoft® *BASIC* and CP/M-80® 2.2.

The CP/M library is impressive. It includes the most popular, most powerful business programs like *WordStar*® and *dBase II*®. Plus about a thousand other business programs, everything from fixed asset accounting to pipe network analysis.

With MS-DOS, Valdocs and CP/M, the





# the Apple Macintosh and only one winner. The Epson.

Epson should be able to handle any future business need. And that should make you feel very good about siding with Epson today.

## The ultimate technical specification: value.

The Epson QX-10 comes complete with a 12" high resolution monitor, 600 x 400 Pixels, driven by one of the most powerful graphic processors available. With screen resolution this good, text and graphics will leap off the screen. And when you add a graphics program, like *Q-plotter*,<sup>™</sup> you can produce presentation graphics of the highest order.

Standard issue on the Epson also includes 256K memory, plus 128K resident video memory, dual 380K Epson-made disk drives, a CMOS Realtime Clock/Calendar with battery backup, a 1-year warranty, an RS-232C port and a parallel port; thus freeing the five—that's right, five—

option slots for some real options.


Best of all, everything is Epson quality, the same quality that has made Epson the number one manufacturer of computer printers, worldwide. And when you consider that Epson gives you a complete computer system at a price a thousand dollars less than either Apple or IBM, you understand why this computer can not only bring peace to your desktop, but to your budget, as well.



\*With optional MS-DOS board. Apple, the Apple logo, IBM, Epson, SuperCalc 3, Lotus 1-2-3, CP/M-80, Microsoft, WordStar and dBase II are registered trademarks of Apple Computers, Inc., IBM, Epson Corp., Sorcim, Lotus, Digital Research, Microsoft, Micropro and Ashton-Tate respectively. Valtools, MS, Q-plotter are trademarks of Rising Star, Microsoft and Metro Software respectively.

## EPSON

STATE-OF-THE-ART...SIMPLICITY





## Computer Scientist

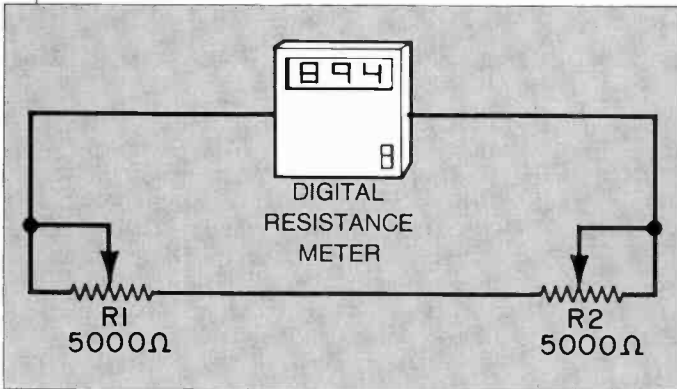


Fig. 2. Variable resistor analog addition circuit.

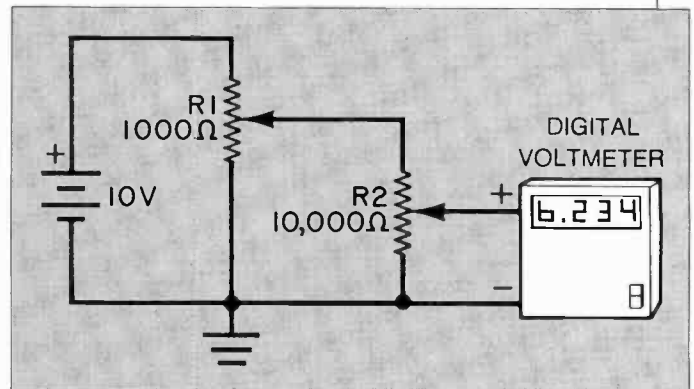


Fig. 3. Variable resistor analog multiplication circuit.

### Analog Computer Basics

Mechanical analog computing machines have existed for more than a thousand years. One of the most widely used analog computing machines, the slide rule, was made obsolete only a decade ago by the portable scientific calculator, a digital microcomputer containing in its ROM stored programs dedicated to solving specific mathematical problems.

It's well-known that digital computer circuits process electrical signals that occupy one of two discrete levels. A floating or disconnected state, the so-called *third state*, may also be present. For example, when various circuits are connected to a common bus, to prevent confusion only *one* can be allowed to place a signal on the bus. The others are effectively isolated from the bus by circuits called three-state buffers or gates.

Analog computers process signals over a wide and continually variable voltage range. It's therefore much easier for analog computers to represent and perform mathematical operations upon numbers that have been represented by voltages.

On the other hand, digital computers are much more precise than analog machines and are therefore essential when paychecks, bank balances, loan statements, budgets and the like are being calculated.

Sometimes, however, the precise results offered by digital computers are superfluous. For example, would you prefer to read from a digital display that your car's fuel tank is 26.2 percent full or glance at an analog gauge that reveals you have about a quarter of a tankful remaining? Even if you prefer the digital readout, the reading is only as accurate as the *analog* sensor that measures the level of the fuel and the *analog-to-digital* circuit that drives the readout.

On a grander scale, an analog computer programmed to simulate a rain-

drenched watershed might predict a flood crest of 15.2 feet with an error range of  $\pm 1$  percent. A digital computer simulation might give a more precise prediction of 15.187568439731 feet. But since both predictions are subject to the same input errors (e.g., the uniformity and quantity of rainfall, condition of the soil, vegetation type and density), *both* provide a figure of *about* 15.2 feet. If you're not convinced, ask yourself which value the radio announcer will read over the air to an audience of potential flood victims.

## Analog computers provide real-time solutions to problems

The preceding example also illustrates the role analog sensors play in many kinds of dedicated (single function) digital computer systems. Though the digital portion of such systems may have ten- or twelve-place accuracy, the accuracy of the analog sensor is considerably less, probably no more than a few tenths of a percent. Moreover, the overall response of an individual sensor may *not* be uniform with other sensors.

All in all, miniature analog computers might well be at least as effective as their digital counterparts in dedicated applications involving analog sensors. Then why aren't they as popular?

In my opinion, a principal reason is that analog circuit design is fast becoming a lost art. Another reason is that the microprocessor arrived *before* sophisticated single-chip analog computer chips. This technology gap provides some interesting opportunities for creative com-

puter enthusiasts, and I'll have more to say about it in Part 2 of this two-part column.

### Do-It-Yourself Analog Computers

While large-scale analog computers can be very complex, small-scale machines can be surprisingly simple. For example, though practical analog computers are designed around precision operational amplifier circuits, simple analog computers can be constructed from a few potentiometers and a multimeter.

Figure 2 shows an *analog adding machine*. This ultra-simple circuit requires only two inexpensive potentiometers equipped with pointer knobs and scales. The circuit can display its results on a conventional analog meter or a digital multimeter.

If each potentiometer has a resistance of 5,000 ohms and if each ohm represents a unit, then this analog adder can sum any two numbers of up to 5,000 and provide a total of up to 10,000. Simply by changing the potentiometer scales, a form of programming, the machine can be set to add virtually any pair of numbers provided that an appropriate correction factor is applied to the value displayed by the multimeter.

Figure 3 shows how the two potentiometers in Fig. 2 can be rearranged or *re-programmed* to provide an *analog multiplication machine*. Here the potentiometers are connected as *voltage dividers* across a 10-volt power supply.

How does the multiplier work? Ignoring the value of the potentiometers, assume each is equipped with a scale having eleven equally spaced lines. The scale for R1 is marked 0 through 10 while that of R2 is marked 0 through 1 in increments of 0.1.

When R1's pointer is rotated to the 5 position on its scale, its wiper is at its center position and the voltage appearing across the wiper and ground is half the input value, or 5 volts. Likewise,

## Computer Scientist

when R2's pointer is rotated to the 0.5 position on its scale, its wiper is also at its center position, and the voltage across the wiper and ground is half the input value, or 2.5 volts. This output voltage is the product of the two potentiometer settings ( $5 \times 0.5 = 2.5$ ).

The simple addition and multiplica-

tion circuit is the product of the feedback resistance (R2) and the input voltage ( $V_{in}$ ) divided by the input resistance (R1). Therefore, the basic circuit in Fig. 4 can perform multiplication and division.

Figure 5 shows how the circuit in Fig. 4 can be slightly modified to enable it to

perform addition and subtraction. More than two voltages can be combined by adding additional input resistors to the adder (summer) circuit.

The summer in Fig. 5 can average the sum of two or more input voltages by making the ratio R2/R1 equal to the number of input voltages. For instance, if each of two input resistors [R1(a) and R1(b)] has a resistance of 100,000 ohms,

ship between the voltage drop across a  $p-n$  junction and the current flowing through the junction makes possible this important analog computer function block.

Op-amps can provide many other functions useful in analog computers, including integration, differentiation, raising exponents and function generation.

As you can see, the op-amp is to analog computers what the logic gate is to digital computers. Op-amps, however, are much more temperamental than logic gates. Sensitive to temperature changes, high-accuracy op-amp function blocks require precision resistors having a tolerance of 0.1 percent.

These drawbacks are a major reason why analog computers were soon surpassed by more dependable and predictable digital computers. In recent years, however, analog computer function modules have been fabricated with on-chip resistors having unprecedented accuracies. One such circuit, the Analog Devices AD534, includes a dozen on-chip resistors trimmed to a high degree of accuracy by a pulsed laser.

When first introduced five years ago, its manufacturer called the AD534 the first single-chip analog computer. Since this chip can multiply, divide or square two input voltages or take the square root of a single input voltage—all with an accuracy of  $\pm 0.25$  percent—the AD534 certainly qualifies as a powerful

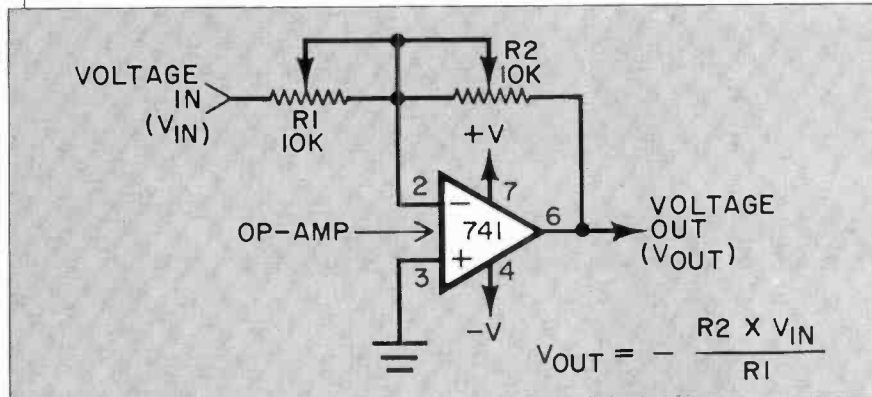


Fig. 4. Basic operational amplifier variable resistor multiplier.

tion circuits in Figs. 2 and 3 can be made more accurate by using multi-turn precision potentiometers. Ten-turn dial potentiometers are an excellent, albeit rather expensive, choice.

Moreover, both the addition and multiplication circuits can be combined into a single circuit that can be reconfigured by means of a *patch panel* equipped with switches or removable plugs and wires. By doing so, a *programmable* analog computer can be created.

Experienced circuit designers can replace the requisite programming wires, plugs and switches with *analog gates*. A digital word (i.e., binary number) much like a digital computer's machine language instruction, can then be used to tell the computer to add or multiply. The analog computer can be greatly expanded using such techniques. And it can be controlled using familiar but, by comparison, more easily programmed digital computer techniques.

### Activating the Analog Computer

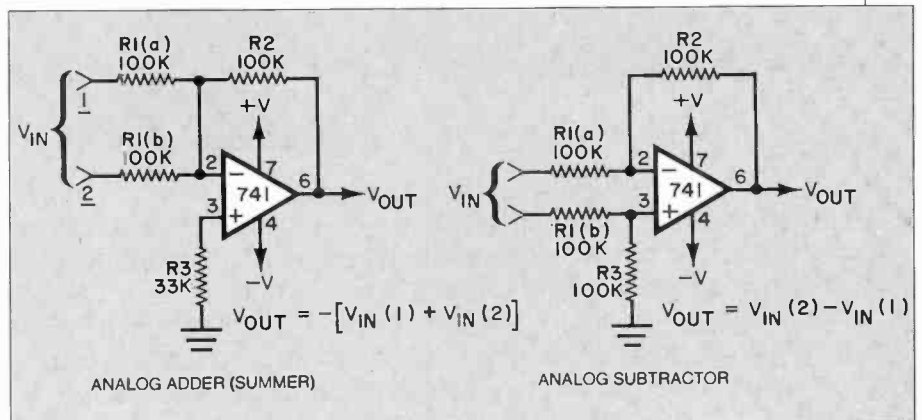
The basic variable resistor analog computer discussed thus far is a *passive* device. Far more versatile performance can be had by adding *active* electronic circuits, the most important being the *operational amplifier*. First developed by George H. Philbrick in the mid-1930s for use in an early all-electronic analog computer, the op-amp, as it is usually called, uses feedback from its output to one of its two inputs to control precisely its amplification factor or *gain*.

Figure 4 shows a very basic op-amp *function block*. The output voltage of

perform addition and subtraction. More than two voltages can be combined by adding additional input resistors to the adder (summer) circuit.

The summer in Fig. 5 can average the sum of two or more input voltages by making the ratio R2/R1 equal to the number of input voltages. For instance, if each of two input resistors [R1(a) and R1(b)] has a resistance of 100,000 ohms,

Fig. 5. Basic operational amplifier variable resistor multiplier.



then changing R2's resistance to 50,000 ohms will cause the output voltage to equal the average of the two input voltages.

More precise multiplication, division and square root extraction can be performed by means of an op-amp operated as a logarithmic amplifier. This is accomplished by substituting a diode or transistor in the feedback loop of an op-amp. The natural logarithmic relation-

analog processing chip. I'll have more to say about it and similar chips in Part 2.

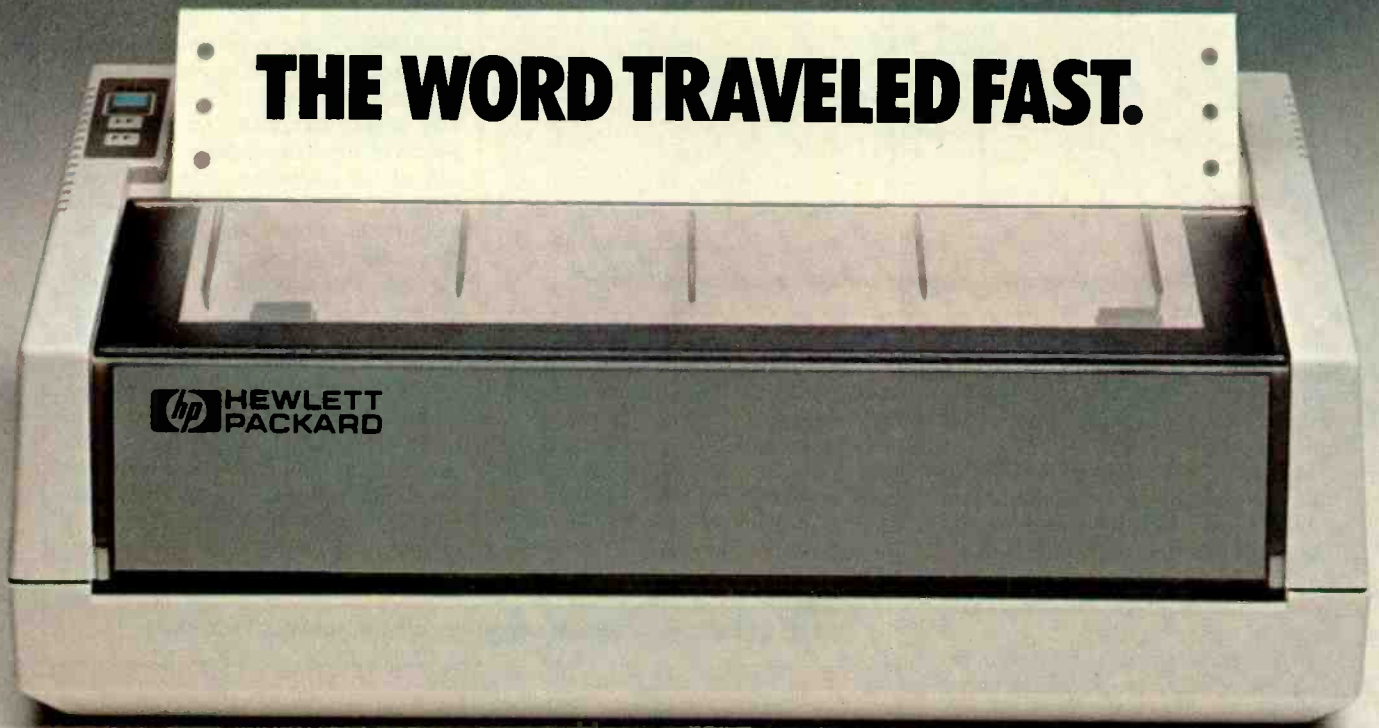
### Simulating an Analog Computer with BASIC

If you enjoy experimenting with hardware, you can assemble a surprisingly powerful analog computer from a few op-amps, an AD534, a patch panel and a digital multimeter. Alternatively, you

(Continued on page 113)



**WHEN HEWLETT-PACKARD  
DEVELOPED A PERSONAL COMPUTER  
PRINTER THAT USES A QUIET JET OF INK,  
PRINTS 150 CHARACTERS PER SECOND  
AND COSTS ONLY \$495,**



## **THINKJET.**

Hewlett-Packard research has used inkjet technology to make the ThinkJet personal computer printer surprisingly quiet while printing 150 high quality, dot-matrix characters per second for text or graphics. The ThinkJet printer weighs only 6½ pounds and it takes up just a bit more room than your telephone. So, it can work right on your desk. There's even a battery-powered model that lets you print anywhere. And, the ThinkJet printer's ink supply and printhead are designed in one neat disposable unit that simply clicks out when it's time to change.

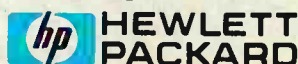
The ThinkJet printer will work with most popular personal computers, including Hewlett-Packard, IBM®, COMPAQ™, TI® or Apple IIe®.

Finally, as quiet, fast and compact as the ThinkJet printer is, it still has one more feature that's going to cause a commotion; its price... \$495.00\*

See the entire family of personal computers, software and peripherals at your authorized Hewlett-Packard dealer.

Call (800) FOR-HPPC for the dealer nearest you.

Setting You Free



IBM is a registered trademark of International Business Machines Corporation. COMPAQ is a trademark of COMPAQ Computer Corporation. TI is a registered trademark of Texas Instruments, Inc. APPLE is a registered trademark of Apple Computer, Inc. \*Suggested retail price.

# WHEN HEWLETT-PACKARD USED LASER TECHNOLOGY TO BRING YOUR PERSONAL COMPUTER A LETTER QUALITY PRINTER THAT OPERATES AT UP TO 300 CHARACTERS PER SECOND,



## LASERJET.

Now you can print an entire page of text in just 7½ seconds. That's the equivalent of 300 characters per second. The LaserJet personal computer printer can do it. Hewlett-Packard has brought the speed, quiet and letter quality of laser printing to the personal computer user for under \$3,500\*.

The LaserJet printer is designed for Hewlett-Packard personal computers, the IBM® PC, PC

compatibles and most other personal computers.

No other personal computer printer is engineered to do what the LaserJet printer can do at such an affordable price. But then consider where it came from.

See the entire family of personal computers, software and peripherals at your authorized Hewlett-Packard dealer. Call (800) FOR-HPCC for the dealer nearest you.

Setting You Free





# HARDWARE REVIEWS



## EPSON PX-8 LAPSIZE COMPUTER

*A 5-pound portable that sports ROM-based WordStar, BASIC, and spreadsheet software*

**BY JOSEPH DESPOSITO**

Although several lapsize computers sell for under \$1000, all suffer from a lack of software. Now, however, Epson has produced a lapsize computer, the PX-8, which uses the CP/M operating system—thus it can access one of the largest software bases available for micros. For software starters, the PX-8 comes standard with Portable WordStar, Calc and Scheduler in ROM capsules.

The size and layout of the PX-8 are reminiscent of Epson's HX-20 (the first lapsize computer), with some significant differences. Gone, naturally, is the 4-line by 20-character display; it is replaced by an 8-line by 80-character LCD that flips up for use. The microcassette tape drive in the HX-20 is also present in the PX-8.

Missing, however, is the microprinter. Suggested retail price of the PX-8 is \$995.

A bevy of optional peripherals is available to enhance the standard PX-8. Chief among them are a 3½" disk drive and a 120K RAM disk, which sell for \$599 and \$460, respectively.

### General Features of the PX-8

The PX-8 is a 5-lb bundle. With dimensions of 11.7" W × 8.5" D × 1.9" H, it is almost identical in size to its predecessor. For traveling, a molded plastic cover fits over the keyboard, the LCD folds down flat over the microcassette recorder and speaker, and a plastic handle slides out from the front of the case. In use, the handle retracts, the cover comes off, and the display tilts up to an appropriate viewing angle. Two legs at the back of the unit can swing down to adjust the angle of the keyboard.

On the rear panel of the computer are two 8-pin miniature DIN plugs, which are the serial (printer) and RS-232C (modem) ports. Three phono jacks are used for the speaker output, an analog/

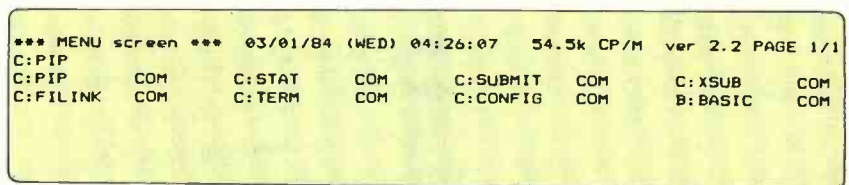
digital (A/D) input, and barcode reader port. A recessed reset switch lies along the left side of the unit, while the power switch is along the right. The latter is under software control, which means that the machine can be programmed, in conjunction with a built-in clock, to turn on and off automatically.

Rechargeable nickel-cadmium batteries are housed in a compartment on the underside of the computer. There are two batteries, main and backup. The main battery runs for about 15 hours, depending on I/O operations. When it needs recharging, the backup battery protects the contents of memory. An adapter that plugs into the back of the unit is used to recharge the batteries, which takes about 8 hours.

Another compartment on the underside gives the user access to the computer's removable ROMs and an 8-pin DIP switch. The switch is used to customize the keyboard for any of seven different languages.

### Inside the Machine

The PX-8 has three microprocessors.



**Fig. 1. Startup menu screen shows the CP/M ROM as the C drive and the BASIC ROM as the B drive.**

## TABLE I—PX-8 OPERATING SYSTEM MODULES

The operating system of the PX-8 is functionally divided into several units which are referred to as modules. Some of them are part of the CP/M operating system and others supplement it.

- **System Display module.** Enables the microcassette tape to be operated manually and also to check and reset some of the system parameters.

- **Password module.** Makes it possible to stop unauthorized users from using the PX-8 without knowing an entry password.

- **MENU module.** Displays program files and data files on the screen and makes it easier for the user to run any

program file by selecting it on the screen, using the cursor keys rather than having it to type the full name.

- **Screen dump module.** Used to make a copy of the current screen on a printer.

- **Console Command Processor (CCP).** This is the part of the CP/M operating system which interprets command strings typed on the keyboard. This module includes the CP/M built-in commands (Dir, Type, Ren, Era, Save and User).

- **Basic Disk Operating System (BDOS).** This is the part of the CP/M which manages disk files. It also treats the ROM capsule and RAM as disk devices.

- **Microcassette Tape Operating System (MTOS).** Manages microcassette files.

- **Basic Input/Output System (BIOS).** This part of the CP/M acts as the interface between the operating system and input/output devices, e.g., the screen, keyboard and RS232 interface.

- **Microcassette Input/Output System (MIOS).** I/O interface between MTOS and microcassette firmware.

- **Clock module.** Controls alarm and wake functions and updates time displays.

- **System activator.** Controls system activation, deactivation, the auto-start function and initialization.

The main processor is a Z-80-compatible CMOS CPU. Additionally, a 6301 processor is used for display and input/output control, and a 7508 processor controls interfacing with the keyboard and the A/D converter. A block diagram of the system configuration is shown on page 38.

Standard memory of the PX-8 is 64K RAM and 32K ROM, controlled by the Z-80. 6K of video RAM and 4K ROM are controlled by the 6301.

The ROMs, as mentioned, are accessible to the user. In the old HX-20 users were warned against inserting CMOS ROMs themselves, owing to the sensitivity of CMOS chips to damage by static electricity. In the PX-8, however, Epson has devised a package (not an enclosed ROM cartridge, as in other computers) in which the ROM chip is seated, but exposed. With careful handling, the user can insert and remove the ROMs, which may contain the CP/M operating system, BASIC, Portable WordStar, Portable

### Battery-powered 3 1/2" drive.



Calc, or other programs. Removing one ROM capsule and slipping in another is fairly straightforward though not nearly as easy as using a ROM cartridge. Under CP/M, each ROM is identified as a "disk drive." ROM 1 is seen as the B drive and ROM 2 as the C drive in the standard configuration, but they may be changed through the CP/M CONFIG program.


Access to the system bus is available through a connector on the back panel. It's through this bus that optional peripherals, such as the RAM disk, can be connected.

### The Display

The PX-8 uses a liquid-crystal display for video output. It displays 8 lines of 80 characters each in the text mode and has a resolution of 480 x 64 dots in the graphics mode. The hinged display tilts up for viewing to a variety of angles. For "fine tuning" the display, there is a "view angle" slide adjustment just below the screen.

The display dimensions are approximately 1 1/2" x 9". Alphanumeric characters stand about 1/8" high, which can make for some difficult viewing since characters are constructed with single rows of dots (the normal method). Other lap-size computers deal with the problem either by displaying larger characters or by using a more elaborate (and readable) character set. One other deficiency of the character set is that lower case characters such as p, j, g do not have true descenders.

An additional difficulty with the dis-



RAM disk attached to the PX-8.

play is that the retrace lines are visible under fluorescent lighting, although under incandescent lighting they are not.

To conserve power, the screen display automatically switches off if there has been no keyboard input for 10 minutes or for an interval, between 1 and 255 minutes, the user sets.

### The Keyboard


One of the most noticeable improvements of the PX-8 over the HX-20 is the feel of the keyboard. The keys are firm to the touch and excellent for typing. There are 63 alphanumeric and special keys. There is also a row of nine one-third size keys. Five of them are function keys, and four are designated STOP, ESC, PAUSE and HELP.

The standard keys are color coded—dark grey (alphanumerics), light gray (special keys), red (return), and orange (four separate cursor keys)—which en-



# Diskette Users...

When you've heard from all the animals in the diskette zoo, but you need fast delivery and high quality diskettes...



## Call Communications Electronics

Diskette order desk  
**800-USA-DISK**  
In Canada 800-CA1-DISK  
Choose your brand  
Choose your price



**Super Disk** diskettes for as low as  
**\$0.94 each**



**Wabash** diskettes for as low as  
**\$0.99 each**



**BASF** diskettes for as low as  
**\$1.44 each**



**3M** diskettes for as low as  
**\$1.44 each**

Product Description	Super Disk Part #	CE quant. 100 price per disk (\$)	Wabash Part #	CE quant. 100 price per disk (\$)	BASF Part #	CE quant. 100 price per disk (\$)	3M Part #	CE quant. 100 price per disk (\$)
8" SSSD IBM Compatible 128B/S, 26 Sector			F111-P	1.59			8SSD-P	1.94
8" SSSD Shugart Compatible, 32 Hard Sector			F31A-P	1.79				
8" SSDD IBM Compatible (128 B/S, 26 Sectors)			F131-P	1.89			8SSDD-P	2.39
8" DSDD Soft Sector (Unformatted)			F14A-P	2.09			8DSDD-P	2.89
8" DSDD Soft Sector (256 B/S, 26 Sectors)			F144-P	2.09				
8" DSDD Soft Sector (512 B/S, 15 Sectors)			F145-P	2.09				
8" DSDD Soft Sector (1024 B/S, 8 Sectors)			F147-P	2.09			8DSDD-1024-P	2.89
5 1/4" SSSD Soft Sector w/Hub Ring	6431-P	1.14	M11A-P	1.19				
5 1/4" SSSD Same as above but bulk product	6437-P	0.94	M11AB-P	0.99				
5 1/4" SSSD 10 Hard Sector w/Hub Ring			M41A-P	1.19				
5 1/4" SSDD Soft Sector w/Hub Ring	6481-P	1.29	M13A-P	1.34	54974-P	1.44	5SSDD-RH-P	1.64
5 1/4" SSDD Same as above, but bulk product	6487-P	1.09	M13AB-P	1.14			5SSDD-BL-P	1.44
5 1/4" SSDD Soft Sector Flippy (use both sides)			M18A-P	1.99				
5 1/4" SSDD 10 Hard Sector w/Hub Ring			M43A-P	1.34				
5 1/4" DSDD Soft Sector w/Hub Ring	6491-P	1.54	M14A-P	1.59	54980-P	1.79	5DSDD-RH-P	2.19
5 1/4" DSDD Same as above, but bulk product	6497-P	1.34	M14AB-P	1.39				
5 1/4" DSDD 10 Hard Sector w/Hub Ring			M44A-P	1.59				
5 1/4" DSDD 16 Hard Sector w/Hub Ring			M54A-P	1.59				
5 1/4" DSDD Soft Sector w/Hub Ring (96 TPI)	6501-P	2.44	M16A-P	2.49	54992-P	2.99	5DSDD-96RH-P	3.09
3 1/2" SSDD Soft Sector micro-floppy					54112-P	2.74	3SSMD-P	3.74

**For more information about this brand call:**

**Lifetime warranty**  
For more info on Super Disk call  
**800-USA-DISK**  
In Michigan 313-973-1111

**6 year warranty**  
For more info on Wabash call  
**800-323-9868**  
In Illinois 312-593-6363

**Lifetime warranty**  
For more info on BASF call  
**800-343-4600**  
In Massachusetts 617-271-4000

**Lifetime warranty**  
For more info on 3M call  
**800-328-9438**  
In Minnesota 612-736-9524

## CE...your best source for diskettes

For you the diskette buyer, it's a jungle out there. There are so many different brands to choose from, you need to go on a safari to find a good brand at a reasonable cost. Fortunately, CE has already hunted for the best diskettes and offers you an excellent choice at a CE price. To save you even more, CE also offers bulk product where 100 diskettes are packed in the same box without envelopes or labels. Since we save packaging costs, these savings are passed on to you. Diskette envelopes are also available from CE. These super strong and tear resistant Tyvek® envelopes are only \$15.00 per 100 pack. Use order # TE-5 for a 100 pack of 5 1/4" diskette envelopes.

## Quantity Discounts Available

Our diskettes are packed 10 disks to a carton and 5 or 10 cartons to a case. The economy bulk pack is packaged 100 disks to a case without envelopes or labels. Please order only in increments of 100 units for quantity 100 pricing. With the exception of bulk pack, we are also willing to accommodate your smaller orders. Quantities less than 100 units are available in increments of 10 units at a 20% surcharge above our 100 unit price. **Quantity discounts** are also available. Order 300 or more disks at the same time and deduct 1%; 500 or more saves you 2%; 1,000 or more saves 3%; 2,000 or more saves 4%; 5,000 or more saves 5%; 10,000 or more saves 6%; 50,000 or more saves 7%; 100,000 or more saves 8%; 500,000 or more saves 9% and 1,000,000 or more disks earns you a 10% discount off our super low quantity 100 price. Almost all our diskettes are immediately available from CE. Our efficient warehouse facilities are equipped to help us get you the quality product you need, when you need it. If you need further assistance to find the flexible diskette that's right for you, call the appropriate manufacturers compatibility hotline telephone number listed at the bottom of this ad. Dealer inquiries invited.

## Buy your diskettes from CE with confidence

To get the fastest delivery of your diskettes, phone your order directly to our order desk and charge it to your credit card. Written purchase orders are accepted from approved government agencies and most well rated firms at a 10% surcharge for net 10 billing. For maximum savings, your order should be prepaid. All sales are subject to availability, acceptance and verification. All sales are final. All prices are in U.S. dollars. Prices, terms and specifications are subject to change without notice. Out of stock items will be placed on backorder or substituted for equivalent product at no extra cost to you unless CE is instructed differently. A \$5.00 additional handling fee will be charged for all orders with a merchandise total under \$50.00. All shipments are F.O.B. CE warehouse in Ann Arbor, Michigan. COD terms are available, in U.S. UPS areas for \$5.00 extra, and are payable with cash or certified check.

For shipping charges add \$8.00 per 100 diskettes and/or any fraction of 100 8-inch diskettes, or \$6.00 per 100 diskettes and/or any fraction of 100 5 1/4-inch or 3 1/2-inch diskettes for U.P.S. ground shipping and handling in the continental U.S. UPS 2nd day air rates are three times continental U.S. rates. For Canada, Puerto Rico, Hawaii, Alaska, or APO/FPO delivery, shipping is three times the continental U.S. rate.

**Mail orders to:** Communications Electronics, Box 1045, Ann Arbor, Michigan 48106 U.S.A. If you have a Visa or Master Card, you may call and place a credit card order. Order toll-free in the U.S. Dial 800-USA-DISK. In Canada, order toll-free by calling 800-CA1-DISK. If you are outside the U.S. or in Michigan dial 313-973-8888. WUI telex anytime 671-0155. Order today.

Copyright © 1984 Communications Electronics Inc.

Ad #080284

Circle No. 19 on Free Information Card




## Computer Products Division

Box 1045 □ Ann Arbor, Michigan 48106-1045 U.S.A.  
Call toll-free 800-USA-DISK or outside U.S.A. 313-973-8888



**Verbatim diskettes** for as low as  
**\$1.59 each**



**Memorex diskettes** for as low as  
**\$1.59 each**



**Ultra diskettes** for as low as  
**\$1.59 each**



**TDK diskettes** for as low as  
**\$1.59 each**



**Fuji diskettes** for as low as  
**\$1.59 each**



**Dysan diskettes** for as low as  
**\$1.94 each**

Verbatim Part #	CE quant. 100 price per disk (\$)	Memorex Part #	CE quant. 100 price per disk (\$)	Ultra Part #	CE quant. 100 price per disk (\$)	TDK Part #	CE quant. 100 price per disk (\$)	Fuji Part #	CE quant. 100 price per disk (\$)	Dysan Part #	CE quant. 100 price per disk (\$)
_____	_____	3062-P	1.94	81726-P	1.94	FI-S-P	2.34	F01S-128M-P	1.94	800501-P	2.49
_____	_____	3015-P	1.94	_____	_____	_____	_____	_____	_____	_____	_____
_____	_____	3090-P	2.39	_____	_____	_____	_____	_____	_____	800605-P	2.69
_____	_____	3102-P	2.89	82701-P	2.89	F2D-S-P	2.89	F02D-P	2.89	800603-P	3.14
_____	_____	_____	_____	_____	_____	_____	_____	_____	_____	_____	_____
_____	_____	3104-P	2.89	82706-P	2.89	F2D-S1024-P	2.89	F02D-1024-P	2.89	800839-P	3.14
_____	_____	_____	_____	_____	_____	_____	_____	_____	_____	_____	_____
28820-P	1.59	3481-P	1.59	51401-P	1.59	M1D-S-P	1.59	M01D-P	1.59	801187-P	1.94
_____	_____	_____	_____	52402-P	1.99	_____	_____	_____	_____	_____	_____
28821-P	2.54	3491-P	2.19	52401-P	2.19	M2D-S-P	2.19	M02D-P	2.19	802060-P	2.64
_____	_____	_____	_____	_____	_____	_____	_____	_____	_____	_____	_____
28823-P	3.39	3501-P	2.99	52801-P	2.99	M2DX-S-P	2.99	M02D-96TPI-P	2.99	802067-P	3.99
_____	_____	6100-P	3.74	_____	_____	M1D-P	2.99	_____	_____	_____	_____

**Lifetime warranty**

For more info on Verbatim call

**800-538-8589**

In California 408-245-4400

**5 year warranty**

For more info on Memorex call

**800-448-1422**

Monday-Friday 9am-4pm ET

**Lifetime warranty**

For more info on Ultra call

**408-728-7777**

Monday-Friday 9 am-4 pm PT

**Lifetime warranty**

For more info on TDK call

**800-645-6571**

In New York 616-625-0100

**Lifetime warranty**

For more info on Fuji call

**800-223-6535**

In New York 212-736-3335

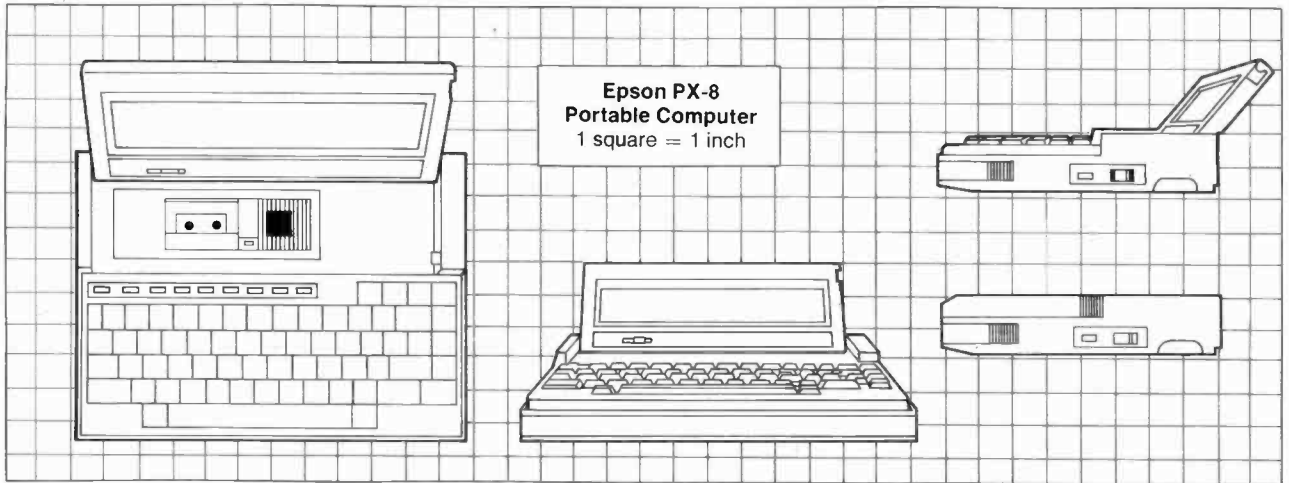
**Lifetime warranty**

For more info on Dysan call

**800-552-2211**

In California 408-970-8086





hances the aesthetic appeal of the computer. Key markings are in white.

There is a type-ahead buffer and most keys have an auto-repeat feature. The keyboard also has a number of other sophisticated features. For example, if you press NUM/GRAPH and an alphabetic key simultaneously, a graphic such as a miniature telephone or airplane is displayed on the screen. Also, pressing NUM/GRAPH and the shift key sets up a block of keys as a numeric keypad. Though there are just five function keys, pressing shift in conjunction with the keys gives you five more. You can program all "ten" function keys.

### Mass Storage

The primary storage device for the PX-8 is a built-in microcassette recorder. The tape it uses holds 10K-50K bytes of data per side (maximum number of files is 12). The recorder can be controlled manually or with software.

RAM disk storage is also available on the standard unit. You can set aside a portion of memory for data and programs as large as 24K.

For users who need more storage, Epson manufactures a 3½" disk drive and 60K and 120K RAM disks. The disk drive plugs into the serial port at the back of the unit and provides its own serial port for a printer or second drive. Thus, the peripherals are connected in "daisy chain" fashion to the computer. The drive, which is battery operated, was designed by Epson to be compatible with 3½" Sony (or similar) micro-floppies. It uses double-sided, double-density disks that have a capacity of 360K bytes. Dimensions of the drive are 4.7" W x 8.4" D x 2.3" H; weight is 3.3 lb.

The RAM disk attaches directly to the underside of the computer and tilts it about 15 degrees. It has a write-protect switch that's used to disable the write

function, if desired. (In other words, you may read from the disk but not write to it.) In addition to the 60K and 120K RAM disks, Epson also sells a Multiunit for \$360, which combines a 60K RAM disk and direct-connect modem. (As separate products, the 60K RAM disk costs \$329, while the direct-connect modem costs \$180.)

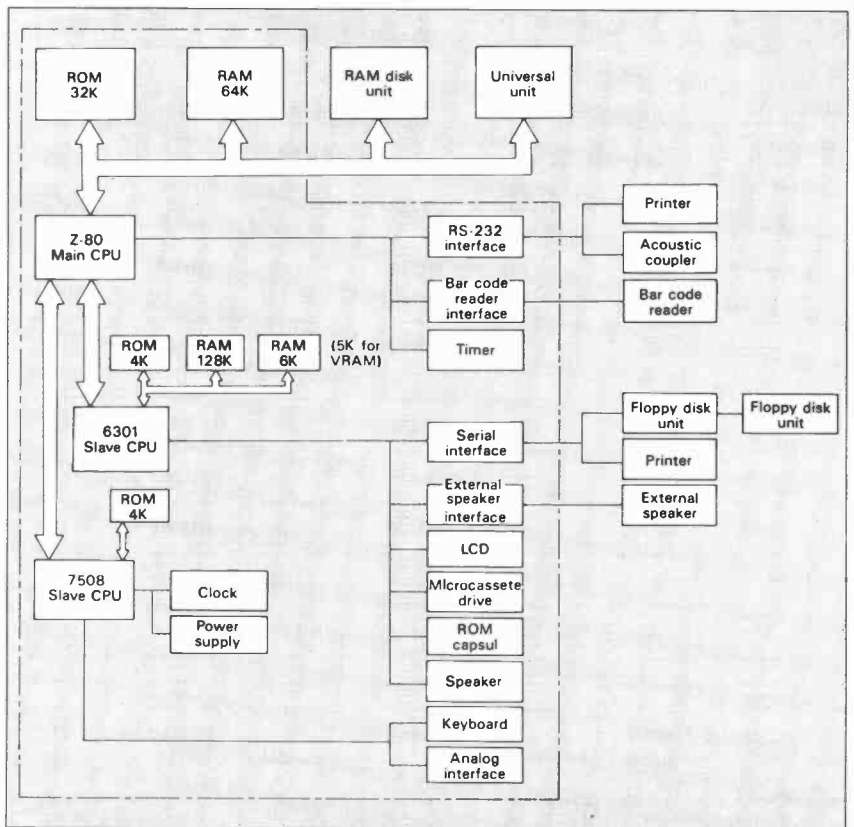
### Operating System and Language

The PX-8 uses an extended version of

the CP/M 2.2 operating system, which exists in a ROM capsule. The menu screen shown in Fig. 1 appears upon startup. As you can see from the figure, the CP/M ROM is designated as the C drive. You can access the files shown simply by moving the cursor to the name and pressing return. Or, a more traditional option lets users modify the system through the System Display program so that the prompt C> is

*(Continued on page 92)*

**Block diagram of the system configuration of the PX-8.**



# ELECTRONICS BOOK CLUB

The Best Source for Hobbyists and Professionals  
for Over 18 Years!

Time- and Money-Saving Advice . . .  
Practical Troubleshooting & Repair Tips . . .  
State-of-the-art Technology . . . Hundreds  
of Projects . . . Plus, Exceptional Savings

## Select 5 Books for Only \$2<sup>95</sup>

Values to  
\$115.75




1536  
List \$14.95



1665  
List \$21.95



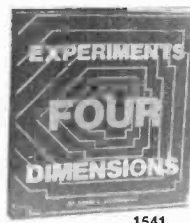
1160  
List \$14.95



1531  
List \$17.95



800  
List \$18.95 (paper)




1541  
List \$24.95



1557  
List \$14.95




1497  
List \$15.95



1539  
List \$19.95



1532  
List \$10.95 (paper)



1507  
List \$15.95



1337  
List \$10.95



1195  
List \$13.95



1671  
List \$21.95




1199  
List \$19.95



1537  
List \$16.95



1682  
List \$14.95



1585  
List \$21.95



1211  
List \$16.95



1632  
List \$16.95



1306  
List \$9.95 (paper)



1553  
List \$15.95

**FREE** guide to  
mail order sources  
for electronic parts  
and components  
A \$6.95  
Value!



## FREE When You Join Now

### very good reasons to join the Electronics Book Club

**Big Savings.** Save 20% to 75% on books sure to increase your electronics know-how

**No-Risk Guarantee.** All books returnable within 10 days without obligation

**Club News Bulletins.** All about current selections—mains, rates, extras—plus bonus offers. Comes 13 times a year with hundreds of up-to-the-minute titles you can pick from

**Automatic Order.** Do nothing, and the Main selection will shipped automatically! But . . . if you want an Alternate selection—or no books at all—we'll follow the instructions you give on the reply form provided with every News Bulletin

**Bonus Books.** Immediately get a Dividend Certificate with every book purchased and qualify for big discounts of 60% to

**Extra Bonuses.** Take advantage of added-value promotions, plus special discounts on software, games, and more exceptional quality. All books are first-rate publisher's editions selected by our Editorial Board and filled with useful, up-to-the-minute information

September 1984

## ELECTRONICS BOOK CLUB

P.O. Box 10  
Blue Ridge Summit, PA 17214

Please accept my membership in the Electronics Book Club and send the 5 volumes circled below, plus, my FREE copy of *The Electronics Buyer's Guide*, billing me \$2.95 plus shipping and handling charges. If not satisfied, I may return the books within ten days without obligation and have my membership canceled. I agree to purchase 3 or more books at reduced Club prices (plus shipping/handling) during the next 12 months, and may resign any time thereafter.

800 1160 1195 1199 1211 1218 1306 1337 1409  
1419 1474 1497 1507 1531 1532 1536 1537 1539 1541  
1553 1557 1585 1604 1632 1650 1665 1671 1682

Name \_\_\_\_\_ Phone \_\_\_\_\_

Address \_\_\_\_\_

City \_\_\_\_\_

State \_\_\_\_\_ Zip \_\_\_\_\_

Valid for new members only. Foreign applicants will receive special ordering instructions. Canada must remit in U.S. currency. This order subject to acceptance by the Electronics Book Club.

CE-984

Circle No. 39 on Free Information Card

41





# STEARNS DESKTOP COMPUTER

*A fast 8086-based MS-DOS machine offering special function keys, other advanced features*

**BY BILL BARRETT**

**S**OME computer manufacturers forego technical improvements for compatibility; others stress technical superiority over compatibility. In either case a buyer should know the tradeoffs. In its computers, Stearns emphasizes technical developments, such as special function keys, for more flexibility and ease of operation.

While Stearns does sell a computer with two 5¼" floppy drives, 128K RAM (expandable to 896K), and a 12" black and white monitor for a suggested retail price of \$2995, we tested the XT version. A more elaborate configuration, it has 384K RAM, a 10 Mb hard disk, and a double-sided 5¼" floppy drive. Comparable to the IBM PC-XT, it sells

for \$6195. (No applications software or languages are included in the price.)

Stearns offers some rare options, for example, a monochrome monitor with an eggshell phosphor and a monitor for word processing that can display 54 80-character lines (similar to a standard sheet of paper).

Other hardware available from Stearns includes an external hard disk drive that can add 10 or 20 Mb of disk storage and a streaming tape backup unit capable of archiving a 20-Mb disk in less than 10 minutes.

Stearns has also aimed for ease of operation with its software products. The unit we tested included such popular packages as Lotus 1-2-3 and Wordstar enhanced with up to 40 "soft" function key commands. The result is a significant reduction in the time it takes to learn and use these programs.

## The Stearns Look

The Stearns XT comes in the usual three pieces: keyboard, monitor and main processing unit. The processor cabinet measures 5½" by 15½" by 22", about 3" wider than the IBM PC. Owing to its sleekness, however, the Stearns unit looks smaller than the IBM. On the front panel are half-height disk drives. On the rear apron are connectors for a video monitor and two serial ports and the exit port for forced air circulation.

## The Innards

Under the hood of the main process-

ing unit is an 8-MHz 8086 CPU. Not only does the 8086 have a clock speed faster than the 4.7 MHz of the IBM PC's 8088; it also is a true 16-bit unit. A socket is available for an 8087 math coprocessor.

The Stearns unit is powered by an air-cooled switching power supply similar in size but larger in capacity than other computers in its class. A Shugart SA455 floppy and Miniscribe hard disk handle the mass storage chores. The floppy drive is dual-sided, with 320K of formatted storage per side. Both disk drives perform well, except that the spindle motor of the hard drive is noisy.

The bus structure of the Stearns uses 96-pin sockets. Since IBM PCs have 62-pin sockets, Stearns users will not be able to use plug-in boards designed for the IBM units. Six slots are available on the motherboard to enhance the unit's performance. Five are for Stearns-type boards, two of which are used in the standard configuration for the disk controller and the monitor display adapter. (In the version we tested, two more are used for 256K memory and a parallel port.) Stearns has combined several functions on the two standard boards to ease the requirements for extra slots. The disk controller card handles both floppy and hard disk operations and the display card has outputs for both the monochrome monitor and a serial printer. A sixth slot, similar to an IBM bus socket, is designed to accept IBM PC boards, but by the time of this writing,

Stearns could not cite any cards that would function in the slot.

Other standard features include an RS-232 serial port and a battery-backed clock. Like many other computers, the Stearns does not name the connectors, which could be frustrating to users.

### Keyboard

The Stearns keyboard, manufactured by Microswitch, is full-sized, with 94 full-travel keys. It can be tilted into two different positions. CAPS LOCK, PROG, NUM LOCK and s1-s4 keys have LEDs to indicate when they are in use. The keyboard is somewhat less noisy than the IBM PC's and requires a rather light touch.

The main keyboard area has the standard *qwerty* typewriter configuration. Dedicated keys include several that are unique to the Stearns unit. The STOP-SCN key can halt scrolling of a list on the screen; the PROG key instantly assigns to any key a character string that can be recalled by pressing the key and the assigned single key. The assignments are lost on power off, however. The PRINT key allows the screen contents to be dumped to the printer; the FUNCT key changes the mapping of each of the function keys (F<sub>1</sub>-F<sub>10</sub>) to one of four possible values. The new values are displayed on line 26 of the screen so that the operator does not have to memorize the 40 possible function-key operations. These "soft" keys are one of the Stearn's strong points.

A numeric keyboard provides the familiar arithmetic functions along with S<sub>1</sub>-S<sub>4</sub>, which the manual states are to be used with Concurrent CP/M.

### Video Display

The unit we tested came with the standard black and white 12" monitor whose rated resolution is 720 horizontal by 364 vertical pixels. Character definition is

very good even out on the edges of the screen. Even though color-phosphor monochrome screens are currently fashionable, this one was very satisfactory, even for extended periods of time.

A feature unique to the Stearns is a display format on line 26 that shows the current value of the soft-function keys. Although the feature takes a little getting used to, it can save a lot of time in the long run.

Stearns also offers 12" monochrome monitors with amber, green, or eggshell phosphor screens (for an additional cost of \$39) and a 15" monitor. The latter displays 54 lines of text and two more lines for status and soft functions, has a plug-in board, and sells for \$1300. The monochrome display card that comes standard with the unit differs from the IBM PC's in that it supports graphics. A color card is also available.

### Software

Stearns markets a variety of software items tailored to their hardware. We sampled operating systems and word processing, database manager, spreadsheet, and communications applications.

The operating system supplied with the Stearns is IBM DOS 2.10 in the familiar IBM package. ST-DOS and Concurrent CP/M are available options.

Two word processors are available from Stearns: the popular WordStar by MicroPro and WordPerfect by Satellite Software. The database manager is Ashton-Tate's dBase II. (*Everyman's Database Primer* by Robert A. Byers comes with the Stearns unit to help the user get started.) Also available is MicroSoft's Multiplan electronic worksheet, to handle the "what-if" questions.

An asynchronous control program (ACP) enables a user with a modem to communicate with other computers and information networks. Stearns includes elaborate documentation to help explain communications jargon. The Hayes Smartmodem hardware is supported by this software.

Such software packages as WordStar can be purchased off the shelf and run on the Stearns. Enhanced programs sold by Stearns, however, include such niceties as the soft-key functions.

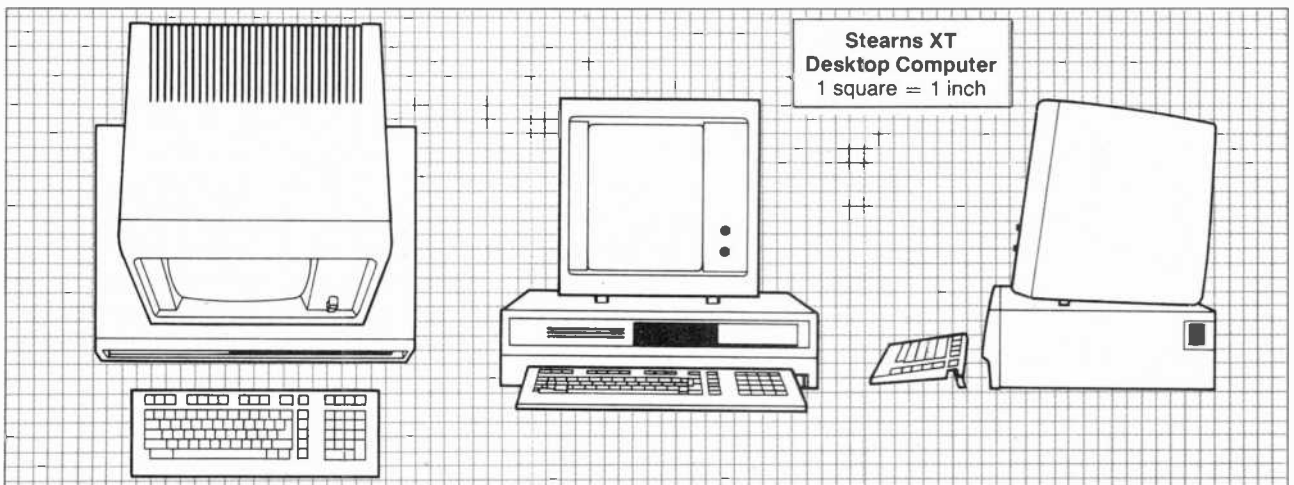
### Compatibility

Since the Stearns is not hardware compatible with the IBM PC, you can expect some problems using software that talks to the hardware directly, such as disk utility programs, games, and windowing facilities.

The use of different controller chips for the CRT and the disk drives leads to some trouble. The "acid test" programs take over the machine at the BIOS level or even, in some cases, at the actual chip level, which causes problems for compatibles that don't use the same BIOS interface or IC complement. A windowing facility that runs on the IBM monochrome adapter would not operate on the Stearns.

(Continued on page 114)

Overview	
<b>Product:</b>	Stearns Computer
<b>Manufacturer:</b>	Stearns Computer Systems 10901 Bren Rd. E. Box 9384 Minneapolis, MN 55440
<b>Suggested Retail Price:</b>	\$6195
<b>Dimensions:</b>	22" W × 15½" D × 5½" H
<b>Operating Systems:</b>	Stearns DOS, MS-DOS 2.0
<b>Other Features:</b>	8086 CPU, 384K RAM, 10 Mb hard disk, 5¼" double-sided floppy drive





# Introducing the new United they stand.



Programs in IBM's Assistant Series are like actors in a play. Alone, each gives an outstanding performance. Together, they've been directed to act well as a troupe. (In the software world, this interaction is called "integration.")

Just as actors can easily perform on different stages, these programs can easily work on different IBM personal computers — from PCjr to larger systems like PC/XT.

## *How integrated software works.*


Want to get your facts and figures in order? Start with IBM Filing Assistant. Then, to print the facts in tabular form, add IBM Reporting Assistant. To write about what you've been working on (and make sure the spelling's accurate), use IBM Writing Assistant — the word processing program. Want to put a chart in the middle of your text? Use IBM Graphing Assistant. It takes data directly from IBM Filing Assistant to turn numbers into pictures. When it's time to think ahead with schedules and forecasts — get IBM Planning Assistant,\* the spreadsheet program. The finishing touch? IBM Assistant Solutions. They

Little Tramp character licensed by Bubbles Inc., s.a.

\* Available early next year.

\*\* Prices apply at IBM Product Centers

# *IBM Assistant Series. Divided they stand.*



make using IBM Filing Assistant even easier. To help you with record keeping, several predefined, often-used forms are included in each Solutions package.

## *Learn one, learn them all.*

IBM's Assistant Series works hard for you. But the programs aren't hard to work. Many of the menus, commands and function keys are the same. So once you've learned one program, you're well on your way to mastering the rest.

They're not hard to buy, either. Pick *what* you want *when* you want. Each program is less than \$150.\*\*

## *There's a demo in store.*

We've shown you how affordable the new IBM Assistant Series is. But we can't show you how easy. Your dealer can. Simply ask for a demonstration. For the authorized IBM Personal Computer dealer or IBM Product Center near you, call 800-447-4700. In Alaska or Hawaii, 800-447-0890.



**Personal Computer Software**

Circle No. 41 on Free Information Card



# ATARI'S TOUCH TABLET AND CHALK BOARD'S POWERPAD

*Two input devices with just the right touch*

BY CHARLES RUBENSTEIN

Most microcomputers are controlled by keyboards, but joysticks, paddles, light pens and touch-sensitive tablets are rapidly becoming important ancillary input devices. We tested two examples of the latter: the Atari Touch Tablet and Chalk Board, Inc.'s PowerPad. The Atari tablet (suggested retail price \$89.95) is for the Atari family of microcomputers and includes a 16K ROM cartridge software package called AtariArtist. The PowerPad is compatible with the Atari series, the Apple II series, the IBM PC and PCjr, and the Commodore 64 and VIC 20. The PowerPad comes with an interface cable for the particular computer you are using and for some models includes drawing software. (We reviewed the Apple II Plus compatible PowerPad, which retails for \$149.95.)

## The Atari Touch Tablet

The Atari Touch Tablet, at nearly 1 lb, is very similar to the Koalapad, which we reviewed in September 1983. With dimensions of  $9\frac{3}{8}'' \times 7\frac{1}{16}'' \times 1\frac{3}{8}''$ , however, the Atari tablet is 50 percent bigger than the Koalapad and its recessed active pad surface ( $5\frac{15}{16}'' \times 4\frac{9}{16}''$ ) is 70 percent larger. Both units have pairs of push buttons, one on either side above the active area, which function much like the fire buttons on a joystick.

The active area on the Atari consists of two plastic sheets coated with resistive film. They are separated by an array of over 1200 non-conductive bumps, each 0.2" to 0.25" from its neighbor. The electronics of the unit translates a "short" between the resistive layers on the pad surface into a resistive x-y coordinate output (similar to the operation of a joystick). The active area is protected by a plastic sheet that can be lifted up to allow drawings, etc., to be inserted under-

neath for copying or tracing onto the screen.

With the Atari tablet, you can use a triangular stylus in addition to your finger, a pencil, etc. The stylus, which plugs into the rear of the unit, contains a convenient push-button switch that allows you to operate the pad with one hand. Using it gives more the feeling of writing or drawing and is more accurate than finger pointing. The stylus is slimmer than any finger and pinpoints its location better than an "averaged" location for a finger.



## Software

The software that comes with the Atari Touch Tablet is Island Graphics' Micro Illustrator. It is a drawing program that uses a graphics menu for creating color pictures on the screen. The program is extremely easy to use, allows for either keyboard or stylus selection of menu elements, and either cassette tape

or DOS 2 diskette (DOS 3 is not yet supported) storage/recall of pictures.

## The Chalk Board PowerPad

The Chalk Board PowerPad is a much larger touch tablet than the Atari model. Its dimensions are  $20'' \times 17'' \times 1.5''$  and its weight is  $4\frac{1}{2}$  lb. The recessed active area is  $12'' \times 12''$ . Built into the left side of the pad is a handle. However, the unit cannot be used while hanging from the handle; it is only convenient for right-handed use. The active area of the PowerPad is over six times the size of the Atari tablet area. Unlike the Atari tablet, or the Koalapad, the PowerPad does not have push buttons for hardware switching. Instead, you can define any area of the tablet under software control as a "command button." Location of command buttons is guided by a plastic overlay that accompanies each software package. For example, in the PowerPad version of the Micro Illustrator pro-



The powerPad uses two plastic grid sheets to form 100 switches per square inch or 14,400 switches per pad.

gram, five software defined (overlay) areas of the pad's top edge are used instead of switches for pen and menu control. Although much larger than its sister pads, the PowerPad is comfortable used on desk (or knee) and has non-slip feet.

### PowerPad Electronics

Unlike the analog (resistive film) Atari or Koala tablets, the PowerPad uses crossbar switches to achieve 100 discrete digitally defined positions per square inch. The membrane switch "sandwich" has a top layer of protective plastic and foil shield. Underneath is a plastic sheet that has a y-axis grid of 10 conductive 0.05" lines per inch with non-conductive bumps between each line. Beneath is another plastic sheet with an x-axis grid. Together the grids form 100 switches per square inch or about 14,400 crossbar switches per pad.

Inside the case are 36 CMOS 4051 single 8-channel (bidirectional transmission gate) multiplexers, which function as a hardware scanning circuit. This circuit translates "shorts" between x and y crossbars into unique 16-bit numbers. A maximum of 20 complete scans is done each second, one column at a time from the top right-hand corner to the bottom left-hand corner. If you place an object on the pad, all covered switch closures are reported to the computer and the scan may be slowed as the pad waits for the computer to receive a 16-bit serial stream of coordinate data from each closure site. As noted earlier, the active area is protected by a removable plastic sheet that is customized to each software program.

### Software

As with the Atari tablet, a version of



**Atari's resistive pad connects to an interface board.**

the Micro Illustrator software package comes with the PowerPad. The software is available on disk for the Apple II series of computers.

Several other software packages are available, a few of which we looked at. One of them, the PowerPad Programming Kit, is an advanced graphics package complete with test programs. It covers the software techniques you need to write your own programs using the PowerPad. You can create your own pad-handling routines and establish your own command buttons. As noted, command buttons function like the push buttons on the other pads, but tens of buttons are available rather than two. The buttons can be used as simple on/off switches or to call subroutines, and they can be defined within BASIC and/or machine language programs.

Bear Jam is a program that uses 25 command buttons. It is a children's game that encourages parents to work with their preschoolers to recognize and compare six basic shapes and six colors. Once the child outgrows the simple games, a provision allows the parent or child to create new games.

LogiMaster is a game with a 34-command-button overlay that allows you to play several variations of the popular Mastermind game. It even lets you create your own version of the game.

Finally, Leo's Links is a golf game controlled with 35 command buttons. You play on predefined courses until you're ready to create your own course. This is a golf simulation that requires the player to understand the basic physics of golf.

Each program package consists of a manual, a software program on cartridge/disk, and a plastic overlay showing the predefined command buttons. PowerPad software packages range in price from \$29.95 to \$49.95.

### Comments and Conclusions

The Atari and PowerPad touch tablets give users the same general ability—to skip the keyboard and enter information into the computer by moving a finger or a stylus over the touch-sensitive surface. Each has certain advantages. The PowerPad has several software packages available for it, and it can sense many pressure points simultaneously. The Atari tablet is much easier to handle.

The big question, however, is whether or not you would derive a continuing benefit from either of these items. You would require a strong need for drawing software to really benefit from either. The software programs that Chalk Board offers (other than Micro Illustrator) do not seem worth an investment of \$150-\$200 (including hardware). And Micro Illustrator itself has a narrow focus, whose novelty could wear off quickly.

To sum up, both products function well and are worth the price—to those who need them. ◇

	<table border="1"> <thead> <tr> <th colspan="2">Specifications</th> </tr> </thead> <tbody> <tr> <td><b>Product:</b></td> <td>PowerPad</td> </tr> <tr> <td><b>Manufacturer:</b></td> <td>Chalk Board, Inc. 3772 Pleasantdale Rd. Atlanta, GA</td> </tr> <tr> <td><b>Dimensions:</b></td> <td>20"W × 17"D × 1.5"H</td> </tr> <tr> <td><b>Weight:</b></td> <td>4½ lb</td> </tr> <tr> <td><b>Suggested Retail Price:</b></td> <td>\$149.95 (for the Apple II series)</td> </tr> <tr> <td><b>Features:</b></td> <td>Micro Illustrator software</td> </tr> <tr> <td><b>Product:</b></td> <td>Atari Touch Tablet</td> </tr> <tr> <td><b>Manufacturer:</b></td> <td>Atari, Inc. 1265 Borregas Ave. Sunnyvale, CA 94086</td> </tr> <tr> <td><b>Dimensions:</b></td> <td>9¾" × 7⅛" × 1⅜"</td> </tr> <tr> <td><b>Weight:</b></td> <td>1 lb</td> </tr> <tr> <td><b>Suggested Retail Price:</b></td> <td>\$89.95</td> </tr> <tr> <td><b>Features:</b></td> <td>AtariArtist ROM cartridge</td> </tr> </tbody> </table>	Specifications		<b>Product:</b>	PowerPad	<b>Manufacturer:</b>	Chalk Board, Inc. 3772 Pleasantdale Rd. Atlanta, GA	<b>Dimensions:</b>	20"W × 17"D × 1.5"H	<b>Weight:</b>	4½ lb	<b>Suggested Retail Price:</b>	\$149.95 (for the Apple II series)	<b>Features:</b>	Micro Illustrator software	<b>Product:</b>	Atari Touch Tablet	<b>Manufacturer:</b>	Atari, Inc. 1265 Borregas Ave. Sunnyvale, CA 94086	<b>Dimensions:</b>	9¾" × 7⅛" × 1⅜"	<b>Weight:</b>	1 lb	<b>Suggested Retail Price:</b>	\$89.95	<b>Features:</b>	AtariArtist ROM cartridge
Specifications																											
<b>Product:</b>	PowerPad																										
<b>Manufacturer:</b>	Chalk Board, Inc. 3772 Pleasantdale Rd. Atlanta, GA																										
<b>Dimensions:</b>	20"W × 17"D × 1.5"H																										
<b>Weight:</b>	4½ lb																										
<b>Suggested Retail Price:</b>	\$149.95 (for the Apple II series)																										
<b>Features:</b>	Micro Illustrator software																										
<b>Product:</b>	Atari Touch Tablet																										
<b>Manufacturer:</b>	Atari, Inc. 1265 Borregas Ave. Sunnyvale, CA 94086																										
<b>Dimensions:</b>	9¾" × 7⅛" × 1⅜"																										
<b>Weight:</b>	1 lb																										
<b>Suggested Retail Price:</b>	\$89.95																										
<b>Features:</b>	AtariArtist ROM cartridge																										



# SOFTWARE REVIEWS


## SYMPHONY

Powerful new integrated software from Lotus Development Corp., the makers of 1-2-3

BY LEE D. ZIMSKIND

A long-awaited integrated software package has arrived from Lotus Development Corporation. The makers of 1-2-3 have released Symphony. Rumors that Lotus was developing a package to integrate word processing with their existing product circulated for months before the formal announcement. When they finally unveiled the package, it sounded too good to be true: Not only would Symphony integrate word processing, spreadsheet and graphics capabilities, but it would also include communications and database facilities. So with some enthusiasm I began to review Symphony.

I was disappointed to find that I would not be able to run Symphony on the 256K machine that I had been using to test other software. The minimum requirement for Symphony—320K bytes of RAM—gave me a good excuse to purchase the extra memory and the clock that I had been wanting. Symphony also requires a graphics monitor if you want to produce graphics on your screen—it



is not possible to use the graphics capabilities on a standard IBM monochrome monitor with monochrome adapter.

Installing Symphony is time-consuming. First of all, you must make back-up copies of all the diskettes in the package—six of them. Then you create a Driver Set, which provides Symphony with the specifics about the hardware you are using—type of monitor, printer, modem. In theory, you can create as many drivers as you want, but my program diskette only had room for two. Each driver is given a name by the user, with "Lotus" the default. The documentation is very thorough, and since the process of creating drivers is completely menu-driven, the documentation is almost superfluous. For example, when selecting a printer, you are presented with a list of 31 items to choose from.

### Implementation

The basis of Symphony is a single large worksheet composed of cells organized into rows and columns—a maximum of 8192 rows and 256 columns, subject to memory limitations. You address the cells by row number (from 1 to 8192) and column label (A,B,...,Z, AA,AB,...,IV); for example, the address of the cell in the 55th column and 15th row is BC15. Although you only address the cells in this manner when you are in the spreadsheet mode, Symphony always organizes the data this way.

At any time only one worksheet is available in the memory of the computer. You can organize this worksheet into different areas in order to use the various

types of applications in Symphony; for example, you may want to write a memo using word processing with a spreadsheet in the middle. Or, to be even more sophisticated, you may want to capture information from a remote computer system within the body of a memo.

Symphony uses windows to give the user a method of organizing the worksheet. Windows are defined as rectangles within the worksheet through which you can view a portion of the data. You may define as many windows as desired. You can use them to show different parts of the worksheet or overlap them to show different views of the same part of the worksheet. You must be careful when using overlapping windows because changes to a cell in one window may affect the value in the other windows. The size of a window and its position on the screen are user-controlled: You can have a spreadsheet and an associated graph on the screen concurrently and see dynamically the results of "what-if" questions. For purposes of writing this review I created a window with an outline which I was able to consult while I wrote the text.

Symphony uses different kinds of windows for each of its applications—spreadsheet, word processing, graphics, communications and forms. The window type determines the appearance of the window and the commands that are available. Some of the function keys are used consistently regardless of application (F1, F6, F9, F10). Others, dependent on the window type (F2, F3, F4), make things a bit difficult for the beginner but

### Overview

**Product:** Symphony  
**Publisher:** Lotus Development Corporation  
161 First St.  
Cambridge, MA 02142  
**Price:** \$695 (\$200 to registered owners of 1-2-3)  
**Computers:** IBM PC or PC-XT, Compaq  
**Hardware Requirements:** 320K RAM, two 320K floppy drive disks or one 320K floppy drive and a hard drive  
**Operating Systems:** PC-DOS 2.0 or 2.1, MS-DOS 2.0 or 2.1  
**Features:** Integrated system, word processing, data base management, graphics, and communications capabilities



**IT'S A SMALL MIRACLE HOW HEWLETT-PACKARD  
PUT 656K OF MEMORY, LOTUS 1-2-3, WORD  
PROCESSING, A TELECOMMUNICATIONS MODEM  
AND COMPLETE IBM CONNECTABILITY INTO**



## **THE PORTABLE.**

For years business people had to choose between the power of a desktop computer and the limited capabilities of the first portables. That problem was solved when Hewlett-Packard introduced The Portable.

The Portable is designed with more total memory than most leading desktop personal computers...656K in fact. That includes 272K of user memory. So, The Portable's built-in business software can work with enormous amounts of data.

1-2-3™ from Lotus,™ America's most popular spreadsheet, file management and business graphics program, is permanently built into The Portable. So is Hewlett-Packard's word processing program, MemoMaker. Just press the key and you're ready to work.

The Portable even has a built-in modem and easy-to-use telecommunications software to send

or receive data using a standard telephone jack.

If you use a Hewlett-Packard Touchscreen PC, IBM® PC, XT or an IBM compatible you'll be glad to know that your desktop and The Portable can talk to each other with the simple addition of the Hewlett-Packard Portable-Desktop Link.

The Portable's rechargeable battery gives you 16 hours of continuous usage on every charge.

Finally, you can work comfortably on a full size keyboard and an easy-to-read 16-line by 80-column screen. And it all folds shut to turn The Portable into a simple nine-pound box.

The Portable. A small miracle...perhaps. But then consider where it came from.

See The Portable and the entire family of personal computers, software and peripherals at your authorized Hewlett-Packard dealer. Call (800) FOR-HPPC for the dealer nearest you.

Setting You Free





# Symphony

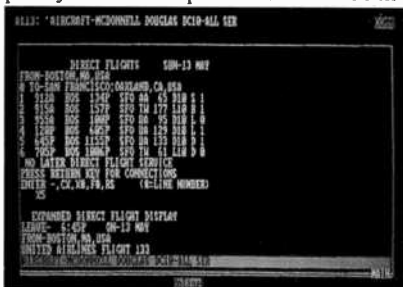
are easy to remember with practice. In addition, a function key template is available.

The method of invoking commands is consistent across all applications. Regardless of the type of window currently in use, pressing the F9 key displays a list of "services" or functions: Window, File, Print, Configuration, etc. The F10 key displays a menu of alternatives that depend on the type of window currently in use; for example, the word processing menu includes Search, Replace, Justify, and Format, while the communications menu includes such functions as Phone, Log-in, and File-Transfer. You invoke a command by moving the cursor to the desired selection and pressing return. As each command is highlighted by the cursor, additional information about the selection is displayed in a text line above the options. Alternatively, you can select functions by typing the first letter of the choice. You can cancel selections by pressing the ESC key. Selecting a command may result in the display of a new menu of options. The names of the commands are reasonably self-explanatory and the description in the text line is usually sufficient, but more details are available through a Help facility that is easy to use.

Although the documentation available at the time of writing this review was preliminary, it appears extensive and clearly written. The package comes with a tutorial, but, like the various reference cards and templates, it was not completely implemented in time for this review.

Six diskettes are included in the package, but after you have loaded Symphony into the computer and placed the Help and Tutorial diskette in the drive, the only function that requires you to change diskettes is printing a graph. However, beginning a session, whether with a hard disk or a two-diskette system, is more cumbersome than with some other packages.

The feature that differentiates Symphony from other products is its true in-



**A communications session—airline reservations on CompuServe**

tegration. Because a window type is not permanently assigned, it can be changed with one key stroke. Thus you can easily integrate information of different types—word processing, spreadsheet, graphs, forms—within one working document.

I particularly liked the use of color. It made the screen easier to read and was easier on the eyes than is only black and white on a color monitor.

## Word Processing

When you select Document as the window type, the default format line is displayed at the top of the screen. You have complete control over the settings for the format line (left and right margins; tab interval; left or even justification) through the Configuration Service. The window is available immediately for entering text. The default mode for word processing is Insert mode, with the INS key used as a toggle to switch to

Revenue vs. Profit (Loss)		Actual					Projected				
(in \$ thousands)		1981	1982	1983	1984	1985	1981	1982	1983	1984	1985
Revenue		5612	61,200	61,630	61,925	62,283					
Expenses											
Salaries		180	222	251	294	344					
Admin.		24	28	34	41	49					
Materials		46	55	66	79	95					
Other		50	60	72	87	104					
Total Expenses		371	1,108	1,019	1,706	2,092					
Profit (Loss)		540	100	1129	1127	1127					
Inflation:											

**The Symphony spreadsheet is 8192 rows by 256 columns**

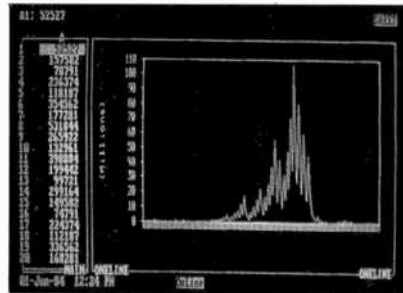
Overstrike mode. Word wrap is also assumed in the default settings.

Cursor control is good. You can move around the document by character, word, line or phrase. It is easy to move to the beginning or end of a line, paragraph, page or document. There is even a Speed Search for finding the next occurrence of a single character. With one key stroke you can, in addition, ask where you are on the printed document.

Most of the usual facilities are available: copy, move and erase blocks of data; search and search-and-replace for strings of data. You can specify automatic justification after execution of the block and string commands. Unfortunately, after basic character insertion or deletion you must invoke a format command to adjust the text.

Unlike many other packages, Symphony treats underlining and boldfacing as special printer functions similar to italicizing, superscripting and subscripting. As a result, it takes several keystrokes to use these features, and they do not appear on the screen as they

## Symphony can display data and graph it simultaneously



will in the printed material. Lotus also supplies a set of international characters for use with appropriate printers.

Symphony supports multiple formats within the same document. You are able to insert format lines at any point. You can name them and invoke them easily by name. Using the multiple format feature, you can also obtain different kinds of indentation within a document, including hanging indents. Although there is no decimal tab, it is not a major shortcoming because of the ease with which you can incorporate spreadsheets into word processing documents. It is even possible to mix word processing and spreadsheet entries on the same line of a document, although it is easier if they occupy different lines.


## Spreadsheet

As one would expect of a product from Lotus Development Corporation, the spreadsheet capabilities of Symphony are extensive. Space does not permit a detailed comparison with 1-2-3. However, users of 1-2-3 will have some learning to do since the method of invoking commands is not the same: The Slash commands of 1-2-3 have been replaced with the F10 commands in Symphony.

A "sheet" window contains a border with row numbers and column labels. The default setting for column width is 9 spaces, but the width of a column may be easily reset. All of the standard features of spreadsheets—moving, copying and erasing cells or ranges of cells—exist in Symphony. Also included are all the usual formatting capabilities for text and numeric cells. Specifying cell calculations is easy, and the usual mathematical and business predefined functions exist. In addition, new functions have been added for string manipulation and statistical calculations.

Since Lotus 1-2-3 is well known and considered almost as the standard of spreadsheet programs, I will not dwell on the spreadsheet capabilities of Symphony except to say that it contains all of

(Continued on page 111)



# Number One Warranty.

Epson® printers last longer. So we back them longer.

Every Epson printer sold in the U.S. is backed for one full year on parts and labor. That's four times longer than the "average" printer warranty.

That's also why we call it the Number One Warranty.

**Taking care of No. 1.**

Epson makes the best-selling printers for personal computers in the world. Part of the reason is a reliability rate approaching 100%, and still climbing.

And in the unlikely event that

you ever do need service, it is comforting to know that there are more than a thousand Epson Service Centers from coast to coast.

It's also comforting to know that the most you can pay for in the first year are ribbons and paper.

**Why are we so generous?**

Every single Epson component must meet rigid quality control standards before assembly. And every finished printer is extensively tested before it leaves the factory.

So frankly, we don't anticipate you'll have any trouble.

**A logical conclusion.**

If you want a printer that works and keeps on working, year after year after year, you want an Epson.

**Number one. And built like it.**

**EPSON**  
EPSON AMERICA, INC.

2780 Lomita Boulevard, Torrance, CA 90505 • Call (800) 421-5426 for the Epson dealer in your area. In California call (213) 539-9140.


EPSON is a registered trademark of Epson Corporation.



# NUTSHELL

Easy-to-use information management for 16-bit computers

BY TERRY EDWARDS



SOME of us don't need really high-powered databases. We just need to be able to set up simple data entry forms and put in and pull out the data. Of late, several such databases have appeared, among them Ashton-Tate's Friday! and Software Publishing's PFS File. Another recent entry is Leading Edge's Nutshell Information Manager.

Nutshell, which is intended for IBM PCs and "100% compatibles" (such as Leading Edge's own computer), was written to take advantage of the abilities of 16-bit microprocessors (over 8-bit microprocessors) to handle very large files. Here are some of Nutshell's specifications:

- Records per field: 60,000
- Characters per field: 16,000,000
- Character per record: 16,000,000
- Records per file: 2,000,000,000
- Files per disk: no limit (rather, limited only by disk capacity)

Leading Edge claims that Nutshell can locate a unique record in 2 seconds in a 100-record file. Nutshell automatically indexes all fields, automatically maintains indexes, supports five types of data (text, numeric, date, calculated, or summary). It uses a hierarchical file structure. Nutshell has the capacity to input and output data in ASCII format.

## Using Nutshell

Installing Nutshell is simple and

straightforward. Because it is designed to run on the IBM PC and similar computers, installation only entails copying the original disk onto a formatted disk containing PC-DOS or MS-DOS. It is then ready to run.

Nutshell is preinstalled for Epson dot-matrix printers. A choice of "other" is available. There is a separate installation program for the C. Itoh Prowriter printer, called "Protrax," distributed by Leading Edge.

The Nutshell package contains two disks: a tutorial disk and the master disk. The tutorial disk is a complete version of Nutshell with built-in prompts. It presents Nutshell's main features in a style that is consistent and easy to understand. Prompted by the tutorial, you are led through Nutshell's basic operations, which eases the learning process considerably.

After a tour through the Nutshell instruction disk, I turned to the master disk to see whether Nutshell could be put to practical use. I created a membership file that included some financial information to test the program's computational abilities.

The program came up on the screen just fine, with a fancy line graphic of the Nutshell logo. The first screen with which you interact presents the copyright notice, a graphic of a file drawer and the command ENTER FILENAME: . . . Unfortunately, Nutshell does not allow you to look at the disk directory at this point—you're expected to know the file name in advance. (There's a way around this, though. I created an AUTOEXEC.BAT file that, when the computer was powered up, listed the disk directory and then, on command, brought up Nutshell.)

## The Browse Screen

Once you have typed in a file name, Nutshell presents its "Browse" screen.

The Browse screen is Nutshell's work area. It can display the contents of a file—the field names and the contents of the fields.

If you have entered the name of a file containing data, the Browse screen will display the first record in the file. If you typed the name of a nonexistent file, Nutshell will display an empty Browse screen and notify you that no such file exists. Thus, the Browse screen acts as a kind of "home base" from which you begin and to which you return when a specific action or activity is complete.

You can retrace your steps from any place in Nutshell, by using the ESC key. It takes you back to the previous screen, that is, it will return you to the function

or screen you were last using.

The Browse screen is divided into three parts: a header, the body and a menu. The left side of the header line gives the function key assignments: F1:HELP, and cp7F2:MENU. These function key assignments, as well as those of the cursor keys, are consistent throughout Nutshell. The same key always performs the same function. While you are in the midst of trying to master a new program, you'll like knowing that some consistency exists.

On the near-right side of the header line, Nutshell tells you how many records are available. When you have just brought up a file, the header line will show the total number of records in the file. When you have performed a selective search, it will display the number of records found in the search.

On the far-right side of the header line, an arrow indicates whether you can use the PGUP or PGDN keys on the PC's numeric pad to move to the next record. With the same keys and the CTRL key you can also move to the end or beginning of a file.

At the bottom of the screen is displayed a menu. Pressing the F2 key (see above) automatically places the cursor over the menu's first command. You can then use either the right-arrow or left-arrow cursor keys—or the first letter of the command—to move the cursor to the command you wish to use. To invoke a command, just press ENTER. While this is straightforward and relatively quick, Nutshell also gives you the option of bypassing the menu and entering a command directly by pressing the ALT key and then typing out the command. This is a nice touch that will increase the efficiency of those who like to use direct

(Continued on page 124)

## Overview

**Product:** Nutshell Information Manager  
**Price:** \$395  
**Supplier:** Leading Edge Products, Inc.  
55 Providence Highway  
Norwood, MA 02062

**Operating Systems (s):** PC-DOS, MS-DOS  
**System**

**Requirements:** IBM PC or compatible with 256K RAM.  
Two disk drives recommended

**Opinion:** Nutshell is a high-quality product that works as advertised. If you are looking for an uncomplicated file management program for home or small-business use, you would do well to consider this one.



## Casio brings space-age technology to spaceship earth.

Casio's solar-powered scientific calculators put space-age technology easily within your reach.

Our FX-910 is the logical choice for students and engineers alike. At only \$24.95, it gives you algebraic logic, 48 functions and an 8-digit + 2-digit exponent display—in a size that will fit as easily in your pocket as its price will suit your pocketbook.

At the same time, our credit card-size FX-90 (\$29.95) has members of the scientific community flipping—over its 49-function flip-open keyboard. Made possible

by Casio's innovative sheet key technology, this handy feature makes complicated scientific equations easier to solve because the major function keys are displayed oversize on their own keyboard.

Like our FX-90, our FX-450 (\$34.95) has a 10 + 2-digit LCD display and a keyboard with touch-sensitive keys. But the keys are double size and the number of functions increases to 68. Most importantly, it lets you calculate with the speed of light—and eight other commonly used physical constants, including

Plank's constant and atomic mass. It also makes computer math calculations and conversions in binary, octal and hex equally easy to use.

Casio has more space-age instruments at down-to-earth prices than there is space for here. However your Casio dealer will gladly let you get your hands on technology that, until now, only the future held.

# CASIO

Where miracles never cease®

Circle No. 2 on Free Information Card

Casio, Inc. Consumer Products Division: 15 Gardner Road, Fairfield, N.J. 07006 New Jersey (201) 575-7400, Los Angeles (213) 803-3411.





# REAL WORLD

*Devices to link your micro with the physical world for monitoring and control applications*

**“O**F what practical use is a personal computer?”

In the days before electronic spreadsheets and word processors, this question was asked by technoskeptics everywhere.

“You can balance your checkbook,” was one standard reply.

“Learn to write programs,” another would answer.

“You can play games,” someone else said.

“I could use it to control my home,” still another would retort.

Home control! Ah, there was the stuff of dreams. Since the 1939 World’s Fair (and probably even earlier) pundits have been predicting the automated home. Now, 45 years later, the low-cost personal computer—the gadget that can realize this vision—has arrived.


But where is the automated home?

For one thing, electronic spreadsheets and word processors attracted many of

the people who would have developed the products necessary for a computerized home. For another, home automation would just simply cost too much. Were automated “ham and eggs” really worth the thousands of dollars necessary to get things cooking? Obviously not.

Nevertheless, a few souls did press on. Technology advanced. And today there exists a surprising variety of innovative and reasonably priced devices that allow users to control or at least connect, their





# INTERFACES

BY JOHN CONWAY

computers to the real world. Called interfaces, these devices, coupled with a personal computer make possible automated home security, environment control, even weather prediction.

## Types of Interfaces

Computers lead pretty sheltered lives. Their insides, tightly controlled, low-noise, low-voltage habitats, cannot tolerate extremes of temperature (or extremes of anything, for that matter). Life

in the outside world, as we all know, is considerably rougher.


To have computers control the world outside them, we must use interfaces—devices that translate rough-and-tumble real-world stimuli into electrical signals (for that's all computers understand) at levels appropriate to their delicate works. In turn, interfaces also beef up computers' relatively puny outputs so they can convey instructions to other devices.

Computer interfaces fall into three categories (Fig. 1):

- *Computer-controlled switches (CCS)*. Electromechanical devices (such as relays) and solid-state switches (such as triacs) that provide simple on/off input or output control functions.

*Photo equipment credits; CVM and counter, Hewlett-Packard; oscilloscope, Heath Co.; anemometer, Watrous & Co., Inc.; computer, Park Plaza Computer Center; computer screen by Nick Ciancaglino.*





Above and on the facing page are boards for interfacing computers to the real world and the devices they control.

• *Digital-to-analog (D/A) converters.* Solid-state devices that convert the digital output of a computer into analog voltages or currents (or both) to be used in the outside world.

• *Analog-to-digital (A/D) converters.* Solid-state devices that convert analog voltage or currents into digital form intelligible to computers.

### Computer-Controlled Switches

Computer-monitored switches provide the broadest class of readily available real-world input signals. They monitor pressure, temperature, humidity,

light, sound, and liquid levels. They detect whether doors, windows, vents, or valves are open or closed as well as a variety of similar "binary" conditions. Fortunately, as a source of inputs, computer monitoring of switches is simplicity itself.

To monitor a switch, the computer's I/O port is programmed to test or "poll" the status of the input pin connected to the switch of interest. As the switch opens or closes, the computer receives a high or low (1 or 0) input signal. If the voltage passing through the switch ranges between 2.4 to 5 V dc, a simple

TTL or CMOS inverter provides a suitable interface or "buffer." To monitor higher voltages, input isolation is necessary.

An opto-coupler between the computer and switch provides 1000 V or more of protection. This isolator will usually prevent a system from suffering damage from such accidents as short circuits or overvoltages.

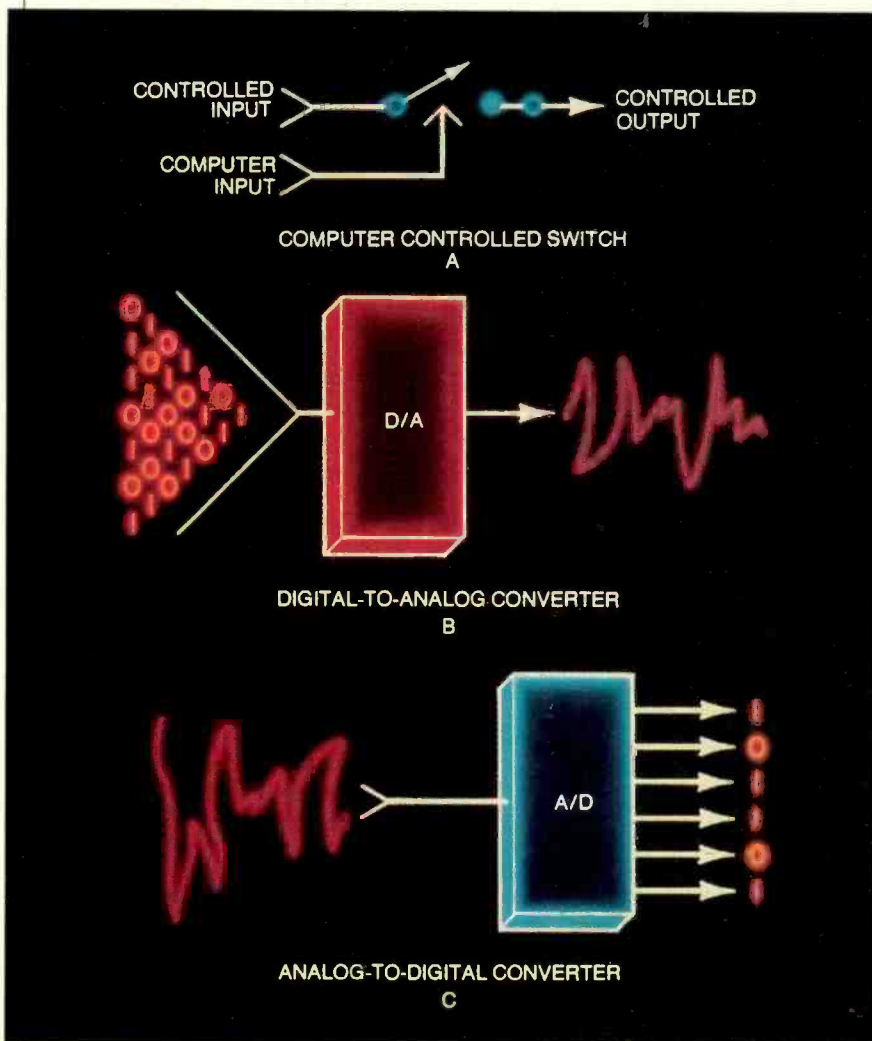
The isolator consists of an LED that illuminates a phototransistor when powered with a current of less than 20 to 30 mA. Obviously, the state of the out-board switch, sensor or transducer determines whether or not current flows through the LED. The diode's glow triggers the light-sensitive transistor into conduction or ON. The TTL/CMOS-compatible output of the coupler provides a corresponding binary HIGH or LOW signal optimized for use as a computer input. Since light connects the optocoupler's input and output, only those signals exceeding the maximum dielectric voltage of this "light pipe" arrangement can cause a failure of the input interface.



Computer-controlled switching (the inverse of switch monitoring) is the most basic of all output control methods. CCS devices span a wide range of switching technologies from simple electro-mechanical relays to transistors, silicon-controlled rectifiers (SCRs) and triacs. The end application usually determines the choice of switch.

Electro-mechanical relay-based interfaces are best suited for high-current applications, where speed is not a significant factor. Their extremely low contact resistance (measured in micro-ohms) makes them especially useful for battery-based systems. Relays can easily handle hundreds, even thousands, of amperes and provide built-in isolation. Unfortunately, few offer response times much faster than 500  $\mu$ s. Also, because they are mechanical, the number of operations before failure is reduced to tens of thousands.

Solid-state switches or relays eliminate many of the problems associated with their electromechanical counterparts, but not without revealing some problems of their own. For example, transistors provide an excellent way to

Fig. 1. Interfaces fall into one of three categories.





switch direct currents and offer fast response times, long life and low turn-on currents. Yet, since the transistor is essentially a one-way valve, ac control or reversing dc control typically involves four transistor bridge circuits. These can become quite expensive as power ratings increase. Transistors also produce a voltage drop across the C-E or D-S junction—a drop that robs power and makes heat sinking necessary.

SCRs and triacs offer the fast response times and solid-state reliability of transistors and also higher current ratings, lower voltage drops and reduced cost relative to power. They are natural for high-power circuit applications. Nevertheless, they suffer from a peculiar property called "latch-up." When an SCR or triac is gated ON, the switch remains closed until current flow is reversed (during ac-zero crossing, for example, or until current flow ceases altogether. This limitation makes them unsuitable in simple dc systems.

### Wide Range of Switch-Class Products

Products that utilize CMS or CCS techniques and technologies range from devices consisting of nothing more than opto-couplers or relays with transistor-buffer front ends to complex devices that communicate over the ac wiring in your home and control appliances, lights, or just about any device that lends its operation to ON/OFF control.

Here are a few CMS/CCS products currently available:

- The Switcheroo series of CCS modules gives owners of most popular personal computers an inexpensive control interface. The system consists of a computer-specific motherboard that accepts a variety of electro-mechanical relay modules. Modules include SPST, DPDT, polarity reverse and multi-vibrator functions. Each Switcheroo motherboard can hold up to eight control modules. Expansion kits permit control of up to 64 modules. Program listings explore applications in such areas as radiotelegraphy, telephone dial-

ing, and appliance and toy control. Adapters allow direct control of motorized/electronic Fischer-Technik, Lego, Erector and Capsela model building kits.

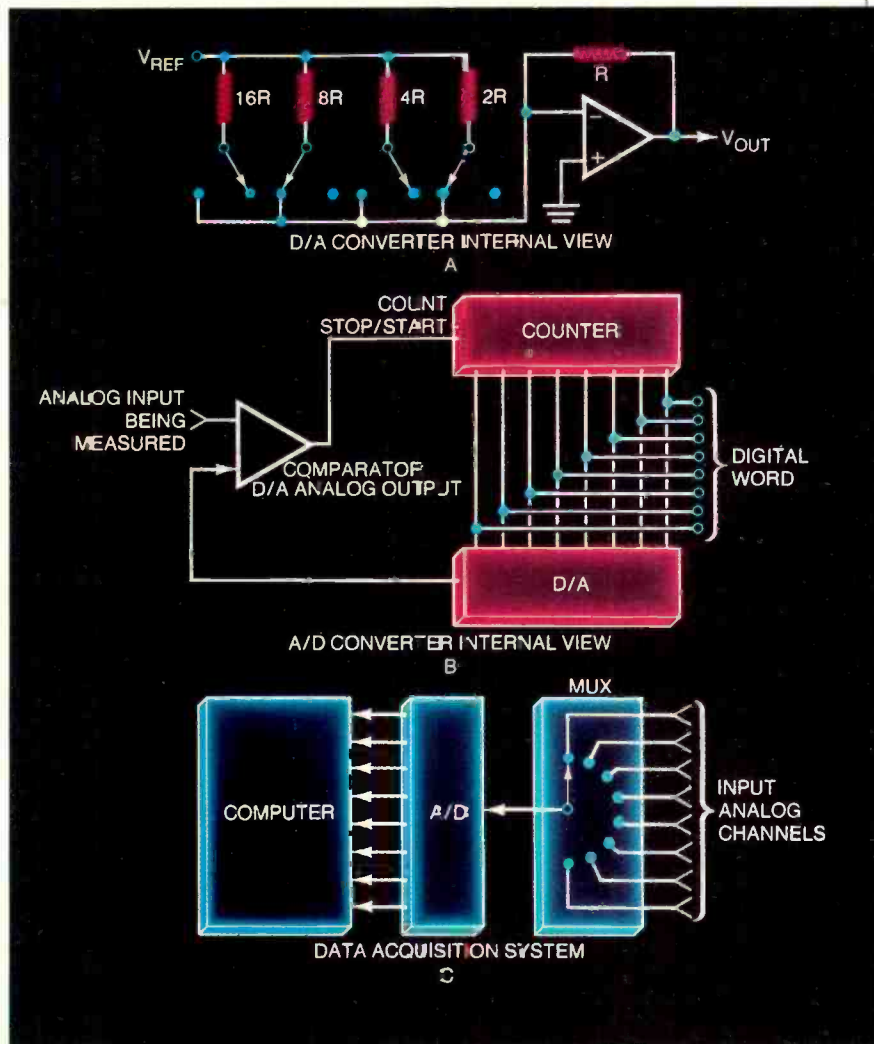
- The A32 I/O and A16 I/O boards, plug-compatible with the Apple II, II+ or IIe expansion slot, increase the input and output capabilities of this popular personal computer. The I/O lines of each board are user-configurable in any combination of inputs and outputs and each open-collector line can sink 100 mA. Boards also come equipped with up

to four isolated interrupt lines. Included software allows easy Applesoft "BASIC &" calls to control the units.

A companion product, the R16 T/B adds screw terminals to the I/O boards.

- The CDFR controls up to two permanent magnet motors from a conventional parallel output (printer) port. Four models cover an output range from 6 to 48 V dc at 7 to 40 A for each output.

Fig. 2. D/A and A/D converters and a data acquisition system.





## INTERFACES

You can control speed and direction information from your computer or by remote joystick (DIP switch-selected). BASIC PRINT, BASIC OUT or assembly language routines direct the operation of the unit. Output circuitry for relayless pulse width modulation is optically isolated from the CDFR control logic and your computer to eliminate ground loops.

- Users who desire an all-in-one class of real world interface should consider the ADC-1. It combines a 16-channel A/D data acquisition system with four digital inputs, six digital outputs, an ac line carrier remote control (up to 256 control modules possible) in a single compact unit. In operation, the ADC-1 connects to any computer equipped with an RS-232 interface. Software listings for virtually all popular personal computers come as standard equipment. A wide variety of sensors, transducers, and control modules of the BSR X-10 type round out the system.

- The SmartHome-I allows your personal computer to act as a security sys-

tem and appliance controller. The system consists of a command control unit that connects to any RS-232 port, a variety of security sensors, output control modules (BSR X-10 or Leviton type) and applications software packages. SmartHome-I communicates to the remote control modules and sensors over the ac wiring in your home. Applications software is icon-based and joystick programmed. At present, the device is compatible with Apple II and IBM PC and PCjr computers.

### Converters Extend Scope

Digital-to-analog converters fill many needs for applications requiring continuously variable sources of power. These devices convert digital signals into a voltage or current proportional to the value of the digital signal. Though a primitive D/A converter can be fabricated from a resistor/capacitor filter, most basic D/A designs consist of stabilized resistor ladders with digital inputs from eight to sixteen bits in width (Fig. 2A). For each ascending bit in a word, the D/A produces

an analog output with twice the value. D/As find use in music generation, motor control, lamp dimming.

Since the A/D converter acts as a mirror image of the D/A, its strengths lie in its ability to convert everyday signals into varieties that are computer-understandable. Interestingly enough, the basic tracking type A/D is nothing more than a D/A converter with a comparator/counter rear end (Fig. 2B). Circuitry internal to the A/D directs the analog input to one side of a comparator. The other side of the comparator is fed by the output of a D/A converter. A counter (or similar circuit) quickly runs through all possible digital combinations. When the analog output of the D/A matches that analog input of the outside world, the comparator changes state. This signals the A/D that it has found a digital word combination equivalent to the analog input being measured. The conversion is complete! In practice, this entire operation occurs in a few milliseconds or microseconds.

*(Continued on page 104)*

**Clockwise from lower left are data acquisition systems from Vantec, Rogers Labs, Data Translation, Remote Measurement Systems, and Vaisala, Inc.**



# We Cut \$700 Off "Man's New Best Friend"!

## The 2-Disk TRS-80® Model 4 Computer... Only \$1299

Get our popular desktop computer at our lowest price ever! For power, range of applications and expandability, TRS-80 Model 4 is the best home computer value in the market.

**Ideal for the Whole Family.** With Radio Shack's ready-to-run software, you can manage your home budget with ease, monitor stocks and investments, keep a personal filing system, prepare letters and other documents with word processing, and much more. Kids and grownups alike will enjoy playing fast-action and intriguing strategy games. And everyone in the family can learn to program using the built-in BASIC language, or you can use more advanced languages available on diskette.

**Built-In Features.** You get a 64,000-character memory (expandable to 128,000), two built-in disk drives for fast loading and storage of programs and data, an 80-character by 24-line video display, a parallel printer port and an RS-232C communications interface.

**Large Software Base.** The Model 4 runs all Model III TRSDOS software and supports CP/M Plus (optional). This means you have access to more software than other computers. The Model 4 supports a high resolution graphics option that provides for excellent graphic display of information. Expand with additional floppy disk drives or even add up to 60

million characters of hard disk storage. And by adding a telephone modem and software, you can access national information services by phone and get everything from news and stock market reports to electronic mail services to special interest clubs and games.

**Come in Today!** Get your TRS-80 Model 4 at Radio Shack Computer Centers, participating stores and dealers nationwide. It's the one computer for everyone in your family!

**Radio Shack®**  
The Technology Store™

A DIVISION OF TANDY CORPORATION



Send Me a New 1985 TRS-80 Computer Catalog!  
Mail To: Radio Shack, Dept. 85-A-33, 300 One Tandy Center, Fort Worth, Texas 76102

NAME \_\_\_\_\_  
ADDRESS \_\_\_\_\_  
CITY \_\_\_\_\_  
STATE \_\_\_\_\_  
PHONE \_\_\_\_\_  
ZIP \_\_\_\_\_

Two-Disk TRS-80 Model-4 (26-1069) was \$1999.00 in Cat. R3C-11. Prices apply at participating Radio Shack stores and dealers. Software shown not included. CP/M Plus is a trademark of Digital Research. CitLine is a service mark of Citicorp.





# KEYBOARDS: THE POWER AT YOUR FINGERTIPS

*The inner workings of the primary pathway to your machine*

**BY TJ BYERS**

**C**OMPUTER keyboards are like steering wheels on cars: If the feel is not just right, operating the machine is a chore, not a pleasure. And, as any veteran micro user knows, although keyboards may look alike, they vary dramatically in mechanical structure and function.

Keyboards were invented along with the typewriter. They made writing quick, convenient and—above all—clear. Today they are the means of communicating with computers, the interface between the user's thoughts and the enormous processing powers of the computer.

## **Keyboard Technology**

A keyboard is really nothing more than an array of switches arranged in a logical order. Pressing a key activates an electrical signal that the computer interprets as information. There are several different ways by which the electrical signal can be generated by the key action. Two are capacitive switching and ferrite core switching.

*Capacitance switching* has found widespread appeal because of its low cost and high reliability. Basically, a capacitor is nothing more than two pieces of metal separated by an insulator. The value of the capacitance is inversely proportional to the distance between the two plates. In a capacitive switch, one metal plate is fixed to a solid backing; the second plate is attached to the keyswitch plunger (Fig. 1). When the plunger is de-

pressed, the movable plate comes closer to the bottom plate, increasing the capacitance of the switch.

The plates of the switch are connected to an oscillator whose frequency is determined by the capacitance. As you increase the capacitance by moving the plunger down, the oscillator's frequency decreases. A phase-locked loop (PLL) senses this frequency and removes the input signal. To prevent erroneous interpretation of a partial key depression, the PLL sets a threshold—the minimum frequency change that must be detected for a signal to be generated.

*Ferrite core keyswitches* also rely on changing electrical parameters. They use inductive coupling. When you depress the key, a ferrite rod on the key-stroke plunger slides into a transformer core (Fig. 2). The transformer, loosely coupled, is composed of two coils of wire close to each other: a primary power coil and a secondary sensor coil. When the rod is inside the transformer, it increases the coupling between the coils. Then a pulse generated in the primary coil is transferred to the sensor coil and an output signal is generated. When the switch is released, the concentrated magnetic field and the coupling between the coils disappears.

Ferrite core switches achieved wide acceptance in the early 1970s and have been used successfully on many comput-

---

*TJ Byers is the author of numerous books on electronics and computers.*

er keyboards. They offer high performance at a relatively low price and are virtually immune to failure due to dust, spills and other common office hazards.

## **Mechanical Switches**

The old standby in switch technology is, of course, the mechanical switch. Long before there were ferrite core or capacitance devices, mechanical switches were hard at work. Unfortunately, they are prone to contact bounce. (When you push the key once, the switch contacts may open and close several times.) Debouncing circuits, however, are fairly cheap to incorporate, so mechanical keyboards are still in wide use.

Mechanicals are divided into keyboards and keypanels, depending on the way the key unit is constructed. A keyboard is an assembly of individual switches placed on a common field. The typewriter is a perfect example of keyboard design. Keypanels, on the other hand, are built as one unit, with the identity of the individual switches hidden behind an overlay, usually of plastic. The Timex 1000 uses a keypanel.

The hard mechanical keyboard, the oldest of the mechanical keyswitching technologies, generally performs switching with either gold cross point or bifurcated wiping contacts (Fig. 3). The latter are the type of contacts you would normally find in a wall switch or other electrical equipment. Although they cost very little, they suffer from excessive contact bound and metal fatigue, which

PHOTO BY MICHEL TCHEREV\*OFF



## Keyboards

eventually overcome them. Recent advances in switch technology, however, have greatly reduced contact bounce while extending switch life, and you will find these contacts in many keyboard designs.

Keypans are relatively new to computer users. Switch designs for keypanels come in three distinct types: domeswitches, membranes and conduc-

tor. The dome's inherent flexibility allows it to snap down with a sprightly feel. When released, it springs back to its original shape.

A plastic overlay is normally laminated over the field of domeswitches. The plastic serves two purposes. First, it seals the keypanel components from contamination by moisture and dirt. Second, it usually sports a legend with symbols

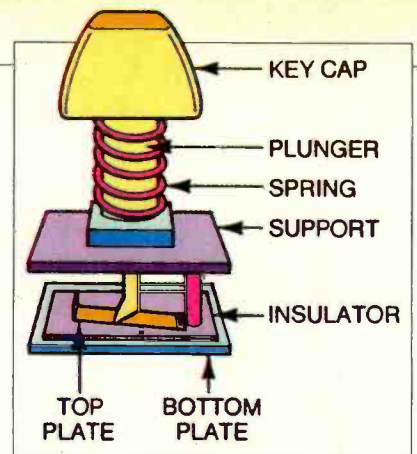


Fig. 1. Capacitance keyswitch.

screened with a pattern of switching points using conductive silver ink. The images are aligned so that corresponding switch points touch. Separating these two layers is an insulating sheet of polyester. Holes are punched through the insulating sheet where the contact points are to meet (Fig. 6). When you apply pressure to the keypanel, the plastic deforms, allowing the two metal screenings to make contact through the hole.

The thickness of the spacer layer is a major factor in the actuation force of the switch, with switch travel often measured in thousandths of an inch. The entire keypanel is usually glued to a rigid substrate to prevent the keyboard from flexing during normal operation.

A cousin to the membrane keypanel is the conductive rubber, or *elastomer*, keyswitch, shown in Fig. 7. An elastomer switch is constructed from a single sheet of rubber and a printed circuit board. Into the thin rubber sheet is molded a dome lined with a carbon graphite. The printed circuit board is printed with two plated copper paths that pass very close to each other; both tracks pass under the rubber dimple.

Unlike membrane keypanels, elasto-

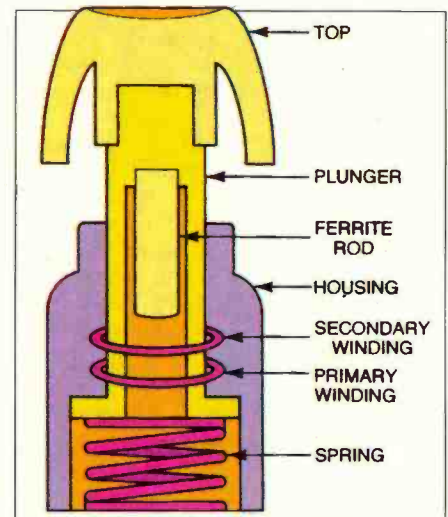



Fig. 2. Ferrite core keyswitch.

## AFTERMARKET KEYBOARDS



Keytronic's 5151 keyboard replaces IBM's with a more logical layout.

**Y**OU are probably now looking at your present keyboard and wondering what you can do to upgrade it to the quality you would like to have. Well, you can do a lot.

Aftermarket keyboards are big sellers, especially among IBM owners. Why IBM forsook its finely tuned Selectric keyboard in favor of the one it used on its PC is anybody's guess.

Fortunately, you aren't stuck with it. No fewer than half a dozen independent keyboard manufacturers offer replacement keyboards for the PC. They range from capacitance to mechanical.

Despite its apparent bumbling, IBM had the foresight to make its keyboards

detachable. One of the ergonomic suggestions put forth by the DIN committee was removable keyboards. That was one suggestion IBM decided to follow. Changing keyboards is as simple as pulling the cord out of the old board and plugging in the new one. In a matter of seconds, you can change the entire ergonomics of your computer.

IBM is not alone in this respect, not by a long shot. Replacement keyboards are available for the Apple, Victor and many other machines. In some cases, however, you may be required to complete the exchange, but none are so complicated that the entire job cannot be performed in less than an hour. ◇

tive elastomers.

A *domeswitch keypanel* (Fig. 4) contains stainless-steel, dome-shaped disks attached to a printed circuit board. The latter is etched with silver-plated copper lines, one of which passes under the center of the dome and another that connects to the dome. When you depress the key, the pressure collapses the dome, making contact with the center conduc-

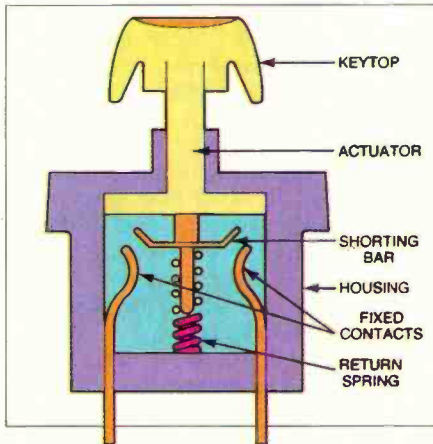
that correspond to the switch functions. These graphics are essential to the user because most keypanels are flat, opaque structures, without graphics, so you have no hint where the switchpads are hidden.

Conventional *membrane keypanel* technology uses three layers of polyester film sealed under a plastic overlay (Fig. 5). The outer layers of the film are



mer keyswitches need no insulating layers. The contour of the dimple keeps the carbon pad from touching the circuit board wires in its relaxed state. When the rubber dome is depressed, however, the carbon conductor makes contact with the copper strips and completes the circuit.

Until recently, elastomer keyswitches had relatively short lifespans, which limited their acceptance. New developments in elastomer technology (mostly by the Japanese), however, have extended keyboard life by more than 500 percent, and conductive elastomer technologies, like those in membrane applications, have been used in either keypanel or keyboard construction.



**Fig. 3. Mechanical keyswitch.**

### Ergonomics

A lot of attention is given today to ergonomics—the investigation of what makes interactions between humans and machines most effective. The goal of ergonomics is standards that will net the greatest efficiency by matching the needs of one to the other. Of course, the keyboard is perfectly suited for ergonomic concerns.

Ergonomic considerations focus on *keyboard profile*, the distance from the bottom of the keyboard to the top of the keys, and the length of the keystroke, or the distance the key must travel to complete the switching function. Generally, keyboard profiles are divided into three categories: low, DIN (also called standard ergonomic) and micro.

The low profile, established in 1975, has a typical keyboard height of 1.5". Before introduction of this standard, keyboard profiles ran 2" and more, with no two alike. Low-profile keyboards normally use full-travel keyswitches that have strokes ranging from 0.150" to

0.190". In this range is the distance found on most Touch-Tone telephones. Low-profile keyboards are the favorite of keypunch operators and word processors.

The DIN standard keyboard was devised in 1980 by West Germany's Deutsche Industrie Normenausschuss. The DIN specifications set the maximum keyswitch height at 30 mm, with the keyboard mounted at any angle between zero and 10 degrees from horizontal. Keystroke travel is set between 0.120" and 0.150".

Microprofile keypanels are the result of membrane-type keyswitches, like the conventional membrane keyswitch and the conductive elastomer keyswitch. Key height is at most 3/4"; there is no lower limit. The keystroke travel distance depends upon the keypanel and the technology employed. A typical microprofile keypanel uses keystrokes of 1/16". Membrane keypanels often have keystrokes of less than 0.015", which has earned them the nickname "touch panels."

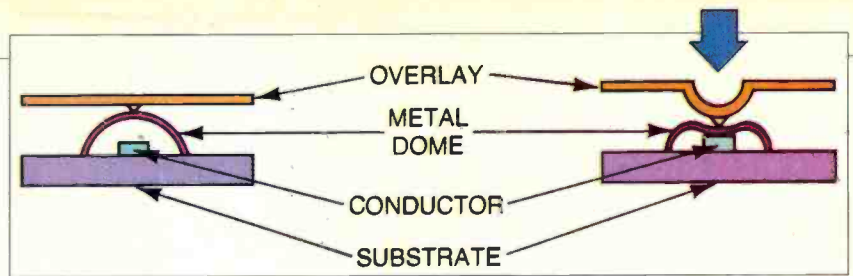
### Keyswitch Feel

Another ergonomic consideration is the feel of the keyswitch. Feel is very

important because it lets the user know when a switch has been actuated and when it hasn't. *Linear keyboards* provide feedback by the feel of the length of the stroke. The operator assumes contact is made when the key bottoms out. Touch-Tone phones use linear keyswitches.

Shorter stroke keyboards, however, often use switches that give *tactile* feedback. They require a greater force to initiate the switching action than to sustain it. You feel this action as a click on the fingertip. Domed keyswitches are tactile. Depressing a domeswitch, you feel the metal cover snap over at the point of contact.

Other types of keystroke feel include sponge and touch. *Sponge* switches have springs inside them that increase finger pressure as the keys bottom out. It is a form of linear switching. *Touch* switches have no feel to them at all. A familiar application is the membrane keypanel found on a microwave oven. Audio generators are sometimes used with touch panels to give audible feedback. A membrane keypanel can also be made tactile, by installing a metal dome over the membrane sandwich prior to laminating the overlay.



**Fig. 4. Metal dome in keypanel gives tactile feedback.**

**On domeswitch keypanel, each lead at left is a row or column.**







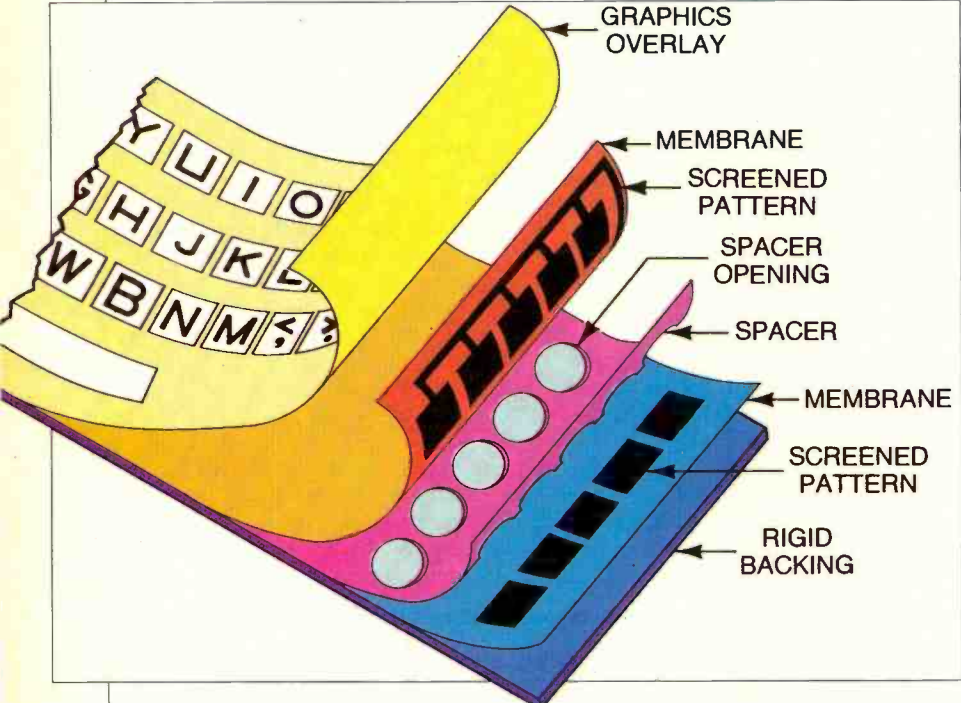
**Fig. 5. Membrane keypad with legend overlay.**

**Key Contour**

The contour of a key provides the nesting the fingertip experiences when using the keyboard. Flat keytops are common and the least expensive to manufacture. Unfortunately, they don't

**Keyboard Layouts**

Keyboard layout is like religion and politics: not a good topic for light conversation. What is satisfactory for one person is absolutely unacceptable to another.



**Fig. 6. Patterns screened on membranes form switch contacts.**

conform well to the shape of the human finger. By far the design most ergonomically satisfactory is the sculptured keytop. In fact, sculptured keys are what DIN stipulates for its ergonomic keyboards. Sculptured keytops are used for typewriters and telephones. The keys have hollowed tops that accommodate the fingertips and provide natural wells that prevent the fingers from readily sliding off the keys.

Keypads, obviously, don't have keytops. More often than not, the panel is flat with no contour to it whatsoever. Bumps and ridges are sometimes molded into the keypad to make locating keypads easier. In some cases, to help position the operator's fingers, embossed rims are formed around the keypad area.

Most manufacturers tend to stay with the tried and proved arrangement of the typewriter keyboard. In this type of keyboard, the keys are in four rows of approximately 10 to 12 keys per row. Each row is offset to the row above it to make

it easy to reach the keys when touch typing. Touch typing is the game your teacher played with you in typing class by removing the letters from the keytops and forcing you to memorize the keyboard—no peeking permitted.

All keyboards today have legends. Contrary to what you may think, the legends aren't there for the benefit of us hunt-and-peck typists who staunchly refuse to undergo the rigors of learning to use more than one finger. No, the legends are there to let you know what layout the keyboard has.

The design familiar to most typists is the QWERTY system. Look at the second row on your keyboard. Notice how the letters read QWERTY from left to right? This is the keyboard most schools teach, and it is by far the most popular.

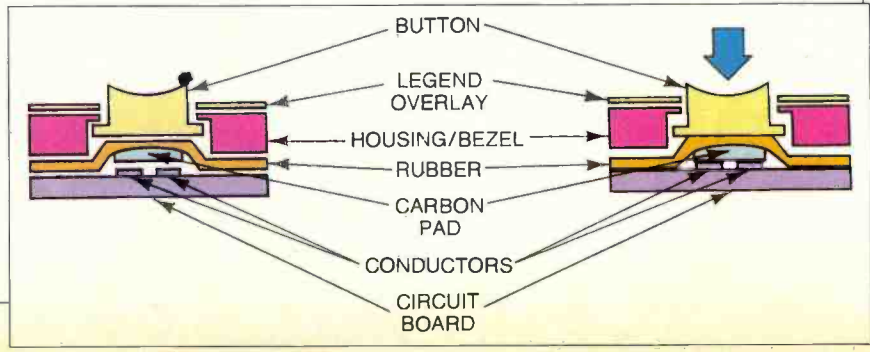
Its layout is designed to accommodate the movement of the human hand. The pattern is supposed to lead to the most efficient use of the fingers and produce the fastest results without causing the typebars of the machine to jam. Not everyone agreed. It wasn't long before a competing design, known as the Dvorak system, made its debut. Underlying the Dvorak keyboard is the assumption that the most-used keys should be placed where they're easiest to reach.

This conflict began more than 100 years ago, just after the invention of the typewriter, and hasn't yet cooled. (Some alert readers may note a parallel between IBM and Apple.) A few keyboards, for example, the Apple IIc, have circumvented the problem by offering both systems at the flick of a switch.

And last, and probably least, is the ABCDEF approach. But even devout hunt-and-peck typists find this arrangement clumsy at best, and, fortunately, it has little application in computers.

We spend increasing amounts of time with our fingers on the keys and less and less with pens and pencils in hand. Still, most of us are not yet able to interact with machines in ways that are faster and more effortless than are keyboards. Until such means are widespread, every millimeter of keyboard design counts. ♦

**Fig. 7. On elastomer keyswitch, carbon pad closes circuit.**







**Heathkit instruments. Some buy them for pride...some, to save money.**

**Professional specs for serious users**

Whether you're pursuing a proud hobby...or earning a living, don't trust the accuracy of your measurements to anything less than Heathkit instruments. Our kits are a little bigger, more rugged than "disposable" instruments that discourage self-servicing. Performance is superior, too. Just check the specs on our new IO-4360 Scope and IOA-4200 Time-Voltage Module.

Get to know our full line of instruments. They're built by experienced hands. Your hands. So they'll save money and help you do a better job. Heathkit instruments. Don't trust your pride or money to anything less.

- ① IG-4244 Scope Calibrator. <1 ns rise time. 0.015% tolerance.
- ② IO-4205 Dual-Trace 5 MHz Scope. 10mV/cm sensitivity.
- ③ IT-2232 Component Tracer. Checks circuits without power.
- ④ IP-2718 Power Supply. Fixed or adjustable supply. 5 to 20 VDC.
- ⑤ IG-1271 Function Generator. Sine, square, triangle waveforms. 0.1 Hz to 1 MHz.
- ⑥ IG-1277 Pulse Generator. 100 ns to 1 sec width pulses.
- ⑦ IT-5230 CRT Tester. Tests, cleans, restores CRT's.
- ⑧ IM-2264 DMM. True RMS readings. Analog metering, too.
- ⑨ IM-2420 Frequency Counter. 5Hz to 512 MHz. Ovenized oscillator. Includes period and frequency modes.
- ⑩ IM-2215 Hand-held DMM. Five DC ranges. Accuracy: ± 0.25% of reading + 1 count.
- ⑪ IT-2250 Capacitance Meter. 199.9 pF to 199.9 mF. Auto ranging.
- ⑫ IO-4360 Scope and IOA-4200 Time/Voltage Module. Triple trace, 60 MHz, <7 ns rise time. IOA-4200 controls CRT cursor and multi-function display.

Heathkit instruments.  
The professional instruments.

# more measurement for your money



Take another look at the instruments you should be building.

**FREE**  
**COLOR HEATHKIT CATALOG**

Mail this coupon to:  
Heath Company, Dept. 010-214  
Benton Harbor, MI 49022

Name \_\_\_\_\_

Address \_\_\_\_\_

City \_\_\_\_\_

State \_\_\_\_\_ Zip \_\_\_\_\_

GX-393

**Heathkit**<sup>®</sup>  
Heath  
Company

A subsidiary of Zenith Electronics Corporation

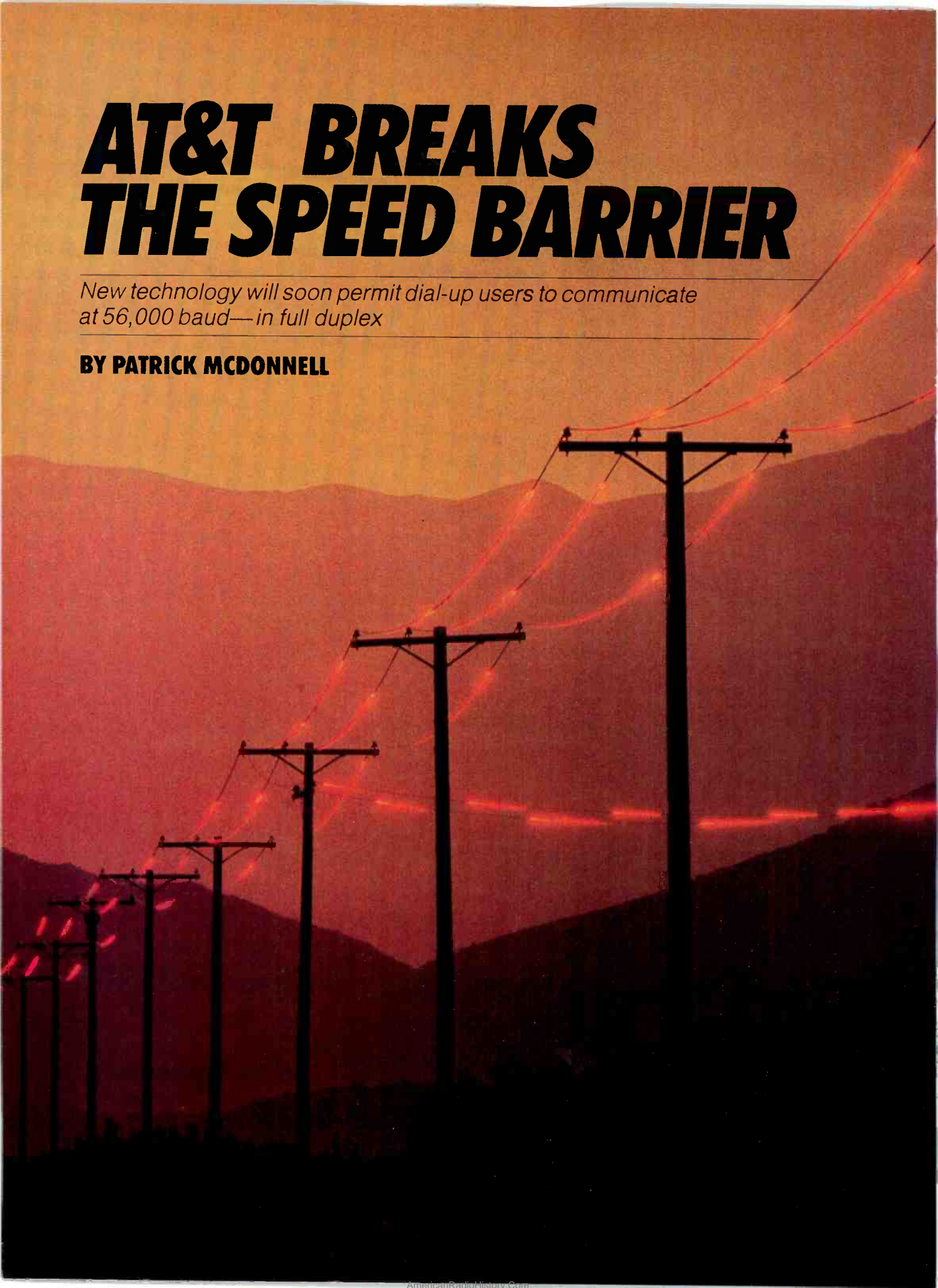
Circle No. 10 on Free Information Card



# AT&T BREAKS THE SPEED BARRIER

*New technology will soon permit dial-up users to communicate at 56,000 baud—in full duplex*

**BY PATRICK MCDONNELL**





EVERYONE who owns a modem remembers the agony of deciding whether it was worth the extra money to be able to send at 1200 rather than 300 baud. Soon that will be history. AT&T has announced it is testing circuitry that will allow ordinary telephone lines to transmit data at a rate of 56,000 baud. If that isn't enough, the new service will be in full duplex.

This high-speed network, called CSDC (circuit switched digital capability), will enable users to transmit data more cheaply than sending computer tapes. Facsimile transmission will be vastly improved. Using the proper analog-to-digital conversion techniques along with CSDC, users will also be able to send high-fidelity music and speech more easily than is currently available even on special dedicated lines.

All this is likely to be in place by the end of 1985. Right now it is being tested by Illinois Bell.

### **Megabauds from Ma Bell**

CSDC is the outgrowth of work at Bell Labs begun in the early 1960s to raise the fidelity of phone calls, lower their cost, and increase their speed. Before those efforts could produce CSDC they yielded piggyback calls, pulse-coded modulation with the T-carrier system, electronic switches, "smart" switches, and time-compression multiplexing.

Everyone over the age of 30 remembers the hissing and roaring that accompanied long-distance calling over 20 years ago. Until the early 1960s two or more conversations were sent over the same lines by a technique known as frequency division multiplexing or frequency translation. Since telephone lines, or loops, can transmit signals with frequencies as high as 150 kHz and voice only has a bandwidth of 300 to 4000 Hz, telephone engineers were able to piggyback as many as 16 conversations on one line. They split the two-wire conversation into a four-wire transmit-receive arrangement and sent it on carrier tones.

Multiplexing was the backbone of the long-distance network for years. It suffered from two major shortcomings, one technical and one economic. Since the wires were carrying analog signals, every time they passed through an amplifier in a repeater station, noise was amplified along with the signal. The longer the call traveled, the more amplifiers it passed through, and the more noise it collected.

The second problem was that it took four parallel lengths of wire to handle 16 conversations. The phone company regarded this quadruplication as less than economical. Not only was there all that wire, but there had to be many repeaters on the line to amplify degenerating analog signals. Other problems—distortion, echo and crosstalk—made the repeater circuitry extremely complex and expensive.

### **The T-Carrier System**

In the early 1960s the T-carrier system, a higher-grade transmission network, changed everything. Based on pulse coded modulation, it was able to stack 24 conversations instead of 16. Pulse coded modulation (PCM) is a multiplexing scheme in which the analog signal is sampled at regular intervals and then transmitted as a series of pulses on the phone line. With the signal digitally encoded, the function of the repeater is different. Instead of amplifying the original signal, as it did with frequency modulation, the repeater can simply recopy the bit pattern, effectively generating a new signal. Transmission noise was greatly reduced.

Bell also changed the method for multiplexing signals. Time division multiplexing, which permitted Bell to send multiple signals on the same line by sampling the individual signals, replaced modulating carrier frequencies.


---

*Patrick McDonnell is a free-lance writer who specializes on computer topics.*

---

PHOTO BY BARRY BLACKMAN






Since the pulse coded signals are digital words of a definite length, it takes a definite amount of time to transmit each one. By sampling several different lines in sequence and transmitting resulting digital words in a particular order, with time division multiplexing it became possible to send multiple signals on the same line.

The biggest obstacle to increased multiplexing and high speed data transmission was the time it required to switch from one line to the next. The standard switch in the telephone company was always some sort of relay. Since these are electro-mechanical, even the fastest switch needed several milliseconds to operate as well as extensive supporting circuitry. These requirements limited the maximum number of lines a telephone exchange could handle to 65,000. With the development of electronic switches that could change state in a few nanoseconds, each switch was able to handle 65,000 lines. Finally the baud rate could leap.


The higher baud rate for time division multiplexing became a function of the speed of the new electronic switches—several nanoseconds, the rate of the frequencies the local metallic loops could handle—150 kHz, and the rate at which the analog signal had to be sampled. Analog sampling had to be at least twice the maximum frequency present in the signal. Since voice has a maximum bandwidth of about 4000 Hz, the sampling rate was set to be 8000 Hz. To digitize an

analog signal, an 8-bit word is created for each sample: 7 bits are used to encode the signal, and the eighth bit is used for various control purposes. Since the T-carrier can multiplex 24 channels, each section of the encoded signal has to carry 24 8-bit samples plus one extra bit to signal the end of the section. Therefore, there are  $24 \times 8 + 1 = 193$  bits being transmitted at a rate of 8000 per second. Multiplying yields 1544 kHz, which translates into 1.544 megabaud, the basic carrier rate of the T-carrier system. The maximum rate at which data can be sent over any one of the individual channels of the system is 8 bits at 8000 Hz, or 64

**Digital office timing component synchronizes clocking functions.**



**CSDC equipment being tested in New Jersey Bell's central office in Murray Hill, NJ.**



kilobaud.

The T-carrier system was operating at the end of the 1960s. After initial testing, AT&T introduced its dataphone data communication service, based on it. The new service offered end users high-quality voice services and data transmission at speeds of 2.4, 4.8, 9.6 and 56 kilobaud. The drawbacks were, among others, that special transmission lines not available everywhere, called the digital data system, had to be used. To expand the service AT&T introduced an improved, smart, electronic switch and "dataports," which provided a means of direct individual access to any of the channels in the network similar to direct memory access and interrupts in a computer. Now local telephone companies could dial into the system, and the network grew quickly.

The smart switch incorporated micro-processor technology. By using onboard memory the switch could diagnose itself, monitor the quality of the transmission lines it was controlling, and, in general, increase the capacity of the digital data system and guarantee the integrity of the data it carried.

The switch could also be programmed to recognize which lines were carrying high-speed data and route the transmissions over lines and through exchanges that were equipped to handle them. It could easily eliminate from the digital network exchanges with only conventional equipment. The resulting digital



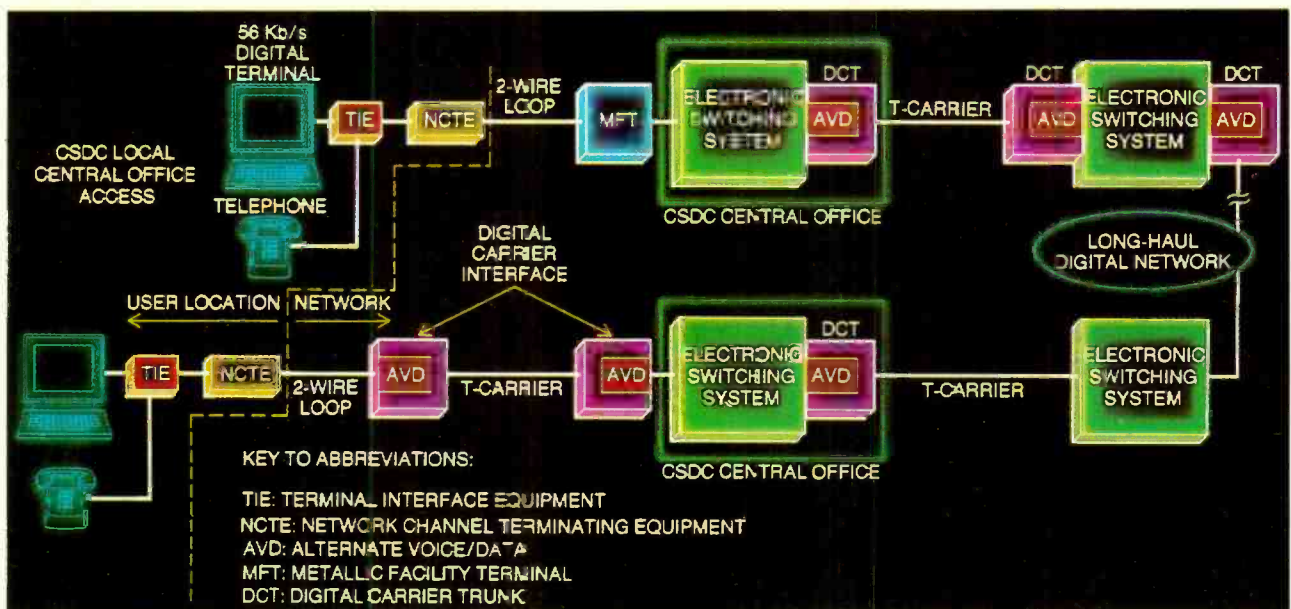


Fig. 1. Block diagram of the circuit switched digital capability

signal paths, based on a combination of the T-carrier system and the new programmable electronic switch, was called the digital carrier trunk. The problem left was to provide full duplex 56-kilobaud service to any conventional two-wire telephone line.

### Time Compression Multiplexing

The local loops and switching circuitry were already capable of handling the bandwidth necessary for high-speed data transmission. The solution to the problem of bringing CSDC to conventional telephone lines was found in a technique known as time compression multiplexing, a refinement of the time division multiplexing scheme for the T-carrier system (Fig. 1).

In time compression multiplexing, data sent on local loops are grouped into sections of equal length. Each of these sections is compressed and sent over the lines in a controlled burst at a higher

rate. When a section reaches the receiving end, it is expanded again and restored to its original condition.

Full duplex operation is made possible by carefully synchronizing the received and transmitted bursts so that when the station at one end is receiving, the one at the other end is transmitting. How large each section of data should be is a function of not only the data rate but also the quality and length of the loop. Designing for the worst case set the size of the data segment at 199 bits and the burst rate at 144 kilobaud. Remember that the basic rate of the T-carrier system was set at 1.544 megabaud, more than ten times faster. Since the maximum baud rate for the user of the system is 56 kilobaud, the compression necessary is on the order of 2.5 to 1. In each burst, 168 bits are reserved for the transmitted data, 4 bits are for control, 3 bits for synchronization, and the remaining 24 bits for future expansion—the system is capable of data

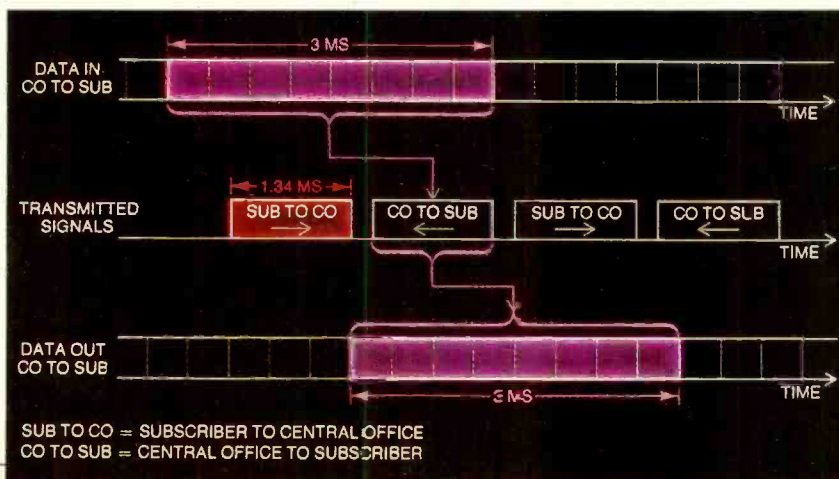
transmission at 64 kilobaud.

As can be seen in Fig. 2, the time allowed for each burst is 3 milliseconds, but the actual burst only lasts 1.34 milliseconds. The margin of 1.66 milliseconds allows for propagation delays and eliminates the possibility of echoes by providing time for the received burst to decay before the transmitted burst is sent.

Constant checking during the operation ensures that the burst remains synchronized. In fact, absolutely no transmission takes place at all until both ends are locked to each other. When data transmission is started, both the transmitting and receiving ends are slaved to a master clock at the AT&T exchange. As soon as clock synchronization is achieved, burst synchronization is begun by locking the receiving end into a repeating 11-bit code that has a duration of 1.34 milliseconds, the same length as the burst of compressed data.

When the bursts are locked into each other, full duplex transmission of actual data begins. Synchronization is con-  
(Continued on page 100)


Fig. 2. Timed compression multiplexing burst timing.



Voice and data capability is tested with a special set.









# CMOS TAKES THE LEAD

*Its speed and low power consumption spark the new generation of lap-size portables*

**BY GENE PATTERSON & JIM MAGOS**

**A** NEW age is dawning in semiconductor technology that has far-reaching implications for the entire electronics industry. At the forefront of the dawning age is CMOS (complementary-symmetry metal-oxide semiconductor) technology, which promises to fill the needs of equipment designers with devices ranging from the very simple to the ultra-complex. It has been estimated that, by 1990, at least \$15 billion of the projected worldwide IC market of \$40 billion will be for CMOS devices.

Ever since their development at RCA's David Sarnoff Research Laboratories in Princeton, NJ in the early 1960s, CMOS devices have steadily moved to the forefront of digital and linear IC technologies.

Today, almost every semiconductor manufacturer carries a line of CMOS devices, with some firms developing greatly improved versions: Originally conceived as a gate-level, logic-device family, CMOS technology, and its offsprings, now span the full range of digital circuitry from microprocessors and memory chips to the semicustom gate-array and standard-cell devices that figure prominently in the emerging very-large-scale integration (VLSI) technology. (See "The Incredible Shrinking Circuits," *C&E*, April 1984.)

The use of CMOS is also growing in such linear circuits as operational amplifiers and analog-to-digital (A/D) converters and is fast becoming a key technology for the emerging telecommunications and data communications markets. In light of its wide acceptability, most knowledgeable observers expect CMOS to become the dominant technology as we move toward the twenty-first century.

## **Some Background**

CMOS is one of three types of semiconductor technology

that use MOSFETs (metal-oxide field-effect transistors). The other two are PMOS (p-channel MOS) and NMOS (n-channel MOS). However CMOS technology is unique in that it combines both PMOS and NMOS transistors on a single chip. The principal advantage of doing this is that it yields a device that consumes substantially less power than any other form of IC semiconductor.

In both structure and performance, all MOS devices dramatically differ from the transistors used in bipolar devices, the other major type of IC technology. Bipolar technology was made famous by the popular transistor-transistor logic (TTL) family of ICs.

Although both bipolar and MOS transistors can be described ideally as switches, their operating characteristics are exactly opposite. While the bipolar transistor is a *current*-controlled switch that has a low input impedance, a MOS transistor is a *voltage*-controlled switch having a high input impedance. (Interestingly, the MOS switch is much like the old-fashioned vacuum-tube switch, which also was voltage controlled and had high input impedance.)


Bipolar technology offers two distinct advantages over other IC technologies—it can handle high current and operate at high clock speed. On the negative side, however, it also consumes high power, requiring hefty and more expensive power supplies and, frequently, expensive cooling fans or blowers. Though CMOS devices operate at slower speeds than bipolar devices, they make up for this deficiency by being almost perfectly suited for basic logic devices right on up through the ultra-dense circuitry required by VLSI circuits. (To understand how basic CMOS devices operate and are constructed, see the "CMOS Top to Bottom" sidebar.)

Because of its high power consumption, hence chip heating,

*At left is a silicon wafer containing 220 microcomputer 1805 IC's (courtesy RCA). Incomplete squares are for wafer alignment.*

PHOTO BY PETER ANGELO SIMON





CMOS chips, shown above are, left to right, a Motorola logic unit, an RCA CDP 1805A microprocessor, and an Intel 51C4 RAM chip.

bipolar logic is unsuited to VLSI designs. These fundamental differences account for the diverse roles played by the two types of technology in the world of digital and linear ICs.

The ultra-low power consumption and element density of CMOS translates into a number of benefits for users, as listed in Tables I and II. One immediate benefit is reduced circuitry design cost.

If an IC technology's power demand is very low, as in the case of CMOS, designers need less expensive and less sophisticated power supplies and limited or no cooling devices.

# CMOS TOP TO BOTTOM

FROM the most complex microprocessor circuits to the simplest gates, deep within all CMOS devices is a basic circuit element called an *inverter*. As shown in Fig. A, a CMOS inverter is composed of a p-channel MOS transistor and an n-channel transistor on the bottom. Because n- and p-channel transistors have diffusions of opposite polarity dopings, they operate with voltages of different polarity. Thus, a positive input voltage turns on an n-channel device but turns off a p-channel device. Conversely, a zero voltage (ground in Fig. A) at the input to the inverter turns on the p-channel transistor on the top and turns off the n-transistor on the bottom. Note at the bottom of Fig. A that both transistors can be represented as switches to simplify explanation of the device's operation.

This simple CMOS circuit performs the most basic of logic functions in a digital system—that of inversion. (An inverter is sometimes called a NOT gate, which is derived from the fact that what appears at its output is *not* what is applied to its input. That is, if a logic 1 is applied to its input, the output is then a logic 0).

If the voltage applied to the input terminal of the inverter in Fig. A is positive, the p-channel switch turns off and disconnects the output terminal from the positive supply voltage. The output terminal is, therefore, at ground potential

because the n-channel switch is turned on and connected to ground. Now, if the voltage at the input is zero, the p-channel switch turns on and connects the output terminal to the positive supply line. This time, the n-channel switch turns off.

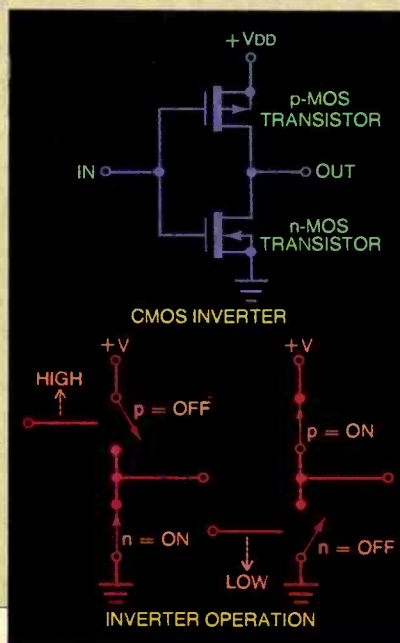
In an actual CMOS IC, p- and n-channel transistors are fabricated on a silicon substrate, as shown in Fig. B. The key terminal of either transistor is the gate. In the original CMOS technology, the

gate was made of metal. The gate formed one plate of a capacitor, whose other plate was the substrate of the device. The two plates were separated by silicon dioxide ( $\text{SiO}_2$ ), an insulating material. Because the gate input is a capacitor, the input current is extremely low (for descriptive purposes, it can be assumed to be zero).

When the output of one CMOS inverter drives the capacitive input of another inverter, no resistive (IR) voltage drop occurs in the drain circuit as a result of the almost nonexistent input current. Therefore, the output voltages can rise or fall to their full positive or negative levels (power-supply positive or ground). Moreover, since one transistor is on and the other is off, the net current in the drain circuit, called quiescent current, is extremely low and is typically in the nanoampere ( $10^{-9}$ ) range. For this reason, CMOS devices consume the least power of any semiconductor technology.

Another observation that can be made from Fig. A and the operating description given above is that this operation can occur over a wide power supply range. Also, the ideal switching voltage is 50% of the positive supply voltage. That is, a 1.5-volt switching level for  $V_{DD} = 3$  volts and a 9-volt switching level for  $V_{DD} = 18$  volts. Over a temperature range of  $-55^\circ$  to  $+125^\circ$  C, this switching voltage varies less than  $\pm 1\%$  of the supply voltage.

Fig. A. CMOS inverter operation.





When low operating power is combined with high-density, multi-purpose CMOS ICs, the savings come in the form of less costly support components and raw materials consumption, which results in minimized "real estate" required for the circuitry.

Dramatically reducing the physical size of a product and providing the mi-

nuscule amount of power a circuit demands, with a lightweight battery pack, make possible sophisticated portable products. In fact, CMOS is the only technology considered by designers of such products as the latest crop of true portable, lapsed personal computers.

The second advantage of CMOS is its wide operating voltage range. One typical CMOS (the 4000 series) family, for example, can operate at supply potentials ranging from a low of 3 to as high as 18 volts. With this broad range of operation, voltage regulation is rarely a necessity and long battery life can be expected.

In contrast, most TTL devices are limited to operation at 5 volts, which must be regulated to within  $\pm 0.25$  volt and requires expensive high-current and well-regulated power supplies.

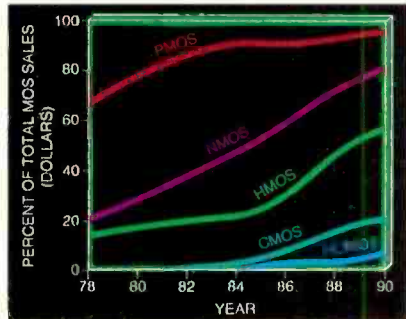
Another parameter that favors CMOS over TTL is its switching level stability over wide temperature ranges. As shown in Table I, the common and inexpensive



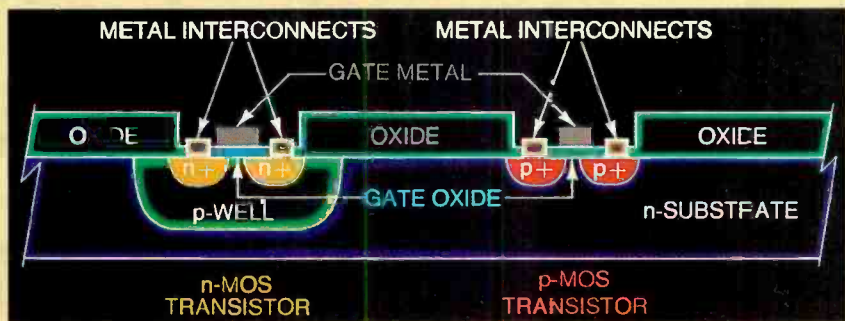
**Making CMOS chips at Motorola.**

plastic-packaged CMOS IC is designed to operate at temperatures ranging from  $-40^{\circ}$  to  $+85^{\circ}$  C, which fills the needs of most industrial and consumer applications. The more expensive ceramic-packaged CMOS devices are designed for more rigorous conditions, being able to operate over the full military temperature range from  $-50^{\circ}$  to  $+125^{\circ}$  C.

The advantage of using even plastic-packaged CMOS, instead of other types of ICs, can readily be appreciated when



**Fig. 1. Expected use of MOS technologies through 1990.**



**Fig. B. Both p- and n-channel transistors are on one substrate.**

**Processing Breakthrough**

Some years ago, a significant processing breakthrough occurred in MOS technology that had far-reaching consequences. This was the development of the silicon gate as a replacement for the metal gate. In silicon-gate technology, a conducting form of silicon serves as the gate material instead of metal. The silicon gate both improved the performance of CMOS devices and allowed the gate to be formed before the drain and source were diffused (Fig. C). In this process, a patterned polysilicon material is used to define the gate area so that the following source and drain diffusions are self-aligned to the gate. This arrangement significantly reduces gate-to-drain capacitance as well as chip size. The process, called self-aligned silicon gate, is now standard in all CMOS digital devices.

Among the advantages of the self-aligned silicon-gate process, compared to metal-gate, are lower operating power consumption, greater speed, higher den-

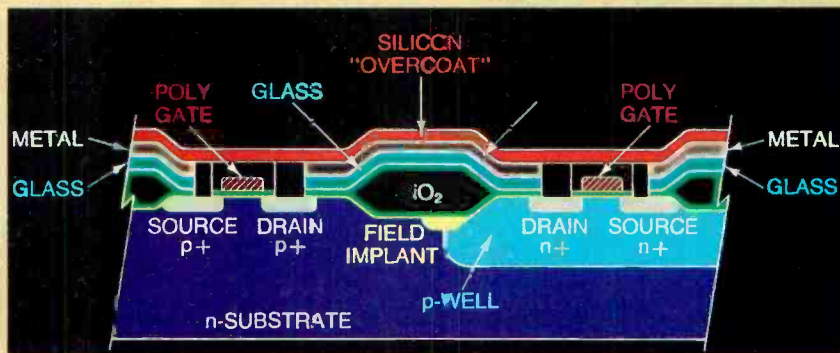
sity, and lower operating voltages. Silicon-gate MOS devices are characterized by low power consumption and high density. By contrast, bipolar TTL devices are characterized by low density and high operating power. Silicon-gate CMOS devices now have the speed of LSTTL devices. Newer, smaller-geometry TTL families are available with higher speed, but less power than already rel-

atively high-power LSTTL devices.

Not content to stand still, manufacturers have forged ahead in processing technology with the development of self-aligned silicon-gate CMOS on a sapphire-insulated substrate. Called CMOS/SOS (CMOS/silicon-on-sapphire), the process yields the highest-frequency MOS circuits. In the fabrication technique, a thin film of heteroepitaxial silicon is deposited on a sapphire substrate. High-speed devices are possible because the process eliminates many of the parasitic capacitances of conventional structures. Distributed parasitic capacitance causes frequency limitations.

In addition to high speed, CMOS/SOS ICs have the highest resistance to nuclear radiation. This makes them the preferred technology for use in aerospace and certain military systems.  $\diamond$

**Fig. C. The silicon gate improved the performance of the CMOS.**





# INTEL INTRODUCES FIRST CMOS RAMS

BY LES SOLOMON

**B**ECAUSE of its very low power requirements, Complementary Metal Oxide Semiconductor (CMOS) technology is the key ingredient in the production of battery powered, truly portable computers.

The first use of CMOS was in RAM applications that could provide nonvolatile battery backed-up memory systems. Such systems have the ability to maintain data even if they lose external power for an extended period of time. Also, the

low standby power requirement allowed these systems to maintain data for long periods of time even when powered from relatively low-power batteries.

However, there was a payment.

The "horsepower" of these systems is measured by the "speed-power product", a combination of gate delay (how fast the chip operates) and power dissipation (standby and active). Although the power requirements of CMOS is far less than that for TTL, CMOS was much

slower (it has a poor speed-power product).

However, computer designers decided that the low power requirements outweighed the somewhat slower speed, so they elected to use CMOS in their portable computers.

In the search for low power, yet faster elements, several improved variations of CMOS were introduced. Among these are HMOS and NMOS which have been used in CPU chips.

one considers that NMOS, PMOS, and bipolar devices are usually rated for operation between 0° and +70° C. This restriction puts non-CMOS devices under a definite handicap in certain extended-temperature-range applications, such as the abusive under-the-hood environment where many automobile engine controls are located. Here, CMOS is favored because its stable temperature characteristics can withstand the wide fluctuations that are normally experienced under a wide range of conditions. Other wide-temperature-range applications that fall into CMOS's domain are in space, military, consumer, and industrial systems that require very stable operation over a wide temperature range.

Still another characteristic that elevates CMOS above the other IC technologies is its high immunity to electrical disturbances, commonly known as "noise," generated within a system or induced from external sources. Digital IC specifications generally list noise-immunity voltage and noise margin for each device.

Noise-immunity voltage, either a logic high or a logic low, is a noise voltage that at any one input to a logic device does not cause a false signal to propagate through the system. The noise margin is the difference between the specified in-

put voltage of a device and its specified output voltage.

CMOS provides the highest noise immunity or noise margin of any current logic family. By contrast, TTL offers a logic 0 ( $V_{IL\ MAX}$ ) of only 0.8 volt and an output potential of 0.4 volt ( $V_{OL\ MAX}$ ). Thus, noise margin is only 0.4 volt, compared with 1.45 volts for CMOS. Consequently, outside noise is more likely to affect TTL's operation than CMOS's.

Furthermore, CMOS logic operating at 15 V has a specified 5 V of both high- and low-level noise immunity. Because of its greater immunity to noise, CMOS can serve in applications associated with high levels of electrical noise, such as in factories where heavy machinery is used and in cars where the ignition solenoids and other devices generate high-energy noise.

## CMOS in Perspective

With its multiplicity of technical advantages over other semiconductor technologies, CMOS is already becoming the dominant IC technology, especially for digital circuits.

Illustrated in Fig. 1 is the expected use of MOS technologies through the end of this decade. Projections indicate that CMOS will experience the most dramatic growth of all such technologies. By

1990, it will command about 50% of the IC market, up from about 20% at present.

HCMOS, a new high-speed version of CMOS aimed primarily at logic devices, is included in the 50% total. Over the same period, the use of NMOS will remain about the same as it is now, while PMOS will be on the decline as a digital technology.

PMOS is the oldest of the MOS semiconductor processes, having its origin in dynamic shift registers in the late 1960s and dynamic memory devices in the early 1970s. It was comparatively easy to manufacture but now has such major drawbacks as: the requirement for two power supply voltages, rather than the single voltage now required for all other technologies; it is slow; it is very temperature limited; and it consumes appreciable power, compared to CMOS.

During the early 1970s, the more difficult to fabricate NMOS appeared on the scene just in time to catch the phenomenal growth of microprocessors and memory devices.

The major advantage of NMOS over PMOS is that its current carriers are electrons rather than holes. This is significant because the greater mobility of electrons means that the same-size NMOS transistor is two to three times

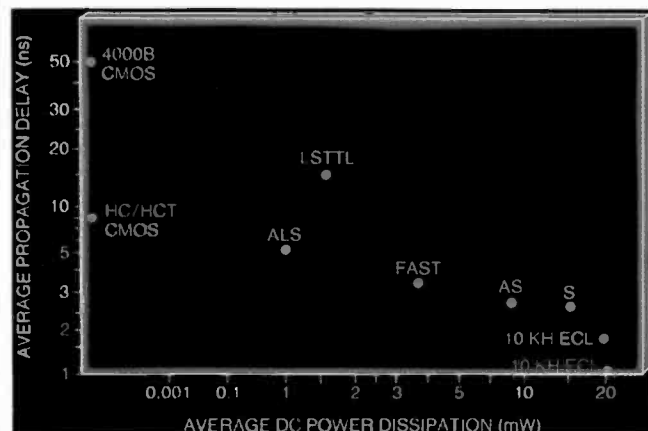
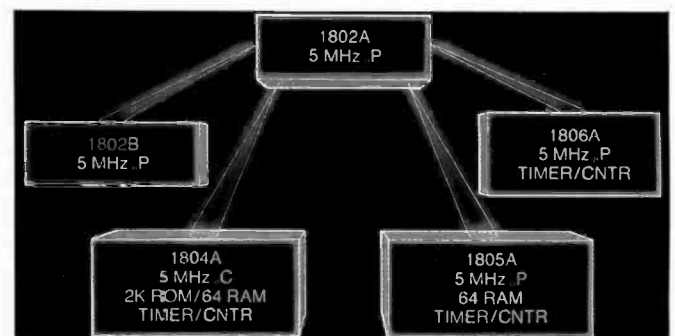


Fig. 2. (Left) Power dissipation of different types.

Fig. 3. (Below) Evolution of the CDP 1800 CMOS.



Now, Intel has introduced CHMOS™ (Complementary High performance Metal Oxide Semiconductor) whose speed-power product represents a six-fold improvement over their HMOS III technology, and a 25-fold improvement over HMOS technology used in 1977.

Currently, Intel is using this new technology in its 51C256H and 51C256L dynamic RAM chips capable of storing 256K x 1 bits of data. These devices are pin compatible with the recently introduced

#### 64K CHMOS and HMOS DRAMS.

The 51C256H features a Ripplemode cycle time of 65 nanoseconds, has a 120-nanosecond access time, and is designed for high-bandwidth applications such as graphic displays. Ripplemode provides the ability to randomly read or write up to 512 bits within a single row in one access. The 51C256L, also using Ripplemode, has an access time of 150 nanoseconds and requires only 230 microamperes for data retention, making this chip ideal

for portable computers.

Because of the high cell capacitance of CHMOS, soft errors are essentially eliminated. For example, these DRAMs are claimed to be over 100 times more resistant to soft errors than existing HMOS or NMOS 64K dynamic RAMs.

Since it is possible to access these chips at over 15 million bits per second, this makes the CHMOS DRAMs compatible with high-performance CPUs such as the Intel iAP286 operating at 8MHz. ◇

faster than its PMOS counterpart. Looked at another way, for a particular speed, an NMOS transistor is smaller than the PMOS version; hence, NMOS chips are smaller. NMOS also runs at lower threshold (turn-on) voltages and can operate from a single +5-volt supply, making it compatible with other logic technologies.

As a result of its advantages over PMOS, NMOS became, and still is, the leading technology for the fabrication of microprocessors, memory chips, and VLSI in general.

Interestingly, however, neither NMOS nor PMOS was much of a factor in logic "family" ICs (inverters, gates, flip-flops, counters) and other devices classified as small-scale integration (SSI). This vast arena was dominated by TTL bipolar technology. When the competition came from CMOS, the two logic semiconductor technologies split off into different applications areas, with TTL being used for high-speed computers and CMOS being used for most other applications.

Computers have been, and will continue to be, not only the fastest growing market in the electronics industry, but the major consumer of ICs as well. Though CMOS logic is used in computer systems, its current strength is in peripherals in which its slower operating speed can be tolerated. However, there are a couple of CMOS limitations that remain. The worst, called "latchup," is due to the smaller and smaller geometries used in the dense chips. New deposition techniques appear to be solving this problem.

#### Current Activity

Dramatic changes are now occurring in the semiconductor industry, including the reversal of the traditional roles of digital technologies. One of the most far-reaching is the emergence of a new class of very low power CMOS logic that runs at the same clock speed as the popular LSTTL (nonsaturating low-power Schottky TTL).

The speed/power characteristics of

the major semiconductor technologies used in logic devices are plotted in Fig. 2. Note that the new high-speed CMOS family is about 10 times faster than its conventional CMOS predecessor and is just as fast as LSTTL. While both CMOS and LSTTL operate at the same speed (typically 9-nanosecond average propagation delay time), the difference in quiescent power dissipation overwhelmingly favors CMOS.

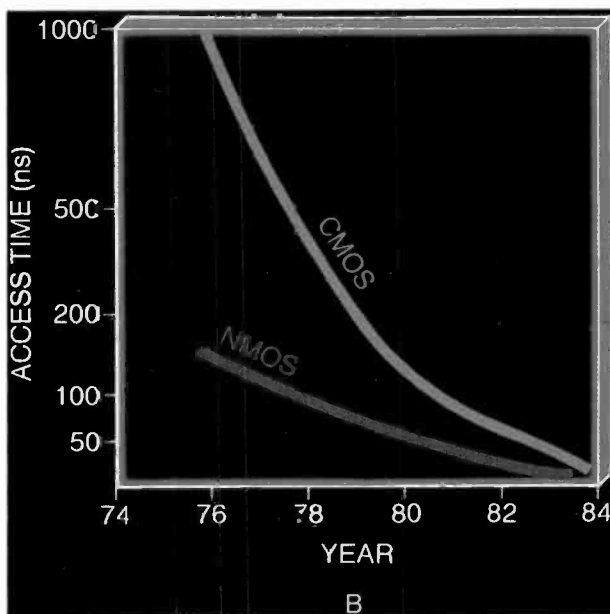
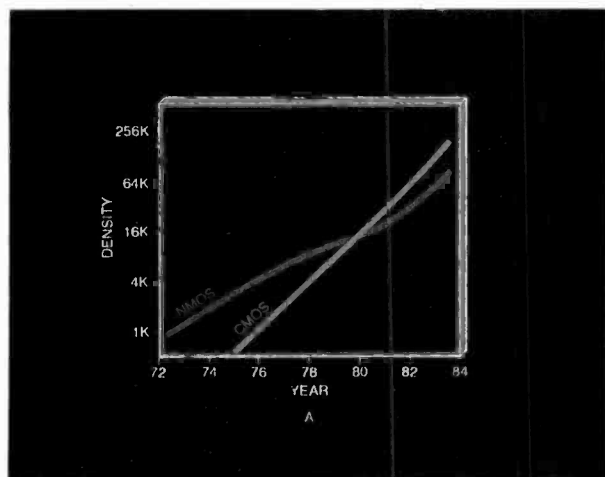
As shown in Fig. 2, dc power dissipation for CMOS is barely measurable on the power scale, while for LSTTL it is about 1.5 milliwatts. Generally, then, CMOS dissipates about 0.1% the quiescent power of LSTTL logic.

The arrival of fast CMOS has great significance to circuit designers. It makes possible, for the first time, bipo-

*Gene Patterson and James L. Magos are staff members of the Solid State Division of RCA.*

(Continued on page 108)

**Fig. 4. Density and access time for static RAMs of NMOS and CMOS.**







# Xerox PARC

## —Heroes of the micro revolution

*A look at the think tank where many feel it all began*

**BY MARTIN PORTER**

**W**HEN Apple introduced its Macintosh last winter, memories were stirred in scientists who have seen the personal computer grow up over the past ten years.

While the press extolled Mac's innovations—its mouse, high-resolution graphics, icons—the unit is actually reminiscent of a machine that predates personal computing altogether, the Alto. Although the Alto was not as personal as today's products in size or cost, it was a prototype for distributed processing. It also set the stage for such subsequent innovations as the local area network (LAN), laser printing, Smalltalk (a combination of a programming language and a graphics package), bitmap display and overlapping windows.

Alto and these corollary features originated where many other of today's leading-edge technologies have their roots: Xerox PARC. It is no surprise that the Xerox Palo Alto Research Center has an

aura of almost Olympian proportions in the microcomputer industry.

The numerous features that originated there are now widely exploited in the marketplace by firms like Apple and Microsoft, where outstanding Xerox alumni migrated as they scattered throughout the industry. Other PARC scientists are making their marks elsewhere as well: Convergent Technologies, 3Com, GRiD and DEC. Even though VisiCalc co-author Dan Bricklin never worked there, he commented that PARC is a national human resource. His statement is often repeated these days, even by Xerox executives who make sure you know they are only joking.

Today, however, Xerox isn't eager to talk about its premiere R&D facility

---

*Martin Porter is a contributing editor of PC magazine. He writes frequently about electronics for several publications.*

---

whose past is so much more celebrated than its present. Talking about the past isn't popular at any facility in an industry where last year already seems like the Bronze Age.

### **The Golden Age of PARC**


The personal computer business of 1984 was very much in gear at PARC ten years ago. The golden age of PARC occurred from 1971 to 1976. Then Xerox, fat from a decade of enormous growth and profits, gave the youngest and most talented computer scientists in the world a blank check and an opportunity to define the paperless office of the future. The Mansfield amendment in 1969 had dried up all nonmilitary Department of Defense money, pinching tight research programs at universities. An independent lab like PARC could only benefit. It became known as the best computer science department in the United States.

Bob Taylor is given credit for assem-



bling the staff at the computer science lab. He had been the administrator of the Pentagon's Advanced Research Projects Agency (ARPA), the U.S. space agency that preceded NASA. He is remembered as the man with the money at ARPA in the 1960s, when some argue the true golden age of computing occurred. At PARC he collected people the way a connoisseur might collect Tiffany glass. While he couldn't print money, he was able to offer creative freedom without pressure: no rush to get a product to market, no need to teach classes of undergraduates, no push to politic for tenure.

Taylor hand-picked the entire team. Smalltalk author Alan Kay recalls that the hiring period for any new employee took days and involved extensive evaluation of what that person could add. "Every new person was a celebration," he remembers. In fact, it was a commonplace in the industry that out of the top 100 PhDs in computer science in the country each year, General Motors got the most, followed by Bell Labs, but Xerox PARC




**Charles Simonyi wrote the Bravo editor while at PARC.**

got the 10 best.

PARC was guided by Taylor's idea that a think tank needed to be more a fertile medium and less an institution. It was mainly a matter of getting good people in and leaving them alone, according to PARC alumnus Alan Kay. "You just had to mix together the right combination of minds, and the result would be scientific dynamite."

Kay remembers Xerox PARC in the early 1970s as a place populated by wild-eyed scientists in their twenties. They were left to "follow their noses" without a marketing executive looking over their shoulders. They spent hours ruminating about the future in a lounge scattered with bean bag chairs and sought pro-



**Alan Kay conceived of Dynabook, the forerunner of Alto.**

gramming inspiration in the middle of the night from the video game precursor, Space War. "There was simply nothing we couldn't do," he recalls.

According to Larry Tesler, a PARC alumnus who went to work at Apple in 1980, "The main thing driving PARC was the realization that in 10 or 25 years you would be able to get a lot of power into a low-cost product." Taylor and his staff also realized that personal computing, not time-sharing or data processing, was the wave of the future.

According to Charles Simonyi, now at Microsoft but at PARC the author of the Bravo editor, the dream that was realized at PARC was that humans would be able to communicate with computers through graphics rather than through text, simply by pointing.

Communicating with computers in the most "human" way was what led many of the researchers to consider their Alto stations more as personal secretaries than as personal computers. As an in-joke some signed their memos "B. A. Ear," a name formed from the initials for Bravo and Alto and the code name Ear of the PARC laser printer. In fact, the elusive B.A. Ear has been credited in university dissertations on the work of PARC.

### Enter Alto

At a summer ARPA symposium Kay first conceived of Dynabook, the long-term project that bore as a first fruit, Alto. Kay had seen one of the first plasma panels at a lab at the University of Illinois. When he joined PARC that image became a prototype for a lap-size computer, very much like the popular TRS-80 Model 100, but even more like a Convergent Technology Workslate with a bigger screen. The dream machine could go on line, could store several million

characters, and had a touch-sensitive screen. It would come bundled with word processing, Smalltalk and even a video game or two.


Alto appeared then as an interim Dynabook. There had been previous attempts at building personal computers as early as the the 1960s at MIT's Lincoln Labs. What set Alto apart from early attempts was the emphasis its designers put on communication with the silicon beast and on developing its software.

The story of how the Alto was finally put together varies, depending on whom you talk to. The two most common stories, though, incorporate a bit of anti-establishment defiance: Either it was built—in three months in the spring of 1973—to disprove a research manager's statement that it couldn't be done or it was bootlegged against his wishes while he was out of town. Either way, the Alto was never designed as a marketable item, but as a prototype upon which the scientists could test out their software and hardware ideas. Even after several thousand machines were built and installed throughout PARC, at other Xerox facilities, and then in offices of the Federal Government, the machine remained out of production.

The basic system of the original Alto included a video display and a three-button mouse in addition to a standard keyboard and finger keyset, 2.5M byte disk, Ethernet interface, and 64K 16-bit semiconductor memory expandable to 256K. It looked like a sleek and contemporary workstation with a dishwasher-sized CPU built under its counter. It wasn't quite Alan Kay's Dynabook, but it was a start.

### The PARC Legacy

For Xerox the most important out-




**Larry Tesler left PARC to go to Apple and direct the Lisa Project.**



## Xerox PARC

come of PARC was laser printing: It has already become a business bringing in \$250 million a year for the company. It is expected to grow further with a new generation of low-cost laser printers next year. For the computer industry, however, PARC was a source of new products, ideas and inspiration. Dan Bricklin recalls, "a lot of people were turned on by that place even if they never worked there."

Bringing new technology to real life  
was never



**Bob Metcalfe invented Ethernet and founded 3Com Corp.**

the aim of the researchers at PARC. In fact, in the pursuit of marketplace realities several of the more prominent PARC alumni left to start businesses of their own or join more product-oriented companies. In their new settings they realized, in products and markets, potentials of ideas that had germinated at PARC.

Bob Metcalfe, the inventor of Ethernet, for instance, founded 3Com Corporation, which supplies Ethernet local area networks for IBM PCs and compatible computers, after he left PARC in

1980. Ethernet, which is one of 250 systems licensed from Xerox, transports information in "packets" along coaxial cable.

Establishing some sort of network with the Alto had been one of the earliest design aims of the PARC research team. Communication among computers for resource sharing was advanced by ARPA, in fact. The Ethernet was designed in consort with the Alto in 1973 and eventually interlinked the Altos within PARC and ultimately within the en-

tire Xerox Corporation.

Today Ethernet is generally agreed to be the industry standard for local area networks. The use of LAN is becoming an established business strategy, with companies as diverse as DEC and Apple using the Ethernet standard. Ethernet has brought modest revenues to Xerox and serves as the basis of the company's newest Xerox team office systems approach.

Metcalfe's company, 3Com, though, is catching more fish in its Ethernet. 3Com went public in early April with an

issue of over 2 million shares of stock. It is now shipping about 400 new Ethernets per month. In all it has shipped 15,000 of the connections since it began manufacturing them in March 1981. Most recently 3Com announced it will be the supplier of hardware to go into a Xerox Ethernet for the IBM PC and its compatibles.

One of Metcalfe's classmates, John Ellenby, also went from PARC to a more commercially oriented company. Now he is in charge of GRiD's Compass, an \$8000 high performance lap computer; at PARC he had been in charge of taking Alto II to the buyer. A test market of the plan was nixed by Xerox corporate in favor of the Xerox Star in 1980. The Star utilized Alto ideas, particularly icons, but has so far been a marketplace dud. Although Ellenby, like many, maintains that Xerox probably missed the boat in several product areas, he feels that the public underestimates the contribution that laser printing has had on the company. "Xerox was pioneering a whole new business. The fact that they didn't know it themselves is rather sad."

Larry Tesler left PARC to work for Apple in 1980. There he directed the Lisa project, which brought to fruition much of his work at PARC. At PARC he had devoted his main efforts to making Smalltalk a productive programming environment, as well as to improving such user interfaces as the mouse (which was not developed at PARC but by Doug Engelbart at Stanford Research Institute), and to making the use of graphics, icons and menus more convenient. The bitmap display, which Tesler has developed at Apple, coordinates every screen dot from a single chip and offers increased control and definitions. "It was something whose value Xerox PARC demonstrated on a relatively inexpensive computer (Alto costs about \$20,000) and Apple just bought it to a much lower-priced computer (Macintosh costs about \$2500). The style of user interface that was developed first as Smalltalk, we imitated. That includes using a mouse, overlapping windows and a command language relatively free of modes. Later the Star systems came out and we borrowed the use of icons... However, a

PHOTO OF CHARLES SIMONYI  
BY CLYDE KELLER  
PHOTO OF ALAN KAY BY  
NEIL REICHLINE  
PHOTOS OF LARRY TESLER  
AND BOB METCALFE  
BY MIKE CARR

(Continued on page 110)





# THANKS TO COMPU SERVE'S CB SIMULATOR, "DIGITAL FOX" ACCESSED "DATA HARI" AND PROCEEDED TO AN "ALTARED" STATE.

**The CB Simulator, where CompuServe Subscribers can Access Friends and Influence People on 72 Different Channels.**

Just pick your handle and get on line. From math to matrimony, there's always someone out there who speaks your language. Friends from all over the U.S. and Canada are at it 24 hours a day. Talking tech or just having fun. And if you've got a secret, just use the CB Scrambler.

That'll fool the "lurkers," those CB "see it all" who get their kicks by watching. Or you can always use the private talk mode for guaranteed one-to-one conversation.

The CB Simulator is just one of CompuServe's many electronic communications options that include a National Bulletin Board, Professional Forums and Electronic Mail. Plus, there's a world of on-line information and entertainment all for the price of a local phone call plus connect time.

You can access CompuServe with almost any computer and modem, terminal or communicating word processor.

To receive your illustrated guide to the CompuServe Information Service and learn how to subscribe, call or contact:

*Circle No. 33 on Free Information Card*

## CompuServe

Consumer Information Service, P.O. Box 20212  
5000 Arlington Centre Blvd., Columbus, OH 43220

**800-848-8199**

In Ohio call 614-457-0802

An H&R Block Company



# TAPE BACKUP FOR HARD DISKS



*New products that aid in the vital backup of fixed disks*

**BY ED TEJA**

**A**NDREW Seybold is worried about your data. It isn't safe stored on a hard disk inside your microcomputer. He and other experts who spoke at a recent forum on "Data Issues in Microcomputer Applications" issued warnings to people and businesses. If they don't take advantage of available technology to back up the data stored on hard disks onto some sort of removable media, they are in for a rude awakening. And it isn't just the possibility of a disk failure that you should worry about. Once you are happy with the promised MTBF (mean time between failures) of the drive, you should be aware of still other types of failure.

According to Tallgrass Technologies

Corp. president, David Allen, with the only copy of your data left inside the machine, you are vulnerable to losing it through a variety of catastrophies, including:

- operator neglect or error,
- equipment failure,
- disruption due to power loss or electrical interference.

The trend toward widespread use of microcomputers in big business makes the magnitude of the problem even more serious. Joseph Duncan, an economist at Dun & Bradstreet, estimates that over

*Ed Teja is a free-lance technical writer who often contributes to C&E.*

70% of firms with more than 500 employees have microcomputers. Over 80% of these micros, Duncan says, are used by professional and technical people. If you are using a microcomputer in your work or integrating systems for professional applications, you should learn right now what data-processing professionals have often learned the hard way—the most reliable fixed-disk drive can fail to protect your data.

#### **Scope of the Problem**

As the smaller Winchesters (particularly the 5 $\frac{1}{4}$ " drives commonly used in desktop computers) begin to provide more and more storage for fewer dollars, the task of backup becomes increasingly

ART BY CARL WESLEY



difficult. Backing up a 5M-byte Winchester disk with floppies might be reasonable; backing up a 40M-byte Winchester with conventional floppy diskettes is unthinkable. Both the incredible amount of time it would take to put 40M bytes of data on floppies and the large number of diskettes required should be enough to make you search for new alternatives.

But if diskettes aren't the best backup solution, what media can do the job? Tape, of course.

### The Perfect Backup Medium

The standard choice for backup medium in large computer systems has traditionally been magnetic tapes. Look in any bank's or insurance company's computer center and you'll see that they've invested thousands of dollars in tape drives. Tape drives, especially the newer models, boast three attributes that make them unusually attractive for backup:

1. They store large amounts of data in



A side view of the self-threading Interdyne drive.

a variety of convenient package sizes.

2. The medium is easily interchangeable, which makes it available for other systems.

3. Tape isn't prone to damage (you can mail tapes more easily than diskettes).

Generally speaking, therefore, magnetic tape is an ideal medium for archiving essential programs and data. So why haven't we seen more tape systems in the microcomputer market? Cost. Backup is an added expense. Only now that microcomputers are commonly performing business and work-related tasks is the safety of backup becoming what buyers might consider a reasonable expense.

### The Perfect Backup Device

What should you expect from a tape drive designed especially for data backup? What are the characteristics of the perfect backup device? Ray Freeman, management consultant with a special interest in tape drives, asked this question of a cross section of users and concluded that a reasonable backup device would cost between one-half and one-third of the price of the disk drive and

perform its backup chores (backing up an entire disk) in less than 15 minutes. From a practical standpoint, the time constraint (less than 15 minutes to back up the disk) means that you'll want to restrict your search to streaming recording. In streaming mode the tape drive

records at high speed (typically 90 ips) without stopping between data blocks. Thus the gaps between data blocks (the interrecord gap) can be quite small. To a streaming tape drive, these gaps are just markers. A 13-byte interrecord gap does the trick. There's no need to worry about stopping the drive. In start/stop drives, however, the drive does stop at the end of every block. Thus the gaps have to be large enough to allow the drive time to stop. The interrecord gap on a typical start/stop drive has to be


960 bytes. Consequently, streaming drives make much more efficient use of available tape than start/stop drives. How much of a difference overall? A streamer will use 97% of the tape for data, whereas a start/stop drive recording 512-byte blocks will use only 35% of the tape for data. The rest is overhead of one sort or another.

If you are selecting a backup device for a microcomputer, you'll make your choice from one of three categories:


- storage subsystems,
- tape cartridge drives,
- other tape systems.

### A Complete Package

The subsystem category is the easiest to understand, partly because someone else does the bulk of the work for you. A manufacturer packages both the hard disk and some form of backup in a single package. Typically, a single system command instructs the subsystem to back up the hard drive at the end of the work day. But developing subsystems for microcomputers is tricky. Although the success of a design depends a great deal on the ultimate end-user pricetag, it must be every bit as reliable and easy to use as those designed for larger computer systems. To produce good equipment the

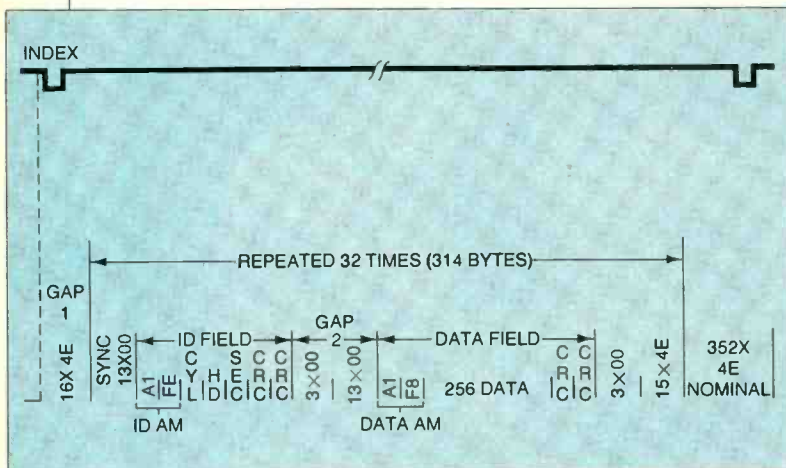


Interdyne's 40-megabyte 3 1/4" tape drive.

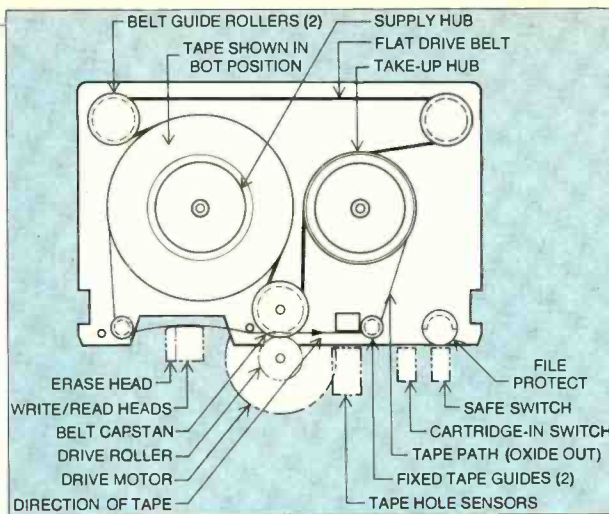


Interdyne's drive uses a single-reel tape.





**Fig. 1. A disk format of 256 data bytes/sector.**



**Fig. 2. Makeup of a tape cartridge.**

subsystem designer has to be innovative.

Tallgrass Technologies Corp. begins putting innovation to work in a controller design that makes the most of whatever disk drive is used. The firm's Hardfile technique formats the disk in track, rather than in sectors. In a normal disk format of 256 data bytes/sector (Fig. 1), each sector contains 58 bytes that aren't data—these bytes (called overhead) are used for spacing and providing information such as address marks. A 256-byte sector, therefore, actually takes up 314 bytes of the available space in the track. Multiply this overhead times the number of sectors per disk and the overhead penalty mounts up quickly.

A typical 5¼" Winchester disk can store 10,416 bytes/track, but after formatting (with 256-byte sectors) it can store only 8912 bytes/track. How does this work in practice? On a small Winchester disk drive that furnishes 12.7M bytes of unformatted data space, a conventional 512-byte sector format produces 10M bytes of storage; Tallgrass's Hardfile approach produces 12.5M bytes of storage.

Thus, Tallgrass's subsystems give your system an improved ratio of cost/M byte—a conventional method of measuring the cost-effectiveness of competing storage techniques—over many other techniques without doing anything but looking at data storage differently.

You could, of course, create a system that would reap these benefits yourself. Just do what Tallgrass did. But then you'd have to write the software and develop the hardware to support these nonstandard data structures. The point of the subsystems is that the strategy has been developed and debugged for you. The unusual format is transparent to your computer system. To put these savings into a clear perspective, consider that the firm's TG-3006 subsystem combines a 6M-byte hard disk and 20M bytes of cartridge drive storage for a retail price of \$2995. An interface package, including interface hardware (the card plugs into any expansion slot) and software, costs \$149 for an IBM PC/XT and \$169 for Texas Instruments' Professional Computer. For more disk-intensive applications the firm offers subsystems

that provide as much as 140M bytes of hard disk and 60M bytes of tape backup (\$9495 retail).


Another advantage of subsystems is that they offer a means of performing data backup without host computer intervention. This means that a single command can instruct the subsystem to take care of backup. A built-in buffer memory large enough to hold an entire 10K disk track lets transfers take place at high speed. And the buffer aids normal system performance as well, holding the entire track in memory for DMA transfers of data to the host computer.

#### Cartridge Drive Technology


Data subsystems are quite useful, but they don't meet every microcomputer system's needs. A bare tape drive can prove more effective if, for example, your system already has a hard disk and all you need is backup. Adding a tape drive means that you can select the exact tradeoff of performance and cost.

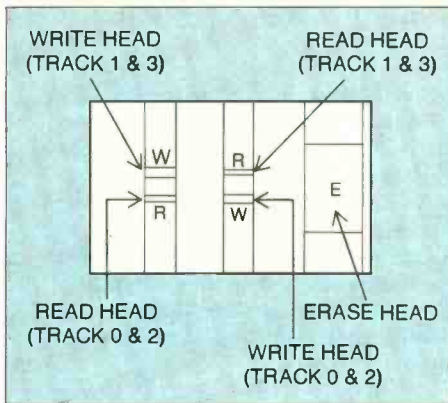
The most popular tape drives these days are the ¼" streaming cartridge

**Fig. 4. Wangtek 5000E cartridge drive.**



**Fig. 5. Northern Tel's MTC/6109 stores 75M bytes.**





**Fig. 3. Read-after-write head.**

tape drives. The cartridge developed by 3M in the 1970s (Fig. 2) contains a mechanical system of belts, guide rollers and capstans. Putting tape in a cartridge makes it easy to use. Most of the drives make use of the industry standard DC-600 and DC-300 tape cartridges.

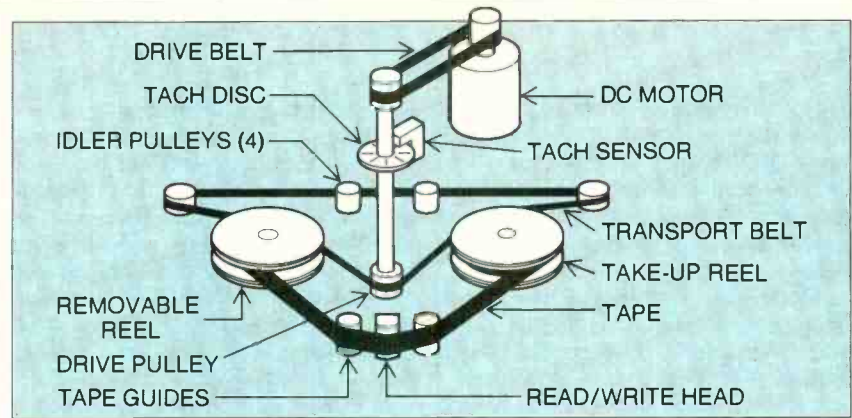
Today's cartridge drives can provide performance to match your backup needs. Archive Corp., for example, offers tape drives that can back up 40M bytes of disk in eight minutes and back up 20M bytes in four minutes on 9-track tape. Its 4-track models can back up 20M bytes in four minutes, running at 90 ips, and 12 min, running at 30 ips. Even including the time to change the cartridge, it takes only nine minutes to back up a 40M-byte disk using a 20M-byte 4-track cartridge running at 90 ips. Because the drive uses separate read and write heads, with the read head following the write head (Fig. 3), error checking can take place dynamically.

Tallgrass carries its unique views on formatting over to tape as well. Unhappy with the proposed QIC standard (see the box entitled "Setting Standards"), Tallgrass defined the PC/T-11 (personal computer tape) format, which puts 60M bytes of storage on a standard DC-600A

cartridge. This format blends start/stop and streaming formats together, providing smaller interrecord gaps than typically found on start/stop drives, yet furnishing an ID for each record. These records act as markers that the drive can use to define the location of an individual record. Thus, even though you are using the drive for high-speed backup, you can still replace individual records on the tape. Other manufacturers—Archive, Data Magnetics and Wangtek—have signed an agreement to use PC/T-11 as a standard format.


The HCD-75 Data Cartridge System from 3M's Data Recording Products Division uses cartridges for both start/stop and streaming backup modes. This lets you use the drive as more than just a backup drive. With start/stop recording, access to data is slower than it would be with a disk drive, but it is usually much quicker than access to data on a streaming drive. In harsh environments, the ruggedness of cartridge tape can outweigh its slowness in acting as the primary storage device. The drive can transfer data at 35K bps and features either a proprietary 3M interface or a SCSI controller.

Wangtek's enhanced 1/4" cartridge



**Fig. 6. Interdyne's device uses a self-threading system.**

**Fig. 7. Tandon's TM951 puts 50M bytes on a reel.**



drive, its Series 5000E (Fig. 4), can use either a DC300XL (450') or DC600A (600') cartridge to store from 20 to 60M bytes. The transport senses the type of cartridge you've inserted and automatically makes the necessary adjustments, such as modifying the bias voltage to compensate for different light transmis-

### TAPE DRIVE MANUFACTURERS

**Archive Corp.**  
3540 Cadillac Ave.  
Costa Mesa, CA 92626

**Entrepo**  
1294 Lawrence Station Rd.  
Sunnyvale, CA 94086

**InterDyne**  
157 Topaz St.  
Milpitas, CA 95053

**Irwin Magnetics**  
2311 Green Rd.  
Ann Arbor, MI 48105

**Memtec**  
Keewaydin Dr.  
Salem, NH 03079

**Northern Telecom Inc.**  
Memory Products Div.  
100 Phoenix Dr.  
Box D  
Ann Arbor, MI 48106

**Tallgrass Technologies Corp.**  
11100 W. 82nd St.  
Overland Park, KS 66214

**Tandon Corp.**  
20320 Prairie St.  
Chatsworth, CA 91311

**3M**  
Department DR83-25  
Box 33600  
St. Paul, MN 55133

**Wangtek**  
41 W. Moreland  
Simi Valley, CA 93065



sivity characteristics. The drive also positions the head to the center of the tape's QIC-24 track reference burst to eliminate head-alignment problems. The automatic head-alignment will compensate for differences among machines up to 0.011".

Another drive that changes its operating parameters according to the cartridge comes from Northern Telecom. Its MTC/6109 (Fig. 5) stores 75M bytes on a 600' cartridge and 45M bytes on a 450' cartridge and is fully compatible with the 9-track QIC-24 standard. A 12-track version of the drive (Model MTC/6112) can store up to 100M bytes on a 600' cartridge and still read 9-track QIC-24 recorded tapes.

These are but a few of the drives on the market using standard cartridges. If you've got the space these drives require, you should easily be able to find one that meets any reasonable performance needs.

Sometimes space is the most important system resource. Small becomes not only better, but essential. For those applications, Memtec Corp. has opted to use a smaller-than-standard cassette for its 40M-byte Model 440 as well as its half-height Model 420 (20M bytes) and Model 410 (10M bytes). The front-loading cassette drives can back up 40M bytes (Model 440) or hard disk in nine minutes. It takes four minutes to back up 20M bytes of data on a 4-track tape.

The media for 40M-byte storage is a 450' 9-track cartridge that uses 0.15" tape. The cartridges sell for \$5 and are intended to last for five years (or 20,000 passes).

There are only three moving parts in the drive transport and two moving parts in the cartridge. This simplicity contributes to the drive's reliability. The manufacturer boasts a 7000-hour MTBF.

Irwin Magnetics puts 10M bytes on

DC-600 media, but in the smaller DC-100A sized cartridge. The entire drive fits in the same space as a half-height 5¼" floppy disk drive and interfaces to an SA450 standard floppy disk interface. The Model 110 is suitable for use in transportable computers. And Irwin goes itself one better with its Model 210. Using the same cartridge, interface and storage density, the unit takes the space of a 3½" drive.

### Other Magnetic Tape Alternatives

The search for lower cost storage has led to interesting solutions. At Entrepo, designers began with a smaller-than-average cartridge and tied the ends of the tape together to form an endless loop. The cartridge, dubbed a Microwafer, is about the size of a standard business card, but thicker.

Entrepo's Microwafer tape transport can access data easily, yet its construction requires a minimum of moving parts, which helps to keep costs down. When you insert the data cartridge into the drive, the capstan presses through the tape against a rubber wheel mounted in the cartridge. When the capstan turns, it turns the wheel and pulls the tape from the reel.

The Microwafer drive isn't in volume production yet, but the firm hopes to produce them for under \$50. Each \$1.50 cartridge stores up to 128K of data (a 62' tape formatted in 512 byte sectors). A 10' tape cartridge could store 17K of data.

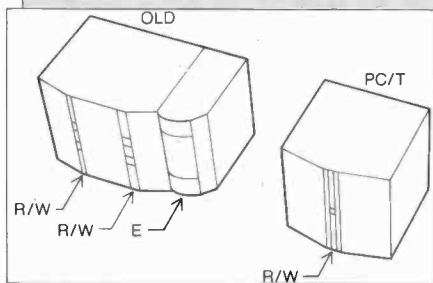
The search includes formats other than tape cartridges. One possibility is a throwback to reel-to-reel tape. Tape drive manufacturers moved to cartridges in the first place because of their convenience, but with today's technology, packaging tape in a cartridge isn't

*(Continued on page 96)*

## OPTIMIZING HEAD DESIGN

**T**ALLGRASS Technology sees weaknesses in the complex head designs that other manufacturers use in their cartridge tape drives, especially the configuration

**Tallgrass's new head design is shown at the right.**



found in the form of the QIC standard. The standard calls for a head with two read gaps, two write gaps and an erase gap—five gaps total. As a result, the head is costly, and maintaining azimuth between the gaps proves difficult. Thus you'll find a simpler head, with a single gap, in Tallgrass's own tape drives. The head actually overwrites a tape, rather than erasing it.

The three crowns of the more complex head, shown in the diagram, divide the tape tension. But the tension in a cartridge is already quite low. Divided in this manner, it's rough to keep the tape in reliable contact with each crown. With the single crown, the problem doesn't exist. ♦

**U**NLIKE most computer peripheral industries, the cartridge-tape manufacturers have established some standards that make the interchange of data between machines not only possible, but practical. The working group for data cassette compatibility, D/CAS, has established several standard recording and interface standards that it hopes will promote the use and acceptability of cassette-tape products.

The hardware standard is called the QIC-02 (quarter-inch cartridge). The standard provides a minimal in-


## SETTING STANDARDS

terface for the drive's basic functions but still allow a great deal of variety in implementing special functions. It works with a majority of existing controllers and provides a basis for system designers who don't want their products to be made obsolete by improvements in backup technology. A system with a QIC-02 interface should prove to be a safe bet.

For those who want to ensure that data recorded on one cassette machine can be accessed by another machine—perhaps in another system at a later date—the QIC-24 specifies

a precise recording format. This 9-track standard includes a reference burst on track zero that individual drives can use for dynamically aligning the head before playing data back. This reference burst will reduce off-track errors that occur over time. The format is group-coded recording (GCR), which uses two 4-bit nibbles encoded into a 5-bit word. Each W shown in Fig. A denotes a 5-bit word.

Laying out the tracks in a serpentine fashion (Fig. B) puts the beginning of track 1 at the same end of the tape as the end of track 4. This allows



# DATA ARCHIVING

**BY ROBERT HONE**

**I**F you have a messy desk like mine and sometimes leave your floppy disks in the clutter, you're asking for trouble. A floppy disk left flat on a desk can easily be pushed under a telephone, where one ring can obliterate the data on it. There are ways to considerably reduce—or even eliminate—the hazard of lost data. Here, we'll explore the hazards common to floppy disks and detail some of the steps that can prevent recorded data from being irretrievably lost as a result of carelessness or accident.

## The Causes

Information is stored on a floppy disk as tiny magnetic charges in the oxide coating. A disk drive changes the magnetic fields with a small, precise electromagnetic device, called the drive head.

Disk drive heads aren't the only devices that produce magnetic fields. *Any* electromagnet produces a field that can affect the data recorded on a disk. Typical examples include the deflection system in a TV receiver, the electromagnet that rings the bell of a telephone, and any electrically driven motor. As a rule,

these electromagnets are large compared to the disk drive head and aren't very precise. When a floppy disk gets too close to them, say, within six inches, any data on the disk is either erased or rendered useless.

Data on a floppy disk can also be lost through contamination of the recording medium by dust, fingerprints, smoke, and other foreign matter. A typical dust or smoke particle can render many bytes of data useless by blocking the drive head when an attempt is made to read that portion of the disk and can permanently damage the disk medium and head with scratches. Likewise, oil on fingers can interfere with the reading of data by placing a film on the medium that can prevent the drive head from making contact with the recorded surface. To protect against such contamination, floppy disks have inner woven linings that are designed to pick up dust and oil. Additionally, most of the sensitive medium itself is covered by plastic, with only small selected areas showing through.

Heat is yet another hazard for floppy disks. It doesn't take much heat to de-

stroy a disk. As little as 120° F can seriously warp the Mylar material on which the oxide is deposited and which contains the recorded data. Therefore, don't leave floppy disks by a window, on a radiator, in a car, or near any other heat-generating device—period!

## Disk Storage

The simplest way to store floppy disks is in the cardboard boxes in which they came. Doing so, however, can eventually lead to just the kind of problem you wish to avoid. Opening and closing the box fatigues the cardboard, which breaks down into a fine paper dust that can easily contaminate any disks stored in the box.

Much better approaches to storing floppy disks can be had with other storage devices. For \$10 or less, you can obtain a plastic diskette filing box that reduces the possibility of contamination by dust and other airborne particulates. These boxes each hold about 20 diskettes and usually have dividers. They're available in a wide range of colors, which helps in organizing your disks according to software type.

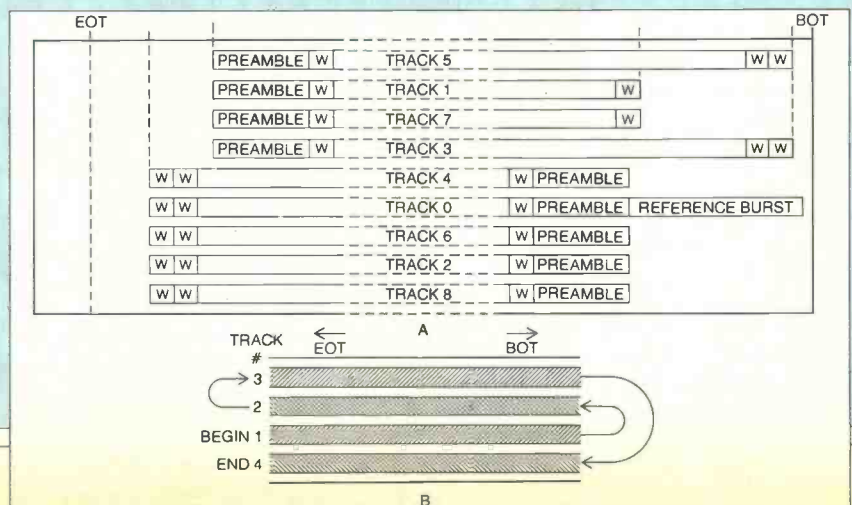
*(Continued on page 96)*

**Figs. A & B. Layout of the QIC-24 standard system.**

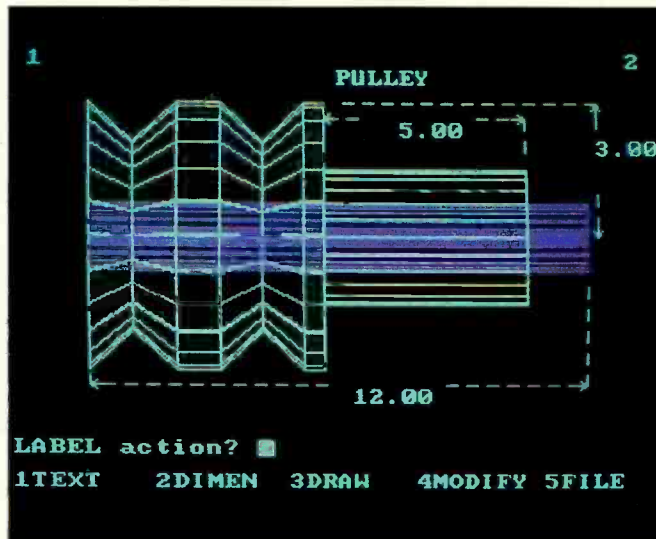

the drive to continue reading or writing data without waiting for a costly tape rewind.

The D/CAS group has also introduced a variation of the QIC-24 standard, called D/CAS-6. It defines a 4-track tape, preferred by some 1/4" cartridge tape users. This standard has been submitted to the American National Standards Institute for consideration as a standard.

For more information on the QIC standards or D/CAS group, contact Freeman Associates, 311 E. Carrillo St., Santa Barbara, CA. ◇







# ENGINEERING DESIGN ON MICROS

*New software and hardware give micros the power of expensive engineering design systems*

**BY ALEX LEE**

**W**HEN CAD and CAE—computer-aided design and computer-aided engineering—are in the picture, usually minicomputers or mainframes are somewhere in the background. Sophisticated workstations for drafting and analysis ordinarily require the support of powerful computers. Now, however, personal computers are edging into the engineering workplace by performing tasks ranging from drafting to design of integrated circuits. In fact, clever software engineers have designed packages for personal computers (mostly the IBM PC) that are giving those units capabilities found until recently only on workstations that cost as much as \$50,000.

In its broadest sense computer-aided design includes any use of computer graphics for architectural or engineering design or drafting. For electronic applications, like printed-circuit or IC design, computer-aided engineering is the term. Using the data derived from CAE sys-

tems in physical production is called computer-aided manufacturing (CAM).

Engineers have been using CAD and CAE for years with peripheral equipment linked to mainframes. With this technology, they can create and quickly manipulate either solid or wire-frame representations of objects. CAD is a powerful tool because it allows them to change their designs interactively and immediately see the results of their changes.

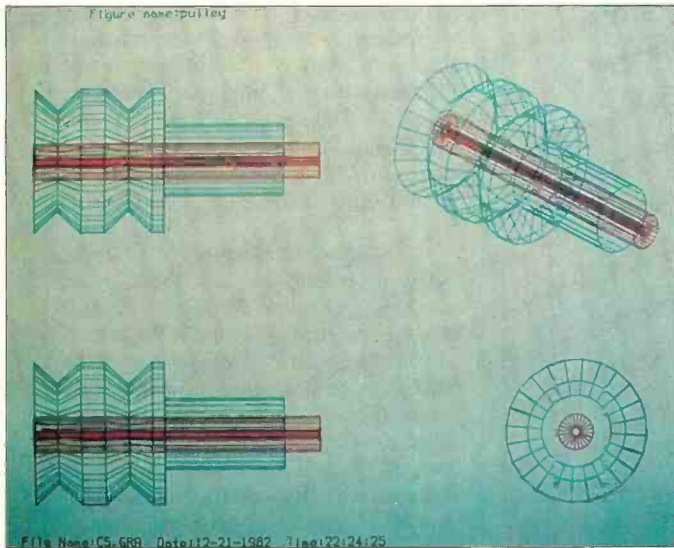
Of course, mainframes can support CAD activities beyond the capacities of PC CAD systems. Most PC CAD systems can only create wire-frame figures, and those in only a few colors. Greater CPU power and larger data storage are needed for the megabytes of data that many-colored solid representations may need. In addition, the resolution in pixels

*Alex Lee writes frequently on industrial applications of computers.*

is much lower in PC CAD than in mainframes. Moreover, engineers limited to PCs cannot analyze figures using finite-element analysis, which can be done on a mainframe. By that means they can define with mesh sections individual elements of a figure for stress and other forces.

For budding architects, engineers, and drafters, however, a PC-based system is probably sufficient. Even though these fledgling systems do not have all the speed or capabilities of full-blown workstations, for many engineering tasks they will be adequate. Most of the sophisticated CAD functions that only mainframes can handle are rarely utilized, anyway.

For CAD applications, a PC will usually need 512K bytes of RAM, a hard disk, and a coprocessor. The user enters data into these systems either with a lightpen or a digitizing tablet. (These two means of data entry are common to mainframe and PC CAD systems.)



In the three photos at the left, the Space Tablet is used to draw a pulley. Thirteen digitized positions are required—one to identify the axis and 12 for the ring structures with the same axis. In the center photo, the dimensions and text labels are added to the drawing. At the immediate left is the plotter output showing top, front, and isometric views of the pulley.

Of course there are differences among the various PC CAD systems. Some are sold as unbundled software; some as graphics engines; some as turnkey setups. Applications also range from 2D to 3D to IC design.

#### Autodesk's AutoCAD

Autodesk, Inc., of Mill Valley, CA, markets its AutoCAD program for precision and freehand drawing in two dimensions for 15 different microcomputers and more than 30 peripherals. AutoCAD has sophisticated capacities. It can pan, zoom, copy and move objects, rotate them, erase them and also store them. AutoCAD also has the capacity to redraw quickly and repeatedly any figure entered into the system's database in any desired rotation and x-y scaling.

The system lets the user draw points, lines, traces, arcs, circles and irregular shapes. Repetitive patterns can be gener-

ated automatically, and text can be integrated into drawings. Lines and tracings may be drawn to the resolution of the display or plotter used. In addition, the system calculates the correct ending angle on each segment of a multiple-segment trace. Circles can be created either by specifying a center point and radius or by citing any three points that lie on the circumference. Arcs, likewise, can be drawn by specifying three points. A designer can also fill in quadrilateral or triangular sections.

An ASCII drawing-interchange file format permits AutoCAD drawings to be used with other programs. As a result, drawings can be transferred to other computers via modem. Drawings created with AutoCAD may also be sent to professional CAD systems built by Intergraph Corporation in Huntsville, AL.

AutoCAD is written in the C language for systems ranging from the CP/M-80 machines having 8" floppy disks to the IBM XT. It costs \$1000 for

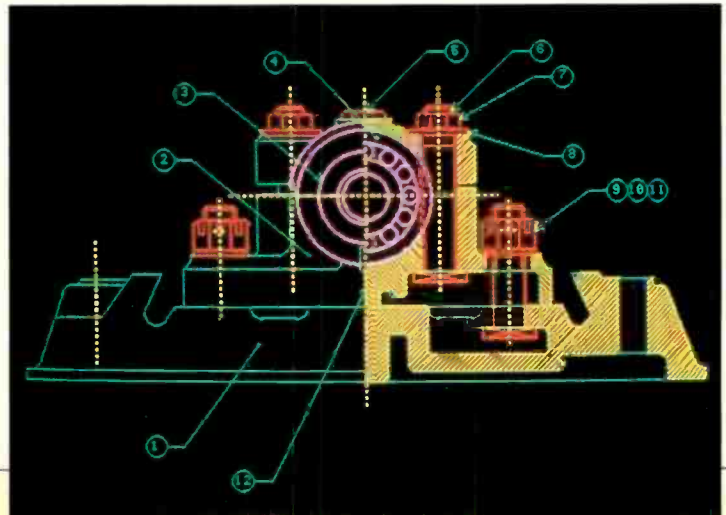
the standard setup and \$1500 for setups that include dimensioning, cross-hatch pattern fill, partial delete, axis commands for ruler lines, sketch modes, and a units command for both dimensions and coordinates in feet and inches.

This type of software gives the user little more than line sketches. Anyone who desires the third dimension will need to look further.

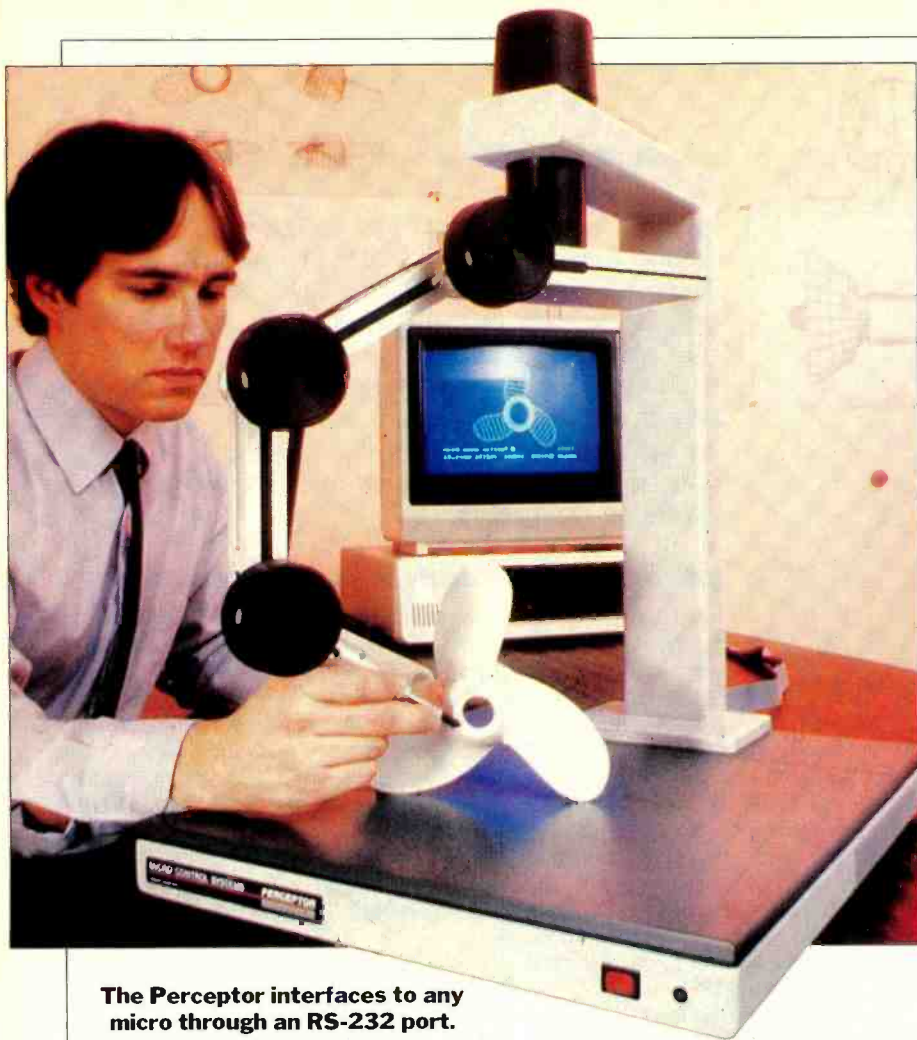
#### IGC's High-Resolution Graphics System

IGC, Inc., of Hauppauge, NY, is well-known for its high-resolution graphic systems. It offers a 3D turnkey setup that can create solid images and manipulate them without host intervention. The system costs under \$30,000. It integrates the firm's RGC-1000 high-resolution controller and software from Cubicomp Corporation, Berkeley, CA. It uses an IBM PC with at least 512K bytes of memory, an Intel 8087 coprocessor, keyboard, command monitor, RGC-1000 display generator and a high-resolution 19" monitor. Special features of the controller allow an operator to zoom, pan

A typical application on the Mindset computer is Caddraft—on the left is an architectural site plan showing a building and landscaping; on the right is a cross section of a ball bearing assembly.







**The Perceptor interfaces to any micro through an RS-232 port.**

and window any portion of a 3D image without host-computer intervention. The system also includes a 16-bit DMA interface that permits the PC to talk directly to the display generator at 170K words/second.

With the Cubicomp software, a user can create complex solid-model geometries, remove hidden lines and hidden surfaces, execute smooth shading, do anti-aliasing, move the light source, clip, and insert text.

An interactive menu-driven command structure makes it simple to represent an object, which is displayed with a resolution of 1280 by 1024 pixels with up to 256 colors from a palette of 16.7 million available colors.

The RGC-1000 can be ordered to zoom, flip or pan the image across the viewing screen into as many as four independent windows, each of which can display a portion of the image.

#### **MicroControl System's Space Tablet**

For some applications, three dimensional drawing, even in millions of colors, isn't enough. MicroControl Systems, Inc., Vernon, CT, manufactures 3D digitizing equipment that transforms

the IBM PC or Apple IIe into a remarkable engineering tool. Through its Space Tablet, a mechanical 3D digitizer, and Advanced Space Graphics software, the system can depict an image of a solid so exact that it can be altered, measured, and experimented on.

Like other CAD programs, this one can scale, rotate, and move images about an axis, duplicate a figure, even in mirror image, draw arcs and circles, examine simultaneously three orthogonal views of an object, add text, automatically dimension angles and lengths, and drive several plotters and printers. Drawings or models can be copied by tracing physical objects. Alternatively, the tablet can be used as a 3D joystick to create imaginary shapes. The complete system costs \$1995.

The Space Tablet has many applications. A sensor or probe can be attached to its arm to perform 3D field mapping. For example, a thermometer attached to the tablet arm can be used to measure the temperature of hot air generated by a hair dryer. The 3D isotherms can be produced by interactively positioning the arm and recording its coordinates. Other types of data can also be mapped with this method. For applications that re-

quire more rigor and more flexibility, MicroControl System's Perceptor digitizing arm offers 7-mil resolution. It can interface with any computer because it includes a Z80 microprocessor that can send digital data to any computer with a serial port. The system costs more than Space Tablet: \$9500.

#### **Mindset Computer**

Among graphics engines, the Mindset computer, from the Mindset Corporation, Sunnyvale, CA, is one of the best; it sells for \$2495. It is compatible with the IBM PC and has enhanced computing power for image processing and bit-mapped color display. It relies upon the Intel 80186 microprocessor, which is augmented by two custom microprocessors. Mindset can support a resolution of 640 by 400 pixels and can display 16 colors out of 512 when the resolution is reduced to 320 by 200 pixels.

#### **Chancellor Computer's Symgraph/Cadgraph**

For a user more interested in depicting schematics, printed-circuit boards, and even ICs than in creating 3D images, other systems offer effective features. Though many circuits designed with these systems have to be bread-boarded to be tested, these programs enable engineers to set everything up and in many cases download the information to larger CAE systems.

Chancellor Computer Corporation, Mountain View, CA, offers a complete setup for schematic and printed-circuit board design on the IBM PC/XT. A medium-resolution system costs \$13,500 and contains a schematic editor, a net-

#### **Drawing with the Space Tablet.**





**ATARISOFT. All the hits your computer is missing.**

It's showtime.

Time for ATARISOFT™ to show you six exciting, brand new games that are destined for stardom.

Games that can be played on your Commodore 64, IBM PC and Apple II. (Some titles available on IBM PC jr. and VIC 20.\*)

First, there's *Gremlins*! based on the characters from the original film presented by Steven Spielberg.

Then there's *Crystal Castles*™ where Bentley Bear™ journeys through all sorts of tantalizingly difficult paths and ramps in his endless quest for gems.

In *Donkey Kong Jr.* 2 by Nintendo, Junior tries to rescue his father against immense odds. And speaking of Donkey Kong, there's also *Mario Brothers* 2 by Nintendo. This time, Mario and his brother Luigi battle creatures on four levels of floors, encountering all sorts of treacherous enemies.

In *Track And Field* 3 you can compete by yourself or

head-to-head with another player. But each player must beat qualifying times, heights and distances before they can compete in each of the grueling six events.

*Typo Attack* is the much-acclaimed, fun-filled program that

allows you to enjoy developing your typing skills at any level.

And still playing to the delight of audiences everywhere are *Pac-Man* 4, *Ms. Pac-Man* 4, *Jungle Hunt* 5, *Battlezone* 6, *Donkey Kong* 2 by Nintendo 2, *Centipede* 7 and *Pole Position* 8.


So, if you've been searching for ways to entertain your Commodore, Apple or IBM, treat it to one of the best shows in town, one of the hits from ATARISOFT.

And don't forget the popcorn.

ATARISOFT products are manufactured by Atari, Inc. for use with various computers and video game consoles. ATARISOFT products are not made, licensed or approved by the manufacturer(s) of those computers and video game consoles.

\*Titles available on IBM PC jr. are Ms. Pac-Man, Centipede, Donkey Kong, Moon Patrol and Typo Attack. Available on the VIC 20 is Typo Attack.

1. © 1984 Warner Brothers, Inc.; 2. Trademarks and © Nintendo, 1982, 1983; 3. Trademark of Konami Industry Co., Ltd., © 1983 of Konami; 4. Trademarks of Bally Mfg. Co. Sublicensed to Atari, Inc. by Namco-America, Inc.; 5. Trademark and © of Teito America Corporation 1982; 6. Engineered and designed by Namco Ltd., manufactured under license by Atari, Inc. Trademark and © Namco 1982; 7. Trademark and © Williams 1982, manufactured under license from Williams Electronics, Inc.



**MARIO BROS.**

ATARISOFT  
APPLE II

**DONKEY KONG JR.**

ATARISOFT  
IBM PC

**TRACK & FIELD**

ATARISOFT  
COMMODORE 64


**CRYSTAL CASTLES**

ATARISOFT  
APPLE II

**TYPO ATTACK**

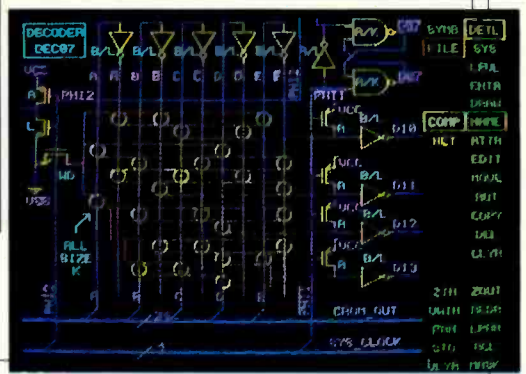



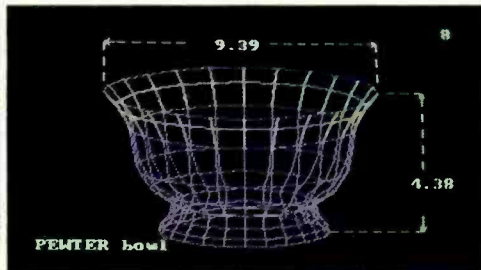

ATARISOFT  
IBM PCjr

**ATARISOFT**



**SIX NEW HITS  
ARE COMING  
SOON TO A SCREEN  
NEAR YOU.**





**Clockwise from top left: PC Logs, Space Tablet, Cadgraph, PC Caps, PC Cards, and Symgraph.**

list extractor, and also a layout editor.

The Symgraph schematic editor is used for both schematic entry and symbol creation. In the schematic entry mode, the package acts as a hierarchical wiring editor that supports the representation of electronic designs at multiple levels: function, block, gate, and discrete device. In addition, it may also be used to draw block diagrams and flow charts.

A menu prompts the user, who selects options with a mouse or digitizing tablet. The user can then create and modify menus or choose items out of a library of standard logic, discrete and TTL components provided with the editor. It is also possible to create new symbols and enter them into the database. Moreover, text can be associated with the symbols or wires.

The software also lets the user manipulate the image as a 2D drawing system does through commands including COPY, MOVE, ROTATE, PAN, and ZOOM. Information can be taken from the schematic editor and transferred to a net list, which is a listing of the nodes in a circuit that must be connected by wires. The net list extracts information for the schematic database and generates a bill of materials. It also lists the pin connections for every node.

Once the schematic is completed, the

engineer can use it to generate pc board artwork through the Cadgraph documentation package, which supports boards having up to 50 layers.

A user can also define power and ground planes as well as drill points, solder masks, and hole sizes. A library of predefined component patterns permits the generation of artwork that may be

**There is a mainframe quality in the PC Logs package, which is an interactive logic simulator**

used to create a pc board. Once the design is complete, it may be output to a printer.

**Personal CAD Systems**

Personal CAD Systems, Inc., of Los Gatos, CA, goes one step further, offering packages for the IBM PC and links for every phase of design and even some of simulation. It includes drafting tools, which could be used by the engineer designing a device, and electronic packages, that let the engineer work electron-

ics within or around this device.

Three packages are available for electronic design: PC Caps, PC Cards, and PC Logs. Accompanying these packages are utilities to organize and update the database once changes are made to the design.

PC Caps is a schematic capture package with many of the features of professional workstations. It can help an engineer to lay out a circuit or check against wiring mistakes, such as shorts or design-rule errors. One helpful feature is its ability to stretch like a rubber band fastened at one end, when dragging a component around the screen with all its connections intact in real time.

PC Cards provides similar features for pc board layouts. It supports the creation of multiple-layer pc boards, can build traces in a rat's-nest fashion, and check for design errors. It taps the data in the PC Caps and PC Nodes packages, which generate a net list from PC Caps, to create a finished board.

There is a "mainframe quality" in the PC Logs package, which is an interactive logic stimulator. As any designer knows, coming up with a design and building it is only going half the way. A breadboard prototype will always reveal success or failure. With PC Logs, a de-

*(Continued on page 107)*

# BEFORE YOU BUY ANOTHER PIECE OF SOFTWARE

## CONSULT THIS BUYER'S GUIDE

Selecting the programs, systems and games for your personal computer can be an ordeal. You want the best package that's compatible with your system—*at the right price!*

LOOK NO FURTHER. THE OLYMPIC EDITION OF THE *CREATIVE COMPUTING 1984 SOFTWARE BUYER'S GUIDE* IS HERE!

The Editors of *CREATIVE COMPUTING* have awarded the Olympic Gold, Silver and Bronze medals to the leading software packages in the following categories:

- Full-feature word processors
- Home word processors
- Education: Pre-school, Elementary and Secondary
- Spreadsheets
- Database packages
- Games

Full descriptions, product reviews and screen photos of each award winner make this the definitive guide to the leading software of 1984!

In addition to the Olympic Ratings Guide, you'll find:

- A complete directory of software products with full program descriptions, system requirements and prices, PLUS
- A full listing of software



manufacturers, with names, addresses, types of software made and compatible hardware for each product!

If you own an Apple, Atari, Commodore 64, TRS-80 Color Computer, or any IBM PC, and you're in the market for new business, educational, personal productivity, recreational and utility programs, take the ordeal out of shopping... save money and get the best package for your system *at the best price!*

**Order your copy of the CREATIVE COMPUTING 1984 SOFTWARE BUYER'S GUIDE today!**

Also available at your local newsstand and computer store.

**Creative Computing 1984**

## SOFTWARE BUYER'S GUIDE

CN 1914, Morristown, NJ 07960

NZ6F

# YES!

I'm enclosing \$4.95 (\$3.95\* plus \$1 postage & handling) for the 1984 SOFTWARE BUYER'S GUIDE. (Outside USA \$6.)

Mr./Mrs./Ms \_\_\_\_\_ print full name

Address \_\_\_\_\_

City/State/Zip \_\_\_\_\_

\*Residents of CA, NJ and NY State add applicable sales tax.



## Epson PX-8

(Continued from page 38)

displayed upon startup. In addition to the files shown in Fig. 1, CP/M on the PX-8 has a number of built-in commands, namely: Dir, Era, Ren, Save, Type and User.

The PX-8 operating system is divided into 11 modules—some are part of CP/M and others supplement it. A listing of the modules with explanations appears in Table I. Some noteworthy ones are the Password module and the Clock module. The Password module gives your system a measure of protection against unauthorized use. You choose a password and assign it to the system. Upon startup, "Password" appears on the screen display and you must enter the correct password to proceed further. With the Clock module, you can set the internal clock to either sound an alarm or turn on the system at a specified time.

The language that comes standard with the PX-8, on ROM capsule, is an Epson enhanced version of Microsoft BASIC. Enhancements include a powerful screen editor, graphics statements to take advantage of the 480 x 64 display, and statements to select various screen operating modes, to support the PX-8's RS-232 port, to operate the micro-cassette drive in the same way as a disk drive, and to allow control of the PX-8 power supply.

### Applications Software

For those who want to use the PX-8 for other than programming, there are two ROM module programs from MicroPro called Portable WordStar and Portable Calc/Scheduler. The modules contain "full-blown" word processing and financial modeling software. Although the small screen size puts some limits on program possibilities, as much power is available on the PX-8 as on comparable desk-top systems.

Although WordStar is in ROM and



ROM modules for the PX-8 can be inserted and removed by the user.

you may use it with a RAM disk, it doesn't appear significantly faster than disk-based versions of the product. There are some enhancements in the PX-8 version of WordStar, but some of the usual features are missing, among them, the help menus, file directory, renaming function, and soft hyphen entry. Additionally, MailMerge, SpellStar, and StarIndex are not available with Portable WordStar. However, there are ways of circumventing many of these deficiencies. For example, you can call up directories and rename files in the operating system. Also, Portable WordStar's Opening Menu includes two options called Transmit and Receive that enable you to transmit and receive files to and from a desktop unit running standard WordStar.

Using WordStar on the PX-8 will take some getting used to, even for those experienced with the product. One difference is due to the auto-repeat feature and type-ahead buffer of the keyboard. If you hold down a cursor key to move the cursor, you'll very likely overshoot your mark, since the cursor keeps traveling after you release the key. Another difference involves screen scrolling. New lines scroll onto the screen one character at a time (similar to the way text scrolls onto a terminal), which is not the case with standard WordStar. Though both characteristics result from features of the sys-

tem and not the software, they will be evident when you use WordStar and are processing large amounts of text.

Portable Calc and Portable Scheduler are available together on one ROM capsule. Portable Calc displays six rows and eight columns of a worksheet of 256 rows by 64 columns. Although we did not give the program a vigorous work-out, it appears to compare well with similar programs found on desktop systems.

Portable Scheduler uses the PX-8's built-in clock and tone generator to provide calendar and alarm. When you enter the program, you're greeted with the day, date, and a schedule listing for the current part of the day (morning or afternoon). Function keys allow you to scroll forward or backward by half days or show a calendar of the next 30 days. You can set an alarm for any time on the half-hour. It will sound even if the unit is turned off or if you are running another program.

Some applications are available through CP/M, notably TERM and FILINK, which are communications programs. TERM can be used to link the PX-8 with a remote computer. However, it is a bare bones program. Users who need a more sophisticated communications program will have to obtain it from a source other than Epson right now. FILINK is a specialized program used

(Continued on page 99)

### Specifications

**Product:** PX-8

**Manufacturer:** Epson America, Inc.  
3415 Kashiwa St.  
Torrence, CA

**Dimensions:** 11.7"W × 8.5"D × 1.9"H

**Weight:** 5 lb

**Operating System:** CP/M 2.2

**Suggested Retail Price:** \$995

**Features:** 8 line × 80 character LCD, microcassette tape, 32K ROM, 64K RAM, Microsoft BASIC, Portable WordStar, Portable Calc/Scheduler

# TO KEEP UP WITH TODAY'S TECHNOLOGY

# YOU HAVE TO KNOW WHERE TO TURN.



When you turn to *Computers & Electronics*, you're reading the world's foremost publication covering the microcomputer industry — where last night's discovery is today's technology. *Computers & Electronics* is your direct link to state-of-the-art information in:

### Microcomputer Developments

Whether you're investing \$300 or \$3000, turn to *Computers & Electronics* first. You'll find candid test reports of all major new microcomputers... from the Commodore 64 to the Apple™ IIe to the IBM-PCXT. And you'll discover which unit has the power, software and expansion capability to meet your specific needs. At your specific budget.

### New Peripherals and Software

Micro programs and add-ons are increasing almost geometrically. Let *Computers & Electronics* sort it all out for you.

You'll get features like a buyer's guide to printers. A preview of the first workable economical thesaurus program that runs on virtually any CP/M-based system. Advance looks at new products like a joystick for Visicalc®... disk drive assemblies... a color monitor for the IBM-PC.

### Increase Your Computer Science I.Q.

*Computers & Electronics* will enlighten you with easy-to-understand discussions of computer fundamentals. Such as the series on learning 16-bit microcomputer technology and an in-depth look at the structure of CP/M.

You'll also delve into the future with articles like Super Chip: next-generation personal computers with double the performance at a lower price.



### Plenty of Hands-On Action, Too

With expert input from *Computers & Electronics*, and your own electronics savvy, you'll find dozens of ways to experiment with... upgrade... and increase the versatility and performance of your system.

For example, with less than \$3 and very little time, you can add a feature to your keyboard that lets you automatically repeat a character by holding down a key. Or you might want to build a circuit that lets you match a 600-baud CoCo to a 300-baud printer.

Heard about the important new electrically-erasable PROMs? *Computers & Electronics* will keep you filled in on the improved memory chips as they're produced — how they work, how to wire them, what applications to use them for.

### Get Every Issue... PLUS Savings up to 37%!

If you're not getting every informative issue of *Computers & Electronics*, there's a gap in your knowledge — and enjoyment — of today's high-speed, high-tech revolution. And now's the best time to subscribe, while this introductory offer is in effect: One year (12 big issues) for just \$12.97, with long-term savings available up to 37%!

So keep up with what's happening. Turn to the special postpaid order card or the coupon below... now!



**DON'T MISS ONE  
INFORMATIVE ISSUE.  
SUBSCRIBE NOW AND  
SAVE UP TO 37%!**

WORLD'S LARGEST COMPUTER MAGAZINE  
**Computers  
& ELECTRONICS**

P.O. Box 2774  
Boulder, CO 80322

**YES!** Keep me tuned in with *Computers & Electronics* for the term I've checked below:

- One year (12 issues) just \$12.97 — **I save 24%!**
- Two years just \$22.97 — **I save 32%!**
- Three years just \$31.97 — **I save 37%!**

(Savings based on full one-year subscription price of \$16.97)

Mr. /Mrs. /Ms.

(please print full name)

CE4Z007

Address

Apt.

City

State

Zip

CHECK ONE:  Payment enclosed.  Bill me later.

Please charge my credit card:  American Express  MasterCard  Visa

Card No.

Exp. Date


Add \$5 a year in Canada; all other foreign add \$8 a year. Please allow 30-60 days for delivery of first issue.



# NEW PRODUCTS

## FOUR-COLOR PRINTER

A four-color letter-sized plotter from Sharp Electronics uses black, blue, green and red. The colors can be programmed to change automatically. The plotter accepts paper up to 8½" wide but can also plot on postcard-size documents. An RS-232C serial and Centronics-style parallel interface are built-in as standard features. The CE-515P plotter will be bundled with Sofikey's Keychart software, which is compatible



with the IBM PC. The plotter may also be driven by micros that use BASIC if they are equipped with a printer interface cord or I/O port. \$399

Circle No. 83 on Free Information Card

## CUT-SHEET FEEDERS

Vivitar is marketing a line of four cut-sheet feeders for popular computer printers. Feeders are available for selected models of C. Itoh, Diablo, Facidata, Morrow, NEC, Philips, Sanyo, Televideo, Toshiba, and Silver-Reed printers. No tools are needed to attach the feeders to the printers, nor is there any need for making electrical connections. With a feeder installed on a printer, up to 200 sheets of paper can be handled, and the printer has forms-handling capabilities, including super/subscribing and all other special functions contained in software. Paper positioning is adjustable between 7" and 14". Ribbons and printwheels can be changed, and envelopes, checks, and labels can be inserted without removing the feeder. Less than \$400.

Circle No. 84 on Free Information Card

## COMPUTER SECURITY DEVICE



Adalogic's Gateway password device provides protection against unauthorized access to computers. The stand-alone device requires entry of both correct ID code and a password. If three incorrect codes are entered consecutively, the modem is automatically disconnected. The same occurs if time runs out in the user-defined time-limit logon mode. Up to 20 passwords and user ID codes, each containing up to 20 alphanumeric and special characters and spaces, are easily defined and changed. The menu-driven Gateway keeps a record of all successful and unsuccessful log-on attempts, even if power should be interrupted from its nonvolatile memory. The RS-232 full-duplex serial device can operate at 300/1200 baud on dial-up lines or 300/1200/9600 baud on leased lines. It automatically handles even, odd, mark, space, and no parity. \$395. Gateway is transparent to the host computer.

Circle No. 80 on Free Information Card



## 10-Mb HARD DISK

A comparatively low-cost 10-Mb hard disk, from Kameran Labs, is called the Megaflight 100. The disk is compatible with the IBM PC and XT, Compaq, Leading



## DOT MATRIX PRINTER

The Electronic Compact NP is a new dot matrix printer from Olympia USA. The printer comes with a parallel Centronics-compatible interface and features a 9-pin print head capable of a full 96-

character ASCII set with descenders and seven international character sets. It has a print buffer of 2000 characters and a built-in tractor feed that can accommodate fan-fold paper up to 10" wide. \$499.

Circle No. 85 on Free Information Card

## SOFTWARE SOURCES

**Graphics Program.** Inkwell systems has released a 3.0 updated version of Flexidraw, their interactive software and light pen package for the Commodore 64 computer. The enhancements include the addition of 16 hi-res colors, a telecommunications program, new disk handling functions and expanded drawing capabilities. Flexidraw's expanded drawing capabilities include faster routines for lines, circles and boxes, "rubberbanding" and an "eraser" for quick editing. \$149.95

Circle No. 92 on Free Information Card

Edge, Corona PC and Corona Portable, Eagle PC and Eagle Spirit, Tava PC and other IBM-compatible computers. The hard disk uses the DOS 2.0 or 2.1 software drivers. The Megaflight 100 system

includes a hard disk drive unit with a capacity of 12.76 Mb unformatted and 10 Mb formatted, plus the disk controller card with plugs and cables. \$895

Circle No. 86 on Free Information Card

## TRANSPORTABLE COMPUTER

Companion Computers' CP/M 2.2 Companion compact transportable personal computer is built around a 4-MHz, Z80A CPU and features 64K of user RAM and 192K of RAM disk. Supplied with a 5¼" floppy disk drive (up to two more drives can be added externally), the computer can read and write in IBM, Kaypro, Morrow, and Osborne double-density formats. I/Os supplied include two RS-232C serial with automatic (110 to 19,200) baud

rate selection, one parallel that defaults to Centronics standard, and a buss for adding external drives and 256K of additional RAM and ROM are provided. CP/M 2.2 and utilities are provided with the computer. The computer connects between a terminal and a host computer to run CP/M independent of the host or to log communications with the host for later use. CP/M 2.2 Companion measures 14" × 7" × 4" and weighs 8 lb. Simple connection to terminal can be made.

Circle No. 71 on Free Information Card




## SOFTWARE SOURCES

**AI-Based Software.** Microrim's R:base Clout microcomputer software with artificial intelligence (AI) components is now available for PC-DOS, MS-DOS, CTOS, BTOS, and UNIX systems. The natural-language interface is designed for use with the company's R:base series of relational database management software. It has a built-in dictionary of 200 words and allows the user to add his own vocabulary. On installation, Clout reads the attributes in the existing database and adds them to the dictionary. It then allows the user to continue building the dictionary with synonyms for words or operations associated with the database. The process begins with a dialog with the user, who queries the computer with a word or series of words not already in the database vocabulary. The user is then asked to define unfamiliar terms. Clout also has the ability to search through the database to retrieve records based on adjectives or qualifying terms. A special feature is the program's ability to make inquiries into five different files simultaneously from the 40 files currently available in R:base. \$195.

Circle No. 72 on Free Information Card

## RGB COLOR VIDEO MONITOR

Princeton Graphic Systems' new Model SR-12 is an RGB color video monitor that can display up to 16 colors simultaneously and offers both text and graphics display capabilities. The 12" diagonal screen can display up to 25 rows of 80 columns per row in the text mode and 690 by 480 pixels in the noninterlaced graphics mode. Video bandwidth is rated at 25 MHz, and mis-convergence is listed at 0.5




mm maximum in the center of the screen, 1.0 maximum in the corners. Power consumption at 120 volts ac is 95 watts. The monitor is supplied with a standard DB-9 (nine-pin) cable. \$799.

Circle No. 91 on Free Information Card

## DISKLESS LAN COMPUTER

Chase Technologies' Model DL diskless local area network personal computer boots directly to the SPC (Server PC) hard disk. The computer features: 8088 CPU; socket for 8087 co-processor; Orchid PCnetPlus Multifunction card with 128K of RAM and BNC T connector; high-resolution amber video monitor with interface card; IBM-like detached keyboard; and 9 expansion slots (3 long, 3 short available to the user). RAM can be expanded to a system total of 640K. The DL is



## DISPLAY ADAPTER

An 80-column display module for the Commodore C-64 computer is available from Batteries Included. The plug-in Model B.I.-80 module is said to eliminate the problems of snow, fuzziness, hashing, and interference encountered with other units. It can easily be switched between the 40- and 80-column modes, and it can be used with Commodore Models 1701 and 1702 color monitors or any monochrome video monitor. The device is fully self-initializing and comes with an 80-column operating system and BASIC 4.0 programming language, including documentation and description of use. Also available from Batteries Included is the BusCard that allows a Commodore-compatible disk (including hard disk) and virtually any printer to be added to the C-64. The device is both hardware and software invisible. The display adapter comes with a full machine-language monitor that includes assemble and disassemble commands.

Circle No. 74 on Free Information Card



claimed to be fully compatible with all hardware and software that runs under DOS 2.0 or 2.1 PCnet Local Area Network and has the ability to use any of the 256 PCnet addresses. System requirements: PCnet and PC-DOS 2.0 or MS-DOS 2.0. Options include: Orchid Turbo card with high-speed 80186 co-processor; parallel and serial port card with clock/calendar; color monitor and graphics card; floppy disk drives; printer sharing anywhere in network; and hard disk system. \$2395.

Circle No. 73 on Free Information Card



## Tape Backup

(Continued from page 84)

the only way to make tape easy to use. Interdyne has developed a single reel self-threading system with a fixed read/write head. Measuring only 1.625" x 4" x 6", the transport contains the unre-movable take-up reel (Fig. 6). The self-threading scheme works equally well in drive models using either 1/4" (for up to 20M bytes of storage) or 1/2" (for 40M bytes) tape. The entire package is the same size as a 3 1/2" disk drive.

Tandon Corp's TM951 (Fig. 7), puts a twist on the idea of tape backup. It takes the same space as a 5 1/4" floppy and

stores 50M bytes on a single self-threading reel of 1/2" tape. The reel comes in a proprietary 1" x 3 1/2" cartridge. The cartridge more closely resembles the kind of cartridge you'd expect to see in a video recorder than a digital recorder, but Tandon expects them to catch on quickly.

### As Times Goes On

The advent of recording and interface standards for at least the conventional 1/4" cartridge part of the tape industry bodes well for the future prospects of

tape technology. You can use the units that adhere to the standard and know that data is safe, even from progress.

Drives that use other recording methods have futures that are less certain, but you'll continue to see nonstandard drives in the marketplace. These drives satisfy needs for more storage or better performance, smaller package size or just a lower price. Nonstandard problems can require nonstandard solutions. A manufacturer that violates current standards just may offer the best solution for your system needs. ◇

## Data Archiving

(Continued from page 85)

Larger filing boxes store up to 50 diskettes for \$25 or less. Beyond this, there are available in the marketplace a number of miniature storage cabinets that flip open or have drawers that slide out and are able to accommodate as many as 200 diskettes, depending on size. Most such cabinets come with locks that prevent unauthorized individuals from getting to the disks, and all have dividers.

Make sure before you purchase filing boxes or cabinets in which to store disk-

ettes that they're made from antistatic materials. Otherwise, your disks can be zapped by static electricity on dry days.

A better way to protect your diskettes is to store them in individual packages. These come as small plastic envelopes similar to those used in photograph albums. The envelopes can be organized in a variety of ways. If many people must use the same group of diskettes, a rotary stand can give everyone easy access. These storage devices work much like an

ordinary kitchen lazy susan and can accommodate 100 or more diskettes.

A notebook type binder can store up to 24 minifloppies or 12 8-inch floppies in a very small space. Like the plastic filing boxes mentioned above, the looseleaf binders are available in a variety of colors. Since the binders can be stored upright like notebooks, they can be placed on a bookshelf, right next to the manuals that came with the disks.

If you like working out of a file cabinet

# discwasher® SpikeMaster™

Surge Suppressor

## Superior protection for your electronics

All electronic equipment needs protection. Computers, televisions and audio systems are all damaged by periodic electrical surges in standard wall current.

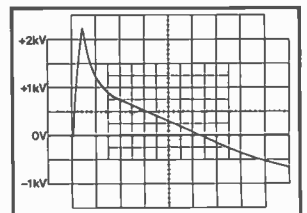
The Discwasher SpikeMaster is THE superior suppressor to protect your investment in equipment.

### SpikeMaster incorporates these desirable features.

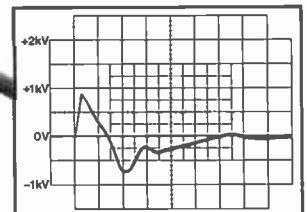
- Multimode suppression systems protect against fast rise time surges, absorbing high power surges quickly.
- Multistage suppression systems guarantee protection whether the "hot" wire, ground wire or both deliver destructive surges.
- RFI filtering isolates your equipment from interfering radio signals on the power line.

The heavy duty Discwasher SpikeMaster is attractively designed for home or office. SpikeMaster incorporates four widely spaced outlets, an on/off switch with indicator light and a 6 1/2 foot power cord.

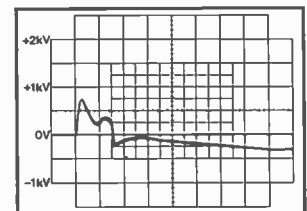
Independent laboratory tests (to stringent I.E.E.E. standards) confirm that SpikeMaster outperforms and out protects suppression devices costing twice as much.



**Surge**  
The 1000 volt unsuppressed surge reaches a peak of 2,200 volts.



**\$150 suppressor**  
Protection from a unit costing over \$150 allows an 870 volt surge through the line with a 750 volt residual surge close behind.



**SpikeMaster**  
SpikeMaster clamps the surge in 30 microseconds. WITH SPIKEMASTER, A LOWER PEAK VOLTAGE AND QUICKER RESPONSE TIME MEANS BETTER PROTECTION FOR ALL YOUR DELICATE ELECTRONIC EQUIPMENT.

**discwasher**

1407 North Providence Road, P.O. Box 6021, Dept. CE, Columbia, MO 65205 USA  
A DIVISION OF JENSEN an ESMARK Company

Circle No. 66 on Free Information Card

# ONLY NRI GIVES YOU TOTAL COMPUTER SYSTEM TRAINING

Your hands-on training takes you inside your TRS-80 Model 4 computer to install integrated circuits and enlarge memory to 64K.

Built-in monitor displays up to 80 characters for easy word processing and spread sheet programs.

More practical experience as you install double-density floppy disk drive. Software includes TRSDOS®, DOSPLUS® machine language monitor, and two game programs.

Electronics comes to life on your NRI Discovery Lab®.

Professional 3½ digit multimeter with Action Audio Cassette to talk you through operation and use.

9 x 9 dot matrix printer completes your computer system.

Model 4 Technical Reference Manual enriches your training.

Bite-size lessons build knowledge and understanding step by step.

## COMPUTER • MONITOR • DISC DRIVE • PRINTER • AND SOFTWARE...

It's all included with NRI at-home training in Microcomputers and Microprocessors. And *only* with NRI training.

If you really want to learn how to work on computers, you have to learn how to work on computer systems. Only NRI includes a complete system with your training... total training that gives you hands-on experience with computers, peripherals, and software.

### Get Inside the Famous TRS-80 Model 4 Computer

You'll work with one of the most popular computers ever designed. Learn programming techniques for troubleshooting... go inside to expand its RAM from 16K to a powerful 64K... even install a double density floppy disc drive.

You'll become familiar with computer languages... run software that demonstrates computer operation... even become proficient at modifying programs to fit your business or family computing needs.

### Add High Performance Peripheral Printer

Only NRI gives you total system training with the flexible Gemini 10X printer as part of your hands-on learning. Working with it, you'll get practical experience in adding peripherals, learn maintenance and servicing operations. And you'll use it for hard copies of important programs, business records, and word processing.

### Understanding Built On Experience

You start with the basics, rapidly build  
September 1984

on the fundamentals of electronics with bite-size lessons to master advanced concepts like digital logic, microprocessors, and computer memories.

You'll use the exclusive NRI Discovery Lab® to see what makes transistors tick, build and test working electronic circuits that duplicate key computer circuitry, construct digital logic circuits that demonstrate computer performance. And, you'll probe into the very heart of your computer using the Discovery Lab and professional digital multimeter included in your training program.

## Do It at Home in Your Spare Time

NRI trains you in your own home at *your* convenience. You learn at your own pace, backed at all times by your own NRI instructor and the entire NRI staff of educators and engineers. They're always ready to answer questions and help you over the rough spots to keep you moving toward your goal.

## Free Catalog Tells Much More... Send Today

See all the interactive training equipment you get in this state-of-the-art course in today's technology. Look over the lesson outlines and descriptions of the exciting experiments you'll perform. And look at other high-tech career fields like Robotics, TV/Video/ Audio Servicing and Data Communications.

Mail the coupon today to see how NRI can give you the skills and confidence you need to start a good-paying career as a microcomputer technician.

## NRI

SCHOOLS

McGraw-Hill Continuing Education Center

3939 Wisconsin Avenue, N.W., Washington, DC 20016

We'll give you tomorrow.

### CHECK ONE FREE CATALOG ONLY

- Computer Electronics with Microcomputers
- Data Communications
- Robotics & Industrial Controls
- Color TV, Audio, and Video System Servicing
- Electronics Design Technology
- Digital Electronics

- Communications Electronics
- Mobile • Aircraft • Marine
- CB & Cellular Radio
- Industrial Electronics
- Basic Electronics
- Small Engine Servicing

- Appliance Servicing
- Automotive Servicing
- Air Conditioning, Heating, Refrigeration, & Solar Technology
- Building Construction

All Career courses approved under GI bill.

Check for details

Name (Please Print)

Age

Street

City/State/Zip

Accredited by the National Home Study Council

21-094

TRS-80 is a trademark of the Radio Shack division of Tandy Corp.



## Data Archiving

or desk filing drawer, diskette holders in the form of hanging files are available. Each holder is designed to accommodate two 5¼- or one 8-inch disk.

As careful as you are with your diskettes, you can never totally eliminate the possibility of data loss. A power loss to the computer, an incorrect command, or even a machine malfunction can destroy data on a disk mounted in a drive. If you should lose, say, a mailing list for a new company you are starting or, worse yet, the billing records, you can be in a very bad situation. The only way to protect against such data loss is through a system of routine backup.

### Backing Up Data

You can back up data in a number of ways that vary widely in cost, time required to perform the backup, and time to retrieve the backed-up data once the original data is lost.

The least expensive way to back up data is to make a printed hard copy of the data on paper. But the time required to rekey the data into your computer from the hard copy can range from hours to days, negating any original cost-saving advantages. If you need to know only a small part of a file and be able to read it at any time, hard copy has the advantage that you don't require a computer to read it. And hard copies of mailing lists help keep things going until the computer is fixed or the data retrieved.

Another relatively inexpensive way to ensure against data loss is to copy a diskette onto another diskette. Most computer operating systems have a copy command that makes this a simple task.

Backing up all your diskettes can take a long time. A number of programs neatly solve the backup problem. Jet, which runs in only the IBM PC and PC-XT, uses special commands that copy data from one diskette to another faster than the usual copy command. It copies the disk block by block, instead of the usual file by file method of the copy command. Jet costs \$40 and is well worth the investment if you must frequently make duplicates of your disks.

Backed-up diskettes are worthless if, due to improper storage, they aren't ready when you need them. You can store backups in a container like the one used for your first copies. But since they are your "insurance policy" against total loss, they may need more protection than the work diskettes you use in day-to-day operations.

If your data is very important, think about investing in a small safe. Since floppy disks are heat sensitive, safes to

store them and other computer media are specially made to resist heat, as well as provide the usual protection against theft. Prices for safes are not inexpensive, though, ranging from about \$1200 on up.

Another good policy to follow is storage of backup disks in a location other than with your working copies, even if it's only one room away. Should an accident occur in the first room, chances are good that the room in which the backups

## Any electromagnet produces a field that can affect the data recorded on a disk

are stored will be spared the damage that happens to the working copies.

If your data is important enough, you may want to store it off-site. Most banks hire firms to pick up the tapes with the day's data on deposits and withdrawals for delivery to specially protected storerooms. Some of these storerooms are touted to be earthquake and even nuclear bomb proof. The cost of using such a service is about \$30 for pickup within or near a large city and \$35 a month for storage.

### Beyond Floppy Backup

If you have a hard disk system, the demands for ease of recovery are much greater, since the data that can be lost can be dozens to hundreds of times the volume on a single floppy disk. It could take weeks to reenter manually, through the keyboard, 10M of data lost from a hard disk system. A backup method that uses some kind of computer medium, therefore, is essential. The easiest way (and usually most convenient, since most hard-disk-based computers have at least one floppy drive as well) is to back up your hard disk data onto a set of floppy disks.

About 40 double-sided, double-density 5¼-inch floppy diskettes are needed to back up a 10M hard disk fully. Using this approach, it takes up to two hours to back up a 10M hard disk, but the Jet program mentioned above for the IBM PC and Back-Up 3 and Back-Up 2 for the Apple hard disks cut this time to about 30 minutes.

A faster way to back up hard disk data is with a cartridge tape system. The systems available are fully discussed in the accompanying article.

### Optical Alternative

If you're looking for permanent storage, you might want to investigate the new laser optical disk medium now becoming available. Depending on the size of the disk such a system is designed to use, you can obtain up to a 1000M (1G) storage capacity. This is the amount of storage available on about 3000 double-sided, double-density minifloppies.

With the optical disk system, permanent storage is in the form of holes burned by a laser into a reflective layer on a glass disk. The disks aren't subject to data loss from the types of contaminants that can spell disaster for floppies.

Laser optical disks have many of the attributes of the "ideal" storage medium. They aren't subject to data loss from dust, dirt, smoke, liquids, or electromagnetic fields. Within reason, they're relatively immune to the temperatures that would ordinarily render a floppy disk useless. On the negative side, the disks have glass substrates that won't tolerate abusive handling without shattering, nor can they be erased and be rerecorded as magnetic media can.

Projected prices for laser optical disk systems are in the range of \$6000 to \$8000, with the disks themselves being about \$200 each. What makes the optical system viable is its relatively low per-byte cost, since they are able to store as much data as thousands of floppy disks.

### The Considerations

In deciding which backup method to use, keep in mind a few factors. One, if the method you choose takes more time than you want to spend, you probably won't use it, which means that whatever you spent for it will have been too much. Two, balance your time in making backups against cost. A more expensive method may make sense if you wouldn't have the time to use a less-expensive method.

A third factor to consider is how often you'll want to make backups. Though experts differ on how often you should back up your data, the best rule to follow is: If you need the data, back your disks up immediately!

### Closing Comment

Through proper care, you can prevent most accidental data losses, but bear in mind that no matter how careful you are, data can still be lost. So it's wise to invest in some sort of backup system and use it *before* you lose important data. ◇

**Epson PX-8**  
(Continued from page 92)

only for sending and receiving WordStar files between the PX-8 and Epson's desktop computer, the QX-10.

The PX-8 comes with four manuals—the User's Manual, BASIC Reference Manual, Portable WordStar, and Portable Calc/Portable Scheduler. Epson manuals are always well written, though sometimes not thorough enough. The User's Manual, however, is very thorough and provides most of the information a serious computerist would need to get optimum use from the machine. (For even more extensive information, OS and Technical Reference manuals are available.)

The BASIC manual is also excellent, providing the user with a reference to all the commands, plus a wealth of examples to illustrate them. Again, a typically well written Epson manual.

Both the WordStar and Portable Calc/Scheduler manuals were produced by MicroPro. Though some of their manuals have been criticized in the past, these are as good as the most recently revised manuals that accompany their standard products. They are on a par with those produced by Epson.

**The PX-8 and its peripherals offer a complete, portable package**

**Conclusions**

With the PX-8, Epson has taken gigantic strides in placing the full power of a desktop computer into a moderately priced portable unit. For people familiar with the CP/M operating system and MicroPro products, this machine should be enormously popular. For those computerists familiar with other operating systems, however, I believe the machine will have less appeal. Those who are new to computing and attracted to the machine will face a serious dilemma—whether or not to invest the time necessary to learn two fairly complex pieces of software: CP/M and WordStar.

The machine does have its faults, notably a screen display with less than optimum readability and software that does not interact well with keyboard features. Its overall utility, however, far outweighs these minor problems. The PX-8 and its peripherals offer users a complete system in a portable package. Though the ultimate wish list might include such features as a 24-line screen display, Epson has produced an extremely capable portable at a very affordable price. ◇

Why are over

**58%**

of our customers since 1978 repeaters?  
It's very simple...  
they call and save money!

**1-800-841-0860**

For example:

**SANYO MBC SERIES**  
We have the **LOWEST** prices.  
Call us before you buy.

**STAR MICRONICS GEMINI 10X**  
**\$245**

**COMPUTERS**

 **SANYO**

**Radio Shack**  
The biggest name in little computers.

**COLUMBIA**  
SATA PRODUCTS, INC.

**Franklin**  
Computer

**PRINTERS**

**EPSON**

**star**  
MICROPRINTERS

**daisywriter**

**MANNESMANN TALLY**

**Transtar**

**OKIDATA**

**C. Itoh**

**OKI**

**Diablo**

**TOSHIBA**  
TOSHIBA AMERICA, INC.

**EQUIPMENT**

 **Hayes**

**Novation**

**AMDEK**

**TAXAN**

**PGS** PRINTER GRAPHIC SYSTEMS

VISA and MasterCard accepted; also Wire Transfer of funds directly from your bank to ours.

**micro management systems, inc.**

Name brands at wholesale prices

2803 Thomasville Road East  
Cairo, Georgia 31728  
For info, call 912-377-7120

Ask for a free copy of our latest catalog



# IF YOU SUBSCRIBE TO

WORLD'S LARGEST COMPUTER MAGAZINE  
**Computers**  
& ELECTRONICS

## PLEASE READ THIS

... Take a moment now and remove your mailing label and save it with this message. Your label is very important and helps us to help you quickly!

- When moving, send us your label with your new address 8 weeks before you move to COMPUTERS & ELECTRONICS, P.O. Box 2774, Boulder, Colorado 80322.

- If you have a question about your subscription, simply send us a note with your label, or a note with your name, address and Personal Identification Number to P.O. Box 2774, Boulder, Colorado 80322.

The diagram shows a dashed-line rectangular area representing a mailing label. On the left side, there are two vertical labels: 'Your Expiration Date' and 'Your P.I.N.'. Inside the label area, there are two ovals. The top oval contains the text 'OCT 83' and is labeled 'Affix label here.' to its right. The bottom oval contains the text '802222' and is labeled 'Your P.I.N.' to its left. Below the bottom oval, there are several labels: 'Your Name', 'Your Company', 'Address', 'City', 'State', and 'Zip', arranged vertically.

Name \_\_\_\_\_

Company \_\_\_\_\_

Address \_\_\_\_\_

City \_\_\_\_\_ State \_\_\_\_\_ Zip \_\_\_\_\_

If you have just subscribed, you'll receive your first issue in 30 to 60 days.

## AT&T

(Continued from page 69)

stantly maintained and checked by means of the three-bit code that comes at the end of each burst.

The time compression multiplexer described in the sidebar (on page 102) is the heart of the CSDC system. Once the system is in operation it will be located in the local exchange. What the user will see is a black box (leased from the local phone company) containing the terminating equipment that connects to the two-wire telephone line. The circuit in the box will be a variation of the standard hybrid arrangement used to split two-wire transmission into four wires. The user will see eight wires: two for data transmission, two for data reception, two for voice and two for switching back and forth between the data and voice modes. The user will be able to have equipment designed to connect directly to the CSDC or adapt the CSDC to one of the standard terminal configurations, such as the RS-232.

## Considering the complexity of the entire CSDC system, using it will be remarkably easy

### Using CSDC

Considering the complexity of the entire CSDC system (Fig. 2), using it will be remarkably easy. You will dial a special access code to get connected to the system even if your local exchange doesn't have CSDC equipment on the premises. As long as the exchange is on the digital data trunk (the T-carrier), the access code will automatically route the call to the nearest exchange with the equipment. Once you answer the phone a normal voice conversation can take place. When both parties agree, they can switch to the data mode and back to the voice mode. You will hear warning signals if the two ends of the call are not in the same mode. There will be no limit to the number of times you can switch between the two modes.

The advantages possible with 56-kilobaud transmission are endless. Since data can be sent in a short time, it may prove to be cheaper to use CSDC to transfer batch data than to transport computer tapes. Direct dial modems will be able to start dumping data automatically as soon as the connection is made

## With CSDC, a high-resolution copy will take less than 4 seconds

between the two telephones. An offshoot of high-speed data dumping is quick facsimile transmission. Now the most expensive machines can transmit low-resolution  $8\frac{1}{2}'' \times 11''$  copies in about 30 seconds; most other equipment can take up to 6 minutes to do it. With CSDC a high-resolution copy will take less than 4 seconds.

By operating in the data mode and using the proper analog-to-digital conversion techniques, you will be able to send and receive high-fidelity speech and music with a greater bandwidth than is currently available even on special dedicated lines. By using the proper terminal software, you will be able to mix graphics with high-fidelity voice. At the moment, graphics can be sent over a dial-up line at a maximum rate of 4.8 kilobaud. CSDC will increase it tenfold.

Security can also be improved with the increased baud rate. The digital and analog techniques now used for voice scrambling have severe limitations. Digital means are limited to the baud rate possible on a standard loop; analog types are not very secure. Both methods often result in distorted sound, half-duplex operation and poor audio quality. CSDC's dial-up service is likely to lead to a new digital encoding scheme providing tighter security and better fidelity of speech.

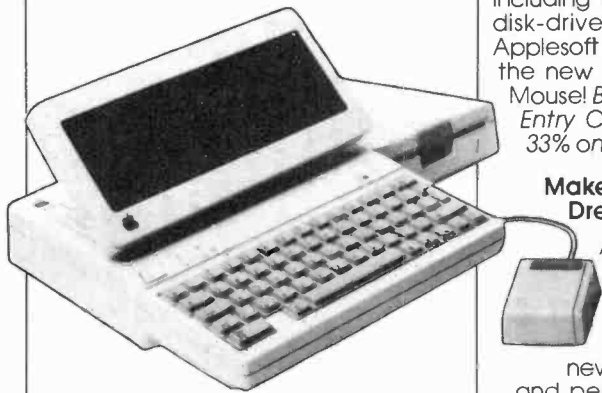
Even if your computer cannot handle the 56-kilobaud rate of CSDC you will benefit. If you transmit at only 4800 baud you will enjoy a fourfold increase over the 1200 baud that you may be using now. If your transmission is now at 300 baud, it will become 16 times faster.

The number of uses for CSDC is anybody's guess. Once it is in operation, there are sure to be new hardware and software packages to take advantage of its possibilities. Although most of the applications mentioned are aimed at businesses, the expanding hordes of home computerists will be sure to find ways to use the service that even AT&T can't anticipate. ◇

# WIN AN APPLE IIc IN THE A+ SWEEPSTAKES

AND SAVE UP TO 33% ON A+ MAGAZINE

The A+ Sweepstakes is open to all our readers—no purchase is necessary—and you can win the new \$2,000\* Apple IIc System!



### It's Easy to Enter...

Just mail the attached card or coupon below after filling in your name and address—and be sure to indicate whether you're also subscribing to A+ at our special rates, *saving up to 33%*!

Just imagine, if you're the lucky winner you can pick up your 7 1/2 pound system and carry it home with you! You'll get over \$2,000\* worth of equipment including the Apple IIc with a built in disk-drive, 128K RAM and 16K ROM, Applesoft BASIC and Mouse Text, PLUS the new flat panel LCD display and Mouse! *But why dream? Send in your Entry Card today, and save up to 33% on A+!*

### Make All Of Your Computing Dreams Come True With A+!

A+, The Independent Guide For Apple Computing makes computing imaginative and educational. Every month you'll receive new business, education, game and personal applications that will help you expand the use of your Apple II, II+, IIe, III, Lisa, Macintosh or the new IIc in your home, office or school! In-depth reviews (and previews) of new hardware, software and peripherals makes A+ the only magazine you'll ever need to make your Apple grow!



Enjoy a year or more of A+ at our low prices—save up to 33% and enter the A+ Sweepstakes today! It's an opportunity you won't want to pass up.

\*based on manufacturer's suggested list price.

### OFFICIAL RULES—NO PURCHASE NECESSARY

- On an official entry form or 3" X 5" piece of paper, handprint your name, address and zip-code. Enter as often as you wish, but mail each entry separately to: A+ SWEEPSTAKES, P.O. Box 2928, Boulder, Colorado 80322. Entries must be received no later than October 31, 1984, and the drawing will be held by November 30, 1984. All entries become the property of A+ Magazine, which reserves the right to reprint the name and address of the winner.
- The winner will be selected in a random drawing from among all entries received, under the supervision of the publishers of A+ Magazine, whose decision will be final. Only one prize will be awarded in this Sweepstakes. Winner will be notified by mail and may be required to execute an affidavit of eligibility and release. Odds of winning will depend on the number of entries received. Ziff-Davis will arrange for winners to pick up their prize at a local Apple dealer. Any manufacturer's warranties will apply, but Ziff-Davis makes no warranties to any prizes. Prize is not transferable. No substitution for prizes. Taxes are the responsibility of the winner.
- Sweepstakes open to all residents of the U.S., its territories and possessions, except employees (and their families) of Ziff-Davis Publishing Company, its affiliates and its advertising and promotion agencies. Void wherever prohibited or restricted by law.
- For the winner's name, send a stamped, self-addressed envelope to A+ SWEEPSTAKES, Circulation Department, Ziff-Davis Publishing Company, One Park Avenue, 4th Floor, New York, NY 10016.

## OFFICIAL ENTRY FORM

# A+ SWEEPSTAKES

P.O. Box 2928, Boulder, CO 80322

**► YES** Enter my name in the A+ SWEEPSTAKES and start my subscription to A+ Magazine for the term checked:

<input type="checkbox"/> One year for \$19.97. SAVE 20%!	<input type="checkbox"/> Two years for \$36.97. SAVE 26%!	<input type="checkbox"/> Three years for \$49.97. SAVE 33%!
---	--	--

Savings based on full one-year (12 issues) subscription price of \$24.97.

**NO** I don't wish to subscribe now, but please tell me if I've won the Apple IIc.

Mr/Mrs/Ms \_\_\_\_\_ please print full name

Company \_\_\_\_\_

Address \_\_\_\_\_

City \_\_\_\_\_ State \_\_\_\_\_ Zip \_\_\_\_\_

Check one:  Payment enclosed  Bill me later Charge my:  AMEX  Visa  MasterCard

Card No. \_\_\_\_\_ Exp. Date \_\_\_\_\_

Please allow 30 to 60 days for delivery of first issue. Add \$12 per year in Canada and all other foreign countries.

AM8Z003



# TIME COMPRESSION MULTIPLEXING

The heart of the CSDC system is the time compression multiplexer; and the heart of the multiplexer is the VLSI (very large scale integration) chip that was developed for it.

Four separate areas of ROM were built into the chip to handle different phases of the compression-expansion procedure. A 448 x 14 ROM and a 448 x 12 ROM control the receive and transmit operations, respectively. Two other 2K blocks of ROM contain the algorithms needed to scramble and unscramble the data sent over the line. (Scrambling ensures that the loop only handles data and prevents errors being generated when a user is either not sending data or is sending a long string of zeros.) The entire scrambling operation is completely transparent to the user.

Two 128-byte RAMs are input and

output buffers for storing the compressed data after it is received and before it is transmitted. Because so much memory is used, the architecture of the IC has an internal 8-bit data bus with serial input and output ports. Data is received and transmitted serially bit by bit but is handled internally in parallel at the byte rate. This lowering of the operating speed and the use of CMOS fabrication technology have reduced the dissipation of the VLSI chip to less than 15 milliwatts.

The ROMs that control receiving and transmitting are designed so that when one is operating, it turns the other off. This alternation helps prevent overlapping of data and consequential errors. When the chip receives data it checks for errors and breaks it into 7-bit segments. It adds an eighth bit and reads the com-

pleted segment into the RAM at an 8-kilobaud rate. When 24 bytes have been stored in RAM, the data is compressed and a burst is formed by reading the data out at a high rate. At the same time, as each byte is read out, the scrambling algorithm is applied and the byte is XORed (exclusive or'd) with the code. Then the byte is converted from parallel to serial format and the data is clocked out onto the T-carrier transmission line.

When the burst is received at the other end, it is converted from serial to parallel, and the last three bits are synchronized. If errors are detected in four consecutive bursts, the receiving multiplexer sends a code to the transmitter that halts data flow and restarts the burst synchronizing procedure. Once synchronization is reestablished, data transmission starts again. ◊

## An excellent computer deserves X'Int™ Diskettes.

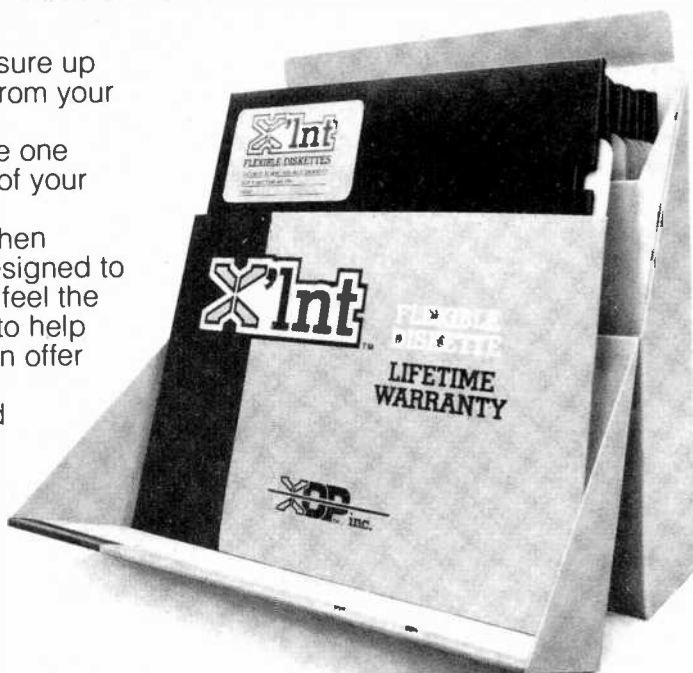
Don't settle for a diskette that doesn't measure up to the quality and performance you expect from your computer system.

Choose the best — X'Int diskettes. The one brand that you can count on to protect all of your valuable information.

Every X'Int diskette is burnished and then Perma Sealed™ in a rugged vinyl jacket designed to protect your data longer; you can actually feel the difference. And the hub ring is reinforced to help protect it against abuse. That's why we can offer you an unlimited lifetime warranty.

Your computer system is only as good as the diskette you put in it, so if you want excellent performance, use X'Int flexible diskettes. We live up to our name.

Only at an X'Int dealer near you.



**X'Int™**  
FLEXIBLE DISKETTES

X'Int Diskette Products, Inc., 630 International Parkway, Richardson, TX 75081

# INTRODUCING HAVAC. THE NEXT BEST PERSONAL COMPUTER

If you're buying a personal computer for the first time, you don't need the biggest and brightest to begin with.

Think simple.  
Sensibly priced.  
Less than **\$850.**

Of course, you'll want some initial training to get you started. The Havac comes with its own disk operating system and "Training" software like Typewriter, Calculator and Havacom for communications. And once you've mastered the basics, you can use software from the largest selection in the world.

Apple® Software.

Game-like computers that are comparably priced can't offer software like Havac can. But if games are your bag, Havac has a Joystick/Paddle port. And a port for RS-232C, Parallel/Serial printer or an additional disk drive. Which we also make. Havac already has one disk drive built in.

So, if the biggest and brightest are beyond your budget, take a look at The Next Best Personal Computer.



The Havac from  
MICROSCI.

Ask your

dealer for a simple demonstration or write: MICROSCI, 2158 Hathaway, Santa Ana, CA 92705 (714) 241-5600.

**μ-SCI**  
**MICROSCI**

A Standun Company



Apple® is a registered Trademark of Apple Computer Inc

\* Built-in. 164K disc drive. 64K RAM. 8K ROM. 40 column/24 line screen. 280 x 192 dot color graphics. 4 cursor keys and 2 special function keys. Compact and transportable. Made In America.





# BIG FOUR

NEW 128K —MEGA BYTE DUAL DISK DRIVE—80 COLUMN

# COMPUTER SYSTEM SALE!

HOME • BUSINESS • WORD PROCESSING

**\$895<sup>00</sup>**  
(if ordered before 10/1/84)

List Price **\$3717.95**

LOOK AT ALL YOU GET FOR ONLY **\$895.**

- |  | LIST PRICE |
|--|------------|
| • B128 COMMODORE 128K 80 COLUMN COMPUTER             | \$ 995 00  |
| • 8050 DUAL DISK DRIVE (over 1 million bytes)        | 1795 00    |
| ★ 4023 100 CPS 80 COLUMN BIDIRECTIONAL PRINTER       | 499 00     |
| • 12" HI RESOLUTION 80 COLUMN GREEN OR AMBER MONITOR | 249 00     |
| • BOX OF 10 LORAN LIFETIME GUARANTEED DISKS          | 49 95      |
| • 1100 SHEETS FANFOLD PAPER                          | 19 95      |
| • ALL CABLES NEEDED FOR INTERFACING                  | 102 05     |

TOTAL LIST PRICE **\$ 3717.95**



*Printer replacement options (replace the 4023 with the following at these sale prices)*

	LIST	SALE
★ Olympia Executive Letter Quality Serial Printer	\$ 699.00	\$ 399.00
★ Comstar Hi-Speed 160 CPS 15 Serial-Business Printer	\$ 779.00	\$ 499.00
★ Telecommunications Deluxe Modem Package	\$ 199.00	\$ 139.00

*Plus You Can Order These Business Programs At Sale Prices*

	LIST	SALE		LIST	SALE
Professional 80 Column Word Processor	\$149 95	\$99.00	Payroll Inventory	\$149 95	\$99.00
Professional Data Base	149 95	99.00	General Ledger	149 95	99.00
Accounts Receivable	149 95	99.00	Financial Spread Sheet	149 95	99.00
Accounts Payable	149 95	99.00	Program Generator	149 95	99.00

**15 DAY FREE TRIAL** We give you 15 days to try out this SUPER SYSTEM PACKAGE!! If it doesn't meet your expectations, just send it back to us prepaid and we will refund your purchase price!!

**90 DAY IMMEDIATE REPLACEMENT WARRANTY** If any of the SUPER SYSTEM PACKAGE equipment or programs fail due to faulty workmanship or material we will replace it IMMEDIATELY at no charge!!

**Store Hours**  
 Mon-Fri 10:30 a.m. to 8:30 p.m.  
 Saturday 9:00 a.m. to 5:00 p.m.  
 Sunday Closed



## COMPUTER CATALOG SHOWROOM

"We love our customers"

22292 Pepper Rd. • Barrington, IL 60010

Phone 382-5108/382-5244

Circle No. 40 on Free Information Card



# WHY PAY MORE?

BUY AT DEALER PRICES

**30 DAY SATISFACTION GUARANTEE**

(ALL ITEMS 100% APPLE & FRANKLIN COMPATIBLE)



**ZEUS 2001 — \$999.00 NOW \$524<sup>00</sup>**

**ZEUS 3005 (Detachable Keyboard) \$549<sup>00</sup>**  
**APPLE + CP/M + 64K**

- \* 8 Expansion Slots
- \* Auto Repeat Keys
- \* 69 Function Keys
- \* Built-in Cooling Fan
- \* Numeric Key Pad
- \* Expandable To 128K
- \* Color Graphics
- \* Break + Pause Keys
- \* Runs Apple and CP/M Software



**DISK DRIVE\* — \$275.00 NOW \$159<sup>00</sup>**

- \* 35 Track SS-DD
- \* Quiet + Reliable
- \* Shuggart Mechanism
- \* 90 Day Warranty



**YANJEN MONITOR — \$179.00 NOW \$119<sup>00</sup>**

- \* 20 MHZ
- \* 1,000 Lines At Center
- \* Amber or Green
- \* Super High Resolution

## ACCESSORIES

(100% COMPATIBLE TO APPLE AND FRANKLIN)

	WAS	NOW
1. Disk Drive Interface Card	\$159.00	\$ 59.00
2. TEAC Slimline Disk Drive	\$285.00	\$199.00
3. Z-80 CP/M Softcard	\$199.00	\$ 79.00
4. 80 Column Card w/S.W.	\$299.00	\$ 99.00
5. 16K RAM Card	\$159.00	\$ 59.00
6. 128K RAM Card	\$499.00	\$199.00
7. RS-232 Serial Interface	\$189.00	\$ 79.00
8. Integer Card	\$149.00	\$ 49.00
9. Communication Card	\$149.00	\$ 79.00
10. Parallel Printer Interface	\$159.00	\$ 49.00
11. 16K To 64K Buffer Printerface	\$289.00	\$139.00
12. Epson Printer Card	\$149.00	\$ 29.00
13. Prowriter Printer	\$595.00	\$379.00
14. Super 5 Printer — 900 W.P.M.	\$499.00	\$289.00
15. T.V. Interface	\$ 35.00	\$ 15.00
16. Modem Apple Cat II (with S.W.)	\$389.00	\$249.00

*If it works or runs on an Apple® it works or runs on ours*

## DISCOUNT COMPUTERS

3500 S. Orange Ave., Suite #102  
 Orlando, Fla. 32806

**(305) 425-7770**

Ask About Our \$3.00 Phone Credit

## Interfaces

(Continued from page 104)

nels act as mapped memory for high-speed operation. Fast Fourier transform software is available for magnitude and phase analysis.

• The Lawson Labs control products line provides Apple II (+ & e) users with a broad range of data acquisition and control devices. The Model 34 (\$325) is an 8-channel 12-bit DAS that accepts inputs from 0 to 10 V dc. The Model 14 (\$195) Analog Interface card combines a 4-channel 10-bit A/D converter with an opto-isolated 4-bit latched output port. A multiplexor card (Model 17 \$140-\$160) allows any Model 34 or 14 input channel to be expanded to 8 or 16 independent channels. Last, but not least, the Model 24 control module (\$120-\$180), also used in conjunction with the 34 or 14, provides from one to four double-pole single-throw relays rated 0.5 A. All models feature overvoltage protection up to 200 V dc.

• The single-board DT2808 from Data Translation extends an already impressive line of data acquisition and control interfaces. It provides 16 channels of

• The Keithley DAS Series 500 is a complete family of measurement and control cards that plug into a central system controller chassis. With measurement speeds up to 30,000 data points per second, conversion accuracies of 12, 14 and 16 bits, and the capacity for hundreds of analog and digital input/output channels, the Series 500 can accommodate a variety of applications. Direct transducer connection, programmable signal conditioning, and optional signal isolation eliminate the need for devices for external signal conditioning. The Soft500 integrated software package, an extension of floating point BASIC, ties the Series 500 together.

### A Few Pointers

The list of new interface products and manufacturers grows monthly. In the midst of this product blitz, how best can users determine the quality of a particular interface product?

• The better devices are designed to protect as well as interface your personal computer. Look for inputs protected from short circuits and overvoltages and outputs isolated by optics or transformers or relays.

• Beware the differences between digital I/O and true switched relay I/O. Digital I/O is designed to control such power-hungry digital devices as printers and solid-state power circuitry. It cannot directly control appliances, lamps, and motors, for example. Relay-based I/O, either electromechanical or solid-state (power transistors, SCRs or triacs) can readily switch loads that would fry most digital I/O circuits.

• Finally, for those systems that communicate over home ac wiring, make certain that the communication protocol corresponds to such nonproprietary standards as those established by the BSR Corporation (known as the X-10 protocol) and Leviton. They guarantee that a source of low-cost switch modules, the controlled end of the system, will be available from sources as close as your local hardware or department store.

### Nothing to It But to Do It

Don't be discouraged if this mini-tutorial seems complicated. In practice, the user does not need to understand the workings of the latest generation of interface devices to use them. Most devices fall into the "plug it in and turn it on" category.

All of the manufacturers represented will be more than happy to supply literature and additional information if you desire. ◇

## The list of new interface products and manufacturers grows monthly

A/D with 10-bit resolution, two channels of D/A with 8-bit accuracy and 16 lines of digital input/output. The IBM-compatible card contains an onboard microprocessor that acts as the interface between the DT2808 and the PC and also tends to simplify user access to the board's functions. PCLAB, a complete real-time software package, supports all board functions as callable BASIC subroutines. An optional screw panel allows for easy connection of user signals.

• The PCVISION Frame Grabber is a real-time video digitizer and display module capable of capturing a standard television camera signal at a rate of 30 frames per second. It stores the image in an onboard 512 × 512 × 8-bit frame memory and simultaneously displays the stored image on an external monitor. The image stored in the frame memory can be accessed by the computer to implement algorithms for image enhancement, feature extraction, pattern recognition and image transmission and archiving.

## Engineering Design

(Continued from page 90)

sign can be simulated before a wire has been wrapped.

Outputs from this program may be viewed in real time as graphical waveforms, analogous to those produced by an oscilloscope or a logic analyzer. It can simulate both at the logical gate and transistor or switch levels and model high-level functional blocks like ROM and RAM.

PC Logs supports three logic states (low, high and unknown) in four driving strengths (supply, driving, resistive, and high-Z). This organization allows modeling of most devices. In addition, variable delays along with spikes and zero-delay oscillations may also be modeled.

This combination of packages is not inexpensive: The software alone costs over \$10,000. Together, however, these packages give an IBM PC the CAE capabilities that systems costing over \$100,000 did not have a few years ago.

### FutureNet's Dash-1 and STRIDES

The most complicated of design tasks, IC design, is brought to the PC by FutureNet Corporation of Canoga Park, CA. Its software packages—Dash-1, a

## CAD is also here for avocational use

schematic design package, and STRIDES (structured interactive design system), which adds on to Dash-1—let an engineer construct a drawing tree within one system. This structure extends the capability of Dash-1 to doing IC design.

Because the system supports up to 99 levels of hierarchy, a design can start out as a "black box" and eventually reach the logic gate level. Both top-down and bottom-up design strategies can be accommodated with the system.

In addition, Dash-1 and STRIDES establish links between the IBM PC and large CAD systems. As a result, pin lists, net lists, and lists of materials can be downloaded to more powerful CAD systems, like those from ComputerVision or IBM.

In just a few years CAD has descended from the heights of mainframe computers. Now, with a PC in one hand and—for some applications at least—a moderate number of dollars in the other, a designer or engineer working alone or in a small office can tap the versatility of computer-aided design. In fact, CAD is here for avocational designers, too. ♦

## Powerful Z80 emulation, priced well within your grasp. That's NICE.™

NICE may be only 3" square and 1/2" thick, but it hands you full speed, real-time emulation for the Z80—over 50 emulation functions, software breakpoints, all memory addresses and all I/O ports.

Just plug NICE directly into the target Z80 socket and any RS232 terminal for system development, troubleshooting, debugging or testing... at home, in the lab or in the field.

And NICE hands you all this performance, portability and versatility for only \$498... the best emulator price/performance ratio on the market, hands down.

Call in your order today using

your VISA or Mastercard number: (800) NICOLET outside CA, or (415) 490-3300 in CA.

Or send your check or

money order to NICE.

Nicolet Paratronics Corporation, 201 Fourier Avenue, Fremont, CA 94539.

\* Payment by check, money order, VISA or MasterCard. NICE is a trademark of Nicolet Paratronics Corporation. ©280 is a trademark of Intel, Inc.




NICE Nicolet

Circle No. 1 on Free Information Card

## We have the lowest prices for



### 550's / 555's\*



#1 Rating (spreadsheet configuration) Auerbach's Index  
... a terrific machine! Microcomputing May 1984  
... a great bargain! Computers and Electronics

\*and 550-2's, and 555-2's, and our new "4's". Our prices are at least \$10 less than any bona-fide advertised price in this magazine for the Sanyo 550 series. Of course, price isn't the only reason we've sold more 550's than any other U.S. dealer. To find out why these "under \$1,000" MS-DOS machines are the best computer value of 1984 call or write for our new 12-page Sanyo brochure.



## Columbia

Still much more compatibility for much less money! Each system includes MS-DOS, CP/M-86, Basic, Perfect Writer, Speller, Calc. and Filer, Fast Graphs, Space Commanders, Home Accountant Plus, a tutorial, and nationwide Bell and Howell service. (Prices include color video cards, keyboards, 128K dual drives and more).

1600-1V ..... \$1899 VP's ..... \$1899  
1600-4V (with 10 Megabytes) ..... \$3239



## Scottsdale Systems Ltd.

617 N. Scottsdale Road, Suite B, Scottsdale, Arizona 85257



(602) 941-5856



Call 8-5 Mon.-Fri.

We participate in arbitration for business and customers through the Better Business Bureau.

### SERVICE / ORDERING

**TELEMARKETING ONLY:** If you plan to visit please call first for an appointment. Prices listed are for cash and include 3% discount. We sell on a Net 30 basis to Fortune 1200 companies and universities. No C.O.D.'s or A.P.O.'s. P.O.'s add 2%. Visa, Mastercard add 3%. Az. residents add 6%. Prices subject to change, product subject to availability. Personal/company checks take 3 weeks to clear. All items listed are new with manufacturer's warranty. 0-20% restocking fee for returned merchandise. Shipping extra—products are f.o.b. point of shipment. Software is not warranted for suitability. Registered trademarks: TeleVideo/TeleVideo Systems, Inc.; Unix/AT&T Technologies, Inc.

### COMPUTERS

Sonyo 1150 ..... \$1495  
Sonyo 4050 ..... \$1995  
Zenith 151-52 ..... \$2244  
Altos 586-20 ..... \$5925

### PRINTERS

Gemini 10X ..... \$258  
Radix 15 ..... coll  
MT Spirit 80 ..... \$298  
Okidata 92 ..... \$180 off List  
Okidata 93 ..... NEW

### LOW PRICE

Epson ..... coll  
Toshiba 1351 ..... \$1339  
Juki 6100 ..... \$418  
Silver Reed 550 ..... \$498  
NEC 3530 ..... \$1279  
Diablo 630 ..... \$1669



# CMOS Technology

(Continued from page 75)

lar-level performance with the power, voltage range, temperature range, and noise-margin enhancements of CMOS. RCA, for example, has developed a special TTL-compatible CMOS family to provide pin-for-pin and functional replacements for all of its TTL functions. The basic family is intended primarily for new all-CMOS designs.

Summarized in Table II are the key parameters of CMOS, NMOS, and

est versions run at clock frequencies of 5 MHz, compared to the 3.2 MHz of the CDP1802A. Higher clock frequencies can be expected in the very near future.

The second trend is improvements in semiconductor processing, which allow a larger number of system functions to be incorporated on a single chip. For example, the CDP1804A contains 2K bytes of read-only memory (ROM), 64 bytes of random-access memory

RAM is more complex (thus occupying more chip area) than that of a ROM, total storage capacity of RAM chips is much smaller than for ROMs. At present, static RAMs are commonly available in 16K-bit sizes, though 64K-bit chips are appearing now. By comparison, per-chip ROM storage can be as large as 256K bits, or four times the capacity of RAMs.

However, dynamic RAM is not dead. Since a dynamic RAM requires a lower number of system clocks to operate, this helps to reduce the chip power requirement and improves operating speed. Because of the reduced area required by dynamic memory cells, 256K RAMs are currently available. New CMOS technology has also increased speed to a cycle time of 120 nanoseconds, also allowing a data cycle time of 65 ns, resulting in a data bandwidth of approximately 16.5 MHz.

Users can look forward to two trends in memory technology. The first is that densities (number of bits per chip) will continue to increase. Just as important, the speed of memory devices continues to increase. These two developments, compared to NMOS technology for static RAMs, are plotted in Fig. 4.

A complete system requires support devices to transfer data between the processor and memory, handle input/output (I/O) functions, perform timing functions, and other so-called house-keeping chores. A wide range of peripheral chips is available in CMOS technology to support the microprocessor and memory.

Manufacturers are producing a broad variety of CMOS chips such as keyboard interface devices, interrupt controllers, real-time clocks, UARTs (universal asynchronous receiver/transmitters), and video controllers, among others. These and other devices permit designers to construct systems by assembling building blocks of fully compatible components.

## View Down the Road

From the foregoing, it is obvious that the decade of the 1980s and beyond holds great promise for CMOS—and offshoot—technology. Because of its inherent characteristics, CMOS technology stands on the doorstep of technology leadership across the broad range of integrated circuits. ♦

**TABLE I—CMOS BENEFITS**

Key Characteristic	Benefit
Very low power consumption Typical values at 1 MHz/5 V	(a) Low power supply cost
Gate 1 mW	(b) No cooling fans (lower cost/small size)
Counter 3 mW	(c) Battery operation/standby/portable
8-bit Micro 5 mW	
4K RAM 20 mW	
Very low standby current For example: 16K CMOS RAM: 15 $\mu$ A/3 V/70°C	Allows backup storage with small/ low-cost battery
High noise immunity For example: 1.5 V at VDD = 5 V	Operates reliably in noisy environments without special filtering (e.g. process controllers)
Wide temperature range: Plastic: -40 to +85°C Ceramic: -55 to +125°C	Reliable operation in hostile conditions (e.g., automotive, engine control, military)

LSTTL. The speed enhancement made possible by new processing advancements gives CMOS a substantial advantage against the other devices.

## A Complete Family

While CMOS logic gradually overtakes TTL, the advantages of the technology are also continuing to make an impact on microprocessor and memory ICs. As the chip density of NMOS devices increased, the heat due to power dissipation increased. This forced the industry toward CMOS because, although its speed compares favorably with NMOS, its power requirements are far less, thus reducing on-chip heat to an acceptable level.

What is even more important is that certain CMOS processors (the 80C86 and 80C88 for example) can maintain their internal registers and data values with the clock stopped. This means that system current demands are greatly reduced, thus increasing battery life.

When CMOS is specified for peripheral devices, a power saving of 50:1 can be expected. A power saving of 5:1 can be expected when using CMOS memories. The first 8-bit CMOS processor, the CDP1802, was introduced by RCA in 1976.

The family tree shown in Fig. 3 traces the evolution of a typical "family" of CMOS microprocessors (in this case, the CDP1800 series) Two trends are evident. First, the speed of CMOS microprocessors is steadily increasing. The lat-

(RAM), and a timer/counter circuit, in addition to the basic microprocessor function elements.

Since users obtain all the power, temperature, and noise-margin benefits associated with CMOS technology, these microprocessors can be applied in equipment in which it may be extremely difficult to use either a bipolar or an NMOS processor.

As microprocessor-based systems become more memory-intensive, the need for high-density, low-power memory devices increases.

Since a static RAM requires far less control circuitry than dynamic RAM, most CMOS technology advances are being made in this area.

Low-power CMOS EEPROMs (electrically erasable PROM) have lower power dissipation, better noise immunity, and better temperature insensitivity than their NMOS counterparts. They are making inroads in the "permanent" memory area as used in battery-powered portable computers.

These two types of memory chips are projected to undergo the largest growth increases of any memory devices between now and 1990.

Because the basic storage cell of a

**TABLE II—CMOS CHARACTERISTICS**

	Type		
	LSTTL	NMOS	CMOS
Gate delay	8 ns	8 ns	8 ns
Power (F/F at 1 MHz)	20 mW	8 mW	2 mW
Noise immunity	0.4 V	0.4 V	1.5 V
Temperature range (commercial)	-40 to +85°C	-40 to +85°C	-55 to +125°C
Supply tolerance	$\pm 0.25$ V	$\pm 0.25$ V	3-18 V



# LET'S TALK EXPERT-TO-EXPERT

**PC TECH JOURNAL, the only magazine written for sophisticated IBM PC users...talks with you expert to expert!**

Do you require a magazine that provides you with the insight and knowledge to act as your silent partner when developing new programs? Have you needed to consult with authorities in telecommunications to

resolve a nagging problem? Wouldn't a second opinion about connecting your PC to a main-frame be helpful? With your subscription to PC TECH JOURNAL, you're harnessing experts in your field... experts who will talk to you in the language you understand, about the concerns you have...**EXPERT TO EXPERT!**

PC TECH JOURNAL is the technologically sophisticated magazine written for experts in the field of personal computing like yourself...discussing the concerns experts have...developing elegant programming methodologies only experts can understand...covering the whole field of IBM PC's with thought-provoking articles on communications, distributed processing, office automation, networking and programming.

Subscribe today and save up to 36% off the full subscription price, and have PC TECH JOURNAL delivered to your home or office every month! From One Expert to Another: subscribe today!

**TECH**  
JOURNAL

P.O. Box 2966, Boulder, Colorado 80322

TJ8Z003

**YES,** I want to communicate with other experts and professionals about IBM PC's and compatible machines! Please enter my subscription to PC TECH JOURNAL for:

- One year (12 issues) for \$24.97—SAVE 17%!  
 Two years for \$43.97—SAVE 27%!  
 Three years for \$57.97—SAVE 36%!

Mr./Mrs./Ms. \_\_\_\_\_ please print name in full

Company \_\_\_\_\_

Address \_\_\_\_\_

City \_\_\_\_\_ State \_\_\_\_\_ Zip \_\_\_\_\_

Savings based on full one-year subscription price of \$29.97.

**Check one:**  Payment enclosed.  Bill me later.

Charge my:  American Express  Visa  MasterCard

Card No. \_\_\_\_\_ Exp. Date \_\_\_\_\_

Add \$12 a year in Canada and all other foreign countries. Please allow 30 to 60 days for delivery of first issue.



## Xerox PARC (Continued from page 78)

lot of people adopted ideas from PARC. Apple just put enough money behind it and invested in driving its cost down to something everybody could afford."

Charles Simonyi also admits that companies like Microsoft, where he works, and even the entire industry owes a lot to PARC. He credits PARC's contribution not to how unique the scientists were but to the special circumstances they were given. "Other people have held the same dream but didn't have the freedom to develop it in a laboratory." Now he prefers to speak about the present: "What's going on now is a lot more exciting. The innovations that were once introduced by academics and at facilities like PARC now come from the industry."

### New PARCs

PARC not only inspired new products and new ideas; it also has spawned similar environments at other companies. Steve Jobs, Apple chairman and cofounder, visited PARC in 1979 and was inspired enough to invest in the Lisa and Mac technology. In the publicity that accompanied the debuts of these

products, he acknowledged his debt to PARC and its impact on Apple products. He has also collected former PARC employees, including Larry Tesler, who went to work at Apple in 1980 and Alan Kay, who arrived by an indirect route. After his years at PARC, Kay went first to Atari, where his job meant "politicking, keeping my finger in the dike and following my nose." Even as a chief scientist at Atari, Kay had a hard time trying to rationalize the need for basic computer research. The "bean counters," as he likes to call accountants, had the final word. At Apple he can expect a difference, especially because Jobs seems eager to resurrect the magic of Xerox PARC in developing its newest line of 32-bit machines.

### New Gardeners at PARC

The golden age at PARC officially ended when a new research management entered and Bob Taylor left last. Others had taken their leaves in the late 1970s when corporate headquarters in Stamford, Connecticut, took a more active interest in PARC operations. Scientists at PARC started to feel pressed to make

their work more relevant to the Xerox bottom line. In the spring of 1983 Xerox appointed a new PARC director, William Spencer, a Bell Labs veteran who is particularly oriented in turning the lab toward the marketplace.

Taylor hasn't retired. He, with members of the original PARC team, is in the process of establishing a new computer research facility in Palo Alto, with another corporate parent, DEC (Digital Equipment Corporation).

Though details are few, it appears that DEC, a company that has a solid standing in personal computers and is well-entrenched as the minicomputer leader, needs the ideas that only a think tank expert and talent collector like Taylor can offer.

While Taylor is reluctant to talk about a center that isn't even completely built, he did put the new DEC center and PARC in a long perspective: "If you're going to try and connect the present with the past, I would suggest going back to the ARPA days. The whole thing has been a continuum. PARC is not anything special in that continuum. It was just a midway point." ◇

## PRINTERS

QUALITY BRANDS...  
...DISCOUNT PRICES

- ANADEK
- BROTHER
- C-ITOH
- EPSON
- JUKI
- OKIDATA
- SMITH-CORONA
- TOSHIBA
- TRANSTAR

CALL OR WRITE FOR THE PRINTER & PRICE TO MEET YOUR NEEDS. YOUR SATISFACTION GUARANTEED.

## CRAFTSMAN CORPORATION

3116 BAY to BAY — BOX 18966  
TAMPA, FL 33679

**813/831-5681**

IN FLORIDA


ALL OTHERS 1-800-237-4044

VISA & MASTERCARD ACCEPTED

Circle No. 7 on Free Information Card

## Put Professional Knowledge and a COLLEGE DEGREE in your Electronics Career through

## HOME STUDY



### Earn Your DEGREE

No commuting to class. Study at your own pace, while you continue your present job. Learn from Grantham easy-to-understand lessons, with help from your home-study instructors.

You can earn your B. S. Degree in the Grantham electronics degree program, offered by independent home study and accredited by the NHSC Accrediting Commission.

Our free bulletin gives details. Write for *Bulletin E-84*.

**Grantham College of Engineering**  
2500 So. LaCienega Blvd.  
P. O. Box 35499  
Los Angeles, California 90035

## CALCULATOR SAVINGS

hp HEWLETT  
PACKARD



HP-11C Programmable	...	\$84.99	82160A HP-IL Module	...	\$99.99
HP-12C Financial	...	99.99	82161A Cassette Drive	...	359.99
HP-15C Programmable	...	99.99	82162A HP-IL Printer	...	359.99
HP-16C Hexadecimal	...	99.99	82164A RS-232 Interf.	...	249.99
HP-41CV Alpha Progm	...	189.99	82198A 80 col Video Int	...	269.99
HP-41CX Extnd Functn	...	259.99	7470A HP-IL Plotter	...	899.99
82104A Card Reader	...	149.99	82180A Extnd Functns	...	59.99
82143A Printer	...	299.99	82181A Extnd Memory	...	59.99
82153A Wand	...	99.99	HP-75C Computer	...	699.99
HP-97 Desk Progm	...	599.99	HP-75C Computer	...	929.99
82160A HP-IB Interf.	...	359.99	HP-75C Computer	...	149.99
82400A Card Reader	...	Call	82700A 8K Mem for 75	...	149.99
82401A HP-IL Interface	...	107.99			
82420A 4K Mem for 71B	...	59.99			
HP-75C Computer	...	699.99			
HP-75C Computer	...	929.99			
HP-75C Computer	...	149.99			
82700A 8K Mem for 75	...	149.99			

Call for Low Prices on all Accessories and Software

TI	TI-86 Advanced Programmable, 500 steps	...	\$59.99
	TI-95 Student Scientific Calculator	...	19.99
	TI-55-II Scientific Calculator w/ Statistics	...	39.99
	LCD-Programmer Hexadecimal Converter	...	59.99
	BA-II Business Analyst Financial	...	36.99
	BA-55 Advanced Handheld Financial	...	49.99
Sharp	EL-7050 4-Color Graphwriter	...	\$79.99
	EL-7001 Memowriter	...	39.99
	EL-7100 Deluxe Memowriter	...	69.99
	EL-550 Printing Handheld Scientific	...	29.99
	EL-5500T Handheld Computer/Calculator	...	79.99
	CE-126P Cassette Interface/Printer for 5500	...	84.99
	EL-7050R Factory refurbished	...	39.99
	EL-7001R Factory refurbished	...	29.99
	EL-7100R Factory refurbished	...	39.99
	EL-550R Factory refurbished	...	19.99
	PC-1500/A ROM Software Modules	...	49.99
Case	FX-700P Handheld Computer, 1568 steps	...	\$59.99
	FA-3 Cassette Adapter for FX-700P	...	34.99
	FP-12 20-column printer for FX-700P	...	59.99
	FX-98 Credit card Solar Scientific Calculator	...	24.99
	FX-450 Scientific Calculator with Hexadecimal	...	29.99
	FX-720P Expandable Handheld Computer	...	79.99
	FX-750P Expandable 4K Handheld Computer	...	109.99
	SL-800 Film Card	...	22.99

Use cashier's check, postal money order, VISA, or M/C. Front checks take five weeks to clear. Add shipping: 1% of your order (\$3.99 minimum). East of Missisipi extra \$1.50. CA res add 9%. Subject to availability. USA prices.

ORDER 800-421-5188 Outside  
TOLL-FREE Information line (213) 633-3262 CA, AK, HI

**tam's**  
INCORPORATED

Tam's Inc, Dept CE  
14932 Garfield Ave.  
Paramount, CA 90723  
(213) 633-3262

Circle No. 42 on Free Information Card

# Symphony

(Continued from page 50)

the virtues of its predecessor. One feature that has been enhanced over the 1-2-3 implementation is the ability to freeze entries on the screen. You can freeze rows at the top and/or columns at the left borders of the window, which is particularly useful in a large worksheet where it is difficult to remember which data is in a particular row or column.

## Graphics

Symphony breaks little new ground with its graphics capabilities. Available formats are line graphs, bar graphs, stacked bar charts, pie charts, exploded pie charts, and high-low graphs. The latter two graph types are not available in 1-2-3. All of the normal capabilities of labeling, creating titles, shading or cross-hatching, and scaling are found in Symphony.

The thing that is new in Symphony—and in some of its competitors—is the ability to display on the screen simultaneously the data and the graph. This is particularly useful because you can dynamically see the effects of changing a data element on a graph. Unfortunately, it is not possible to print graphs with text other than labels and titles.

# Symphony can display data and graphs simultaneously

## Databases

A Symphony database is a specific organization of a worksheet. Each column of the worksheet contains a field in the database. The first row of the worksheet contains the field names; each row thereafter contains one data record. You enter data one record (row) at a time. The advantage of using the database format over a spreadsheet is it gives you the ability to set up forms for data entry. You can customize a form to give information about the item to be entered and to do edit checks on the entries. Data entry forms can be set up so that entry clerks see only the parts of the database relevant to them. For example, a manager could set up a payroll database with multiple data entry forms—one for entering confidential information about an employee (e.g., the hourly rate) and one for a clerk to enter the number of hours worked. Since each field in a record is really a cell in a spreadsheet, fields can also be calculated using all the power that is normally available in a spreadsheet. In the case of the payroll database, an employee's weekly wage could be calculated

RATED #1 FOR SERVICE & RELIABILITY



23 PARK ROW  
NEW YORK CITY,  
NEW YORK  
10038

COMMODORE 64



\$199.95  
•64K RAM  
•Microsoft Basic  
•High Resolution Graphics

COMMODORE 64 SOFTWARE

- |  |            |
|--|------------|
| ENTERTAINMENT  |            |
| COMMODORE GOLF   | \$14.95    |
| SYNAPSE Blue Max (C or D)  | \$24.95    |
| SYNAPSE Zaxxon K (C or D)  | \$24.95    |
| SPACE FIGHT Simulator II   | \$39.95    |
| ACCESS Beach Head (C)  | \$24.95    |
| ACCESS Neutral Zone  | \$24.95    |
| ATARI SOFT Dora Position   | \$29.95    |
| ATARI SOFT Ms. Pac-Man   | \$29.95    |
| COMMODORE Music Machine  | \$24.95    |
| AUTOMATED Summer Games (C)   | \$24.95    |
| AUTOMATED Temple of Aphsal (C)   | \$24.95    |
| AUTOMATED PRESTO   | \$24.95    |
| MUSE Castle Wolfstein (C)  | \$19.95    |
| COMMODORE Kidman   | \$14.95    |
| WAVEFORM MusicCac ProPack (C)  | \$119.95   |
| BUSINESS   |            |
| COMMODORE ESCRYPT (C)  | \$39.95    |
| HES Multiple (C)   | \$34.95    |
| COMMODORE The Manager  | \$34.95    |
| COMMODORE ETICAL (C)   | \$34.95    |
| COMMODORE Simon's basic  | \$39.95    |
| COMMODORE DPM 2.2  | \$49.95    |
| COMMODORE Magic Desk (C)   | \$49.95    |
| COMMODORE Logo   | \$49.95    |
| COMMODORE Assembler/Editor (C)   | \$49.95    |
| SCARBOROUGH Mastertyping Cart  | \$24.95    |
| COMMODORE Nevada Cabal (C)   | \$39.95    |
| CONTINENTAL Home Acc (C)   | \$44.95    |
| SERIA Homeword (C)   | \$39.95    |
| BATTERIES INCLUDED Oracle (C)  | \$109.95   |
| BATTERIES INCL Paperclip w/epi   | \$84.95    |
| ELECT. ARTS Cut and Paste (C)  | \$34.95    |
| COMMODORE Nevada Fortran (C)   | \$39.95    |
| COMMODORE Type Right (C)   | \$17.95    |
| COMMODORE General Ledger (C)   | \$34.95    |
| COMMODORE Inventory (C)  | \$34.95    |
| SPRINKLER  | \$24.95    |
| Choose From: Fraction Fever, Aerobics, Story Machine, Up for Grabs, Trans, Snapper, Trooper, 1 Knowledge Story Creator, All in the Color, Love, Olympic Life, Bubble Blast, Rhymes and Riddles |            |
| MODEMS   |            |
| ANCHOR AUTOMATION  |            |
| VOLVASKROM Universal w/ Cable  | \$64.95    |
| Specify computer with order  |            |
| SIGNALMAN MIC-9  |            |
| RS-232 Hayes Compatible  | \$329.95   |
| ATARI 1030 Direct Connect  | \$119.95   |
| VIC V1500 For VIC 20 & 64  | \$279.95   |
| VIC V1550 Auto Dial for C64 & VIC 20/79.95   |            |
| MIPP 1000 Direct Conn for Atari  | \$129.95   |
| FLOPPY DISKS   |            |
| SINGLE SIDES/DOUBLE SIDES  | \$24.95/10 |
| Choose From: Verbatim M0525, Elephant Gold, BASF FD10, TDK M105, Maxell M01, D&L SIDED INCL. DISKETTES   | \$29.95/10 |
| Choose From: Verbatim M050, Elephant Orange, Scotch Maxell M020, TDK M205, We Also Stock 8" Disks  |            |

# THIS MONTH'S SUPER SPECIALS



APPLE IIe: 64K D/D DRIVE & CONTROLLER  
90 COL. CARD, GREEN MONITOR, CALL  
FRANKLIN ACE PRO+ 64K D/D DRIVE  
W/CONT. RD COL. CARD, CPN MONITOR/CALL  
EPSON CB10 256K 2 D/D DRIVES, W/DOCS  
CPN MON. IN GIFT, PRINT. SW/PRN \$2799.95  
SANYO MBE555 128K 2 DRIVES  
\$1499.95  
\$1499.95

## APPLE COMPATIBLE DISK SOFTWARE

- |  |         |
|--|---------|
| ENTERTAINMENT  |         |
| SIERRA Time Zone Princess  | \$54.95 |
| INFOCOM Deadline   | \$29.95 |
| INFOCOM Zork 1 to 2  | \$24.95 |
| SUBLOGIC Flight Simulator II   | \$34.95 |
| ELECT. ARTS One on One   | \$29.95 |
| DESTIA Chess   | \$44.95 |
| AUTOMATED Temple of Aphsal   | \$24.95 |
| ATARI SOFT   | \$29.95 |
| Choose From: Ms. Pac-Man, Defender, Centipede, Donkey Kong, Sargate, Pac-Man |         |
| BUSINESS/EDUCATIONAL   |         |
| CONTINENTAL Home Accountant  | \$39.95 |
| SCARBOROUGH Mastertyping   | \$24.95 |
| SERIA Homeword   | \$39.95 |
| HAYDEN Sargon III Chess  | \$39.95 |
| BARROUS S.A.T. Study Course  | \$59.95 |
| BROOKBOND Bank Street Writer   | \$44.95 |
| SERIA Screenwriter   | \$44.95 |
| HAYDEN The Writer 2.2  | \$44.95 |



IBM PC1 256K D/D DRIVE, GREEN MONITOR  
COLOR PRINTER INTERFACE CALL  
IBM PC2 128K D/D DRIVE  
COLOR PRINTER INTERFACE CALL  
EAGLE PC2 128K 2 DRIVES, 12 MONITOR  
PC COMPATIBLE, M0005 & LPM86 \$2469.95  
EAGLE SPIRIT 2 PORTABLE PC 128K 2-320K  
DRIVES  
\$1299.95  
9" MONITOR, MS DOS 2.0, CP/M86 \$2295.95

## IBM PC COMPATIBLE DISK SOFTWARE

- |  |          |
|--|----------|
| ENTERTAINMENT  |          |
| HAYDEN Sargon III Chess  | \$39.95  |
| INFOCOM Planetrek  | \$29.95  |
| CYBERIA Murder by the Dozen  | \$24.95  |
| STRATEGIC Tigers in the Snow   | \$29.95  |
| STRATEGIC Ward Factor  | \$29.95  |
| ATARI SOFT   | \$29.95  |
| Choose From: Pac-Man, Centipede, Donkey Kong, Sargate, Defender, Robotron 2084 |          |
| EDUCATIONAL  |          |
| BARROUS S.A.T. Study Course  | \$59.95  |
| SCARBOROUGH Mastertyping   | \$24.95  |
| BUSINESS   |          |
| CBS MULTIMAX 3.2   | \$279.95 |
| CBS SalesEdge  | \$229.95 |
| SORCUM Friday Night Manager  | \$229.95 |
| SORCUM SuperCalc 3   | \$249.95 |
| ELECT. ARTS Cut & Paste  | \$39.95  |
| SYNEX DATA Telemark Program  | \$99.95  |

Also available and in stock Apple, Eagle, IBM, and Sanyo computer systems. Call for lowest prices!

## FREE GIANT CATALOGS


- 288 PAGE AUDIO / VIDEO / COMPUTER CATALOG
- 64 PAGE RECORD AND CASSETTE CATALOG
- 80 PAGE VIDEO MOVIE CATALOG

23 PARK ROW, DEPT. CE9, NYC, NY 10038

HOW TO ORDER BY MAIL: FOR SHIPMENT AND COURTEOUS SHIPMENT, SEND MONEY ORDER, CERTIFIED CHECK, CASHIER'S CHECK, MASTERCARD, VISA, include card number, interbank No., expiration date and signature. **DO NOT SEND CASH.** PER. SOME, AND BUSINESS CHECKS MUST CLEAR OUR BANK BEFORE PROCESSING. \$25 MINIMUM ORDER. Shipping, handling & insurance charge is 5% of Total Order with a \$3.95 minimum. We ship TO CONTINENTAL U.S., ALASKA, HAWAII, PUERTO RICO, AND CANADA, ONLY. Canadian Orders Add 15% Shipping, with a \$9.95 minimum charge. For shipments by air, please double these charges. **SORRY NO E.O.D.'s.** NEW YORK RESIDENTS PLEASE ADD SALES TAX. ALL MERCHANDISE SHIPPED BRAND NEW, FACTORY FRESH, AND 100% GUARANTEED. WE ARE NOT RESPONSIBLE FOR ANY TYPOGRAPHICAL ERRORS.

WRITE OR CALL FOR FREE 288 PAGE AUDIO / VIDEO / COMPUTER CATALOG

Circle No. 23 on Free Information Card



Inmac makes it easy to make your computer work harder.

- Choose from over 1500 products, all specially selected to help you get more out of your computer.
- One-stop shopping. Paper, connectors, cables, more. Many exclusive Inmac products, too.
- Easy ordering. Mail, phone or TWX. Verbal P.O.'s welcome.
- Lower shipping costs. All 9 Inmac distribution centers are fully stocked, so your order can be shipped from the nearest center.
- 45-day risk-free trial. Full refund if not completely satisfied.
- Guaranteed quality. Most guaranteed for one year, some guaranteed for life.

1-800-547-5444\*

**inmac** PERSONAL COMPUTER SUPPORT CATALOG

NAME \_\_\_\_\_

COMPANY \_\_\_\_\_

ADDRESS \_\_\_\_\_

CITY \_\_\_\_\_

STATE \_\_\_\_\_ ZIP \_\_\_\_\_ PHONE \_\_\_\_\_

Please send me a free copy of Inmac's Personal Computer Support Catalog.

Inmac Catalog Dept.  
2465 Augustine Drive  
Santa Clara, CA 95051

\*In California, call 1-800-547-5447 for your free catalog.

Circle No. 10 on Free Information Card

235106



**AMAZING DEVICES**

PERSONAL DEFENSE AND PROPERTY PROTECTION UTILIZE SPACE AGE TECHNOLOGY. CAUTION THESE DEVICES CAN BE HAZARDOUS AND MAY SOON BE ILLEGAL

**PHASORS**

**POCKET PAIN FIELD GENERATOR — IPG50**  
 Assembled ..... \$59.50  
 IPG5 ..... Plans ..... \$7.00 IPG5K ..... Kit/Plans ..... \$39.50

**PHASOR PAIN FIELD CROWD CONTROLLER — PPF10**  
 Assembled ..... \$250.00  
 PPF1 ..... Plans ..... \$15.00 PPF1K ..... Kit/Plans ..... \$175.00

**BLASTER** — Provides a plasma discharge capable of puncturing a can  
 BLS10 ..... Assembled ..... \$79.50  
 BLS1 ..... Plans ..... \$10.00 BLS1K ..... Kit/Plans ..... \$59.50

**SHOCKER/PARALYZING DEVICE** — Very intimidating and effective  
 SHG60 ..... Assembled ..... \$99.50  
 SHG6 ..... Plans ..... \$10.00 SHG6 ..... Kit/Plans ..... \$79.50

**LASERS**

**RUBY LASER RAY GUN** — Intense visible red beam burns and welds hardest of metals. **MAY BE HAZARDOUS.**  
**RUB3 All Parts Available for Completing Device** \$15.00  
**CARBON DIOXIDE BURNING, CUTTING LASER** — Produces a continuous beam of high energy. **MAY BE HAZARDOUS.**  
**LC5. All Parts Available for Completing Device.** \$15.00  
**VISIBLE LASER LIGHT GUN** — produces intense red beam for sighting, spotting, etc. Hand held complete  
 LGU3 ..... Plans ..... \$10.00 (Kit & Assembled Units Available)  
**IR PULSED LASER RIFLE** — Produces 15-30 watt infra-red pulses at 200-2000 per sec.  
 LR3 ..... All Parts & Diodes Available ..... \$10.00  
**BEGINNERS LOW POWER VISIBLE LASER** — Choice of red, yellow, green — provides an excellent source of monochromatic light  
 LHC2 ..... Plans ..... \$5.00 LHC2K ..... Kit ..... \$29.50

**SECURITY**

**SNOOPER PHONE** — Allows user to call his premises and listen in without phone ever ringing  
 SNP20 ..... Assembled ..... \$89.50  
 SNP2 ..... Plans ..... \$9.00 SNP2K ..... Plans/Kit ..... \$59.50

**LONG RANGE WIRELESS MIKE** — Miniature device clearly transmits well over one mile. Super sensitive, powerful  
 MFT1 ..... Plans ..... \$7.00 MFT1K ..... Plans/Kit ..... \$39.50

**WIRELESS TELEPHONE TRANSMITTER** — Transmits both sides of phone conversation over one mile, shuts off automatically  
 VWPM5 ..... Plans ..... \$8.00 VWPM5K ..... Plans/Kit ..... \$34.50

**TALK & TELL AUTOMATIC TELEPHONE RECORDING DEVICE** — Great for monitoring telephone use  
 TAT20 ..... Assembled ..... \$24.50  
 TAT2 ..... Plans ..... \$5.00 TAT2K ..... Plans/Kit ..... \$14.50

Our phone is open for orders anytime. Technicians are available 9-11 a.m., Mon-Thurs for those needing assistance or information. Send for free catalog of hundreds more similar devices. Send check, cash. MO, Visa, MC. COD to: **INFORMATION UNLIMITED**  
 DEPT Q1, P.O. Box 716 Amherst, N.H. 03031 Tel 603-673-4730

## Symphony

culated by means of the spreadsheet.

Once you have created the database, you can extract information in the format you specify. For example, from the payroll database you could extract a list of employees who worked more than 40 hours in a week. Capabilities exist within Symphony for ordering the database entries (sorting) based on any field and for report generation. Because of the integrated nature of Symphony, you can set up a form letter using the word processing facility and insert the names and addresses from a database. You can control the order in which the letters are printed, e.g., alphabetical or zip code order.

## Symphony is a worthy contender in the integrated software competition

### Communications

Symphony includes a means of exchanging information with other computers. The communications package includes facilities for storing phone numbers and automatic log-in procedures. You can also define settings such as auto-dial or auto-answer for your modem. Using the communications package of Symphony you can have the PC act like a "dumb" terminal to a mainframe computer. I found it relatively easy to emulate a VT100, call a VAX computer and run a program to extract some data, capture the data directly into a Symphony spreadsheet and graph it.

### Add-on Applications

With Symphony you can access other applications and return to the same place within your Symphony session. At this time two such applications have been implemented, DOS and the Symphony tutorial. I was able to exit to DOS from a Symphony spreadsheet work session, create a print file using Supercalc, and return to Symphony. This capability will permit Lotus and others to expand Symphony to include new applications. For example, Lotus plans to market spelling-checker and appointment calendar add-ons by the end of this year.

### Importing Data from Other Programs

After some manipulation I was able to take a file created using Supercalc and import it into Symphony. I found that it was advantageous to separate the text

and the numbers into separate files before importing the information. Symphony was unable, however, to import numbers with imbedded commas properly. I could not, of course, import the formulas for calculation; I had to re-enter them using the spreadsheet facilities of Symphony. Importing a text file from another word processor was relatively easy.

Symphony also provides a translation utility for dBASE-II and Visicalc files. The translation utility works both ways—that is, you can import files into Symphony or export files from Symphony to the other programs. Symphony will work without translation on 1-2-3 files, except that you first must rename files with a different file type.

### Command Language

One place where Lotus has made improvements to 1-2-3 is in macros. Often you find that you are repeating the same series of keystrokes over and over again. Within Symphony you can create a macro by using the Learn facility to Teach the keystrokes to the computer. When you invoke the macro, the same series of keystrokes will be repeated automatically.

Lotus has applied the concept of a macro to more complex sets of problems. For example, Lotus claims that you can develop your own menus, similar to the ones used in Symphony, but tailored to your particular application. Thus you might create a database application to catalog the items in your home for insurance purposes and create commands such as NewItem, DeleteItem, RevalueItem.

Symphony provides a language of more than 80 commands. Evaluating the language, which includes arithmetic, logical (including decision-making), string and statistical functions, is beyond the scope of this review.

### Conclusion

Symphony is a very powerful system whose particular strength lies in its complete integration of its various facilities. It is a worthy contender in the integrated software competition. If you do a lot of spreadsheet work and would like to be able to be able to incorporate text with tables and charts, then this may be the package for you. I wish that it included dynamic reformatting in the word processing module and did not require the use of two disks to start the system (in order to include the Help facility). In a package of this complexity and magnitude, however, these are very small annoyances. ◇

## The Mean Little Kit




New compact 24-piece kit of electronic tools for engineers, scientists, technicians, students, executives. Includes 7 sizes screwdrivers, adjustable wrench, 2 pair pliers, wire stripper, knife, alignment tool, stainless rule, hex-key set, scissors, 2 flexible files, burnisher, miniature soldering iron, solder aid, coil of solder and desoldering braid. Highest quality padded zipper case, 6 x 9 x 1 3/4" inside. Satisfaction guaranteed. Send check, company purchase order or charge Visa or Mastercharge. We pay the shipping charges.

JTK-6 Tool Kit ..... \$95.00

### Free Catalog!

Page after page of hard-to-find precision tools. Also contains complete line of tool kits and tool cases. Send for your free copy today!



### JENSEN TOOLS INC.

7815 South 46th St., Phoenix, AZ 85040  
 Phone: 602-968-6241 TWX:910-950-0115

Circle No. 8 on Free Information Card

## Computer Scientist

(Continued from page 31)

can learn a great deal about the flexibility and power of analog computers by simulating a simple machine with the help of any personal computer having analog joystick ports.

Suitable computers include Radio Shack's TRS-80 Color Computer, the Apple IIe and the IBM PC family. Consider, for example, the PCjr, a machine having two analog joystick ports. Each port supports two potentiometers and two on-off switches. Therefore, a simple analog control panel having four potentiometers and four switches can be constructed.

In Part 2 of this column, I'll describe how to assemble such a panel from readily available parts. In the meantime, you can easily experiment with an analog input for your computer by using its joysticks as analog input devices.

For example, the listing that follows converts the PCjr into an analog input machine that provides the sum, difference, product and quotient of any two joystick values:

```

10 'PCjr ANALOG COMPUTER
   SIMULATOR
20 CLS
30 X=STICK ( 0 ) : Y=STICK ( 1 )
40 LOCATE 6 , 15
50 PRINT "X =" ; X ; "Y =" ; Y
60 LOCATE 8 , 15
70 PRINT "X*Y =" ; X*Y
80 LOCATE 10 , 15
90 PRINT "X/Y =" ; X/Y
100 LOCATE 12 , 15
110 PRINT "X+Y =" ; X+Y
120 LOCATE 14 , 15
130 PRINT "X-Y =" ; X-Y
140 GOTO 30
  
```

Though this program is specifically designed for the PCjr, it can be easily adapted for use with any other machine having joystick inputs. When the program is run, the monitor displays a table showing the current joystick values (X and Y) and the results of the four basic arithmetic operations. Here's the table that was displayed when the joystick handle was moved to a random position:

```

X = 110   Y = 78
X*Y = 8580
X/Y = 1.410256  -02
X+Y = 188
X-Y = 32
  
```

Many other arithmetic operations and other enhancements can be added to this basic program: The X and Y values can be variables in an equation that is plotted on the display. Moving the joystick to change the variables would then almost

simultaneously alter the shape of the plotted curve. Similarly, the X and Y values can be used to set, via the joystick, the aspect ratio of an ellipse having a fixed diameter, as in this PCjr listing:

```

05 'PCjr VARIABLE ASPECT
   RATIO ELLIPSE
10 CLS
20 SCREEN 1 , 0
30 X=STICK ( 0 ) : Y=STICK ( 1 )
  
```

```

40 CIRCLE ( 160 , 94 ) ,
   20 , , , X/Y
50 CLS
60 GOTO 30
  
```

When this routine is entered and run, a flashing blue ellipse or circle appears. Moving the joystick's handle changes the aspect ratio of the ellipse.

Finally, a second joystick can be added.  
(Continued on page 114)



# Active



**The One Stop Electronic Shop!**

**Call Toll FREE 1-800-343-0874**

**In the United States:**

**Mail Orders**  
P.O. Box 8000  
Westborough, Mass.  
01581  
(Mass) (617) 366-0500

**Boston**  
133 Flanders Road  
Westborough, Mass.  
01581  
(617) 366-9684

**Seattle**  
13107 Northup Way  
Bellevue, Wash.  
98004  
(206) 881-8191

**In Canada:**

**Montréal**  
5651 Rue Ferrier  
Montréal, Québec  
H4P 1N1  
(514) 731-7441

**Ottawa**  
1023 Merivale Road  
Ottawa, Ontario  
K1Z 6A6  
(613) 728-7900

**Toronto**  
14 Carlton Street  
Toronto, Ontario  
M5B 1K5  
(416) 977-7692

**Calgary**  
3220-5th Ave. N.E.  
Bay 2  
Calgary, Alberta  
T2A 5N1  
(403) 235-5300

**Downsview**  
86 St. Regis Cr. N.  
Downsview, Ontario  
M3J 1Y8  
(416) 630-0400

**Vancouver**  
3070 Kingsway  
Vancouver, B.C.  
V5R 5J7  
(604) 438-3321

**Visit your nearest Active store, call, write or circle the Reader Service Card for your copy of Active's new catalog.**



## \*REDUCES DISKETTE COST 50%!



Make use of the back of your 5 1/4" Diskettes and SAVE.

- **NIBBLE NOTCH** tools make it easy
- Adds the precise notch where you need it.
- Doubles diskette space or MONEY BACK.

### NIBBLE NOTCH I

Cuts square notch for Apple, II, II+, IIe, III, Franklin and Commodore.

only **\$14.95** each  
add \$1.50 each P&H / (\$4.50 each foreign P&H)

### NIBBLE NOTCH II

Cuts square notch and 1/4" inch round "index hole." For use with computers other than those shown above.

only **\$21.90** each  
add \$2.50 each P&H / (\$6.50 each foreign P&H)

SATISFACTION GUARANTEED OR YOUR MONEY BACK

\*Florida Residents Add 5% Sales Tax\*

### ORDER TODAY!

CALL TOLL FREE 1-800-642-2536  
OR SEND CHECK OR MONEY ORDER TO:



### NIBBLE NOTCH

### COMPUTER PRODUCTS

DIVISION OF CORTRAN INTERNATIONAL

4211 NW 75th TERRACE, • DEPT. 8.3  
LAUDERHILL, FL 33319

PAT. PEND. ALL TRADEMARKS ARE ACKNOWLEDGED

Circle No. 5 on Free Information Card

## Computer Scientist

(Continued from page 113)

ed to provide a total of four variables. If the joysticks are equipped with trigger buttons, from two to four user-selectable status conditions or preprogrammed numerical values can be inserted into the mix of available options.

In Part 2 I'll describe various ways to make and use a simple analog control panel for a personal computer. I'll also describe the surprisingly simple architecture of a futuristic, single-chip analog/digital microcomputer.

For more details about do-it-yourself simple analog computer circuits, see the "Experimenter's Corner" columns in the January and February 1979 issues of *Popular Electronics*. Both have been reprinted in *The Forrest Mims Circuit Scrapbook* (McGraw-Hill, 1983). ◇

## Stearns

(Continued from page 43)

On the other hand, many PC DOS compilers, assemblers and interpreters worked without problem. Lotus 1-2-3 only needs a small patch provided by Stearns to work properly. Software that uses the high-level interface to DOS, including many of the popular data processing packages, will run without any problems.

### Performance

In several benchmark tests, I compared the Stearns with the IBM PC-XT: floppy disk, hard disk, CPU speed, and a combination of these. I was interested in the effect of the faster clock speed and the 16-bit data bus. I found the Stearns to be roughly 2.5 times faster than the IBM XT, except in floppy disk applications, in which it was 1.5 times faster.

### Summary

The Stearns is a well-built machine offering a substantial performance improvement over the IBM PC and many other computers that are compatible with the IBM. The programmable keyboard and function key display on line 26 of the monitor enhance its performance and set it apart from the competition.

Potential buyers will have to weigh performance against compatibility and availability of software. The company does intend to market compatible versions of popular software packages through its dealers.

Without a doubt, this machine is well-suited both for word processing and data processing, especially where speed is essential. This computer is a strong entry in the field of IBM PC compatibles and is well worth considering. ◇

# GAME BOOKS FROM CREATIVE COMPUTING



**BASIC COMPUTER GAMES**, Micro-computer Edition, edited by David H. Ahl. Here's a great collection of 101 fascinating games, all written in easy-to-use Microsoft BASIC. Play Craps, Combat, Super Star Trek, Lunar LEM Rocket, Gomoko, Checkers, Boxing, Bowling—and 93 others! With an introduction, notes on Microsoft BASIC, and conversion instructions for other BASICs. 8 1/2" x 11", softcover, illustrated, with an index. 183 pp. \$7.95 (\$1.50) #6C

**MORE BASIC COMPUTER GAMES**, edited by David H. Ahl and Steve North. In this sequel to *Basic Computer Games* you'll find 84 challenging new games, complete with sample runs, program listings and illustrations. All run in Microsoft BASIC. Race your Ferrari, become a millionaire, joust with a knight, crack a safe, and more! Conversion table to other BASICs included. 8 1/2" x 11", softcover, illustrated, 200 pp. \$7.95 (\$1.50) #6C2  
TRS-80 Microcomputer Edition, \$7.95 (\$1.50) #6C4

TRS-80 is a registered trademark of the Radio Shack Division of Tandy Corp.

**CREATIVE COMPUTING PRESS** Dept. NX6C  
39 East Hanover Avenue, Morris Plains, New Jersey 07950

Send me the books listed below.

ITEM NO.	QTY.	TITLE	PRICE EACH	P&H* ( )	TOTAL
CA, NJ and NY residents add applicable sales tax					
Outside USA add \$3 for regular postage and handling per order.				TOTAL AMOUNT	

CHARGE ONE:

PAYMENT ENCLOSED \$ \_\_\_\_\_

CHARGE MY:  American Express  MasterCard  Visa  
(Charge and phone orders \$10 minimum)

Card No. \_\_\_\_\_ Exp. Date \_\_\_\_\_

Mr./Mrs./Ms. \_\_\_\_\_ (please print full name)

Address \_\_\_\_\_ Apt. \_\_\_\_\_

City \_\_\_\_\_

State \_\_\_\_\_ Zip \_\_\_\_\_

For faster service, CALL TOLL FREE: 800-631-8112.  
(In NJ call 201-540-0445)

Also available at your local bookstore or computer store.

For Home or Business  
WHAT...WHEN...HOW...

## LEARN HOW TO USE A COMPUTER

Train at home in spare time! No previous experience needed! Now you can learn it all! Computer programming...computer applications...computer games...everything you ever wanted to know about computer operations! Write your own computer programs or use hundreds of programs already available...budgeting, real estate, bookkeeping, expenses, investments, interest, taxes, shopping lists, vacation planning, addresses, phone numbers, routing...even foreign languages and graphics.

You'll know what really happens when you have a computer problem with a bank, store, loan company, oil company, utility or anyone else. You'll be able to talk their language... understand why and how things happen... to be able to take the offensive when you're the victim of a computer error. Experts explain everything in easy-to-understand language with step-by-step directions. Computer included with your training plugs into your TV.

### SEND FOR FREE FACTS!

584



COMPUTER TRAINING, Dept. PD084  
Scranton, Pennsylvania 18515

Rush me free facts that tell how I can learn computer applications, programming and operation at home in spare time. No cost. No obligation.

Name \_\_\_\_\_ Age \_\_\_\_\_

Address \_\_\_\_\_

City/State/Zip \_\_\_\_\_

Phone No. including area code (\_\_\_\_) \_\_\_\_\_

# Commodore

## RS232 ADAPTER FOR VIC-20 AND COMMODORE 64



The JE232CM allows connection of standard serial RS232 printers, modems, etc. to your VIC-20 and C-64. A 4-pole switch allows the inversion of the 4 control lines. Complete installation and operation instructions included.

Plugs into User Port - Provides Standard RS232C signal levels - Uses 6 signals (Transmit, Receive, Clear to Send, Request to Send, Data Terminal Ready, Data Set Ready)  
**JE232CM . . . . . \$39.95**

## VOICE SYNTHESIZER FOR APPLE AND COMMODORE



Over 250 word vocabulary - affixes allow the formation of more than 500 words • Built-in amplifier, speaker, volume control, and audio jack • Recreates a clear, natural male voice • Plug-in user ready with documentation and sample software • Case size: 7 1/4" L x 3 1/4" W x 1-3/8" H

APPLICATIONS: • Security Warning • Telecommunication • Teaching • Handicap Aid • Instrumentation • Games

The JE520 VOICE SYNTHESIZER will plug right into your computer and allow you to enhance almost any application. Utilizing National Semiconductor's DIGITALKER™ Speech Processor IC (with four custom memory chips), the JE520 compresses natural speech into digital memory, including the original inflections and emphases. The result is an extremely clear, natural vocalization.

Part No. Description Price  
**JE520CM** For Commodore 64 & VIC-20 . . . . . \$114.95  
**JE520AP** For Apple II, II+, and IIe . . . . . \$149.95



## JE664 EPROM PROGRAMMER

8K to 64K EPROMS — 24 & 28 Pin Packages

Completely Self-Contained — Requires No Additional Systems for Operation • Programs and validates EPROMs • Checks for properly erased EPROMs • Emulates PROMs or EPROMs • RS232C Computer Interface for editing and program loading • Loads data into RAM by keyboard • Changes data in RAM by keyboard • Loads RAM from an EPROM • Compares EPROMs for content differences • Copies EPROMs • Power Input: 115VAC, 60Hz, less than 10W power consumption • Enclosure: Color-coordinated, light tan panels with molded end pieces in mocha brown • Size: 15 1/4" L x 8 3/4" D x 3 1/4" H • Weight: 5 1/2 lbs

The JE664 EPROM Programmer emulates and programs various 8-Bit Word EPROMs from 8K to 64K-Bit memory capacity. Data can be entered into the JE664's internal 8K x 8-Bit RAM in three ways: (1) from a ROM or EPROM, (2) from an external computer via the optional JE665 RS232C BUS; (3) from its panel keyboard. The JE664's RAMs may be accessed for emulation purposes from the panel's left socket to an external microprocessor. In programming and emulation, the JE664 allows for examination, change and validation of program contents. The JE664's RAMs can be programmed quickly to all "1"s (or any value), allowing unprogrammed addresses in the EPROM to be programmed later without necessity of "10" erasing. The JE664 displays DATA and ADDRESS in convenient hexadecimal (alphanumeric) format. A "DISPLAY EPROM DATA" button changes the DATA readout from RAM word to EPROM word and is displayed in both hexadecimal and binary code. The front panel features a convenient operating guide. The JE664 Programmer includes one JMI16A Jump Module (as listed below).

**JE664-A EPROM Programmer. . . . . \$995.00**  
Assembled & Tested (Includes JMI16A Module)

JE665 — RS232C INTERFACE OPTION — The RS232C interface option implements computer access to the JE664's RAM. This allows the computer to manipulate, store and transfer EPROM data to and from the JE664. A sample program listing is supplied in MASMIC or CP/M languages. Documentation is provided to adapt the software to other computers with an RS232 port, 9600 Baud, 8-bit word, odd parity and 2 stop bits.

FOR A LIMITED TIME A SAMPLE OF SOFTWARE WRITTEN IN BASIC FOR THE TRS-80™ MODEL II, LEVEL II COMPUTER WILL ALSO BE PROVIDED.


**JE664-ARS EPROM Prog. w/JE665 Option. . . . . \$1195.00**  
Assembled & Tested (Includes JMI16A Module)

EPROM JUMPER MODULE (ES) — The JE664's JUMPER MODULE (Personality Module) is a plug-in module that presets the JE664 for the proper programming pulses to the EPROM and configures the EPROM socket connectors for that particular EPROM.

JUMP EPROM	Jumper No.	EPROM	Programming Pulse	EPROM MANUFACTURER	PRICE
JM00A	2708	25V	AMD	Motorola, Nat. Intels, TI	\$14.95
JM16A	2716, 2725, 2716 (Pi)	25V	Intel, Motorola, Ric. NEC, TI	AMD, Microware, Motorola	\$12.95
JM16B	2725, 2716 (Pi) w/ 12V	25V	Motorola, TI	Motorola, TI	\$14.95
JM32A	2725, 2716	25V	Motorola, TI	Motorola, TI	\$14.95
JM32B	2722	25V	AMD, Fujitsu, NEC, Matsushita, Intel, Mitsubishi, National		\$14.95
JM20C	2732A	21V	Fujitsu, Intel		\$14.95
JM40A	MC28087A, MC28087, 76A	21V	Fujitsu, Intel		\$14.95
JM40B	2716A	21V	Intel, Faraday	ORL	\$14.95
JM40C	76A	25V	TI		\$14.95


# ProModem 1200

## Intelligent 300/1200 Baud Telephone Modem with Real Time Clock/Calendar



The **ProModem™** is a Bell 212A (300/1200 baud) intelligent stand-alone modem • Full featured expandable modem • Standard features include Auto Answer and Auto Dial, Help Commands, Programmable Intelligent Dialing, Touch Tone™ and Pulse Dialing & More • Hayes command set compatible plus an additional extended command set • Shown w/alphanumeric display option.  
**PM1200. . . . . \$375.00**

# KEYBOARDS




**Mitsumi 54-Key Unencoded Matrix All-Purpose Keyboard**  
• SPST keyswitches • 20 pin ribbon cable connection • Low profile keys • Features: cursor controls, control, caps lock, function, enter and shift keys • Color (keycaps): grey • Wt.: 1 lb. • Pinout included  
**KB54. . . . . \$14.95**



**76-Key Serial ASCII Keyboard**  
• Simple serial interface • SPST mechanical switching • Operates in upper and lower case • Five user function keys: F1-F5 • Six finger edge card connection • Color (keys): tan • Weight: 2 lbs. • Data Incl  
**KB76. . . . . \$29.95**



**106-KEY 8-BIT SERIAL ASCII KEYBOARD**  
The terminals were designed to be daisy chained around a central host computer and used as individual work stations • Hall effect switching - numeric and cursor keypad • 10 user definable keys • 50" interface cable with 9-pin sub-miniature connector • 7 LED function displays • Security lock • N-key rollover • Automatic key repeat function • Color: (case): white w/black panel - (key caps): grey and blue • Weight: 6 1/2 lbs. • Data included.  
**KB139 . . . . . \$59.95**



**68-Key Keyboard with Numeric Keypad for Apple II and II+**  
Plugs directly into Apple II or II+ motherboard with 16-pin ribbon cable connector • 26 special functions • Color (keys): white/grey • Weight: 2 lbs  
**KB-A68. . . . . \$89.95**

# POWER SUPPLIES



**TRANSACTION TECHNOLOGY, INC. 5VDC @ 1 AMP Regulated Power Supply**  
• Output: +5VDC @ 1.0 amp (also +30VDC regulated) • Input: 115VAC, 60 Hz • Two-tone (black/beige) self-enclosed case • 6' foot, 3-conductor black power cord • Size: 6 1/2" L x 7" W x 2 1/4" H • Weight: 3 lbs.  
**PS51194 . . . . . \$14.95**



**Power/Mate Corp. REGULATED POWER SUPPLY**  
• Input: 105-125/210-250 VAC at 47-63 Hz • Line regulation: ±0.05% • Three mounting surfaces • Overvoltage protection • UL recognized • CSA certified  
Part No. Output Voltage Size Weight Price  
**EMAS/6B** 5V@3A/6V@2.5A 4 1/4" L x 4 1/4" W x 2 1/4" H 2 lbs \$29.95  
**EMAS/6C** 5V@6A/6V@5A 5 1/4" L x 4 1/4" W x 2 1/4" H 4 lbs \$39.95



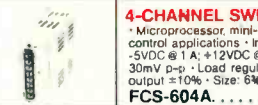
**POWER SUPPLY +5VDC @ 7.6 AMP, 12VDC @ 1.5 AMP SWITCHING**  
• Input: 115VAC, 50-60Hz • 3 Amp/230VAC, 50Hz @ 1.6 amp • Fan volt. power supply select switches (115/230VAC) • Output: 5VDC @ 7.6 Amp, 12VDC @ 1.5 amp • 8' foot black power cord • Size: 11 1/4" L x 13 1/4" W x 3 3/4" H • Weight: 6 lbs  
**PS94V0S. . . . . \$39.95**



**KEPCO/TDK 4-OUTPUT SWITCHING POWER SUPPLY**  
• Ideal for disk drive needs of CRT terminals, microcomputers and video games • Input: 115/230VAC, 50/60Hz • Output: +5V @ 5 Amp, +12V @ 1.8 Amp, +12V @ 2 Amp, -12V @ 0.5 Amp • UL recognized • CSA certified  
Size: 7 1/4" L x 5 1/16" W x 1 1/4" H • Weight: 2 lbs.  
**MRM 174KF. . . . . \$59.95**



**POWER PAC INC. REGULATED POWER SUPPLY**  
• Perfect for computer systems • Output: +5VDC @ 11 Amps, -5VDC @ 1 Amp, +12VDC @ 2 Amps, -12VDC @ 0.5 Amp and +24VDC @ 3 Amps • Over-voltage protection • Size: 12 1/4" L x 6 1/4" W x 4 3/8" H • Weight: 17 lbs. • Spec. incl.  
**PS2922. . . . . \$69.95**



**4-CHANNEL SWITCHING POWER SUPPLY**  
• Microprocessor, mini-computer, terminal, medical equipment and process control applications • Input: 90-130VAC, 47-440Hz • Output: +5VDC @ 5A, -5VDC @ 1A, +12VDC @ 1A, -12VDC @ 1A • Line regulations: ±0.2% • Ripple: 30mV D-p • Load regulation: ±1% • Overcurrent protection • Adj: 5V main output ±10% • Size: 5 1/4" L x 1 1/4" W x 4-15/16" H • Weight: 1 1/2 lbs.  
**FCS-604A. . . . . \$69.95 each**



**Switching Power Supply for APPLE II, II+ & IIe™**  
• Can drive four floppy disk drives and up to eight expansion cards • Short circuit and overload protection • Fits inside Apple computer • Fully regulated +5V @ 5A, +12V @ 1.5A, -5V @ 5A, -12V @ 5A • Direct plug-in power cord included • Size: 9 1/4" L x 3 1/2" W x 2 1/4" H • Weight: 2 lbs.  
**KHP4007. . . . . \$79.95**

\$10.00 Minimum Order — U.S. Funds Only  
California Residents Add 6 1/2% Sales Tax  
Shipping — Add 5% plus \$1.50 Insurance  
Send S.A.S.E. for Monthly Sales Flyer!

Spec Sheets — 30¢ each  
Send \$1.00 Postage for your FREE 1984 JAMECO CATALOG  
Prices Subject to Change

Mail Order Electronics • Worldwide  
**Jameco ELECTRONICS**  
1355 SHOREWAY ROAD, BELMONT, CA 94002  
9/84 PHONE ORDERS WELCOME — (415) 592-8097 Telex: 176043

# Fiberoptics

## NEW! The EDU-LINK Learning Kit



The EDU-LINK fiber optic system is a low-cost, TTL compatible data transmission system designed specifically as an educational tool for students and engineers working in many different industries. Includes: transmitter PCB, a receiver PCB, one meter of plastic optical fiber, and all the necessary electrical hardware • Complete step-by-step instructions, theory of operation, and tutorial information are included.

## ELK-1. . . . . ONLY \$19.95

# APPLE ACCESSORIES

## 5 1/4" APPLE™ Direct Plug-In Compatible Disk Drive and Controller Card

The ADD-514 Disk Drive uses Shugart SA390 mechanics — 143K formatted storage • 25 Tracks • Compatible with Apple Controller & ACC-1 Controller • The drive comes complete with connector and cable — just plug into your disk controller card • Size: 6" L x 3 1/2" W x 8-9/16" D • Weight: 4 1/2 lbs.  
**ADD-514 (Disk Drive) . . . . . \$195.95**  
**ACC-1 (Controller Card) . . . . . \$ 59.95**

**Also Available...**  
**JE864** (80 Col. + 64K RAM for I/e) . . . . . \$124.95  
**JE614** (Numeric/Aux. Keypad for I/e) . . . . . \$89.95  
**F051APC** (Apple Compat. 1/2-Hr. Drive) . . . . . \$209.95

## INDUSTRIES Protect Yourself.. DATASHIELD® Surge Protector

Eliminates voltage spikes and EMI-RFI noise before it can damage your equipment or cause data loss • 6 month warranty • Power dissipation (100 microseconds): 1,000,000 watts • 6 sockets • 6 foot power cord • Normal line voltage indicator light • Brown out/black out reset switch • Weight: 2 lbs  
**Model 100. . . . . \$69.95**

## Protect Yourself... DATASHIELD® Back-Up Power Source

Provides up to 30 minutes of continuous 120 VAC, 60Hz power to your computer system (load dependent) when you have a black out or voltage sag • Output rating: 200 watts • Six month warranty • Weight: 24 lbs.  
**Model 200 (PC200) . . . . . \$349.95**

For more demanding systems (e.g. with hard disks) • Output rating: 300 watts  
**XT300. . . . . \$489.95**

## IBM MEMORY EXPANSION KIT COMPAQ COMPATIBILITY

SAVE HUNDREDS OF \$\$\$ BY UPGRADING MEMORY BOARDS YOURSELF!

Most of the popular memory boards allow you to add an additional 54K, 128K, 192K, or 256K. The IBM4K Kit will populate these boards in 64K byte increments. The kit is simple to install — just insert the nine 64K RAM chips in the provided sockets and set the two groups of switches. Directions are included.  
**IBM64K (Nine 200ns 64K RAMs) . . . . . \$49.95**

## TRS-80 MEMORY EXPANSION KIT

TRS-80 to 16K, 32K, or 48K  
\*\*Model 1 = From 4K to 16K Requires (1) One Kit  
Model 3 = From 4K to 48K Requires (3) Three Kits  
Color = From 4K to 16K Requires (1) One Kit  
\*\* Model 1 equipped with Expansion Board up to 48K Two Kits Required — One Kit Required for each 16K of Expansion —

TRS-16K3 \*200ns for Color & Model III . . . . . \$12.95  
TRS-16K4 \*250ns for Model I . . . . . \$10.95

## TRS-80 Color 32K or 64K Conversion Kit

Easy to install kits comes complete with 8 ea. 4164-2 (200ns) 64K dynamic RAMs and conversion documentation. Converts TRS-80 color computers with D, E, ET, F, and NC circuit boards to 32K. Also converts TRS-80 color computer II to 64K. Flex DOS or OS-9 requires to utilize full 64K RAM on all computers.  
**TRS-64K2 . . . . . \$44.95**

## UV-EPROM Eraser

8 Chips — 51 Minutes  
1 Chip — 37 Minutes  
Erases 2708, 2716, 2732, 2764, 2516, 2532, 2564. Erases up to 8 chips within 51 minutes (1 chip in 37 minutes). Maintains constant exposure distance of one inch. Special conductive foam liner eliminates static build-up. Built-in safety lock to prevent UV exposure. Compact — only 3.00" x 3.70" x 2.60". Complete with holding tray for 8 chips.  
**DE-4 UV-EPROM Eraser . . . \$79.95**  
**UVS-11EL Replacement Bulb . . \$16.95**





PARTIAL LISTING ONLY - PLEASE CALL OR WRITE FOR FREE CATALOG.

**STATIC RAMS**

2114	1024 x 4 (450ns)	8/9.95
2114-25	1024 x 4 (250ns)	8/10.95
2114L-2	1024 x 4 (200ns) (LP)	8/13.95
TMM2016-200	2048 x 8 (200ns)	4.15
TMM2016-150	2048 x 8 (150ns)	4.95
TMM2016-100	2048 x 8 (100ns)	6.15
HM6116-4	2048 x 8 (200ns) (cmos)	4.75
HM6116-3	2048 x 8 (150ns) (cmos)	4.95
HM6116LP-4	2048 x 8 (200ns) (cmos) (LP)	5.95
HM6116LP-3	2048 x 8 (150ns) (cmos) (LP)	6.95
HM6264	8192 x 8 (150ns) (cmos)	39.95

LP = Low Power

**DYNAMIC RAMS**

4116-250	16384 x 1 (250ns)	8/7.95
4116-200	16384 x 1 (200ns)	8/12.95
4116-150	16384 x 1 (150ns)	8/14.95
4164-200	65536 x 1 (200ns) (5v)	5.95
4164-150	65536 x 1 (150ns) (5v)	6.95
TMS-4164-15	65536 x 1 (150ns) (5v)	8.95

5v = Single 5 volt supply

**EPROMS**

2708	1024 x 8 (450ns)	3.95
2716	2048 x 8 (450ns) (5v)	3.95
2716-1	2048 x 8 (350ns) (5v)	5.95
TMS2532	4096 x 8 (450ns) (5v)	5.95
2732	4096 x 8 (450ns) (5v)	4.95
2732-250	4096 x 8 (250ns) (5v)	8.95
2732-200	4096 x 8 (200ns) (5v)	11.95
2732A	4096 x 8 (250ns) (5v) (21vPGM)	9.95
2732A-2	4096 x 8 (200ns) (5v) (21vPGM)	13.95
27128	16384 x 8 (300ns) (5v)	29.95

5v = Single 5 volt supply 21vPGM = Program at 21 Volts

**SPECTRONICS CORPORATION**  
EPROM ERASER PE-14, 9 chip capacity 83.00

**8000**

8039	5.95
8080	3.95
8085	4.95
8087	CALL
8088	29.95
8088	2.95
8155	6.95
8748	24.95

**8200**

8203	39.95
8205	3.50
8212	1.80
8216	1.75
8228	3.49
8237-5	21.95
8243	4.45
8250	10.95
8251	4.49
8253	6.95
8253-5	7.95
8255	4.49
8255-5	5.25
8259	6.90
8259-5	7.50
8275	29.95
8279	8.95
8282	6.50
8284	5.50
8286	6.50

**Z-80**

Z80-CPU	3.95
Z80-PIO	3.95
Z80A-CPU	4.49
Z80A-CTC	4.95
Z80A-PIO	4.49
Z80A-SIO/IO	12.95
Z80B-CPU	9.95

**6500**

6502	4.95
6522	6.95
6502A	6.95

**6800**

6802	7.95
6809E	14.95
6821	2.95
6845	14.95
6850	3.25
6883	22.95

**DISK CONTR**

1771	24.95
1791	24.95
1793	26.95
2791	54.95
2793	54.95

**INTERFACE**

8T28	1.89
8T97	.89
DM8131	2.95
DP8304	2.29
9334	2.50
9368	3.95

**CLOCK CHIPS**

MM5369	3.95
MM58167	12.95
M5M5832	3.95

**DATA ACQ**

ADC0804	3.49
ADC0809	4.49
ADC0817	9.95

**SOUND CHIPS**

76488	5.95
AY3-8910	12.95

**CRYSTALS**

32.768 kHz	1.95
1.0 mhz	3.95
1.8432	3.95
2.0	2.95
2.4576	2.95
3.276	2.95
3.579545	2.95
4.0	2.95
5.0	2.95
5.0688	2.95
6.0	2.95
6.144	2.95
8.0	2.95
10.0	2.95
10.738635	2.95
14.31818	2.95
15.0	2.95
16.0	2.95
17.430	2.95
20.0	2.95

**DISCRETE**

KBP02 Bridge	.45
1N751 1v zener	.25
1N759 12v zener	.25
2N2222	.25
PN2222	.10
2N2905	.50
2N2907	.25
2N3055	.79
2N3904	.10
2N3906	.10
1N4004	10/1.00
1N4148	25/1.00

**74LS00**

74LS00	.24	74LS157	.65
74LS02	.25	74LS158	.59
74LS03	.25	74LS161	.65
74LS04	.24	74LS163	.65
74LS05	.25	74LS164	.69
74LS08	.28	74LS165	.95
74LS09	.29	74LS169	1.75
74LS11	.35	74LS173	.69
74LS14	.59	74LS174	.55
74LS20	.25	74LS191	.89
74LS21	.29	74LS193	.79
74LS27	.29	74LS194	.69
74LS30	.25	74LS195	.69
74LS32	.29	74LS201	.89
74LS33	.55	74LS240	.95
74LS38	.35	74LS241	.99
74LS42	.49	74LS242	.99
74LS47	.75	74LS243	.99
74LS51	.25	74LS244	.99
74LS73	.39	74LS251	.59
74LS74	.35	74LS257	.59
74LS75	.39	74LS258	.59
74LS76	.39	74LS259	2.75
74LS85	.69	74LS260	.59
74LS86	.39	74LS266	.55
74LS90	.55	74LS273	1.49
74LS92	.55	74LS279	.49
74LS93	.55	74LS280	1.98
74LS107	.39	74LS283	.69
74LS109	.39	74LS290	.89
74LS112	.39	74LS293	.89
74LS122	.45	74LS299	1.75
74LS123	.79	74LS323	3.50
74LS125	.49	74LS365	.49
74LS126	.49	74LS367	.45
74LS132	.59	74LS368	.45
74LS133	.59	74LS373	1.39
74LS136	.39	74LS374	1.39
74LS138	.55	74LS377	1.39
74LS139	.55	74LS390	1.19
74LS148	1.35	74LS393	1.19
74LS151	.55	74LS640	2.20
74LS153	.55	74LS670	1.49
74LS154	1.90	74LS682	3.20
74LS156	.69	74LS688	2.40

**74S00**

74S00	.32	74S86	.50
74S02	.35	74S112	.50
74S04	.35	74S124	2.75
74S05	.35	74S138	.85
74S08	.35	74S157	.95
74S10	.35	74S175	.95
74S11	.35	74S240	2.20
74S20	.35	74S280	1.95
74S22	.40	74S287	1.90
74S74	.50	74S288	1.90

**7400**

7400	.19	7447	.69
7402	.19	7473	.34
7404	.19	7474	.33
7405	.25	7475	.45
7406	.29	7476	.35
7407	.29	7486	.35
7408	.24	7490	.35
7410	.19	7492	.50
7411	.25	7493	.35
7414	.49	74121	.29
7416	.25	74123	.49
7417	.25	74132	.45
7420	.19	74151	.55
7425	.29	74154	1.25
7430	.19	74157	.55
7432	.29	74164	.85
7438	.29	74168	1.00
7442	.49	74192	.79
7445	.69	74193	.79

**CMOS**

4001	.25	4069	.29
4011	.25	4070	.35
4013	.38	4071	.29
4015	.39	4081	.29
4016	.39	4093	.49
4017	.69	14411	11.95
4020	.75	4511	.85
4024	.65	4518	.89
4027	.45	4520	.79
4040	.75	4553	5.79
4042	.69	4584	.75
4046	.85	74C00	.35
4049	.35	74C04	.35
4050	.35	74C74	.35
4051	.79	74C925	5.95
4066	.39	74C926	7.95

**ORDER TOLL FREE**

**800-538-5000**  
**800-662-6279**  
(CALIFORNIA RESIDENTS)

**RESISTORS**

1/4 WATT 5% CARBON  
FILM ALL STANDARD  
VALUES FROM 1 OHM  
TO 10 MEG OHM

50 PCS./VALUE	.025
100 PCS./VALUE	.02
1000 PCS./VALUE	.015

**DIP**

**SWITCHES**

4 POSITION	.85
5 POSITION	.90
6 POSITION	.90
7 POSITION	.95
8 POSITION	.95

**MISC.**

ULN2003	2.49
3242	7.95
MC3470	4.95
AY5-1013	3.95
COM8116	10.95

**IC SOCKETS**

8 pin ST	1.99	100
14 pin ST	.13	.11
14 pin ST	.15	.12
16 pin ST	.17	.13
18 pin ST	.20	.18
20 pin ST	.28	.27
22 pin ST	.30	.27
24 pin ST	.30	.27
28 pin ST	.40	.32
40 pin ST	.49	.39
64 pin ST	4.25	call

ST = SOLDERTAIL

8 pin WW	.59	.49
14 pin WW	.69	.52
16 pin WW	.69	.58
18 pin WW	.99	.90
20 pin WW	1.09	.98
22 pin WW	1.39	1.28
24 pin WW	1.49	1.35
28 pin WW	1.69	1.49
40 pin WW	1.99	1.80

WW = WIREWRAP  
16 pin ZIF 6.95 call  
24 pin ZIF 7.95 call  
28 pin ZIF 8.95 call  
ZIF = TEXTTOOL  
(Zero Insertion Force)

**D-SUBMINIATURE CONNECTORS**

DB09P	Male 9 Pin D-Sub	\$2.08
DB25P	Male 25 Pin D-Sub	2.50
DB25S	Female 25 Pin D-Sub	3.25
DB25SR	Female 25 Pin Right Angle PC	4.42
GREY HOOD	for DB25 Connectors	1.25

**IDC CONNECTORS**

IDS26	26 Pin Ribbon Socket	2.43
IDS34	34 Pin Ribbon Socket	3.15
IDS50	50 Pin Ribbon Socket	4.65
IDE34	34 Pin Ribbon Edge Card	3.25
IDP16	16 Male Pin Dip Plug	1.65
RC50	50 Conductor Ribbon Cable	1.38/ft.

**LINEAR**

TL084	2.19
LM304	.34
LM307	.45
LM311	.64
LM317T	1.19
LM319	1.25
LM324	.59
LM339	.99
LF351	1.00
LM353	1.00
LM358	.89
LM386	.89
LM386	.89
LM393	1.29
TL497	3.25
NE555	.34
NE558	1.50
NE564	2.95
LM565	.99
LM566	1.49
LM567	.88
NE592	2.75
LM723	.45
LM741	.35
LM1303	1.95
MC1408L8	2.95
LM1458	.59
LM1488	.69
LM1489	.69
XR2206	3.75
XR2211	5.25
CA3146	1.85
LM3914	3.95
75150	1.95
75154	1.95
75188	1.25
75189	1.25
7805T	.75
7808T	.75
7812T	.75
7815T	.75
7805K	1.39
7812K	1.39
78H05K	9.95
78L05	.69
78L12	.69
7905T	.85
7912T	.85
7	



# Computers & Electronics Marketplace

**CLASSIFIED RATES:** Per Word, 15 Word Minimum. **COMMERCIAL:** \$5.00. **PERSONAL:** \$3.00. **EXPAND-AD:** \$7.50. Ads set in all bold type @ 20% premium. Ads set with background screen @ 25% premium. **DISPLAY:** 1" x 2 1/4", \$605.00. 2" x 2 1/4", \$1,165.00. 3" x 2 1/4", \$1,675.00. **GENERAL INFORMATION:** Frequency rates and prepayment discounts available. Payment must accompany order except credit card—Am. Ex., Diners, MC, VISA (include exp. date)—or accredited ad agency insertions. Copy subject to publisher's approval; must be typewritten or printed. First word set in caps. Advertisers using P.O. Boxes MUST supply permanent address and telephone number. Orders not acknowledged. They will appear in next available issue after receipt. Closing date: 1st of the 2nd month preceding cover date (e.g., Mar. Issue closes Jan. 1). Send order & remittance to: Classified Advertising, **COMPUTERS & ELECTRONICS** Magazine, 1 Park Avenue, New York, NY 10016. To Charge your ad to a major credit card, call Lois Price at (212) 503-5115.

## FOR SALE

**GOVERNMENT** and Industrial surplus receivers, transmitters, snooper scopes, electronic parts, Picture Catalog 25 cents. Meshna, Nahant, Mass. 01908.

**RECONDITIONED TEST EQUIPMENT** \$1.00 for catalog. **WALTER'S TEST EQUIPMENT**, 2697 Nickel, San Pablo, CA 94806. (415) 724-0587.

**ELECTRONIC CATALOG**. Over 4,500 items. Parts, & components. Everything needed by the hobbyist or technician. \$2.00 postage & handling (United States Only), refundable with first \$15.00 order. T & M Electronics, 472 East Main St., Patchogue, NY 11772. (516) 289-2520.

**PRINTED CIRCUIT BOARDS**, your artwork. Quick delivery. Reasonable. Atlas Circuits, Box 892, Lincolnton, NC 28092. (704) 735-3943.

**POLICE CODE UNSCRAMBLERS**, lets you hear the coded messages of Police, Fire and Medical channels; plus other scanner accessories, satisfaction guaranteed. DNE Inc., Rt. 7, Box 257-A, Hot Springs, AR 71901. (501) 623-6027.

**CABLE TV CONVERTERS & EQUIPMENT**. Plans and parts. Build or buy. For more information send \$2.00: C & D ELECTRONICS INC., P.O. Box 21, Jenison, MI 49428.

**FREE FLYER!** IC's, resistors, capacitors, jacks, etc., plus SSM music synthesizer/audio IC's, power amp modules, analog delay IC's, computer books, and more. Also plans for analog delay/chorus unit! PGS Electronics, Route 25, Box 304 Terre Haute, IN 47802.

**FREE Catalog** of special function IC's and quality components. Goldsmith Scientific, Box 318M, Commack, New York 11725.

## RADAR JAMMER!



- Causes speed radar guns to read out either: — a percentage of your true speed, or whatever speed you dial in
- Activated by your Escort and most other detectors
- Especially effective against Instant-on radar
- Operates on both X and K bands (not FCC approved)
- MONEY-BACK GUARANTEE**, if not satisfied.

**WARNING:** The device described in this literature is not legal for use against police radar.

Complete literature & plans package, send \$14.95 to:  
**Phillips Instrument Design Co. Inc.**  
 9513 S.W. Barbur Blvd. #109 C Portland, OR 97219  
 VISA and M/C order line: (503) 626-6764

## MICROWAVE ANTENNA SYSTEMS

Freq. 2.1 to 2.6 GHz • 34 db Gain •  
**COMPLETE SYSTEMS** (as pictured)  
 Commercial 40" Rod Style \$89.95  
 Parabolic 20" Dish Style \$79.95

**TWO YEAR WARRANTY**  
**PARTS AND LABOR**

CALL OR WRITE FOR KITS • PARTS  
 • INDIVIDUAL COMPONENTS

We Repair All Types Down  
 Converters & Power Supplies

**Phillips-Tech Electronics**  
 P.O. Box 34772  
 Phoenix, AZ 85067  
 (602) 967-6972

Special Quantity Pricing • Dealers Wanted



**FREE! 1984 CATALOGUE.** 1001 bargains. Speakers-parts-tubes-video cassettes—record changers—tape recorders—kits. **EVERYTHING IN ELECTRONICS.** Write: **McGEE RADIO & ELECTRONICS**, 1901 McGee Street, Kansas City, MO 64108-1891.


## NEW! MULTI-CHANNEL MICROWAVE

\*\*\*\*\*  
**Complete Antenna Systems from \$69.95**

Full 800 Mhz Range  
 Tune 1.9-2.7 Ghz  
 Includes all  
 ITFS Channels

**DEALERS WANTED**

COO's and Credit Card  
 Orders call TOLL FREE  
**1-800-247-1151**



**GALAXY ELECTRONICS**  
 5644 N. 53rd Ave.  
 Glendale, AZ 85301  
 1-602-247-1151

TV & RADIO TUBES, 59¢ each. Send for free catalog. Cornell, 4213 University, San Diego CA 92105.

## PHONE LISTENING DEVICE



Record telephone conversations in your office or home. Connects between any cassette or tape recorder and your telephone line. Starts automatically when phone is answered. Records both sides of conversation. Stops recorder when phone is hung up.

**19.95** ea. Qty discounts available

**WIRELESS MIC** (super powerful)

10 times more powerful than other mics. Transmits up to 1/4 mile to any FM radio. Easy to assemble kit 15V battery (not incl.) Call (800) 725-1900 or send \$18.95 + \$1 shipping per item to USI Corp., P.O. Box CS-2052, Melbourne, FL 32901. COO's accepted. For catalog of transmitters, voice scramblers and other specialty items, enclose \$2 to USI!



**12 SATELLITE DISH AND POLAR MOUNT.** Total weight 125-lbs. For \$189.00. For information send \$4.95 (Refundable u.p.) to: **Satellite Operational Systems**, P.O. Box 2002, Titusville, FL 32781.

**CABLE TV products.** Jerrold, Hamlin and Oak, send \$3.00 to **ADDITIONAL OUTLET CORP.**, 111 E. Commercial Blvd., Ft. Lauderdale, FL 33334.

**HARD TO FIND** lightbulbs thousands types buy, sell. Jetco, P.O. Box 8755, Newport Beach, CA 92658.

**LOWEST POSSIBLE PRICES ANYWHERE!** Computers Hardware—Software—Printers. Audio, Video, Car Stereo. **ELECTRIFIED DISCOUNTERS**, 996 Orange Ave., West Haven, CT 06516. MC/VISA. (203) 937-0106.

**CABLE TV EQUIPMENT.** Notch filters for "Beeping" Channels. Information \$1.00. Goldcoast, Box 63/6025 CE, Margate, Florida 33063 (305) 752-9202.

**FREE CATALOG!** UTILITIES, games, amateur radio software for VIC-20, Commodore 64, TI/99/4A. **RAK Electronics**, Box 1585, Orange Park, FL 32067.

**MICROWAVE ANTENNAS.** Stormproof, Burnout-resistant, drift-free, \$89, Free info, JCR Service, Box 20607, Denver, CO 80220.

**ALARM EQUIPMENT WHOLESALE!** Burglar, Holdup, Fire, Medical. We can wire. Easy installation! Fast police notification service. Nationwide! Catalog \$1.00. U.S. Detection, 109 21st., Dept. CE South, Birmingham, Alabama 35233.

**Computer/Satellite modulators, CCTM cameras, monitors, MATV, Kits.** Free video catalog. Phone (402) 987-3771. Dealership available. **ATV Research**, 13-CE Broadway, Dakota City, NE 68731.

**CABLE TELEVISION FACTS AND SECRETS.** Now you can get the informative publication that CATV companies have been unsuccessfully trying to get banned for 15 years. Movie Channel, HBO and Showtime converters, etc. Send \$8.75 to: **CABFAX**, P.O. Box 091196, Bexley, Ohio 43209.

## WERSI electronics

### ORGAN & PIANO KITS

#### ALPHA DX 300



**fully DIGITAL RS 232 Interface**

For Free Sound Info  
 Call 1-800-233-3865  
 or write **WERSI USA**  
 Dept. M3 P.O. Box 5318  
 Lancaster, PA 17601

**THE WORLD LEADER**

**MICROWAVE ANTENNAS COMPLETE WITH WARRANTY** from the original manufacturer. Three styles Daisey, Parabolic, and Yaggi. We also repair all down converters and power supplies. S.A.P. Box 2319 Glendale, Arizona 85311, (602) 973-9117.

**CABLE T.V. EQUIPMENT.** JERROLD, HAMLIN, OAK, all types. We also have Jerrold SB-3 in kit form. All parts and instructions included. Dealer inquiries invited. S.A.P. Box 2319 Glendale, Arizona 85311. (602) 973-9117.

**HUNDREDS OF CARDS FOR IBM, Apple, Commodore,** listed by function. \$7.50. Access, 3030E Mountain View, Bath, PA 18014.

**SATELLITE TV RECEIVER BREAKTHROUGH!** Build your own system and save! Instruction manuals, schematics, circuit boards! Send stamped envelope: **XANDI**, Box 25647, Dept. 22A, Tempe, AZ 85282.

## A SINGER'S DREAM!



**REMOVES VOCALS FROM RECORDS!**  
 Now You can sing with the world's best bands! The **Thompson Vocal Eliminator** can remove most or virtually all of a lead vocal from a standard stereo record and leave the background!

Write or call for a free brochure and demo record.  
**LT Sound**, Dept. CE, P.O. Box 338,  
 Stone Mountain, GA 30086 (404) 493-1258

## COMPUTER EQUIPMENT/PARTS

**SAVE 90%** Build Your Own Minicomputer. Free Details. Digatek, 2723 West Butler Dr., Suite 20C, Phoenix, AZ 85021.

**48K APPLE COMPATIBLE COMPUTER:** US \$380.00 and hundreds of programs. Details US \$1.00. Reliant, P.O. Box 33610, Sheungwan, Hong Kong.

**FREE 64 PAGE COMPUTER CATALOG** crammed full of thousands of the best buys and lowest prices around! A.P. COMPUTER PRODUCTS, Dept. CC, 214A East Main, Patchogue, NY 11772. (516) 698-8636.

**WANT A PLEASANT SURPRISE?** Call or write for quotes: Atari, Commodore, Timex, T.I., Corona (IBM work-alike), Amdek, Gemini, Apple & IBM accessories, Hayes, More. GET SURPRISED! HARDWARE SOFTWARE ANYWARE CO., 10 Coles Street, Brooklyn, NY 11231, (212) 596-3592.

**USED COMPUTER** terminals, printers, modems, cables, surplus electronic parts. Specials: CRT's \$20.00, Hardware Modems as-is \$15.00. Catalog \$1.00. Rondure Company, "The Computer Room" CE, 2522 Butler Street, Dallas, TX 75235, (214) 630-4621.

**REPLACEMENT RIBBONS** for computer printers and word processors. Fantastic savings! Thousands in stock. Quick delivery. Call/write: 1 (800) 292-6272. National Computer Ribbons, 114 Elbank Ave., Baltimore, MD 21239.

**COMPUTER SOFTWARE**

**FREE VIC-20 and COMMODORE 64 USERS GROUP MEMBERSHIP** with software purchase. Why pay to belong to a users group when you don't have to? Benefits: Newsletter, extensive club library, discounts, contests, questions hot-line and more! Free details—(803) 797-1533. Lords of Basic, P.O. Box 459, Dept. 102 Ladson, SC 29456.

**DISKETTE FORMAT CONVERSIONS/DOWNLOADING**, from \$5.00. Port-A-Soft, 423 #800 N, Orem, UT 84057. 801/226-6704.

**TS 1000, TI99/4A, VIC-20 Software**. Turns Programs into Profits; Catalog: Midwest Software, 9922 Harwich, Crestwood, MO 63126.

**HORSE & DOG HANDICAPPING PROGRAMS FOR MOST PERSONAL COMPUTERS**. Free Catalog: Gambler's Edge Computing, Dept. B6, 250 Richards Rd., Suite 254, Kansas City, MO 64116. 1-(800) 821-3343. 1-(800) 471-8660.

**RENT PUBLIC DOMAIN SOFTWARE**. It's not copyrighted, no fees to pay. Copy hundreds of useful business, utility and game programs from our rental libraries onto your own computer at home! SASE NATIONAL PUBLIC DOMAIN LIBRARY, 1062 Taylor, Vista, CA 92083. (619) 941-0925.

**DISCOUNT Computer—Software, Wargames, Video cassettes**. FREE catalog. Wizard Entertainment, Box 509, Saugus, CA 91355.

**FREE TI99-4A/TRS80-COCO/TRS80-MC10/VIC-20/TIMEX program!** Send stamps! eZRA EZRA Company, Box 5222-CE, San Diego, California 921005.

**COMMODORE 64 Educational package**. Eng, Math, Science. 104 programs on 8 discs. \$39.95. Millsons, Box 180, Kennesaw, GA 30144.

**COMMODORE 64 OWNERS**. Rent software for less. Hundreds of programs on tape, disk, and cartridge. No membership fee. Rental charge can be applied toward purchase. Copy system 1.0 on disk—\$19.95. Will back up disk and cartridges. Call or write for free catalogue! Centisble Software, PO Box 263, Stevensville, MI 49127, (616) 465-6632.

**VIC-20 COMPLETE SERIES OF QUALITY** educational programs, all under \$15.00. For free brochure write: School-master Programming Company, Box 194, Pomona, CA 91769.

**WE WILL beat any price**. SSSD—Maxell—\$21.95/10—Dysan—\$26.95/10. 1-(800) 245-6000; Tape World, 220 Spring St., Butler, PA 16001 (412) 283-8621. Free catalogue.

**TI-99/4A Softwares** for personal, home entertainment, and business applications. Write for free catalog to: Micro-Bix Hawaii, Dept. P 98-1409D. Kaahumanu St., Aiea, Hawaii 96701.

**TI-99, VIC-20, COMMODORE 64 OWNERS: Proteus™** offers quality BASIC CASSETTE software. All programs under \$8. Free catalog. PROTEUS PROGRAMMING™, POB 894-CA, Bala-Cynwyd, PA 19004.

**ENGINEERING SOFTWARE—Free flyer**. Graph Printing Program, \$52.95. Circuit Analysis, \$52.95. MSDOS, CP/M, TRSDOS, BVE, Box 3429, Riverside, CA 92519. (714) 781-0252.

**FREE SOFTWARE**. Earn "BONUS BUCKS" for FREE Software, Books and Supplies. Catalog \$1.00 (refundable with order). Specify model. Computer Discount Center Inc., Dept. CE, PO Box 1548, Springfield, VA 22151.

**COMMODORE 1540/1541 single disk copy-backup prog** and more **HUMBOLDT ELECTRONIC**, 2205 Driscoll Drive, Reno, NV 89509.

**TI-99/4A NEW RELEASE (spelling) learning aid** for all ages! (Terminal emulator II; Speech Synthesizer required). Cassette \$9.95 B.W.G., 5508-39 Avenue, Kenosha, Wisconsin 53142.

**FOR SUPER SAVINGS ON DISKS** (Verbatim or 3M S/D-\$21, D/D-\$26), Modems (Hayes 1200-\$479, 1200B-\$399), Printers, Paper & Cables call (513) 861-SOFT. Will beat any published price! Visa/MC/COD.

**VIC 20/COMMODORE 64 SOFTWARE-FREE CATALOG!** Inexpensive, practical programs: Education/Home/Business. Over 50 titles! FARTHEST FRINGE S.A., 101 Highway Blvd., N. Pekin, IL 61554.

**MAXELL MD-1 DISKETTES \$25.00/10 plus \$1.00 S&H**. VISA/MC. Cottage Resources, Suite 243, 1032 Stevenson Drive, Springfield, IL 62703.

**TI-99/4A OWNERS**. Get your free catalog of new, exciting, low cost software. DE, Box 690, Hicksville, NY 11801.

**COMPUTER HARDWARE**

**COMPLETE COMPUTER schematic**. Z80 or 8080 system 24"x36" sheet notes. \$10.50. Schematic, 1443S 680 E. Orem, UT 84058.

**\*SUPER SAVERS\*** Apple Compatible Floppy \$165, 1/2 ht. \$175, Hard Disk 10mb \$1395, Monitor 12" Amber or Green \$115. Internal 10mb Hard Disk for IBM \$1095, Floppy JA551-2 \$174. Oztech, (800) 222-6697, California (408) 980-9987.

**COMPUTER GRAPHICS**

**AVL computer graphics & programming systems**. Slide, Motion, Overhead, Video, & Audio equipment & supplies. Rentals & Staging. Custom Graphics. Slides & Presentations. NEW ORIENT MEDIA-IL. 1-(800) 223-9473. 1-(312) 428-6000.

**TIMEX/SINCLAIR**

**AERCO** will continue to provide high performance disk, printer, and other interfaces for ALL MODELS of Timex/Sinclair computers. Box 18093, Austin, TX 78760, (512) 331-0719.

**\*\*X81 TEXT PROCESSOR\*\*** 16-64K RAM, 1100-7700 words. Write, read, edit, print, save, clear text. Full or window-screen editing. \$12.50 tape/instructions. Check/m.o.: A. Rodriguez. 1605 Pennsylvania Ave 204, Miami Beach, FL 33139.

**Timex 2068 programs**. Wall street: Biorhythms: Disassemblers: Star Trek and many more. \$10 each. SAE plus \$1 for comprehensive list. C. Dos-Santas, P.O. Box 9521, Fountain Valley, CA 92728.

**QUICKLOAD CARTRIDGE** plugs in. Saves/loads TS1000/1500 programs 15 TIMES FASTER. Stores MEGABYTE on cassette. \$33.95. Catalog SASE. ROMPAK, 8206 Blackburn Ave., LA, CA 90048.

**C.B. EQUIPMENT**

**CB MODIFICATIONS**, conversions, books, plans, kits, repairs. Catalog \$2. C.B.CI, Box 31500PE, Phoenix, AZ 85046. (602) 996-8700.

**CABLE T.V.**

**CHANNEL 3—60db notch filter**, 66 5MHz \$32. Crosley, Dept. 607, Box 840, Champlain, NY 12919.

**CABLE TV SECRETS**, the Informative Publication the Cable Companies Tried to Ban. HBO, Movie Channel, Showtime converters, etc.—\$8.95. CABLE FACTS, Box 711-PE, Pataskala, Ohio 43062.

**CABLE TV CONVERTERS and modulators**. Commercial types. **BEST PRICES**. Catalog \$2.00. Professional Video Inc., 4670 Hollywood Blvd., Hollywood, CA 90027.

**PLANS AND KITS**

**MICROPROCESSOR CONTROLLED**. Six voice polyphonic synthesizer plans. \$15.00. Syntron 1075 1/2 Mill Rd., Helena, MT 59601.

**Communicate** for miles with other computers with no license radio link. Study package with full details, sources. \$8.00 refundable. Broadcast Technical Services, 11 Walnut St., Marshfield, MA 02050.

**PROJECTION TV ... CONVERT your TV to project 7 foot picture ... Results** comparable to \$2,500 projectors ... Total Cost less than \$30.00 ... **PLANS AND 8" LENS** \$19.95 .. Illustrated information FREE. Macrocoma-CA Washington Crossing, Pennsylvania 18977. Creditcard orders 24 Hours, (215) 736-3979.

**WANTED**

**GOLD**, electronic, circuit board scrap, silver, platinum tantalum, mercury, Ores, metals assayed. Samples evaluated. Wholesale Terminal, toll free 1-800-932-1010, (617) 326-3442 in Mass.

**GOVERNMENT SURPLUS**

**IS IT TRUE YOU CAN BUY JEeps FOR \$44 THROUGH THE U.S. GOVERNMENT?** Get the facts today! Call (312) 742-1142 Ext. 4649.

**TUBES**

**TUBES: "Oldies"**, Latest. Supplies, components, schematics. Catalog Free (stamp appreciated). Steinmetz, 7519-PE Maplewood, Hammond, Ind. 46324.

**HUGE INVENTORY!** Thousands of types. Wholesale prices. **FREE CATALOG!** ETCO Electronics, DEPT. 290, Plattsburgh, NY 12901.

**TUBES-RECEIVING**, Industrial and Semiconductors Factory Boxed. Free price sheet including TV, radio and audio parts list. TRANSLATERONIC, INC., 1365 39th St., Brooklyn, NY 11218. Telephone: (212) 633-2800. Toll free: (800) 221-5802. Ask for Abe.

**TV & RADIO TUBES**, 59¢ each. Send for FREE CATALOG. Cornell, 4213 University, San Diego, CA 92105.

**7,000,000 TUBES**. World's largest inventory. Free catalog. **UNITY ELECTRONICS**, Dept. CE, P.O. Box 213, Elizabeth, NJ 07206.

**PERSONALS**

**MAKE FRIENDS WORLDWIDE** through international correspondence, illustrated brochure free. Hermes-Verlag, Box 110660/Z, D-1000 Berlin 11, W. Germany.

**FREE: WORLD'S LARGEST PARTNER PHOTO CATALOG** for friendship and marriage. Personalized introductions. INTERCONTACT, Box 12, Toronto, Canada M4A 2M8.

**ORIENTAL SINGLES** seeking cultural exchange, friendship, sharing, marriage. **WRITE: CHERRY BLOSSOMS**, Box 1021P, Honokaa, Hawaii 96727.

**CORRESPONDENCE TO ASIA FOR LASTING RELATIONSHIP**. Free information. AAWs-CE, Box 2777, Orcutt, CA 93455-0777.

**COMPUTERIST T-SHIRT**. Best self-advertisement ever: "Next to my sex drive, I like my disk drive best." also available: "I'm user friendly, just turn me on." (© 1984 Syn Tax Inc.) Royal Blue with White lettering; Hanes 50/50 for minimum shrinkage. \$8.95 plus \$1 shipping/handling. Specify s,m,l,XL. Check, Money Order, VISA/MC (include expiration date) to Syntax Inc., Dept. C.E., Box 2133, Phila., PA 19103.

**INSTRUCTION**

**UNIVERSITY DEGREES BY SPECIAL EVALUATION** of existing credits and Job Experience. **Fast, inexpensive**. Call (614) 863-1791. Or write: **EVALUATION, Box 13151-A9, Columbus, Ohio 43213.**

**REPAIR ELECTRONIC ORGANS—Revised** home study course covers all current makes and models. Free booklet. Niles Bryant School, P.O. Box 20153, Sacramento, CA 95820.

**LEARN WHILE ASLEEP!** HYPNOTIZE! Astonishing details, strange catalog free! Autosuggestion, Box 24-ZD, Olympia, Washington 98507.

**MEDICAL ELECTRONICS TECHNOLOGY**, home study. Troubleshoot medical instruments. WTI, P.O. Box 3124, Fresno, CA 93650-3124.

**HANDLE YOUR OWN LEGAL AFFAIRS—Be a Paralegal**. Accredited Attorney Instruction. Home Study. **FREE CATALOG**. Southern Career Institute, Drawer 94CE-2158, Boca Raton, FL 33427 (305) 368-2522.

**EARN \$800+WEEK!** Get your "F.C.C. Commercial Radiotelephone License" at home. "Free" details. **COMMAND, D-100, Box 2223, San Francisco 94126.**

**Be an ELECTRONICS TECHNICIAN! Get your 2-Year ASSOCIATE DEGREE Train at home in spare time.**



Choose from exciting opportunities in the fast-growing space-age industries... Automation, Aerospace, Cable-TV, Missile Design, Electronic Circuitry, Computers, Telemetry and much, much more. No previous experience necessary. No need to quit your job. Your Associate Degree gives you everything you need to qualify for an Electronics Technician Position. Instructors are as close as your telephone. Use our 24-hour home-study hot line—we pay the bill. Send for free facts. No obligation. No salesman will call. Mail coupon today!

**Center for Degree Studies, Dept. PD084**  
**ICS Electronics Center, Scranton, PA 18515**  
 Rush free facts telling how I can train to be an Electronics Technician and get my 2-year Associate Degree at home in spare time.  
 NAME \_\_\_\_\_ AGE \_\_\_\_\_  
 ADDRESS \_\_\_\_\_  
 CITY/STATE/ZIP \_\_\_\_\_

**BUSINESS OPPORTUNITIES**

**ERASE DEBTS** with little-known law—create wealth! Details FREE—Wealth Kit, No. EE9, Billings, NY 12510.



**MECHANICALLY INCLINED** individuals desiring ownership of Small Electronics Manufacturing Business—without investment. Write: **BUSINESSES**, 92-K9 Brighton 11th, Brooklyn, New York 11235.

**ONE MAN CRT FACTORY.** TV's, Business machines, Monitors, Scopes, VDT's. \$3.00 rebuilding nets \$100-\$500 each tube. Higher profits overseas. New/used. **FACTORY**, 1909 Louise, Crystal Lake, IL 60014. (815) 459-0666.

**BORROW \$300-\$30,000 INTEREST FREE!** Keep indefinitely! Free Details. Write: American, 1601 Main, Plainfield, Indiana 46168.

**BUMPER STICKER PRINTING DEVICE.** Cheap, simple, portable. Free details. Bumper, POB 22791 (PE), Tampa, FL 33622.

**FREE CATALOGS.** Repair air conditioning, refrigeration. Tools, supplies, full Instructions. Doolco, 2016 Canton, Dallas, Texas 75201.

**MAIL ORDER OPPORTUNITY!** Start profitable home business without experience or capital. Information free. Mail Order Associates, Inc., Dept. 38, Montvale, NJ 07645.

**REVEALING**, 40 page, info pack, on how to start your own **COMPUTER** hardware/software **MAIL ORDER/RETAIL** business. Send \$16 to JPI, PO Box 7033, Huntington Beach, CA 92615.

**MULTI-CHANNEL** microwave antennas. Highest quality, low prices, dealers welcome. D.T. compact \$38.00; P.T.-1 \$48.00; SR-1 \$65.00; D.T. Grid \$69.00; PTS-33 \$75.00. All units complete! Daisy Tenna, Box 42010, Phoenix 85080. 1(800) 874-9033.

**MAKE \$THOUSANDS** with your computer. Valuable guide for setting up and operating a computer labeling service. Rush \$25.00 to: H.C. Enterprises, PO Box 112, Falls, PA 18615.

**HOW TO START AND OPERATE** your own profitable business at home. 100% guaranteed. Send for free brochure to Billy King, Box 1378, Borger, Texas 79008.

**"HOW TO ACHIEVE FINANCIAL INDEPENDENCE** with your microcomputer." Report \$1.00. VIKING, Box 730-CE1, Coleman, Alberta, Canada. T0K 0M0. U.S. INQUIRIES.

**PROJECTION TV ... MAKE \$\$\$s** assembling Projectors ... Easy ... Results comparable to \$2,500 projectors. Your total cost less than \$20.00. **PLANS**, 8" LENS & Dealers information \$17.50 ... Illustrated information **FREE** ... Macrocoma-CAX, Washington Crossing, Pennsylvania 18977. Creditcard orders 24 Hours (215) 736-2880.

**FOR INVENTORS**

**INVENTIONS. IDEAS. NEW PRODUCTS WANTED!** Industry presentation/national exposition. Call free 1-800-528-6050—Arizona, 1-800-352-0458. X831.

**INVENTORS! IDEAS HAVE VALUE!**

Ever think of an idea, forget it and see it later on the market? Many people don't forget, act quickly and are rewarded by American Industry. Write down your idea! We offer free disclosure registration and initial consultation regarding your idea's potential value. Call or write without delay for your free information package.

**AMERICAN INVENTORS CORPORATION**  
82 Broad St., Dept. CE  
Westfield, MA 01086  
413-568-3753

A Fee Based Marketing Company  
Offices Coast to Coast

**PATENT AND DEVELOP** your invention. **FREE PATENT INFORMATION.** Richard L. Miller, P.E., 3612-E, Woolworth Building, New York, NY 10007, (212) 267-5252.

**REAL ESTATE**

**500 OFFICES ... 45 STATES!** 30,000 listing on computer, 16,000 under \$50,000! Free printouts and regional catalogs! **UNITED FARM AGENCY**, 612-EP West 47th, Kansas City, MO 64112. Ph: 1-800-821-2599, in MO 1-800-892-5785.

**INSURANCE**

**SAFEWARE.** If your computer is important to you, insure it! **SAFEWARE** provides full replacement of hardware, media and purchased software. As little as \$35.00 a year for comprehensive coverage including fire, theft, power surges, earthquake, water damage, auto accident. Call 8 to 8 Mon. through Sat. **SAFEWARE**, The Insurance Agency, Inc., 2929 North High Street, Columbus, OH 43202, (800) 848-3469 (nat), (614) 262-0559, (OH).

**EMPLOYMENT OPPORTUNITIES**

**ELECTRONICS/AVIONICS EMPLOYMENT OPPORTUNITIES.** Details **FREE**. Aviation Employment Information Service, Box 240E, Northport, New York 11768.

**BOOKS & MAGAZINES**

**SATELLITE TV VIEWERS**  
Get the most complete weekly listings.  
Send \$1 for sample copy.

**Satellite TV Week**  
"P.O. Box 308Z, Fortuna, CA 95540"  
800-358-9997 (U.S.) • 800-556-8787 (Calif.)  
707-725-2476 (all others)

**INTERESTED IN HOME SATELLITE T.V.?**  
Learn how it works, what services are available, how to buy a system, and more through the new booklet  
*Tuning In To Satellite T.V.*  
Clip out this ad and send it with your name and address and \$1.00 for postage & handling to  
**Tuning In To Satellite T.V.**  
PO Box 2228 Dept. J.  
Hailey, Idaho 83333

**MISCELLANEOUS**

**BASIC DATE SUBROUTINE**—Input: mmdyy, output: month dd, 19yy + weekday month dd, 19yy + more. For complete, compilable, source code, documented, send check. \$19.95. Ice System Inc, 345 Queens St. #980, Honolulu, Hawaii 96813.

**COMPUTER LOVERS GIFT CATALOG.** Chocolate computers, diskette ties, computer clocks, jewelry and wallets. Write: SweetWare, 516 Shelburne Road, South Burlington, VT 05401. (802) 862-6939.

**LOOKING FOR SOMEONE SPECIAL IN YOUR LIFE?** Compatible Companions International, Box 2253, Canoga Park, CA 91306.

**FREE --**   
**MAIL ORDER CATALOG**

**Tuners, amplifiers, effects, keyboards, studio equipment, drum computers, books, easy to assemble kits & more...**

name \_\_\_\_\_  
address \_\_\_\_\_  
city \_\_\_\_\_ state \_\_\_\_\_ zip \_\_\_\_\_

**RAA Electronics, Inc.**  
Dept. 1-P, 1020 W. Wilshire Blvd.  
Oklahoma City, OK 73116  
800-654-8657 9AM-5PM CST M-F

CIRCLE NO. 114 ON FREE INFORMATION CARD

**DRIVE DIAGNOSTIC TEST MENU**

D = Drive Select H = Head Select  
C = Clamp Center S = Speed  
R = Radial P = Position Error  
A = Azimuth I = Index Time  
W = Write Data V = Verify Data  
X = Exit to DOS

**FLOPPY DISK DRIVE DIAGNOSTIC**

Do it yourself and save time and money. No special training needed.

All tests made **WITHOUT REMOVING DRIVES**. Additional equipment not needed. Our kit also includes users guide that shows how to do the drive adjustments.

**OUR DRIVE DIAGNOSTIC WILL HELP YOU PREVENT COSTLY DATA ERRORS.**

APPLE II® DRIVE DIAGNOSTIC ..... \$119  
KAYPRO® DRIVE DIAGNOSTIC ..... \$119

Sheepshead Software™  
P.O. Box 486  
Boonville, CA 95415  
(707) 463-1833


Phone orders Mon.-Sat. 9 a.m. to 9 p.m., Pacific Coast Time.  
MASTER/VISA Card or C.O.D. add \$2.  
Call. add 6%. UPS Blue Label add \$5.

CIRCLE NO. 115 ON FREE INFORMATION CARD


**SALES POWER**

Computers & Electronics not only sells itself at a nice profit, it helps sell the hardware and software in your store too. Because it goes home with customers and continues to influence buying decisions long after you're closed for the day. Let's talk now.

**CALL COLLECT: (212) 725-7679**

Or write:  
 Ziff-Davis Publishing  
One Park Avenue  
New York, NY 10016

Minimum order, 10 copies. We pay all shipping costs.



..... CLASSIFIED ADVERTISING ORDER FORM .....  
.....

1	2	3	4	5
6	7	8	9	10
11	12	13	14	15 (MINIMUM)
16	17	18	19	20
21	22	23	24	25
26	27	28	29	30

Please refer to heading on first page of this section for ad placement information:  
**REGULAR: \$5.00 EXPAND-AD®: \$7.50 (per word).**  
# OF WORDS \_\_\_\_\_ # OF INSERTIONS \_\_\_\_\_  
 PAYMENT ENCLOSED \$ \_\_\_\_\_  
 CHARGE: You will be billed monthly  American Express  Diners  Visa  MasterCard-Interbank # \_\_\_\_\_  
Account # \_\_\_\_\_ Exp. Date \_\_\_\_\_  
SIGNATURE \_\_\_\_\_  
PRINT NAME \_\_\_\_\_  
ADDRESS \_\_\_\_\_  
CITY \_\_\_\_\_ STATE \_\_\_\_\_ ZIP \_\_\_\_\_ CE-884

## COMMODORE 64 INTERFACING BLUE BOOK

Written by a college professor in a friendly and informative style, this book is a gold mine of practical information on how to build a variety of useful interlaces for your computer. Over 30 projects including cassette interface, printer interface, expansion bus, light pen, RS-232 interface, more user ports, thermometer, speech synthesizer and two other voice projects, A/D and D/A converters, 5 telephone interlaces including a sophisticated voice mail project, motor controllers, AC power control, logic analyzer, capacitance meter, spectrum analyzer, home security system and many more. \$16.95 postpaid. Foreign orders add \$3 for AIR MAIL shipping.

## VIC 20 INTERFACING BLUE BOOK

30 hardware interlacing projects for the VIC 20. Similar to the 64 book above. See what your VIC can do with a little interlacing. \$14.95 postpaid.

**microsignal**  
Dept. B, P.O. BOX 22  
MILLWOOD, NY 10546

## DISCOUNT COMPUTER EQUIPMENT

**LOWEST PRICES on Printers, Disk Drives, Software, and Other Computer Equipment!**  
EPSON, Star Micronics, Okidata, Tandon, TEAC, & Many Others.

Call toll-free for a FREE catalog:

**800-331-3896**

In Oklahoma Call 918/825-4844

918/825-4844 Small Business COMPUTERS  
**AMERICAN**  
918 101 51  
P.O. BOX 1011

## Just ANALOG I/O BOARD

For Commodore 64, TRS80 Color, Apple, Timex, & most any computer with a memory port. 8 channels A/D & 8 channels D/A. 1.8 µS A/D convert time. 8 bit res. Easy to program. Box & cable available.

**\$220.**

## Software for Commodore 64 & Board

**SCOPE**  
Dual trace. 256 samples taken at rates from 3 to 72000 Hz. Trigger & cursor. Disk & printer utilities. Averaging. Usable subroutine.

**F.F.T.**  
128 spectrum lines. Displays 0 Hz to 1/2 sample freq. Mag & phase done in 1 sec. Needs CPM card.

Scope & FFT on disk w/manual ..... **\$85.**

Similar software for TIMEX on EPROM ..... **\$85.**

Please call or write for FREE CATALOG.

**Computer Continuum**

301 Sixteenth Avenue  
San Francisco, CA 94118 (415) 752-6294

**Marymac**  
INDUSTRIES

800-231-3680

**Pan American**  
ELECTRONICS

800-531-7466

## Radio Shack TRS-80's

People you Trust to give you the very best!



- Lowest Price
- Reliable Service
- Quality Products

22511 Katy Fwy., Katy (Houston) Texas 77450  
(713) 392-0747 Telex 774132

CIRCLE NO. 98 ON FREE INFORMATION CARD

## SAVE ON MEMOREX DISKETTES

**\$180** ea. 5 1/4" SSDD Qty. 20 **\$235** ea. 5 1/4" DSDD Qty. 20

5 1/4" SSDD-96TPI \$2.49 ea. 5 1/4" DSDD-96TPI \$3.25 ea. Boxed in 10's with Tyvec sleeves, reinforced hubs and labels.

DISKETTES FOR MACINTOSH & HP-150 AT TERRIFIC SAVINGS!

3 1/2" Memorex \$3.99 ea.

See our big ad in this issue for other great values! Shipping: 5 1/4" or 3 1/2" DISKETTES—Add \$3.00 per 100 or fewer diskettes. Payment: VISA and Mastercard accepted. COD orders only, add \$3.00 handling charge. Taxes: Illinois residents, please add 8% sales tax.

WE WILL BEAT ANY NATIONALLY ADVERTISED PRICE ON THE SAME PRODUCTS AND QUANTITIES!

Nationwide: 1-800-621-6827

Illinois: 1-312-944-2788

Hours: 9AM - 5PM Central Time

Minimum Order: \$35.00

**DISK WORLD!, Inc.**

Suite 4806 • 30 East Huron Street • Chicago, Illinois 60611

**MEMOREX**

## TRS-80 COMPUTER DISCOUNTS

- Factory Direct
- Best Prices Anywhere
- No Out-of-State Taxes
- 100% Radio Shack Warranty
- Free Price List
- Authorized TRS-80

## SCOTT TASSO ASSOCIATES

175 North Delsea Drive  
Vineland, N.J. 08360

800-257-0426

NJ 609-691-7100

CIRCLE NO. 100 ON FREE INFORMATION CARD  
September 1984

## ICs PROMPT DELIVERY!!! SAME DAY SHIPPING (USUALLY)

### DYNAMIC RAM

256K	150 ns	\$48.99
64K	200 ns	5.77
64K	150 ns	5.37
64K	120 ns	7.50
16K	200 ns	1.21

### EPROM

27128	250 ns	\$26.40
2764	200 ns	10.65
2732	450 ns	5.40
2716	450 ns	3.60
2532	450 ns	4.80

### STATIC RAM

5565P-12	120 ns	\$43.00
6264LP-15	150 ns	45.00
6116P-3	150 ns	6.56

MasterCard VISA or UPS CASH COD

Factory New, Prime Parts **µP**

MICROPROCESSORS UNLIMITED

24,000 South Peoria Ave

BEGGS, OK 74421 (918) 267-4961

Prices shown above are for May 11, 1984

Please call for current & volume prices. Prices subject to change. Please expect higher prices on some parts due to world wide shortages. Shipping and insurance extra. Cash discount prices shown. Small orders received by 6 PM CST can usually be delivered to you by the next morning, via Federal Express Standard Air @ \$5.95!

CIRCLE NO. 101 ON FREE INFORMATION CARD

It's Simple...  
CALL AND SAVE MONEY

**COMPUTERS**

**EQUIPMENT**

**PRINTERS**

**FREE** Catalog Upon Request

Since 1978 **Micro Management Systems, Inc.**

Call For Your Wholesale Prices

1-800-841-0860

CIRCLE NO. 102 ON FREE INFORMATION CARD



## MULTI-CHANNEL current carrier transceiver 2-WAY COMMUNICATION with any BSR type device

- Switch selectable for 8 channels transmit & 3 channels receive OR 3 channels transmit & 8 channels receive + 1 channel for on/off cmd.
- Switch selectable for any of the 16 BSR 'house codes' A thru P.
- To transmit a BSR signal, take the assigned TTL input port high momentarily.
- Upon receiving a BSR 'on' signal, the TTL output port goes high and stays high until reset by BSR 'off' signal.
- An interrupt driven Z-8 micro, complete with power supply (requires 24 vac ct @ 200 ma) on a 4.5" card with 44 pin connector, \$187.00.
- Optional RS-232 interface capable of sending and receiving all 256 channels, \$49.00.

**HYDRUS CORPORATION** dept. C  
(214) 350-8766  
6218 Cedar Springs Rd Dallas, Texas 75235

CIRCLE NO. 103 ON FREE INFORMATION CARD

Now we can make any computer sing as well as talk, for only \$219.



As featured in Ciarcia's Circuit Cellar "BYTE" Magazine, September, October 1982.

### Microvox.

- MICROVOX is a completely self contained professional voice quality text-to-speech synthesizer. MICROVOX may be easily interfaced to any computer/modem RS-232C serial or parallel output device.
- 6502 Microprocessor based text-to-speech algorithm
  - SC-01A phoneme based speech synthesizer
  - 64 crystal controlled inflection levels
  - 3000 character buffer
  - RS-232C and parallel port interfaces.
  - On board power supply.
  - Music and sound effects capability.

MV01 Microvox Assembled & Tested ..... \$299.00  
MV02 Microvox, complete kit ..... \$219.00



To Order: Call Toll Free  
1-800-645-3479  
In N.Y. 1-516-374-6793  
**MICROMINT, INC.**  
561 Willow Avenue  
Cedarhurst NY 11516

CIRCLE NO. 104 ON FREE INFORMATION CARD

## TS1000 ZX81



3-Color Keyboard Symbols with Conversion Instructions


- Plastic TS1000-ZX81 keyboard symbols in Black, Red and Blue. Opaque background. Will fit all standard-size keys. Adhesive backing for easy application.
- Simple illustrated instructions will show you how to convert a cheap (about \$20) surplus keyboard to a full-size TS1000/ZX81 console. "...as easy as stringing wire on a fence."
- Do's and Don'ts for selecting a surplus keyboard.
- Bonus for the "pro" - Schematic Diagram of Computer.

**MULE Electronics** - \$12\*

Dept. 310  
444 Lincoln Blvd.  
Venice, California 90291

\*Add \$1.50 P&H. California residents add 6.5% tax. Money-back guarantee, of course.

## CONVERT YOUR TV TO A HIGH QUALITY MONITOR



USE WITH COMPUTERS, VCR's & CAMERAS

Kit permits Dual Mode operation on B&W or Color sets **34<sup>95</sup>** ACVM  
• Hi-resolution • Up to 80 characters per line • Wide bandwidth • Direct Video • Safe-Easy Installation

DVM-1 Hot Chassis kit with Audio available.



Box 411, Los Angeles, CA 90028  
(213) 466-5533

CIRCLE NO. 105 ON FREE INFORMATION CARD



## SAVE MORE THAN EVER ON 3M Scotch® DISKETTES

LIFETIME WARRANTY!

**\$185** ea. 5 1/4" SSDD (744) Qty. 20  
**\$235** ea. 5 1/4" DSDD (745) Qty. 20

5 1/4" SSDD—96TPI (746) \$2.60 ea.  
5 1/4" DSDD—96TPI (747) \$3.25 ea.  
8" SSDD (740) \$2.05 ea.  
8" SSDD (741) \$2.50 ea.  
8" DSDD (743) \$3.10 ea.

Shipping: 5 1/4" DISKETTES—Add \$3.00 per 100 or fraction thereof. 8" DISKETTES—Add \$4.00 per 100 or fraction thereof. OTHER ITEMS: Shipping charges as shown in addition to diskette shipping charges. Payment: VISA or MasterCard. COD orders only, add \$3.00. Taxes: Illinois customers, please add 8%.

Hours: 9 AM-5 PM Central Time


For fast service call  
Nationwide: 1-800-621-6827  
In Illinois: 312-944-2788

**DISK WORLD!**

Suite 4806 • 30 East Huron Street • Chicago, Illinois 60611

Authorized Distributor  
Information Processing Products **3M**

## DRIVE CONTROL UNIT



Turns off 8 inch Drives when not being accessed  
Save Drive, Save Media, Quiet Operation. Easily installed. Thousands are in use. For Shugart 800/850, Siemens 100/200, CDC Qume DT8, Remex 4000 Kit \$29.95 Assembled and Tested \$49.95

Call or send for literature package  
VISA, MASTERCARD, COD Accepted  
**OPTRONICS** 716-377-0369  
TECHNOLOG 2990 Atlantic Ave.  
Penfield, NY 14526

## PUBLIC DOMAIN SOFTWARE

Lots of it available in these formats:

- Single sided formats
- Acritx (SSDD)
- Cromemco CDOS (SSDD)
- Cromemco CDOS (SSSD)
- Cromemco
- w/Int'l Term CPM
- DEC VT180 (DD)
- Health w/Magnolia (DD)
- IBM PC (CP/M-86 SSDD)
- Kaypro- II
- LOBO MAX-80 (DD)
- MS-DOS/PC-DOS (Ver. 1)
- MS-DOS/PC-DOS (Ver. 2)
- Morrow MD2
- NEC PC-8001A
- Osborne I (DD)
- Osborne I (SD)
- Superbrain (40 trk SS)
- Superbrain (JR)
- TI Professional (DD)
- TRS-80 I (Omikron CP/M)
- TRS-80 Mod III (MM CP/M)
- Xerox 820 (SD)
- Xerox 820-II (DD)
- Zenith Z-90 (48 tpi SS)
- Double sided formats
- Acritx (DSDD)
- Cromemco CDOS (DSDD)
- Cromemco CDOS (DSDD)
- Cromemco
- w/Int'l Term CPM
- Dalavue (DSDD)
- EPSON QX-10
- Hewlett Packard HP-125
- IBM PC (CP/M-86 DSDD)
- IMS 5000
- Kaypro- 4/10
- MAGIC Computer
- MS-DOS/PC-DOS (Ver. 1)
- MS-DOS/PC-DOS (Ver. 2)
- Morrow MD3
- NEC PC-8801A
- Otrona Allache
- Sanyo
- Superbrain (OD)
- TeleVideo
- Toshiba T100
- Zenith Z-100 (DD)

Over 200 disks, most formats \$12 per disk.  
Send \$2 for PD catalog. Sample disk \$8.

Sheepshead Software™  
P.O. Box 486  
Boonville, CA 95415

CIRCLE NO. 106 ON FREE INFORMATION CARD  
122

Thanks to YOU . . . We're Growing . . .



with YOU and your Computer . . .  
**LEO ELECTRONICS, INC.**  
P.O. Box 11307  
Torrance, CA. 90510-1307  
Tel: 213/212-6133 800/421-9565  
TXL: 291 985 LEO UR

We Offer **PRICE QUALITY**  
**PERSONAL SERVICE**

### 64K UPGRADE

9 Bank (IBM PC)	\$43.65	(150ns)
	\$41.85	(200ns)
4164 (150ns)	\$4.85 ea.	
	\$4.65 ea.	
8 Bank (other PC)	\$38.80	(150ns)
	\$37.20	(200ns)
4164 (150ns)	\$4.85 ea.	
	\$4.65 ea.	
256K "Mother-Saver" Upgrade		
8 - 256K (150ns)	\$400.00	
6116P-3	\$4.40	2732 — \$3.95
2716	\$3.20	2764 — \$7.00
TMS-2716	\$4.95	27128 — \$24.00

We accept checks, Visa, Mastercard or Purchase Orders from qualified firms and institutions. U.S. Funds only. Call for C.O.D. California residents add 6% tax. Shipping is UPS. Add \$2.00 for ground and \$5.00 for air. All major manufacturers. All parts 100% guaranteed. Pricing subject to change without notice.

## ELECTRONIC COMPONENTS

**MOUSER ELECTRONICS**  
PURCHASING MANUAL NO. 842  
NEW ADDRESS  
FREE 160 PAGE CATALOG '82

MANUFACTURERS OF QUALITY ELECTRONIC COMPONENTS

OVER 15,000 DIFFERENT ITEMS IN STOCK!

**MOUSER ELECTRONICS**  
11433 WOODSIDE AVE., SANTEE, CA 92071  
PHONE: (619) 449-2222 TWX: 910-331-1175

CIRCLE NO. 107 ON FREE INFORMATION CARD  
Computers & Electronics

Now available for the computer experimenter!

**COMPUTER CONNOISSEUR'S DELIGHT!**

NOW BE IN CONTROL WITH YOUR COMPUTER... THE ONLY PUBLICATION OF ITS KIND WRITTEN FOR THE USER... DISCOVER THE SECRETS AND LEARN THE VERSATILITY OF MODERN COMPUTER COMMAND CONTROL CONCEPTS... EXPERIMENT WITH COMPUTER AND TELEPHONE SYSTEMS... INTERFACE THEM... LEARN HOW THEY WORK... WHAT THEY DO... AND HOW TO GET THEM TO WORK FOR YOU... COMPLETE TELEPHONE ENGINEERING COURSE IS INCLUDED IN MONTHLY CHAPTERS... BRINGING YOU THROUGH STEP, CROSSBAR, ESS, BUBBLE, AND ATOMIC SWITCHING SYSTEMS... EXCLUSIVE COVERAGE IN BIOLOGICAL COMPUTING SYSTEMS... TOO! COMPUTERS AND TELEPHONES ARE THE FUTURE... THIS PUBLICATION IS AN ABSOLUTE MUST FOR EVERYONE INTERESTED.

UNPUBLISHED MATERIAL  
WIT  
COMICS  
DIRECTORY LISTING  
NET WORKS




**Computel**  
PUBLISHED MONTHLY  
ONE YEAR SUBSCRIPTION \$14.00 (SAMPLE COPY \$2.00)  
SUBSCRIPTION & 2 PROGRAMS \$20.00

COMPUTEL—the complete SOURCE for everyone. You can now do the things you've only heard about, right in the privacy of your own home. Indispensable reference to phreaks and hackers. Learn how to get all kinds of computer programs FREE. Get the inside story of big business systems—their quirks and flaws—and remain up to date with vital occurrences within the computer industry. Computel is a publication designed for everyone who has an intense curiosity of computer systems, containing a wealth of hard to find information, codes, and numbers. Published monthly.

Computer Publishing Society  
6354 VAN NUYS BL., #161-A / VAN NUYS, CA 91401

CIRCLE NO. 108 ON FREE INFORMATION CARD

**COMPUTER FURNITURE**



**Genuine Oak Veneer \$89<sup>95</sup> Each**

Completely Finished — Ready for Use  
Excellent for Student, Home or Office

Send name and address with check or money order for \$89.95 per unit. Specify model no. Add \$15.00 for castors. Include \$10.95 for prompt shipping. Mail to: C.F.M.

P.O. Box 520652 • Salt Lake City, UT 84152  
**MONEY BACK GUARANTEE**  
A Division of Timeless Computer Furniture Manufacturers

CIRCLE NO. 109 ON FREE INFORMATION CARD

**BUILD YOUR OWN COMPUTER!!**

68000 BASED MULTI-BUS COMPATIBLE KIT

4 BOARD SET INCLUDES:  
1 6 SLOT MOTHER BOARD  
1 CPU CARD  
1 I/O with UPD 765 FLOPPY CONTROLLER  
1 128K RAM CARD

SCHEMATICS PARTS LIST & ASSEMBLY DRAWINGS  
KT 1001 COMPUTER KIT (FLATBOARDS ONLY) \$189.99  
KT 1004 COMPUTER KIT (UNTESTED BOARDS - POPULATED) \$899.99  
KT 1002 COMPUTER KIT (DOCUMENTATION ONLY) \$35.00  
KT 1003 PAL FOR RAM BOARD \$16.99  
KT 1005 CP/M FOR KIT (INCLUDES BIOS) \$350.00

WE CARRY A COMPLETE LINE OF ELECTRONIC COMPONENTS SEND FOR A FREE CATALOG!!!




NICORN ELECTRONICS  
1000 CANOGA AVE. UNIT B-8  
CHATSWORTH, CALIF. 91311  
(818) 341-8833

CIRCLE NO. 109 ON FREE INFORMATION CARD

**TOTAL CONTROL**

For the Timex-Sinclair Computer




Built & Tested \$174.95  
Bare Board \$49.95  
1/0  
16 lines 16 lines OUT  
Rest Time Clock/Calendar  
with Battery Back up  
Analog to Digital Converter  
4 channels 4 in  
8K Non-Volatile RAM  
RAM w/ EPROM  
Compatible with  
ZX 801, ZX 81, TS 1000 & TS 1500

TERMS: Check or Money Order  
Call. Res. Add 6%  
SHIPPING: Inside U.S. \$5.00  
Outside U.S. \$10.00  
**JK AUDIO**  
P.O. Box 3295  
Escondido, CA 92025-0380  
(619) 741-5132

CIRCLE NO. 110 ON FREE INFORMATION CARD

**4-VOICE Speech Synthesizer**

ALLOPHONE SYNTHESIS—UNLIMITED VOCABULARY



APPLE VERSION \$67 VIC. Comm. \$4 \$62.  
TRS-80 I, II, IV \$72 (not shown)  
ALL UNITS ARE ASSEMBLED & TESTED!!  
(add \$3 for shipping)  
Comes with complete documentation, including speech programs in BASIC, sample directory, Allophone theory, schematics, etc. TRS-80 unit plugs into printer port; APPLE unit plugs into Motherboard. VIC & Comm plug into User Port. An 8 ohm speaker is required for VIC, Comm. \$4 and APPLE units. (add \$7 for speaker/enclosure)

Easy interface—SPEECH CHIP—Unlimited vocabulary  
GI SPO256-AL2 \$25, each & \$1 shipping  
Comes with schematics, program listings, etc.  
for connecting to your VIC, Comm., TRS-80, APPLE.

PARTIAL KITS (add \$3 shipping)  
APPLE \$42 VIC \$20, Comm. \$4, TRS-80 \$40,  
Chip, PC board, universal parts, documentation.

SEND CHECK or M.O. to:  
SILICON SCIENCE, INC.  
4710 Wellington Blvd.  
Alexandria, La. 71303  
Call 318 442-7733 for VISA or MC orders

CIRCLE NO. 111 ON FREE INFORMATION CARD

**★MICROCOMPUTER★  
BUSINESS SOFTWARE**

MEDICAL MGMT...  
DENTAL MGMT...  
INSURANCE AGENT  
LEGAL BILLING....  
PROPERTY MGMT..  
AND MUCH MORE!

UNIVAIR INTERNATIONAL  
9024 St. Charles Rock Road  
ST. LOUIS, MISSOURI 63114

(314) 426-1099

CIRCLE NO. 111 ON FREE INFORMATION CARD

**Vohrax SC-01A  
SPEECH SYNTHESIZER**

**\$42 Each (\$32 in hundreds)**  
Order in Ones or Thousands

The SC-01A Speech Synthesizer is a completely self-contained solid state device. This single chip phonetically synthesizes continuous speech of unlimited vocabulary.

Computer interfaces and text-to-speech algorithms also available for product development.

Micromint is the largest U.S. distributor of the SC-01A. Call us for a price quote.

Call 1-800-645-3479, in N.Y. 1-516-374-6793

MICROMINT INC.  
561 Willow Avenue  
Cedarhurst, NY 11516



September 1984  
CIRCLE NO. 112 ON FREE INFORMATION CARD

**TOROIDAL POWER TRANSFORMERS**  
Small size • Low noise • Easy mounting

Made In U.S.A.  
Custom sizes: 15VA-3,000VA at 50/60 Hz  
40 standard transformers with 117V-60Hz primaries in stock for 20VA, 40VA, 70VA, 100VA, 150VA, 340VA, 600VA

Call or write for data sheets

Size	Secondaries* Volts/Amps	Price Each		
		1	2-4	5-24
20VA	2x8.5V/1.18A	\$24.30	\$20.40	\$17.90
OD = 2.4"	2x12V/.83A	24.30	20.40	17.90
H = 1.2"	2x15V/.67A	24.30	20.40	17.90
Wt. = .7 lbs	2x18V/.56A	24.30	20.40	17.90
	2x24V/.42A	24.30	20.40	17.90
	Multivoltage**	29.30	25.20	22.40
100VA	24V/4.15A	\$29.10	\$24.80	\$22.10
OD = 3.7"	2x8.5V/5.8A	30.00	25.70	23.00
H = 1.4"	2x12V/4.15A	30.00	25.70	23.00
Wt. = 2.2 lbs	2x15V/3.3A	30.00	25.70	23.00
	2x18V/2.8A	30.00	25.70	23.00
	Multivoltage**	37.00	32.50	29.50
600VA	220V/2.73A	\$59.00	\$50.00	\$44.50
OD = 5.5"	2x24V/12.5A	59.90	50.90	45.40
H = 2.4"	2x30V/10.0A	59.90	50.90	45.40
Wt. = 8.2 lbs	2x33V/9.1A	59.90	50.90	45.40
	2x38V/7.9A	59.90	50.90	45.40

\* Dual secondaries may be used separately, in parallel or in series.  
\*\* For 5V and 12V or 5V and 18V regulated DC.  
Terms: VISA, MASTERCARD, C.O.D. or money orders—UPS charges added.

301-464-2100 TOROID CORPORATION OF MARYLAND  
8090 Laurel-Bowie Rd., Bowie, MD 20715-4037

CIRCLE NO. 113 ON FREE INFORMATION CARD

**GREAT DISKETTES  
Super low prices  
SYNCOM**

The low priced, high quality diskette with a LIFETIME WARRANTY. Packed in polybags of 10 with Tyvek envelopes, labels and reinforced hubs. One of the best buys we've seen.

**\$139** ea. 5 1/4" SSDD  
QTY. 20  
**\$185** ea. 5 1/4" DSDD  
QTY. 20

OTHER GREAT VALUES:  
DISKETTE 70—Holds 70 5 1/4" diskettes in dust free safety \$14.95 ea. + \$3.00 Shipping.  
DISK CADDIES—Flip up style holds 10 5 1/4" diskettes \$1.65 ea. + .20 Shipping.

**\$15.00 Bonus Offer!**  
For the lowest priced, highest quality diskettes, storage cases, printer ribbons and paper products, send for our catalog. FREE with your order: \$1.00 otherwise. BONUS! Every catalog includes \$15.00 worth of bonus coupons.  
Shipping: 5" DISKETTES—Add \$3.00 per 100 or fraction thereof. OTHER ITEMS: Shipping charges as shown in addition to diskette shipping charges. Payment: VISA or MC C.O.D. orders add \$3.00. Taxes: Illinois customers, please add 8%.

Nationwide: 1-800-621-6827  
In Illinois: 1-312-944-2788  
Minimum Order: \$35.00  
WE WILL BEAT ANY NATIONALLY ADVERTISED PRICE!

DISK WORLD!  
Suite #806 • 30 East Huron Street • Chicago, Illinois 60611

**SYNCOM**

CIRCLE NO. 113 ON FREE INFORMATION CARD



## Nutshell

(Continued from page 52)

command as their means of entry.

The menu's options are comprehensive. The FIND, MODIFY, and DELETE commands operate on the record being displayed. The ADD command presents a blank data-entry screen for the addition of a new record.

The DEFINE and LAYOUT commands are versatile and easy to use. When you invoke DEFINE you are presented with a screen that lets you start naming fields. After you have a field you give the data type (text, numeric, date, etc.). Nutshell automatically assigns a default length to each field. I found that you cannot insert new fields once a line has been entered, so prepare your layout on paper before you commit yourself to putting it on disk.

Perhaps the most powerful command available from the Browse menu is LAYOUT. Once you have defined your file structure, Nutshell gives you great flexibility in determining how it is to be displayed. Nutshell's full screen editor can be used to create data-entry screens, data-display screens, and report layouts. Leading Edge claims that Nutshell has a capacity of two million layouts per file (provided there is sufficient disk space to hold them all). It is not at all difficult to construct layouts with headers, footers,

control breaks, totals and subtotals.

The SORT command doesn't really sort. Since all data fields are indexed, the use of SORT creates a new index or indexes. When a file contains data, the records are presented in the order of original data entry until a sort is performed. Modified records are not reindexed until you are finished working with the file that is being modified.

The PRINT command uses the layout currently in use, but gives you the option of switching to another. Once printing has been started it can be stopped at any point and later restarted. You can also modify the print control options.

### In Summary

I found Nutshell to be easy to learn and pleasant to use. A keyboard overlay included with the package saves constant searching through the manual (unfortunately, there is no place to store the overlay when you're not using it).

While the manual, at over 252 pages, is not trim, the individual pages are uncluttered and well illustrated, although some of the reproductions of screen images are difficult to make out. The instructions, however, are clear and precise; the program should present no one with any great difficulties. ◇

# WORLD'S LARGEST COMPUTER MAGAZINE Computers & ELECTRONICS

## ADVERTISERS INDEX

RS no.	ADVERTISER	PAGE no.
50	Active Electronics .....	113
	Apple Computer .....	Cover 2,1
9	Atari .....	2
26	Atari .....	89
32	BASF .....	Cover 3
2	Casio, Inc. ....	53
	Classified Advertising ....	118-123
	Cleveland Institute of Electronics, Inc .....	18-21
19	Communications Electronics.	36-37
33	CompuServe .....	79
7	Craftsman Corp. ....	110
14	Digi-Key Corp. ....	116
6	Discount Computers .....	106
66	Discwasher .....	96
39	Electronics Book Club .....	39-41
	Epson America, Inc. ....	13-15
	Epson America, Inc. ....	26-27
	Epson America, Inc. ....	51
	Grantham College of Engineering .....	110
24	Heath Co. ....	29-30
10	Heath Co. ....	65
	Hewlett-Packard .....	32-33
	Hewlett-Packard .....	49
41	IBM Corporation .....	44-45
	ICS .....	114
	Information Unlimited .....	112
10	Inmac .....	111
21	Jameco Electronics .....	115
22	JDR Microdevices .....	117
23	J & R Music World .....	111
8	Jensen Tools .....	112
43	Koala Technologies .....	Cover 4
	Micro Exchange .....	25
12	Micro Management Systems, Inc. ....	99
16	Microsci .....	103
	NRI Schools .....	8-11
	NRI Schools .....	97
5	Nibble Notch Computer Products .....	114
1	Nicolet Paratronics Corp. ....	107
38	Panasonic .....	5
40	Protecto .....	105
	Radio Shack .....	59
	Scottsdale Systems .....	107
4	Sharp .....	7
36	Sintec .....	104
42	Tam's Inc. ....	110
	Western Union .....	17
63	X' Int Diskette Products, inc. .	102

# BIG SAVINGS ON GROUP SUBSCRIPTIONS

If you're part of a group that uses microcomputers in school, the office or a user group, you may be eligible for substantial discounts to the world's leading computer magazines!

For more information, have a representative contact:

Dan Rosensweig—212-503-5354  
Ziff-Davis Publishing Company  
One Park Avenue—4th Floor  
New York, NY 10016

- A+, The Independent Guide For Apple Computing
- COMPUTERS & ELECTRONICS
- MICROSYSTEMS
- PC TECH JOURNAL
- PCjr., The Independent Guide To The IBM PCjr In Education, Home and Business
- A - DISK, New Programs on Diskette For Apple II Series Computers
- CREATIVE COMPUTING
- PC, The Independent Guide To IBM Personal Computers
- PC DISK, New Programs on Diskette for the IBM PC, PCXT, PCjr and Most Compatibles

# BASF QUALIMETRIC™ FLEXYDISKS®. A GUARANTEED LIFETIME OF OUTSTANDING PERFORMANCE.

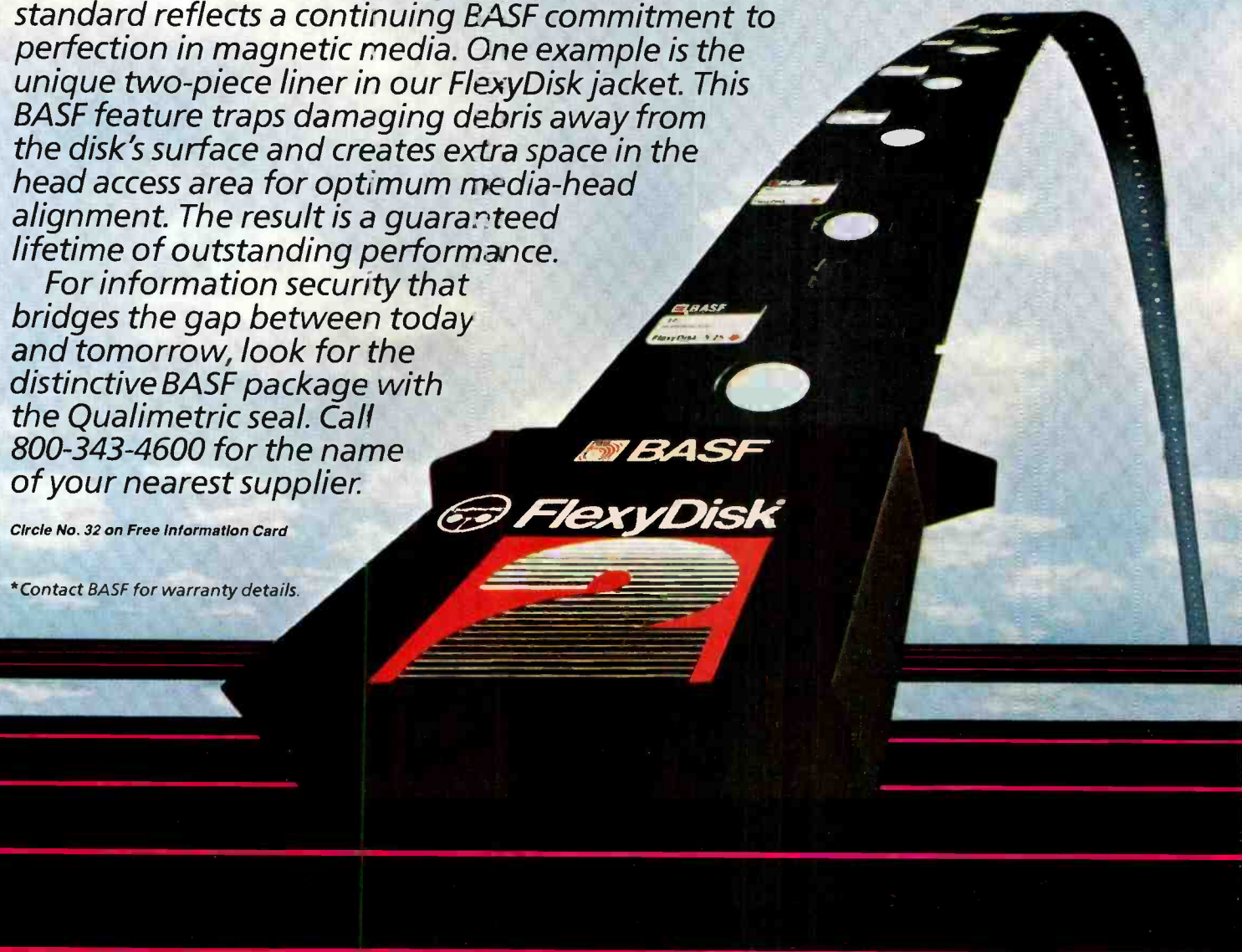
*BASF Qualimetric FlexyDisks feature a unique lifetime warranty,\* firm assurance that the vital information you enter on BASF FlexyDisks today will be secure and unchanged tomorrow. Key to this extraordinary warranted performance is the BASF Qualimetric standard... a totally new set of criteria against which all other magnetic media will be judged.*

*You can count on BASF FlexyDisks because the Qualimetric standard reflects a continuing BASF commitment to perfection in magnetic media. One example is the unique two-piece liner in our FlexyDisk jacket. This BASF feature traps damaging debris away from the disk's surface and creates extra space in the head access area for optimum media-head alignment. The result is a guaranteed lifetime of outstanding performance.*

*For information security that bridges the gap between today and tomorrow, look for the distinctive BASF package with the Qualimetric seal. Call 800-343-4600 for the name of your nearest supplier.*

Circle No. 32 on Free Information Card

\*Contact BASF for warranty details.



ENTER TOMORROW ON BASF TODAY.

© 1983 BASF Systems Corp., Bedford, MA



**BASF**





## The Shortcut to Business Productivity

### Touch and Go

Tired of typing in long computer commands? Let the Speed Key System take control. The Speed Key System consists of the KT 2010 touch tablet, Speed Key Software, and nine pre-configured overlays for Lotus 1-2-3™, WordStar®, Visicalc®, pfs:write®, SuperCalc®, MultiPlan™, dBase II™, DOS® and Basic®. By placing an overlay on your touch tablet, Speed Key can reduce as many as 80 keystrokes to a single push-button command. Now you can delete and insert paragraphs, or leap across spreadsheets in a single stroke.

### How to Make A Good Program Great

With Speed Key, you can reprogram keys to fit your individual needs or create your own custom overlays for almost any of the hundreds of IBM PC-DOS programs.

### But There's More...

In cursor mode, Speed Key moves the cursor on the screen as you move your finger along the surface of the touch tablet. And you don't need any more desktop space than the tablet itself, about half the size of an 8½ x 11 notepad.

### Visit your Local Computer Dealer

Take a look at the Speed Key System which includes • Speed Key Software • KT 2010 Touch Tablet • Speed Key Owners Manual • 9 Pre-Configured Tablet Overlays • Blank Overlays. Or call us toll free, 800-KOA-BEAR.



**Koala Technologies™**  
3100 Patrick Henry Drive  
Santa Clara, CA 95052-8100

CIRCLE 43 ON READER SERVICE CARD

## The Speed Key™ System

1-2-3™ and Lotus™ are trademarks of Lotus Development Corporation. pfs:write is a registered trademark of Software Publishing Corporation. SuperCalc® is a registered trademark of Sorcim Corporation. Microsoft® is a registered trademark of the Microsoft Logo. MS and MultiPlan are trademarks of Microsoft Corporation. Visicalc® is a registered trademark of Personal Software Inc. WordStar® is a registered trademark of MicroPro International Corporation. dBase II® is a trademark of ASHTON-TATE. DOS versions for the IBM personal computer are registered trademarks of International Business Machines Corporation and Microsoft Corporation. IBM Basic and IBM PC/XT are registered trademarks of International Business Machines Corporation.