

# Radio- Electronics

**BUILD YOUR OWN  
SATELLITE TV ANTENNA**

\$1.25 AUGUST 1981

**Build a musical horn for your car  
Digital audio from your VCR  
UHF prescaler for your counter**

**Solid-state devices for 1 GHz  
Build a synthesized RF generator  
\$60 computer modem you can build**

## THE INCREDIBLE SHRINKING IC



390736 DHM 09970093 04 A-NOV81  
MR ROBERT DAHM 08  
997 GRAND AV  
AURORA IL 60506

# Weller.

Soldering, desoldering, or both from the same unit? Weller! WTCPI soldering station features Weller "closed loop" temperature control for maximum accuracy and efficiency. Choose from 18 tip patterns and 3 temperature ranges.

DS500 power vacuum desoldering station works with external air system.

DS100 provides identical desoldering performance linked with temperature-controlled soldering facility.

Which one is for you?



from Cooper The Toolmaker.™

CIRCLE 22 ON FREE INFORMATION CARD




**The Cooper Group**

BOKER® CRESCENT® LUFKIN® NICHOLSON® PLUMB® WELLER® WISS® XCELITE®  
P.O. Box 728, Apex, North Carolina 27502 Tel. (919) 362-7510 Telex 579497

[www.americanradiohistory.com](http://www.americanradiohistory.com)

# DOWN-TO-EARTH PRICES ON OUT-OF-THIS-WORLD PERSONAL COMPUTERS AND COMPONENTS.

**Look at this!**



## Ohio Scientific Superboard II \$299

- It's the first complete computer system on a board.
- Superboard II uses the ultra powerful 6502 Microprocessor
- 8K Microsoft BASIC-in-ROM
- 4K static RAM on board, expandable to 8K
- Full 53-key keyboard, with upper and lower case. Plus user expandability.
- Video interface and audio cassette interface.

The Ohio Scientific Superboard II at \$299 — in today's economy — has got to be the best buy by far. It will entertain you with spectacular graphics made possible by its ultra high resolution graphics and super fast BASIC. It will help you in school or industry, as an ultra powerful scientific calculator. Advanced scientific functions and a built-in "immediate" mode allow you to solve complex problems without programming.

The Superboard II can be expanded economically, for business uses, or to remotely control your home appliances and security. Even communicate with other computers.

### Read what's been written about Superboard II:

**"We heartily recommend Superboard II for the beginner who wants to get into microcomputers with a minimum cost. A real computer with full expandability."**

—POPULAR ELECTRONICS, MARCH 1979

**"The Superboard II is an excellent choice for the personal computer enthusiast on a budget."**

—BYTE, MAY 1979

**Look at these easy hardware prices:**

<b>610 Board</b> For use with Superboard II and Challenger 1P. 8K static RAM. Expandable to 24K or 32K system total. Accepts up to two mini-floppy disk drives. Requires +5V @ 4.5 amps.	<b>\$ 298</b>
<b>Mini-Floppy Disk Drive</b> Includes Ohio Scientific's PICO DOS software and connector cable. Compatible with 610 expander board. Requires +12V @ 1.5 amps and +5V @ 0.7 amps. [Power supply & cabinet not included.]	<b>299</b>
<b>630 Board</b> Contact us for important details.	<b>229</b>
<b>AC-3P</b> 12" combination black and white TV/video monitor.	<b>159</b>
<b>4KP</b> 4K RAM chip set.	<b>79</b>
<b>PS-005</b> 5V 4.5 amp power supply for Superboard II.	<b>45</b>
<b>PS-003</b> 12V power supply for mini-floppies.	<b>45</b>
<b>RF Modulator</b> Battery powered UHF Unit.	<b>35</b>
<b>CS-900B</b> Metal case for single floppy disk drive and power supply. [While stock lasts.]	<b>49</b>
<b>AC-12P</b> Wireless remote control system. Includes control console, two lamp modules and two appliance modules, for use with 630 board.	<b>175</b>
<b>AC-17P</b> Home security system. Includes console, fire detector, window protection devices and door unit for use with 630 board.	<b>249</b>
<b>C1P Sams</b> C1P Service manual	<b>8</b>
<b>C4P Sams</b> C4P Service manual	<b>16</b>
<b>C3 Sams</b> Challenger III manual	<b>40</b>
Ohio Scientific and independent suppliers offer hundreds of programs for the Superboard II, in cassette and mini-floppy form.	

**Freight Policies** All orders of \$100 or more are shipped freight prepaid. Orders of less than \$100 please add \$4.00 to cover shipping costs. Ohio residents add 5.5% Sales Tax.



Hours: Call Monday thru Friday,  
8:00 AM to 5:00 PM E.D.T.  
**TOLL FREE: 1-800-321-5805**

### Guaranteed Shipment

Cleveland Consumer Computers & Components guarantees shipment of computer systems within 48 hours upon receipt of your order. **Our failure to ship within 48 hours entitles you to \$35 of software, FREE.**

**To Order:** Or to get our free catalog **CALL 1-800-321-5805 TOLL FREE.** Charge your order to your **VISA** or **MASTER CHARGE** account. Ohio residents call: [216] 464-8047. Or write, including your check or money order, to the address listed below.



**CLEVELAND CONSUMER  
COMPUTERS & COMPONENTS**

**P.O. Box 46627  
Cleveland, Ohio 44146**

## Order Form: CLEVELAND CONSUMER COMPUTERS & COMPONENTS P.O. Box 46627 Cleveland, Ohio 44146

- |  |   |
|--|---|
| <input type="checkbox"/> Superboard II \$299.          | <input type="checkbox"/> RF Modulator \$35.           |
| <input type="checkbox"/> 610 Board \$298.              | <input type="checkbox"/> AC-3P 12" B/W Monitor \$159. |
| <input type="checkbox"/> Mini-Floppy Disk Drive \$299. | <input type="checkbox"/> C1P Sams Manual \$8.         |

[Attach separate sheet for other items.]

NAME \_\_\_\_\_

ADDRESS: \_\_\_\_\_

CITY: \_\_\_\_\_ STATE: \_\_\_\_\_ ZIP: \_\_\_\_\_

PHONE: \_\_\_\_\_

Payment by: VISA \_\_\_\_\_ MASTER CHARGE \_\_\_\_\_ MONEY ORDER \_\_\_\_\_

Credit Card Account # \_\_\_\_\_

Expires \_\_\_\_\_ Interbank # [Master Charge] \_\_\_\_\_

TOTAL CHARGED OR ENCLOSED \$ \_\_\_\_\_ [Ohio Residents add 6.5% Sales Tax]

Orders of less than \$100, please add \$4.00 to cover shipping costs. Orders will be accepted from U.S. and Canada only. All prices quoted are U.S., date of publication, standard UPS shipping FOB the factory.

CIRCLE 9 ON FREE INFORMATION CARD

# The more logical way to look inside an IC.

## LTC Logical Analysis Test Kits: everything you need for over 90% of your digital testing.

Everything you need is at your fingertips. Circuit-powered. And easy to use. Ready to read logic activity at a glance, point-by-point or IC by IC. Or to inject digital signals for testing.

Let the LEDs of our Probes, Pulsers and Logic Monitors light the way to answers for your troubleshooting, design and educational needs. The Logical Analysis Test Kit comes in two versions: our \$270.00\* High-Speed Kit, LTC-2, which captures pulses as narrow as 6 nsec, rep rates to 60 MHz; and our \$240.00\* Standard Kit, LTC-1, which goes to 50 nsec, 10 MHz. Both include complete manuals, accessories and a compact, custom-molded case. Either way, you've got a strong case for simplified digital testing.

## Smarter tools for testing and design.

Our 23-oz. Logical Analysis Test Kits include Logic Probe, Digital Pulser, Logic Monitor, complete manuals and accessories, plus case.



## GLOBAL SPECIALTIES CORPORATION

70 Fulton Terr., New Haven, CT 06509 (203) 624-3103, TWX 710-465-1227  
OTHER OFFICES: San Francisco (415) 648-0611, TWX 910-372-7992  
Europe: Phone Saffron-Walden 0799-21682, TLX 817477  
Canada: Len Finkler Ltd., Downsview, Ontario

Call toll-free for details **1-800-243-6077**

\*Suggested U.S. resale. Available at selected local distributors. Prices, specifications subject to change without notice.  
© Copyright 1980 Global Specialties Corporation.

CIRCLE 38 ON FREE INFORMATION CARD

## SPECIAL FEATURE

- 41 **THE INCREDIBLE SHRINKING IC**  
A short history of integrated circuits, and a look at their future. **Bonaventura Antony Paturzo**

## BUILD THIS

- 45 **SATELLITE TV ANTENNA**  
The 8-Ball—a satellite TV antenna you can build for under \$750. **H.D. McCullough**
- 49 **SYNTHESIZED RF GENERATOR**  
The Programma-2 covers a range of 300 kHz to 30 MHz and costs about \$3100 less than its commercial counterparts. **Gary McClellan**
- 53 **ELECTRONIC MUSICAL HORN**  
Don't blow your horn in traffic—*play it!* **Fred Blechman and David McDonald**
- 57 **\$60 MODEM**  
Part 3—The conclusion of this article presents the software your computer will need to use the modem. **Robert Ward**.
- 64 **UHF PRESCALER**  
Extend the range of your frequency counter up to 650 MHz. **Bill Owen**

## TECHNOLOGY

- 4 **LOOKING AHEAD**  
Tomorrow's news today. **David Lachenbruch**
- 22 **SATELLITE TV NEWS**  
The latest happenings in an exciting new industry. **Gary H. Arlen**
- 61 **SOLID-STATE MICROWAVE DEVICES**  
How semiconductors can be made to oscillate in the gigahertz (1000-MHz) range. **Joseph J. Carr**
- 70 **HOBBY CORNER**  
Some answers, some questions, and some useful information. **Earl "Doc" Savage, K4SDS**
- 72 **NEW IDEAS**  
A prize-winning application from a reader.

## VIDEO

- 73 **SERVICE QUESTIONS**  
R-E's Service Editor solves technicians' problems.

## AUDIO

- 67 **DIGITAL AUDIO FROM YOUR VCR**  
At last you can do digital recording at home. Here's a description of how audio information is stored in a "video" format. **Leonard Feldman**

## EQUIPMENT REPORTS

- 28 **Non-Linear Systems Touch Test 20 DMM**
- 30 **BBC-Metrawatt-Goerz Model MA1H VOM**
- 30 **Heathkit Model IM-2400 Frequency Counter**
- 31 **Radio Shack Model PRO-2002 Programmable Scanner**
- 32 **Kantronics Mini-Reader Morse Code and RTTY Decoder**

## DEPARTMENTS

- |                                  |                  |
|----------------------------------|------------------|
| 16 Advertising and Sales Offices | 24 Letters       |
| 110 Advertising Index            | 79 Market Center |
| 82 Computer Market Center        | 74 New Products  |
| 16 Editorial                     | 6 What's News    |
| 111 Free Information Card        |                  |

## ON THE COVER

The first integrated circuit made its appearance 20 years ago. It held four transistors. Today, devices containing well over 50,000 transistors are available and IC's with several hundred thousand transistors on a single silicon chip are in the planning stage. Learn where we've been and where we're headed. The story starts on page 41.



**ALTHOUGH PRICES** are slowing coming down, satellite TV antennas still represent a substantial investment. You can build the 8-Ball for under \$750, using readily available materials. Plans for this antenna begin on page 45.



**DIGITAL AUDIO RECORDING** is now available to anyone owning a VCR. Turn to page 67 for a detailed explanation of the method involved and the standards that have been established for this technique.

Radio-Electronics, (ISSN 0033-7862) Published monthly by Gernback Publications, Inc., 200 Park Avenue South, New York, NY 10003. Second-Class Postage Paid at New York, N.Y. and additional mailing offices. One-year subscription rate: U.S.A. and U.S. possessions, \$13.00. Canada, \$16.00. Other countries, \$20.50. Single copies \$1.25. © 1981 by Gernback Publications, Inc. All rights reserved. Printed in U.S.A.

**Subscription Service:** Mail all subscription orders, changes, correspondence and Postmaster Notices of undelivered copies (Form 3579) to Radio-Electronics Subscription Service, Box 2520, Boulder, CO 80322.

A stamped self-addressed envelope must accompany all submitted manuscripts and/or artwork or photographs if their return is desired should they be rejected. We disclaim any responsibility for the loss or damage of manuscripts and/or artwork or photographs while in our possession or otherwise.

# looking ahead

## BETA'S COMEBACK

It's no secret that the Beta home VCR format has been taking a clobbering from VHS at the marketplace. A slight Beta comeback began in late 1980, and now a new series of recorders may lead to a more complete reversal of the situation. Sony has redesigned its recorders from the ground up—changing, miniaturizing, and producing a complete new look that truly capitalizes on the smaller size of the Beta cassette.

The first of the new Beta's is the new 9½-pound portable described here last month, to be introduced in the U.S. by both Sony and Zenith. The second, containing many of the features of the portable, is a new AC home unit that is just over three inches high and has the appearance of a fine hi-fi component. The old cassette-loading elevator has been replaced by a slot in the front, and the complex series of belt drives by six tiny motors. The reel-drive motor is so small that it fits into the spindle. The home unit, less than half the size of its predecessor, is programmable for two weeks (four channel changes) and contains a wide variety of special effects, with all functions controlled by an infrared wireless remote unit.

One of the unit's striking features is a multi-purpose fluorescent display panel, that shows the time when the unit is turned off. When it's turned on, it replaces the traditional tape counter with a display showing elapsed playing time in minutes and seconds, activated by counting sync pulses electronically. The panel is also used for setting the automatic programmer, cuing the user through the step-by-step setup process. One of the recorder's soft-touch electronically activated pushbuttons can put up to nine index pulses on the tape for instant program-segment locations—and those indexing pulses are indicated on the display. A separate multi-LED display indicates tape remaining in the cassette. By fall, Sony and Zenith are expected to offer as many as five different VCR's using the new Beta design—which, of course, is compatible with other Beta recorders. It will record in Beta II or Beta III speeds and play back in those or Beta I.

## PROJECTION MARCHES ON

Giant-screen TV is moving ahead with two unique rear-projection designs. The most unusual is a new set by Zenith. When turned off, it looks like a furniture cabinet about the size of a lowboy 25-inch console. When the "on" button is pressed on the infra-red wireless remote control, the top of the cabinet hinges back and a 45-inch lenticular screen rises slowly upwards. When you're finishing viewing, just click the remote off and the screen descends back into the console.

The unit uses three 5-inch projection tubes made by Zenith, with faceplates angled so that the picture is self-converging. The tubes' spot size is claimed to be the smallest in the industry and peak brightness is said to be 180 foot-lamberts.

Another advanced rear-screen projector design will be fielded this fall by Magnavox, Philco, and Sylvania, all subsidiaries of North American Philips. The cabinet is far bigger than Zenith's and the picture measures 50 inches. The entire system—electronics, tubes, and optics—has been designed from the ground up for projection. The most striking aspect of this set is its special fresnel screen. It incorporates 1000 lenticular lenses surrounded by a black matrix, similar to that used in picture tubes, to increase contrast. The enhanced contrast results in a picture with quality close to that of a direct-view tube. The manufacturer claims that the system presents 410 lines of resolution from direct video input (330 from an off-air picture), with a 40 to 1 contrast ratio in 50-foot-candle ambient light, and a wide viewing angle.

Both the Zenith and the Philips projectors, priced at \$3,500 and \$3,750 respectively, use f/1 lenses built by U.S. Precision Lens Co. A new extremely compact lens system, designed for rear-projection, currently in the works, is expected to give birth to the next generation of small-cabinet sets next year. This new system, combined with such approaches as Zenith's pop-up, should lead to new popularity for projection sets.

## CATALOG ON DISC

Many—but not quite all—of the traditional functions of the Sears catalog may be taken over by the videodisc. As an experiment, Sears is distributing the electronic version of its 236-page summer catalog to 1000 owners of Pioneer LaserDisc players. The optical disc is divided into 13 "merchandise shops," directly addressable by frame number, and 13 "fashion shows and demonstrations," which may be called up by dialing the proper chapter number. The latter consist of demonstrations in motion and sound, the former of still frames illustrating and describing the merchandise. There are nearly 18,000 items on the single-sided disc, which would run only 28 minutes if played straight through. In addition to copies at the homes of player owners, Sears will have the disc catalog available at some catalog order stores and counters. Interestingly, although Sears uses the optical system for its catalog, it is selling only the CED capacitance-type disc player for consumer use.

DAVID LACHENBRUCH  
CONTRIBUTING EDITOR

**"No one else gives you as many functions in a handheld DMM."**

**Now you can move up to Fluke."**

We've got great news for people who've been holding out for a high quality, high performance DMM at a moderate price. Fluke's new nine-function model D 804 is now available at select electronics supply stores.

With a suggested U.S. price of only \$249 and features you won't find in any other handheld DMM, the D 804 is an exceptional value. Here's why.

**Logic level and continuity testing:** A real time-saver for troubleshooting passive circuits in pcb's, cables, relay panels and the like. The D 804 has a switch-selectable audible tone and visual symbols to indicate continuity or logic levels.

**Direct temperature readings in °C:** Used with any K-type

thermocouple, the D 804 delivers fully-compensated readings in °C from -20°C to +1285°C, for checking heating and refrigeration systems.

**Peak hold feature captures transients:** A short-term memory in the D 804 captures and holds the peak reading of a motor starting current.

**And more:** 0.1% basic dc accuracy, conductance, 26 measurement ranges, battery, safety-designed test leads and a one year parts and labor warranty. A full line of accessories is also available to extend the measurement capabilities of your DMM.

Ask your dealer about the powerful, versatile D 804 and the rest of Fluke's new Series D line of low-cost digital multimeters.



**From the world leader in DMM's. Now we've designed one for you.**



\*Suggested U.S. list price  
For technical data circle no. 59

If your dealer doesn't carry Series D  
Multimeters yet, call this number. We'll be  
happy to tell you who does. 1-800-426-9182

**FLUKE**<sup>®</sup>

## Specialists in demand by employers in '80's

Graduate computer scientists will be recruited by more firms than graduates in any other specialty, according to a recent survey of 947 employers hiring technical graduates in 1981. Mechanical and electrical engineers are also in demand and will be recruited by two-thirds of the companies surveyed.

The demand for new specialties will be increased by the new technologies now developing. The survey source, Peterson's Guides Annual Survey of Technical Career Opportunities, lists 100 companies that are seeking nuclear engineers, 27 that are hiring meteorologists, 40 that are recruiting marine engineers, and 21 that need solar engineers.

## Digital radio broadcasts

In a U.S. radio "first", San Francisco station KQED-FM has aired a series of concerts recorded live using digital audio. The complete season of the San Francisco opera, as well as concerts of other San Francisco musical organizations, were included in the station's nationally broadcast programs. Station KQED is using a Sony PCM-100 digital processor for the recording and broadcasts, which are beamed to 244 National Public Radio affiliates via the National Public Radio satellite.

The reaction of listeners and participating radio managements has been "extremely positive," says KQED. A typical comment is that the digital recordings are

"identical" to a direct live audio pickup (unlike analog recording, which has inherent tape hiss and a much smaller dynamic range). The station's chief engineer says, "The PCM recordings sound exactly like live broadcasts. In A/B comparisons, I can't tell the difference."

The digital system has advantages other than fidelity. Tape and storage costs can be cut since the digital recordings are stored on videocassettes instead of reel-to-reel analog tape. The tapes suffer no detectable loss of quality with age and use, and they can be copied an unlimited number of times with perfect accuracy.

## Electronics Hall-of-Fame Center proposed

Two vice presidents of the National Electronic Service Dealers Association (NESDA), Gene Dillingham and Bill Lawler, are leading a project to inaugurate a Hall-of-Fame Center as a tribute to those who have made significant contributions in the field of electronics. It would include for starters such figures as Thomas A. Edison, inventor of the electric light, motion pictures, and the phonograph; Lee deForest, the father of radio; Hugo Gernsback, publisher, inventor, and electronics prognosticator, and David Sarnoff, color-TV pioneer.

Dillingham and Lawler presented the plan to NESDA's House of Representatives, which approved the project January 31, 1981.

NESDA is inviting EIA, NEDA, ITA, NAE-DA, NABER, NAVA, NATESA, and all other national associations in the electronics in-

dustry to join in making this Hall of Fame possible by forming a Hall-of-Fame Foundation to administer the operation of the Hall-of-Fame Center.

Inquiries may be sent to NESDA, Attention: J. W. Williams, 2708 West Berry St., Fort Worth, TX 76109.

## New small-car wiring system

A novel prototype car "wiring" system was displayed by National Semiconductor at the recent Society of Automotive Engineers conference and exhibition. It was designed to solve the problem of space limitation in today's small cars.

The steady stream of compact economy cars has posed a multitude of problems for engineers. In particular, the space available for automobile electrical harnesses—bundles of electrical wiring throughout the car—has been restricted severely. The ever-increasing variety of electrical accessories on the newer cars makes the problem even worse.

National Semiconductor's system consists of transmitters, receivers, and a power conditioner. The transmitters are connected to the regular dashboard switches (ignition, lights, etc.) They send an encoded signal when the switch is turned "on" (closed) and another when it is opened. The receivers decode the signals and turn on the corresponding loads (headlights, wipers, etc.) or turn them off, as instructed.

The system's power conditioner filters transients from the vehicle's electrical system, protecting transmitters and receivers and preventing false signals.

With this new multiplex "wiring" system, the wiring harness can be reduced to three wires: a high current-load power wire, a multiplex system power wire, and a ground wire. The space saving is significant. In addition, the new system permits adding extra electrical accessories at will, simply by connecting additional transmitters and receivers to the three key wires.

## Speech synthesizer for low-volume users

The Votrax SC-01 speech-synthesizer IC is now available in low-volume quantities through the company's newly established sales division, Vodex, states Vodex general manager Russell Thielman. The SC-01 IC, released in 1980, is a speech-synthesizer IC that produces speech using a proprietary technique for combining electronically generated phonemes through a series of electronic commands to make an unlimited vocabulary.

The "talking" IC can now be purchased in quantities from five to 5,000, where, previously, it was available only for large-volume orders. In quantities of 1,000, the IC is available at a per unit cost of \$37.50, says Thielman.

*continued on page 12*



KQED'S CHIEF ENGINEER FRED KROCK and music director Victor Ledin with Sony's PCM-100 digital audio encoder.



# AUGUST » SPECIAL «

**BK PRECISION**

New Portable Digital  
Capacitance Meter



MODEL 820  
Call For Our Price



BEEP!  
BEEP!

# WESTON

The Roadrunner  
Model 6100

- 5 Range audible signaling function
- 0.5" LCD display
- 6 Functions
- 29 Ranges

Reg. \$155.00

**SPECIAL**  
**\$139.00**

includes free case

**HITACHI**

**KEITHLEY**



Non-Linear Systems

**FLUKE**

**HICKOK**

**VIZ** formerly RCA

**TRIPLETT**



**PHILIPS**

**WESTON**

**Simpson**

**BK PRECISION**

**LEADER**

**DORIC**



DATA PRECISION

**ADVANCE  
ELECTRONICS**

THE TEST EQUIPMENT  
SPECIALISTS

TOLL FREE HOT LINE  
800-223-0474



54 WEST 45th STREET, NEW YORK, N.Y. 10036  
IN NEW YORK STATE 212-687-2224

## PORTABLE OSCILLOSCOPES

BATTERY OPERATED



Non-Linear Systems

Call For Our Prices

MS-15



Single Trace 15MHz

MS-215



Dual Trace 15 MHz

MS-230



Dual Trace 30MHz

## New Sweep/Function Generator

**BK PRECISION**

MODEL 3020



Call For Our Price


- Four instruments in one package—sweep generator, function generator, pulse generator, tone-burst generator.
- Covers 0.02Hz-2MHz
- 1000: 1 tuning range
- Low-distortion high-accuracy outputs
- Three-step attenuator plus vernier control
- Internal linear and log sweeps
- Tone-burst output is front-panel or externally programmable

- V-151B 15 MHz Single Trace
- V-152B 15 MHz Dual Trace
- V-202 20 MHz Dual Trace
- V-301B 30 MHz Single Trace
- V-302B 30 MHz Dual Trace
- V-352 35 MHz Dual Trace
- V-550B 50 MHz Dual Trace, Dual Time Base
- V-1050 100 MHz Dual Trace, Dual Time Base

Call For  
Special Intro  
Price Offer



**HITACHI**



We carry a full line of multimeters, oscilloscopes, frequency counters, audio and RF generators, power supplies and accessories.

Just call our Toll-Free number and one of our experts will answer all your questions about test equipment.

# Only from NRI! Complete home entertain in one fast-track home-



# ment electronics service study course.

**Only NRI gives you so much training for your money. Look what you learn to service...**

Color TV	Musical Instrument
Black & White TV	Amplifiers
Portable TV	AM/FM Tuners
Videotape Recorders	Tape Recorders
Video Disc Players	Speaker Systems
Cable TV Equipment	Record Players
Public Address Systems	Auto Radio
Portable Radios	Antennas
	Auto Stereo
	Microprocessor Controls
	Electronic Fire & Burglar Alarm Systems
	and more!

color TV. It's complete with built-in digital tuning that lets you program an entire evening's entertainment. As you build it, you study circuit operation stage by stage, see how electronic faults can be detected and corrected, get practical bench experience that gives you extra confidence.

come alive. You'll get professional instruments, too, like the 6-function, 26-range Beckman LCD digital multimeter. And as you assemble your TV, you even build key instruments so you know them from the inside out... a digital CMOS frequency counter, 5" solid-state oscilloscope, and a 10-function integrated circuit TV pattern generator.

## **NRI Training the Choice of the Pros**

More than 60 years and a million students later, NRI is still first choice in home-study schools. A national survey of successful TV repairmen shows that more than half had home-study training, and among them, it's NRI 3 to 1 over any other school. We'll be happy to send you the survey summary on request. Find out how NRI can work for you.

## **Send for Free Catalog... No Salesman Will Call**

Send today for our free 100-page catalog which shows all the equipment and instruments, complete lesson plans, opportunities in this wide-open field, and convenient time payment plans to fit your budget. Or explore other NRI opportunity courses like Microcomputers and Microprocessors, Communications Electronics, Electronic Design Technology, or Digital Electronics. Send the postage-paid card today and see what "complete" really means. If card has been removed, please write to us.



## **Training Equipment and instruments included...yours to keep.**

Or, as your practical experience project, you can elect to construct NRI's solid-state tuner and amplifier, complete with speakers. Or train with a fine videotape recorder. Any way you choose, you keep all equipment, get all 67 lessons covering home electronics completely.

## **Professional Instruments Included**

Your training also includes the NRI Discovery Lab<sup>®</sup> where you'll build and study electronic circuits, perform practical experiments that make theory

Master the world of entertainment electronics with training from NRI. Only NRI gives you so much in a single, unified course. You're prepared to enter this lucrative field at any point, specialize or be a generalist. From computer-controlled TV to videotape recorders to laser beam video disc players, NRI training is complete.

## **Learn at Home in Your Spare Time**

And you learn right at home, at your convenience, without quitting your job or wasting time and gasoline going to night school. NRI "fast-track" training makes learning easier...NRI "hands-on" projects give you practical bench experience as you progress. You not only get theory, you actually build and test electronic circuits, equipment, a complete audio system or color TV.

## **Computer-Programmed TV, Videotape Recorder, or Stereo**

As part of your training, you assemble and keep NRI's 25" (diagonal)



**NRI SCHOOLS**  
McGraw-Hill Continuing  
Education Center  
3939 Wisconsin Ave.  
Washington, D.C. 20016

**We'll give you tomorrow.**

continued from page 6

## Lithium photo batteries

A new high-performance cylindrical photographic battery with a storage (shelf) life of more than five years is now available. Introduced by Duracell International Inc., it is the first cylindrical lithium battery available for consumer use in this country.



**DURACELL'S PX28L LITHIUM BATTERY**

The new 6-volt battery is made up of two 3-volt cells. It is directly interchangeable with present alkaline and silver-oxide types and fits a wide variety of 35-mm cameras.

Most photo batteries have a storage life of only one to two years, and many serious photographers change them oftener than once a year, to be sure of dependable service. The Duracell PX28L can be stored in a camera for more than five years with little or no loss of energy.

## Telematic acquires RCA division

Telematic, a manufacturer of TV service components and an early constructor of test jigs and adapters, has acquired the RCA Test Jig and Adapter Division.

The company will manufacture the RCA test jig and adapters as an independent line. It will continue to make its own test jig and adapters. The combination will enable Telematic to service practically every television set in use today.

All products will be supplied from Telematic's plant at 108-02 Otis Avenue, Corona, NY 11368.

## Hitachi wins lawsuit

Hitachi, Ltd., Tokyo, Japan, has announced that the billion-dollar antitrust and antidumping lawsuits filed by Zenith Radio Corp. and National Union Electric Corp., against 21 Japanese and U.S. companies, including Hitachi and two of its subsidiaries, have been dismissed by the U.S. District Court in Philadelphia. The complaints,

filed in 1970 and 1974, alleged that the defendants and almost 100 alleged co-conspirators had conspired to take over the U.S. market for television receivers and other consumer electronic products by concerted dumping and price discrimination, and by pursuing unlawful acquisitions in the United States.

The decision by Judge Edward R. Becker, coming after more than ten years of litigation, granted Hitachi's motion for summary judgment as to all of plaintiffs' claims under the Sherman Act, Robinson-Patman Act, Clayton Act, and the 1916 Antidumping Act. Last year the Court granted Hitachi's motion for summary judgment as to all but minor aspects of plaintiffs' other claims under the 1916 Act. That ruling has been appealed and is pending before the U.S. Court of Appeals in Philadelphia.

## Local TV stations may triple in three years

If positive action is taken on rule-making procedures now before the FCC, the number of channels available to the TV viewer in most areas will increase within three years to at least three times the number now available.

That statement was made by *Lo-Power Digest*, a new publication aimed at entrepreneurs who may be interested in the proposed new field for investment. It is based on the FCC's decision to take applications for new low-power stations under the same rules as regular "translator" stations, that simply repeat the programs of present TV stations in areas where the coverage is not good.

The result has been a flood of applications—supposedly exceeding 1,000 per month—for the new stations. It is hoped that new highly stable low-power solid-state transmitters may allow the FCC to relax some of the rules now applicable to high-power stations to allow the low-power stations to operate at a lower cost than is now possible. That, plus low-cost cameras and video-tape systems, may make low-power local TV stations feasible in smaller cities that are not now considered large enough to support a local station.

"Low-power television broadcasting, the first new broadcast service considered by the FCC in 20 years, offers the same possibilities as the advent of commercial television broadcasting in the 1940's," says Charles D. Ferris, Chairman of the FCC. "It poses the exciting challenge to commercial and noncommercial entrepreneurs of creating programming to make the new service attractive to Americans."

The proposed new service would operate on UHF channels, with a power maximum of 1,000 watts—enough to cover almost any average-sized city. Stations would be licensed to drop in on nearly any channel

where they could prove that no interference would be caused to existing stations.

## FIRST CO<sub>2</sub> MILITARY LASER



**HUGHES AIRCRAFT ENGINEER** William Tomita adjusts the transmitter on an advanced prototype model of the first carbon-dioxide laser developed in the United States for tactical military applications. The transmitter and its electronics will be housed in the white casing at left. The new laser will have several key advantages over the solid-state lasers now used in military rangefinding. A carbon-dioxide laser will penetrate battlefield smoke and dust better than a solid-state device. It also operates in the same waveband as the tank's thermal-imaging system. That means that the laser will reach any target that the gunner can see through his thermal night sight. The new laser is harmless to the human eye and can be used safely in training exercises.

## Direct satellite broadcast endorsed by FCC

At a recent meeting, the FCC endorsed the general idea of direct television broadcasting from satellites to private homes. It also took under consideration a COMSAT proposal to provide that service.

Few of the details of the proposed service were worked out, but the Commission expects to be able to give final approval to the new service sometime in 1981. The FCC has already warned microwave communications systems that they may have to cease operating in the 12-GHz band, because of possible interference with the satellite-home TV signals.

Television broadcasters are not happy with the new proposal; the National Association of Broadcasters suggests that the service should be studied further, and then approved by Congress before implementation. "Any interim approval by the FCC is shortsighted," stated NAB president Vincent T. Wasilewski.

**R-E**

# EAST COAST

ΩMEGA Sales Co.  
12 Meeting St.  
Cumberland, RI 02864  
1-401-722-1027

**1-800-556-7586**




# WEST COAST

ΩMEGA Sales Co.  
3533 Old Conejo Rd. #102  
Newbury Park, CA 91320  
1-805-499-3678  
CA. TOLL FREE 1-800-322-1873

**1-800-235-3581**

## SPECIAL OF THE MONTH




**COMPLETE SYSTEM**

**\$2841**

includes:  
**Commodore**  
4032 COMPUTER \$1061  
(8032 Add \$160)  
4040 DISK \$1061  
4022 PRINTER \$651  
CBM-IEEE \$33  
IEEE-IEEE \$41




**EPSON MX-80**  
**\$479**



**DIABLO 630**  
**\$2099**  
Tractor option  
**\$245**



**NEC 12" MONITOR**  
**\$229**



**OKIDATA MICROLINE-80**  
**\$399**

**ATARI 800 32K \$779**

- WE ACCEPT C.O.D.'S
- NO SURCHARGE FOR CREDIT CARD ORDERS
- ALL EQUIPMENT FACTORY FRESH W/MFT.WRNTY.
- STOCK SHIPMENTS SAME DAY OR NEXT

INTERTEC SUPERBRAIN 64K RAM	\$2799
QD SUPERBRAIN	\$3195
NEC 5510 SPINWRITER	\$2595
NEC 5530 SPINWRITER	\$2595
OKIDATA MICROLINE-80	\$ 399
OKIDATA MICROLINE-82	\$ 529
OKIDATA MICROLINE-83	\$ 799
APPLE II PLUS 48K	\$1189
APPLE DISK w/3.3 DOS Controller	\$ 545
APPLE DISK w/o Controller	\$ 435
BASE II PRINTER	\$ 599
HAZELTINE 1420	\$ 799
NORTHSTAR HORIZON II 32K QD	\$2975
ANADEX DP-9500	\$1295
TELEVIDEO 912C	\$ 669
TELEVIDEO 920C	\$ 729
TELEVIDEO 950	\$ 959
CBM 8032 COMPUTER	\$1225
CBM 8050 DISK DRIVE	\$1449
CBM 4032 COMPUTER	\$1090
CBM 4040 DISK DRIVE	\$1090
CBM 4022	\$ 679
CBM VIC-20	\$ 289
CBM C2N	\$ 85
RADIO SHACK II 64K	\$3245
RADIO SHACK III 16K	\$ 839
LEEDEX/AMDEK 100	\$ 139
LEEDEX/AMDEK 100G	\$ 169
LEEDEX/AMDEK COLOR-1 13" Color Monitor	\$ 349
MICROTEK 16K RAMBOARD for ATARI	\$ 99.95
MICROTEK 32K	\$ 165
ATARI 400 16K	\$ 349
ATARI 825 PRINTER	\$ 619
ATARI 850 INTERFACE	\$ 139
or both together	\$ 749
ATARI 810 DISK DRIVE	\$ 449
(Call for price list of ATARI software)	

PRICES ARE SUBJECT TO CHANGE WITHOUT NOTICE.

**ΩMEGA SALES COMPANY**

CIRCLE 40 ON FREE INFORMATION CARD

# TWELVE STRONG HEATH/ZENITH YOUR

## Pick a strong partner

A computer purchase is the beginning of a long term partnership between you and the people you buy from. Your ongoing need for software and accessories requires a partner who will stand by you with a growing line of products. And nowhere will you find a more complete line of hardware, software and accessories than at your Heathkit Electronic Center. Here are twelve strong reasons to make Heath/Zenith your partner.

### 1. The All-In-One Computer

The heart of the Heath/Zenith line is the stand-alone 89 Computer. It's a complete system with built-in 5¼-inch floppy disk drive, professional keyboard and keypad, smart video terminal, two Z80 microprocessors, and two RS-232C serial I/O ports. It comes with 16K RAM, expandable to 64K.

### 2. Peripherals

These include the popular *Heath/Zenith 19 Smart Video Terminal*, loaded with professional features. And the *14 Line Printer*, priced as low as \$495. Other printer brands are on display, including high-speed, typewriter-quality printers.



### 3. Software

*Word processing*, includes reliable, easy-to-use Zenith Electronic Typing and powerful, full-featured WORDSTAR.

*Small Business Programs*, feature General Ledger and Inventory Control.

*HUG, Heath Users' Group*, offers members a library of over 500 low-cost programs for home, work or play.

### 4. Programming Languages



For your own custom programs, Microsoft languages are available in BASIC (compiler and interpreter), FORTRAN and COBOL.

### 5. Operating Systems

Three versatile systems give you the capability to perform your specific tasks.

*CP/M by Digital Research* makes your system compatible with thousands of popular CP/M programs.

*UCSD P-System with Pascal* is a complete program development and execution environment.

*HDOS, Heath Disk Operating System* gives you a sophisticated, flexible environment for program construction, storage and editing.

### 6. Utility Software

Expand the performance range of your computer with a broad selection of utility tools, including the best of *Digital Research* and the complete line of innovative *Softstuff* products.

### 7. Disk Systems

The 8-inch Heath/Zenith 47 Dual Disk System adds over 2 megabytes of storage to your



89 Computer. Diskettes are standard IBM 3740 format, double-sided, double-density.

The 5¼-inch 87 Dual Disk System adds 200K bytes of storage to your 89. Both disk systems feature read/write protection and easy plug-in adaptability.




### 8. Self-Study Courses

Learn at your own pace with *Programming Courses* that teach you to write and run your own programs in Assembly, BASIC, Pascal or COBOL.

A course on *Computer Concepts for Small Business* gives you the understanding to evaluate the ways a computer can benefit your business.

*Personal Computing* is a complete introduction to the fundamentals for the novice. Every Heathkit/Zenith course is professionally designed for easy, step-by-step learning.



All Heath/Zenith Computer Products are available completely assembled and tested for commercial use. Or in easy-to-build, money-saving kits.

# REASONS TO MAKE COMPUTER PARTNER

## 9. Expansion Options

Communicate with the outside world through a *Three-port EIA RS-232C Serial Interface*.

Expand RAM to 64K with easy-to-install *expansion chips*.

## 10. Accessories



Your Heathkit Electronic Center has the latest in modems, black-and-white and color video monitors, computer furniture and a full line of supplies, accessories, books and parts.

## 11. Service

No one stands by you like Heath/Zenith. We help you get your system up and running smoothly. Service is available from trained technicians, over the phone or at one of 56 Heathkit Electronic Centers.



## 12. Value

Your money buys you more because Heath/Zenith prices are among the industry's most competitive. Make your own comparison and find out how much you can save.

Complete, integrated computer hardware and software, designed to serve you and to grow with you – that's what to look for in a strong partner. And with Heath/Zenith you get it all under one roof.

## All at your Heathkit Electronic Center

Pick the store nearest you from the list at right. And stop in today for a demonstration of the Heath/Zenith 89 Computer System. If you can't get to a store, send \$1.00 for the latest Heathkit® Catalog and the new Zenith Data Systems Catalog of assembled commercial computers. Write to Heath Co., Dept. 020-804, Benton Harbor, MI 49022.

## Visit Your Heathkit Electronic Center\*

where Heath/Zenith Products are displayed, sold and serviced.

<b>PHOENIX, AZ</b> 2727 W. Indian School Rd. 602-279-6247	<b>MISSION, KS</b> 5960 Lamar Ave. 913-362-4486	<b>CLEVELAND, OH</b> 28100 Chagrin Blvd. 216-292-7553
<b>ANAHEIM, CA</b> 330 E. Ball Rd. 714-776-9420	<b>LOUISVILLE, KY</b> 12401 Shelbyville Rd. 502-245-7811	<b>COLUMBUS, OH</b> 2500 Morse Rd. 614-475-7200
<b>CAMPBELL, CA</b> 2350 S. Bascom Ave. 408-377-8920	<b>KENNER, LA</b> 1900 Veterans Memorial Hwy. 504-467-6321	<b>TOLEDO, OH</b> 48 S. Byrnes Rd. 419-537-1887
<b>EL CERRITO, CA</b> 6000 Potrero Ave. 415-236-8870	<b>BALTIMORE, MD</b> 1713 E. Joppa Rd. 301-661-4446	<b>WOODLAWN, OH</b> 10133 Springfield Pike 513-771-8850
<b>LA MESA, CA</b> 8363 Center Dr. 714-461-0110	<b>ROCKVILLE, MD</b> 5542 Nicholson Lane 301-881-5420	<b>OKLAHOMA CITY, OK</b> 2727 Northwest Expressway 405-848-7593
<b>LOS ANGELES, CA</b> 2309 S. Flower St. 213-749-0261	<b>PEABODY, MA</b> 242 Andover St. 617-531-9330	<b>FRAZER, PA</b> 630 Lancaster Pike (Rt. 30) 215-647-5555
<b>POMONA, CA</b> 1555 N. Orange Grove Ave. 714-623-3543	<b>WELLESLEY, MA</b> 165 Worcester Ave. 617-237-1510	<b>PHILADELPHIA, PA</b> 6318 Roosevelt Blvd. 215-288-0180
<b>REDWOOD CITY, CA</b> 2001 Middlefield Rd. 415-365-8155	<b>DETROIT, MI</b> 18645 W. Eight Mile Rd. 313-535-6480	<b>PITTSBURGH, PA</b> 3482 Wm. Penn Hwy. 412-824-3564
<b>SACRAMENTO, CA</b> 1860 Fulton Ave. 916-486-1575	<b>E. DETROIT, MI</b> 18149 E. Eight Mile Rd. 313-772-0416	<b>WARWICK, RI</b> 558 Greenwich Ave. 401-738-5150
<b>WOODLAND HILLS, CA</b> 22504 Ventura Blvd. 613-883-0531	<b>HOPKINS, MN</b> 101 Shady Oak Rd. 612-938-6371	<b>DALLAS, TX</b> 2715 Ross Ave. 214-826-4053
<b>DENVER, CO</b> 5940 W. 38th Ave. 303-422-3408	<b>ST. PAUL, MN</b> 1645 White Bear Ave. 612-778-1211	<b>HOUSTON, TX</b> 1704 W. Loop N. 713-869-5263
<b>AVON, CT</b> 395 W. Main St. (Rt. 44) 203-678-0323	<b>BRIDGETON, MD</b> 3794 McKelvey Rd. 314-291-1850	<b>SAN ANTONIO, TX</b> 7111 Blanco Road 512-341-8876
<b>HIALEAH, FL</b> 4705 W. 16th Ave. 305-823-2280	<b>OMAHA, NE</b> 9207 Maple St. 402-391-2071	<b>MIDVALE, UT</b> 58 East 7200 South 801-566-4626
<b>PLANTATION, FL</b> 7173 W. Broward Blvd. 305-791-7300	<b>ASBURY PARK, NJ</b> 1013 State Hwy. 35 201-775-1231	<b>ALEXANDRIA, VA</b> 6201 Richmond Hwy. 703-765-5515
<b>TAMPA, FL</b> 4019 W. Hillsborough Ave. 813-886-2541	<b>FAIR LAWN, NJ</b> 35-07 Broadway (Rt. 4) 201-791-6935	<b>VIRGINIA BEACH, VA</b> 1055 Independence Blvd. 804-460-0997
<b>ATLANTA, GA</b> 5285 Roswell Rd. 404-252-4341	<b>AMHERST, NY</b> 3476 Sheridan Dr. 716-835-3090	<b>SEATTLE, WA</b> 505 8th Ave. N. 206-682-2172
<b>CHICAGO, IL</b> 3462-66 W. Devon Ave. 312-583-3920	<b>JERICHO, L.I. NY</b> 15 Jericho Turnpike 516-334-8181	<b>TUKWILA, WA</b> 15439 53rd Ave. S. 206-246-5358
<b>DOWNERS GROVE, IL</b> 224 Ogden Ave. 312-852-1304	<b>ROCHESTER, NY</b> 937 Jefferson Rd. 716-424-2560	<b>MILWAUKEE, WI</b> 5215 W. Fond du Lac 414-873-8250
<b>INDIANAPOLIS, IN</b> 2112 E. 62nd St. 317-257-4321	<b>N. WHITE PLAINS, NY</b> 7 Reservoir Rd. 914-761-7690	<small>*Units of Veritechnology Electronics Corporation in the U.S.</small>

Prices and specifications subject to change without notice.

## HEATH/ZENITH

### Your strong partner

## Becoming An Author

Wherever I go, the most often asked question is: "How do I go about writing an article for **Radio-Electronics**?" I do not dismiss that question lightly. Our readers represent a vast untapped reservoir of knowledge. Each and every one of you has developed a special expertise in at least one particular area. Many of you have unique ideas and knowledge that is not widely known. The drive to acquire knowledge and share knowledge and ideas with others is immense. In fact, that is the main function of **Radio-Electronics**. It is a vehicle for the exchange of knowledge and ideas. For those reasons we encourage our readers to write articles.

What do you get out of writing an article? Aside from the extra income and recognition of having your name in print, there's the satisfaction of sharing your knowledge with others. In effect, you have advanced the knowledge of the members of this industry and have helped people just like yourself. Indeed, it is a rewarding and satisfying achievement.

Submitting an article is not difficult. It is simply a matter of sending it to my attention. The best first step, however, is to send me an outline of the article to see if we're interested in the subject. If we are, we'll tell you to go ahead and perhaps even make a few suggestions regarding your outline.

There are far too many steps involved in writing an article for us to cover here. However, we do have an Author's Guide that will answer many of your questions. If we've managed to stir your curiosity, then send a self-addressed stamped envelope to Author's Guide, **Radio-Electronics**, 200 Park Avenue South, New York, NY 10003, and we'll send you one.

Now what's your excuse for not writing an article?



**ART KLEIMAN**  
Managing Editor

**Hugo Gernsback** (1884-1967) founder  
**M. Harvey Gernsback**, editor-in-chief  
**Larry Steckler**, CET, publisher  
**Arthur Kleiman**, managing editor  
**Josef Bernard**, K2HUF, technical editor  
**Carl Laron**, WB2SLR, assistant editor  
**Jack Darr**, CET, service editor  
**Leonard Feldman**  
contributing high-fidelity editor  
**Karl Savon**, semiconductor editor  
**Herb Friedman**, communications editor  
**Gary H. Arlen**, contributing editor  
**David Lachenbruch**, contributing editor  
**Earl "Doc" Savage**, K4SDS, hobby editor  
**Ruby Yee**, production manager  
**Robert A. W. Lowndes**, production  
associate  
**Joan Burwick**, production assistant  
**Gabriele Margules**, circulation director  
**Arline R. Fishman**,  
advertising coordinator

Cover photo by Robert Lewis

**Radio-Electronics** is indexed in *Applied Science & Technology Index* and *Readers Guide to Periodical Literature*.

Gernsback Publications, Inc.  
200 Park Ave. S., New York, NY 10003  
President: M. Harvey Gernsback  
Vice President: Larry Steckler  
Secretary/Treasurer: Carol A. Gernsback

### ADVERTISING SALES 212-777-6400

Larry Steckler  
Publisher

### EAST

Stanley Levitan  
Radio-Electronics  
200 Park Ave. South  
New York, NY 10003  
212-777-6400

### MIDWEST/Texas/Arkansas/Okla.

Ralph Bergen  
The Ralph Bergen Co.  
540 Frontage Road—Suite 361-A  
Northfield, Illinois 60093  
312-446-1444

### PACIFIC COAST Mountain States

Marvin Green  
Radio-Electronics  
413 So. La Brea Ave.  
Los Angeles, Ca 90036  
213-938-0166-7

### SOUTHEAST

Paul McGinnis  
Paul McGinnis Company  
60 East 42nd Street  
New York, N.Y. 10017  
212-490-1021





# NOW SONY TEACHES YOU THE THEORY BEHIND VIDEO COLOR SYSTEMS AT THE TOUCH OF A BUTTON.

It's a whole new way of getting an education in color video technology—Sony-style. The classroom is home or shop. The seat—your most comfortable. The hours—your own. The method—five videocassettes and five accompanying booklets that make up a complete, self-paced learning program. With Sony teaching.

Called "Color Systems," this second course in Sony's Video Fundamental Series is designed for those who require a thorough background in all aspects of color theory as it applies to the video industry today.

You'll see clear demonstrations that unravel the mysteries of color circuitry—from cameras to CRT's. You will learn about the equipment and signals used for testing, plus useful techniques for troubleshooting color video systems. Each cassette comes with its own study booklet, whose self-review questions show you when you're on top of the material and ready to move on.

You can order a preview tape, individual tapes on a specific subject or the entire Color Systems course in Betamax or U-matic format.

Course Contents: 1. Properties of Color. 2. Color Camera Systems. 3. Video Display Systems. 4. Encoding NTSC Color. 5. Decoding NTSC Color.

Whether you own, sell or service video equipment, or have an overall electronics background, "Color Systems" will make you thoroughly at home in the world of color video technology.



## SONY COLOR SYSTEMS COURSE



I'm interested in learning color video technology. Please send me:

### COLOR SYSTEMS SERIES—COMPLETE

(5 cassettes/booklets, customized album and binder supplied)

Betamax  1 hr.  2 hr. .... \$295.00  
*Regular Price \$330.00*  
 3/4" U-matic  ..... \$355.00  
*Regular Price \$405.00*

### INDIVIDUAL LESSONS

(Price per cassette/booklet)

Betamax  1 hr.  2 hr. .... \$66.00  
 3/4" U-matic  ..... \$81.00

Circle lesson # and indicate quantity desired in space provided.

1. \_\_\_\_ 2. \_\_\_\_ 3. \_\_\_\_ 4. \_\_\_\_ 5. \_\_\_\_

### PREVIEW TAPE

Betamax  1 hr.  2 hr. .... \$12.50  
 U-matic  ..... \$28.00

Add appropriate sales tax and \$1.75 per cassette (\$8.75 for complete course) for handling and shipping. (UPS in continental U.S. If outside, add \$30.00 for Export Charges, plus Collect Freight Charges; special handling is extra.) For phone orders, call (213) 537-4300, x331, or visit your local SONY Video Products Dealer.

We honor VISA and MasterCard via phone or mail.

Name \_\_\_\_\_

Address \_\_\_\_\_

City \_\_\_\_\_ State \_\_\_\_\_

Zip Code \_\_\_\_\_ Phone # \_\_\_\_\_

VISA/MasterCard Number \_\_\_\_\_ Exp. Date \_\_\_\_\_

Signature \_\_\_\_\_

Mail to: Sony Video Products Company, Tape Production Services, 700 W. Artesia Blvd., Compton, California 90220.

Please send additional information.


NOTE: Tapes returnable if defective when received. Please allow two weeks for delivery.

**SONY**  
Video Communications

Sony, Betamax and U-matic are registered trademarks of the Sony Corp.

CIRCLE 25 ON FREE INFORMATION CARD

“If you’re going to learn electronics, you might as well learn it right!”



*“Don’t settle for less. Especially when it comes to career training...because everything else in your life may depend on it. That’s why you ought to pick CIE!”*

**You've probably seen advertisements from other electronics schools. Maybe you think they're all the same. They're not!**

**CIE is the largest independent home study school in the world that specializes exclusively in electronics.**

...

### **Meet the Electronics Specialists.**

When you pick an electronics school, you're getting ready to invest some time and money. And your whole future depends on the education you get in return.

That's why it makes so much sense to go with number one... with the specialists... with CIE!

### **There's no such thing as bargain education.**

If you talked with some of our graduates, chances are you'd find a lot of them shopped around for their training. Not for the lowest priced but for the best. They pretty much knew what was available when they picked CIE as number one.

We don't promise you the moon. We do promise you a proven way to build valuable career skills. The CIE faculty and staff are dedicated to that. When you graduate, your diploma shows employers you know what you're about. Today, it's pretty hard to put a price on that.

### **Because we're specialists, we have to stay ahead.**

At CIE, we've got a position of leadership to maintain. Here are some of the ways we hang onto it...

### **Our step-by-step learning includes "hands-on" training.**

At CIE, we believe theory is important. And our famous Auto-Programmed® Lessons teach you the principles in logical steps.

But professionals need more than theory. That's why some of our courses train you to use tools of the trade like a 5 MHz triggered-sweep, solid-state oscilloscope you build yourself—and use to practice troubleshooting. Or a Digital Learning Laboratory to apply the digital theory essential to keep pace with electronics in the eighties.

### **Our specialists offer you personal attention.**

Sometimes, you may even have a question about a specific lesson. Fine. Write it down and mail it in. Our experts will answer you promptly in writing. You may even get the specialized knowledge of all the CIE specialists. And the answer you get becomes a part of your permanent reference file. You may find this even better than having a classroom teacher.

### **Pick the pace that's right for you.**

CIE understands people need to learn at their own pace. There's no pressure to keep up... no slow learners hold you back. If you're a beginner, you start with the basics. If you already know some electronics, you move ahead to your own level.

### **Enjoy the promptness of CIE's "same day" grading cycle.**

When we receive your lesson before noon Monday through Saturday, we grade it and mail it back—the same day. You find out quickly how well you're doing!

### **CIE can prepare you for your FCC License.**

For some electronics jobs, you must have your FCC License. For others, employers often consider it a mark in your favor. Either way, it's government-certified proof of your specific knowledge and skills!

More than half of CIE's courses prepare you to pass the government-administered exam. In continuing surveys, nearly 4 out of 5 CIE graduates who take the exam get their Licenses!


### **Associate Degree**

Now, CIE offers an Associate in Applied Science Degree in Electronics Engineering Technology. In fact, all or most of every CIE Career Course is directly creditable towards the Associate Degree.

### **Send for more details and a FREE school catalog.**

Mail the card today. If it's gone, cut out and mail the coupon. You'll get a FREE school catalog plus complete information on independent home study. For your convenience, we'll try to have a CIE representative contact you to answer any questions you may have.

Mail the card or the coupon or write CIE (mentioning name and date of this magazine) at: 1776 East 17th Street, Cleveland, Ohio 44114.



## **CIE** Cleveland Institute of Electronics, Inc.

1776 East 17th Street, Cleveland, Ohio 44114

Accredited Member National Home Study Council

**YES...** I want the best of everything! Send me my FREE CIE school catalog — including details about the Associate Degree program — plus my FREE package of home study information.

RE-18

Print Name \_\_\_\_\_

Address \_\_\_\_\_ Apt. \_\_\_\_\_

City \_\_\_\_\_

State \_\_\_\_\_ Zip \_\_\_\_\_

Age \_\_\_\_\_ Phone (area code) \_\_\_\_\_

Check box for G.I. Bill information:  Veteran  Active Duty

**MAIL TODAY!**

## PRIVATE TERMINAL EQUIPMENT DROPS INTO \$1,800 RANGE



At the latest gathering of the Satellite Private Terminal Seminar in Washington in early spring, the cost of home satellite receivers dropped to an all-time low. Complete packages of equipment were available for as little as \$1,800. In truth, a realistic package of antenna, tuner, LNA, and associated hardware still costs around \$3,000 for a parabolic dish; and that means a retail price of up to \$6,500 for the same equipment. But if you'll be satisfied with a spherical antenna and lesser quality hardware, you can get into satellite TV for under \$2,000.

Close to 2000 people showed up for the SPTS conference and there were more than 50 exhibits. Even Ralph Nader stopped by to offer a word of encouragement. A number of new vendors showed up with equipment, such as SatFinder Systems, which unveiled several equipment packages. Its SS-1 deluxe rotatable antenna setup includes a 10-foot fiberglass dish, a polar mount, LNA and polarity motor, additional equipment, and directions on how to install a foundation, forms, and assembly. For \$1700 less, the company offers a hand-rotatable unit with a scaled down equipment package.

National Microtech came with a glossy package of literature and a full-line of equipment, starting with its Apollo XK package for \$3,980 (including 120° LNA, 10-foot dish and KLM receiver). Remote tunable receivers were available from many new suppliers.

The success of the conference bodes well for the next SPTS conference slated for August 14-16 in Omaha. Details are available from Satellite TV Technology Inc., PO Box G, Arcadia, OK 73007.

Among the fascinating visual glimpses during the conference were the array of dishes spread out all around the grounds and parking lots of the hotel where the meeting was held. The exhibits even lapped over to nearby streets, where one vendor parked his car, with a trailer and small-dish antenna in tow.

## DISHES AT BROADCASTERS CONVENTION



The increasing interest in satellite communications by major TV broadcasters was evident at the National Association of Broadcasters convention. In much the same way that the cable TV industry plowed into satellite usage five years ago, broadcast operators now seem ready to get into the act effectively. AT&T, which now carries much of the network TV broadcasting via microwave circuits nationwide, was on hand to show off several of its new services for satellite transmission—including an impressive all-digital process that it can now use for FM radio satellite transmission.

As at other conferences, the parking lot was packed with dishes, including a novel "SimulSat" dish that was unveiled by Satellite Communications Network, a small New Jersey firm. The antenna, which looks like a cut-off version of a 10-meter dish, can pick up signals simultaneously from as many as four different satellites.

## NETWORKS GOING ALOFT

The ABC, CBS, and NBC TV networks are going to test the idea of sending all of their programming via satellite. The test, due to begin in October, will last about three years and probably use the latest AT&T Comstar satellite (87° west longitude). One network official said the networks expect to know within a year if the satellite feed is preferable to the expensive and extensive set-up of terrestrial microwave facilities that the networks now use.

AT&T may have another interesting new customer—the world's largest printer, R. R. Donnelley and Sons. The company wants to transmit high-speed data—1.5 million bits per second—to its regional printing plants. It would be the first commercial use of AT&T's satellites for such massive data transmission.


## AROUND THE SATELLITE CIRCUIT

RCA Americom has developed a new satellite TV distribution technique that makes it possible to put earth stations in areas subject to terrestrial microwave interference. Optimized Video Transmission (OVT) is a method that makes it possible for a TVRO to be co-located with TV studios in electronically congested downtown areas. The new technology can produce a substantial improvement in the picture by eliminating the low-level impulse noise that is often prevalent in small earth stations; in essence, the system shaves off part of the bandwidth to eliminate interference from other RF transmissions.

Wold Communications, which is offering expanded video programming for broadcast and private TV networks, will begin using two transponders on the new AT&T satellite, probably beginning around next March 1.

Satellite Music Network is now beaming two audio channels—Modern Country music and Pop Adult music—via Westar to radio stations around the country.

**GARY ARLEN**  
CONTRIBUTING EDITOR



# Introducing the TECH™ 360 DMM. Never has it been so easy to do so much for so little.

Beckman's TECH 360 bench/portable DMM puts unmatched capability and convenience at your fingertips.

You can select from 8 functions and 31 ranges with one turn of the single selector switch.

On or off the bench, you can accurately measure all complex waveforms with True RMS AC functions. Extend resistance measurement to 1/100 ohm resolution. Read temperatures from  $-20^{\circ}\text{C}$  to  $1265^{\circ}\text{C}$ . Perform continuity checks

quickly, with audible and visible indications. Measure up to 10 amps without adding special adaptors. All with 0.1% basic Vdc accuracy.

## 12,000 hour battery life

Designed for ultimate ease of operation, the TECH 360 delivers 12,000 hours continuous service (up to 4 years of normal use) from standard heavy-duty batteries. You'll never have to search for power outlets or contend with ground loop errors. The expense of rechargeable battery packs is eliminated.

The TECH 360 is available for just \$289 (U.S. only), including batteries. The companion TECH 350 (without RMS and temperature measuring capability) is priced at \$229.

For information on the complete line of Beckman DMMs and accessories, call your local distributor today. For the one nearest you call: (714) 993-8803 or write Beckman Instruments, Inc., Electro-Products Group, 210 South Ranger Street, Brea, California 92621.



Convenient storage and multiple viewing angles are featured in the new line of Beckman bench/portable DMMs.

CIRCLE 12 ON FREE INFORMATION CARD  
[www.americanradiohistory.com](http://www.americanradiohistory.com)

# BECKMAN

# letters

## NATIONAL IC's

I have good news for readers who have had trouble locating the National IC's used in my recent projects. The National MM 5369EST/N is available for \$2.85 postpaid, and the 74C90N is available for \$1.82 postpaid. Both IC's may be ordered from Circuit Specialists Co., PO Box 3047, Scottsdale, AZ 85257—and for these parts only there is no minimum order.

They also have other hard-to-find parts.  
GARY McCLELLAN

## LED VU METER

We noticed Brad Albing's article, "Led VU Meter for Your Hi-Fi," in the May **Radio-Electronics**. It was good, but he is quite out of date in saying that "at the present time, only Exar is manufacturing an IC suitable for use in a VU meter." National Semiconductor has been making the LM3916 for over a year now, and it covers the VU range from +3VU to -20VU. This IC includes complete output-current drivers for LED's so that no external transistors or current-limiting re-

sistors are needed. Also, when used in conjunction with an LM3915, it can cover a wider range to -40VU per the application notes in the LM3916 data sheet.

ROBERT A. PEASE,  
Staff Scientist,  
National Semiconductor Corporation  
Santa Clara, CA

*You're absolutely correct. However, Mr. Albing is not at fault. When he wrote the article, well over a year ago, the statement was correct. Our editorial staff must accept the responsibility for not catching this when we published the article.—Editor*

## BALLY ARCADE INFORMATION

I noticed Mr. Cornett's letter on page 23 of the May issue of **Radio-Electronics**. One would infer from it that there was no other Bally-oriented information source available. In actuality, I have been publishing the *Arcadian* Newsletter since November, 1978.

I realize that this is a pure oversight on Mr. Cornett's part, since he has been a

subscriber for quite a while, and it was his advertisement in issue number 11 that started his current operation.

I would appreciate a mention of the *Arcadian* in the next available issue of **Radio-Electronics**, to inform your readers of an alternative or concurrent information/software/hardware source. Our subscription rate is \$12.50 per year.

ROBERT FABRIS,  
*Arcadian*, 3626 Morrie Drive,  
San Jose, CA 95127

## PIRATE BROADCAST STATIONS

I am shocked and disgusted with the article, "Pirate Broadcast Stations" (**Radio-Electronics**, May 1981), wherein the author, Robert Grove, not only reports their existence but makes the article a plug for them. As I see it, a reputable magazine is now advocating breaking the law.

The article clearly shows the current leftist rhetoric against the "establishment," "thumbing their noses at the FCC," etc. I do not go along with the



## ROBOTS

### The New Industrial Revolution

Intelligent machines are rapidly appearing in factories, offices, homes, and automobiles. The face of the industrialized world is changing. Vast opportunities exist for those with a knowledge of this explosive field. **Robotics Age** will bring you the latest developments in all aspects of Robotics and Machine Intelligence. From introductory and non-technical survey articles to the latest state-of-the-art in hardware and software design. You will find articles on sensors and perception, computer reasoning and robot control, industrial robot applications and amateur robotics—as well as related new products, book reviews and technical abstracts.

YES! I want to stay up-to-date on this fascinating new technology!

Name \_\_\_\_\_ Title \_\_\_\_\_

Company \_\_\_\_\_ Address \_\_\_\_\_

City \_\_\_\_\_ State/Province/Country \_\_\_\_\_ Postal Code \_\_\_\_\_

	United States	Canada Mexico*	Foreign Rates*
<input type="checkbox"/> 1 year (6 issues)	\$15	\$17	\$19
<input type="checkbox"/> 2 years (12 issues)	\$28	\$32	\$36
<input type="checkbox"/> 3 years (18 issues)	\$39	\$45	\$51

\*US Funds on US Bank  
 Bill VISA  MasterCard  Bill me (N America only)

Card Number \_\_\_\_\_ Expires \_\_\_\_\_

Signature \_\_\_\_\_

Send to: **ROBOTICS AGE**, PO Box 372, Tujunga, California 91042

## INTERNATIONAL FM-2400CH FREQUENCY METER FOR TESTING MOBILE TRANSMITTERS AND RECEIVERS

Portable • Solid State • Rechargeable Batteries

The **FM-2400CH** provides an accurate frequency standard for testing and adjustment of mobile transmitters and receivers at predetermined frequencies.

The **FM-2400CH** with its extended range covers 25 to 1000 MHz.

The frequencies can be those of the radio frequency channels of operation and/or the intermediate frequen-

cies of the receiver between 5 MHz and 40 MHz.

Frequency stability:  $\pm .0005\%$  from  $+50^\circ$  to  $+104^\circ\text{F}$ .

Frequency stability with built-in thermometer and temperature corrected charts:  $\pm .00025\%$  from  $+25^\circ$  to  $+125^\circ$  (.000125% special 450 MHz crystals available).

- Tests Predetermined Frequencies 25 to 1000 MHz
- Extended Range Covers 950 MHz Band
- Pin Diode Attenuator for Full Range Coverage as Signal Generator
- Measures FM Deviation.

**FM-2400CH** (meter only) ..... \$690.49

**RF crystals** (with temperature correction) ..... \$28.89 ea.

**RF crystals** (less temperature correction) ..... \$21.92 ea.

**IF crystals** ..... catalog price

Write for catalog



INTERNATIONAL CRYSTAL MFG. CO., INC.  
10 North Lee Oklahoma City, Okla. 73102

# ALBIA Electronics

# ALL NEW!

## DM-10 LOW OHM METER MODULE

Measures resistance from 10 milliOhms to 20 Ohms. Now you can measure resistance down to 10 milliOhms with this low cost, easy to use DVM module. Check coil resistance, transformers, relays, chokes, printed circuit board copper paths and ground cables. Special zero balance control nulls out input cable resistance to insure accurate readings. Your DVM has to be set to 2V range during operation.

- Resistance range 10 milliOhms to 20 Ohms
- Zero Calibration control
- Battery powered (push to read battery saver circuit). Requires 1 3/4 Volt Battery (not included).
- Size 6.25" x 3.75" x 2" (Input cables not included or available)

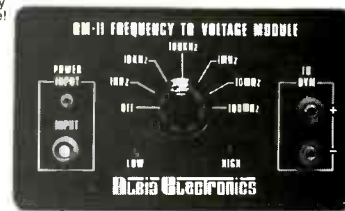


## FREQUENCY METER MODULE LOW COST DM-11, "5Hz to 100MHz"

Measure frequencies from 5Hz to 100MHz with your digital voltmeter with a resolution of 3 1/2 digits — easy to use — perfect for field service — lab testing — home hobbyist! Connect the DM-11 to your DVM, set the DVM to the 2VDC range, connect a signal to the DM-11 via a BNC cable (not included) and measure the frequency of any source. Hi Lo Range LED's insure fast accurate readings.

- Input Sensitivity: < 100Hz < 80mV
- 100Hz — 60MHz < 30mV
- > 60MHz < 70mV
- Size 6.25" x 3.75" x 2"
- External 9V DC power supply included. (Model MMAC-2)
- BNC Input Cable Accessory (Model PSA-2 add \$14.95)

Completely assembled and tested! Ready to use!



YOUR CHOICE

Any 2 For \$124.99

**\$69<sup>95</sup>** EACH



All 4 For \$239.99

Completely assembled and tested! Ready to use!

## 8 CHANNEL SCOPE MULTIPLEXER, DM-12

Convert your single channel scope into a 4 or 8 channel instrument; just connect the DM-12, 8 channel scope multiplexer to your scope, clip the 8 input probes to the signals you want to view. Simple, easy, fast — can handle logic level TTL signals from DC to 3MHz. Features separate spacing and trace amplitude controls and selectable sampling rate — all to insure easy clear scope display.

- 8 TTL compatible input channels (1 TTL load per channel) can drive 50 Ohm scope cable.
- Maximum full screen amplitude 1.6 Volts adjustable.
- Trace amplitude and spacing controls.
- 4 or 8 channel selector switch.
- 8 color coded input cable, 24" long with insulated alligator clips.
- External 9 VDC power supply included (Model MMAC-2).
- Size 6.25" x 3.75" x 2"
- BNC Output Cable Accessory (Model PSA-2 add \$14.95)



Completely assembled and tested! Ready to use!

## LOW COST DM-8 CAPACITANCE METER MODULE

Connect this high quality low cost Capacitance Meter Module, DM-8 to your digital Volt Meter and turn it into a Digital Capacitance Meter — the Low Cost Way!

- Push to read range (button) from 1pF to 20,000pF
- Zero calibration control
- In one easy to use, self-contained package.
- Battery powered, with "push to read" battery saver circuit (9V batteries not included).
- Size 6.25" x 3.75" x 2"

Completely assembled and tested! Ready to use! **INSTANT ORDER INFORMATION BELOW!**



## LOW COST HIGH FREQUENCY COUNTER — NOW IN STOCK!!



The Albia Model DM-7, 8 Digit High Frequency Counter is easy to use, switch selectable time base input by a single BNC, nothing to build — nothing more to buy!

- 5 Hz to 550 MHz
- 8 big easy-to-read, .43" high intensity LED display
- Crystal (±3 ppm @ 25 C) controlled 0.1 or 1.0 sec. gate times
- Convenient benchtop size (7" x 10" x 3") durable attractive case

NEVER BEFORE AT THIS LOW PRICE .....

**\$149<sup>95</sup>** Includes Warranty

COMPLETELY ASSEMBLED • PRE-CALIBRATED • PRE-TESTED

## REGULATED TRIPLE POWER SUPPLY BARGAIN PRICED ALBIA MODEL DM-6


A fully assembled and tested power supply that provides a solid, fully wired triple power supply including fixed 5V @ 1 Amp, 5V to 15V @ 0.5 Amp, and -5V to -15V @ 0.5 Amp — all supplies regulated, short proof. Each supply has short indicator LED. Complete and ready for use in a durable (8"x6"x3 1/2") metal case.

**\$99<sup>95</sup>** Includes Warranty



**FREE!!**  
NEW 1981  
SPRING/  
SUMMER  
CATALOG

Exciting new products! Send today!!



**ALBIA SATISFACTION WARRANTY:**

if for any reason, whatsoever, you are not completely satisfied with your purchase, return it within 30 days of purchase date for a full refund — it's as simple as that!

**FOR FAST AND DEPENDABLE DELIVERY SERVICE**

**CALL TOLL FREE: 1-800-243-6953** 9 A.M. to 5 P.M. EST

WE ACCEPT MASTER CHARGE, VISA AND AMEX CREDIT CARDS

Connecticut Residents add 7 1/2% Sales Tax • Prices shown in U.S. currency only. Foreign orders add 15%.

**ALBIA ELECTRONICS INC**

24 Albia St. • New Haven, CT 06512

POSTAGE & HANDLING	
ORDERS	ADD
UP TO \$10.00	\$1.95
\$10.01 - \$25.00	3.75
\$25.01 - \$50.00	4.65
\$50.01 - \$100.00	6.45
ORDERS OVER \$100.00 WITHIN UNITED STATES	7.55



**FREE ALBIA "TEMPLATE" WITH EVERY ORDER RECEIVED** by September 15, 1981



CIRCLE 32 ON FREE INFORMATION CARD

# LEARN PROGRAMMING FROM A TO Z-80

These two Sams books stress experimentation as the key to learning about your Zilog Model Z-80. The Z-80 is a rather sophisticated microprocessor and is becoming increasingly popular to many computer users.

Book 1 of Z-80 MICROPROCESSOR PROGRAMMING AND INTERFACING explores Z-80 software as well as the topic of machine language programming. Book 2 focuses on interfacing digital circuits with the Z-80 CPU, PIO and CTC chips.

If you're a Z-80 operator, you'll enjoy this Sams approach to learning about the computer's capabilities. Order today and start learning about your Z-80 from A to Z.



Mail to: Howard W. Sams & Co., Inc., 4300 West 62nd St. P.O. Box 7092, Indianapolis, IN 46206. Quantity \_\_\_\_\_

Z-80 Microprocessor Programming & Interfacing, Book 1	No. 21609	\$11.95	_____
Z-80 Microprocessor Programming & Interfacing, Book 2	No. 21610	\$14.95	_____
Two Volume Set	No. 21611	\$24.95	_____
	Amount of order	\$	_____
	Deduct 10% if order is \$20 or more	\$	_____
	Add local sales tax where applicable	\$	_____
	Shipping & handling costs	\$ 2.00	_____
	Total amount of order	\$	_____

Payment Enclosed    Check    Money Order  
 VISA    MasterCard Interbank No. \_\_\_\_\_  
 Account No. \_\_\_\_\_ Expiration Date \_\_\_\_\_  
 Name (print) \_\_\_\_\_  
 Signature \_\_\_\_\_  
 Address \_\_\_\_\_  
 City \_\_\_\_\_ State \_\_\_\_\_ Zip \_\_\_\_\_  
 Call toll-free 1-800-428-3696 for the name of your local Sams Book outlet or to order by phone. Offer good in U.S.A. only. Offer expires 12/31/81. AD108

Visit Sams at Wescon. Booth Nos. 1516 & 1518.

proposition that the establishment is totally wrong in all that it does; that the FCC is guilty of "censorship," or that the outlaws provide "a breath of air" in a sea of drivel.

The next time you are over the ocean in a jet, let us hope that this "drivel" (your pilot calling traffic control, for example) is not drowned out by some illegal nitwit who is selfishly using something that is not his to use.

Let us give credit where credit is due. I have been in radio communications for nearly half a century; I have always found the FCC to be honest, fair, and conscientious. I have worked in practically all types of radio, and I have always felt that 99% of my fellow workers in the industry have bent over backward to obey the rules; that without such voluntary cooperation, of course, the FCC would be powerless, and the airwaves would be a nightmarish mess. (Take a look at the citizens-band mess.) I also feel that the legal amateurs have earned their right to a portion of the spectrum, and resent being crowded out by the outlaws.

Finally, radio is international. Granted, the agreements are not perfect; but they are a reminder that the nations can and do get together in some things of mutual benefit (such as the postal service, World Health Organization, etc.). How an American magazine could run an article that condones these frequency thieves is beyond my comprehension.

BEN LANE.  
Tolovana Park, OR

## AUDIO POWER METER

In reference to the article, "Audio Power Meter" in the February 1980 *Radio-Electronics*: there's an error on page 46 in the component-placement guide: D7 (diode D7) is placed backwards. The schematic on pages 44/45 is correct.

After many frustrating hours, where my right channel wasn't operating, while the left channel worked perfectly, I found that the above was the solution. Other than that, I'm very happy with the meter.  
DAVE KRABBENHOTT

## CABLE TV

Recently, I read your editorial, "Cable Television—The Cloud Behind the Silver Lining" (*Radio-Electronics*, February 1981), and I am very disturbed by what I have been reading in your magazine, and elsewhere, with respect to the future of broadcast television and cablevision.

I, for one, do not wish to see cable compete with the networks or local stations if commercials are going to dominate the cable-TV networks the way they have on broadcast television.

I do not mind paying for cable-TV if I can watch a program without the loud and annoying commercials, watch programs that are slanted towards the consumer (auto repair, food-purchasing, etc.), watch recent *quality* movies (regardless of movie ratings), and enjoy a multitude of cable's exclusive services, such as the interactive systems. In the near future, those interactive systems will allow a home to be wired via the cable company for intrusion alarms, allow the elderly to call for emergency aid, and provide other services requiring two-way communications.

The interactive systems might be expanded to allow for a variety of discussion shows presenting information and answering questions via cable, or a toll-free telephone number, on a number of subjects such as satellite TV, amateur radio, minor television repairs, bicycle repairs, automobile maintenance and repair, cooking, cabinet-making—the list could go on and on.

There are just too many "time-fillers" on broadcast television, and not enough quality programming like *Perry Mason* or *Bonanza*, where the family can learn tidbits about law or obtain new viewpoints on the fair way to treat people. "How to" programs could help the consumer—even the most inept homeowner—to fight back at inflation. This, then, is the big challenge I see for cable-TV: to put "learning" back into television and take out the wasteful time-fillers. To add more commercials, or more shows like *Dukes of Hazzard*, is not a "service" to the public but a disservice. To pay for that kind of nonsense is just like rubbing salt into an open wound, and is an injustice to us all.

In summary, I don't mind paying for a service (something that offers potential benefit to us all), but I do mind, and object to, *paying* for more commercials and lower-grade programming that only allows us to waste away in our easy chairs in front of the idiot box.

KENNETH PROCTOR, E.E.,  
Bricktown, NJ

## Bearcat® 210XL Super Scanner

Look what you get with the Bearcat 210XL. Exciting, new space-age styling. No-crystal, pushbutton tuning. New, 18 channel, 6-band coverage of over 6000 frequencies. And features like 2 scan speeds. Automatic Squelch, Search, and Lockout. Direct Channel Access. Selective Scan Delay. And much more. There's never been a Scanner like the Bearcat 210XL.



"TAKE IT FROM A SMART OPERATOR:"

*Don Adams*

**BEARCAT 210XL SCANNER \$229.**

Add \$7.00 per scanner for U.P.S. ground shipping in the continental U.S. Send your cashier's check or money order to our address below or order by phone if you have a Visa or Master Charge card.



854 Phoenix □ Box 1002 □ Ann Arbor, Michigan 48106 U.S.A.  
Call TOLL-FREE (800) 521-4414 or outside U.S.A. (313) 994-4444

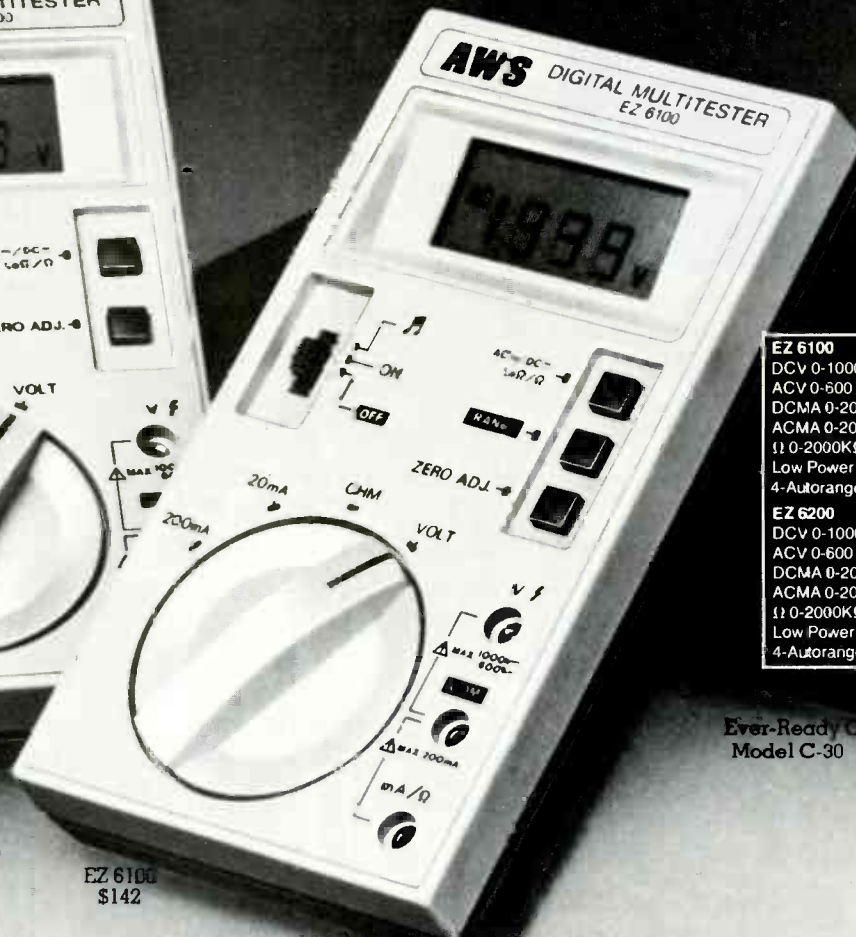
CIRCLE 55 ON FREE INFORMATION CARD



# YOU'VE SEEN THE REST... NOW LOOK AT THE BEST!



EZ 6200  
\$105



EZ 6100  
\$142

<b>EZ 6100</b>	
DCV 0-1000	5-Autoranges
ACV 0-600	4-Autoranges
DCMA 0-200	2-Ranges
ACMA 0-200	2-Ranges
Ω 0-2000KΩ	5-Autoranges
Low Power Ω	0-2000KΩ
4-Autoranges Plus Continuity Buzzer	
<b>EZ 6200</b>	
DCV 0-1000	5-Autoranges
ACV 0-600	4-Autoranges
DCMA 0-200	1-Range
ACMA 0-200	1-Range
Ω 0-2000KΩ	5-Autoranges
Low Power Ω	0-2000KΩ
4-Autoranges	

Ever-Ready Case  
Model C-30 \$20

## PRESENTING EASY-METER™ UNPRECEDENTED FIVE-YEAR WARRANTY.

- Autoranging on Volts and Ohms
- Easy reading 3½ digit display
- CMCS-LSI advanced circuitry
- Autopolarity
- Automatic indication, unit and signs
- Easy to operate
- Economically powered with two "AA" 1.5V batteries
- Low battery drain, 300 hours continuous operation
- Low battery warning sign
- Low Power and Normal Ohm ranges
- Range hold
- Buzzer continuity check

- Zero adjust feather-touch button
- AC/DC L<sub>Ω</sub>/Ω function selection by feather-touch button
- Safety fused
- Pocket-size, compact, lightweight, nicely balanced
- Shock resistant ABS housing
- Reliable, accurate, and rugged

See your A. W. Sperry distributor today or contact A. W. Sperry Instruments Inc., 245 Marcus Blvd., Hauppauge, N.Y. 11787, 800-645-5398 Toll-Free (N.Y., Hawaii, Alaska call collect 516-231-7050).

**A.W. SPERRY INSTRUMENTS INC.**  
**The Measurable Advantage.**

CIRCLE 42 ON FREE INFORMATION CARD  
[www.americanradiohistory.com](http://www.americanradiohistory.com)

# equipment reports

## Non-Linear Systems Touch Test 20 DMM



CIRCLE 101 ON FREE INFORMATION CARD

THE TOUCH TEST 20, RECENTLY INTRODUCED BY Non-Linear Systems, Inc. (533 Stevens Ave., Solana Beach, CA 92705), is one of the most versatile digital multimeters on the market today. Using state-of-the-art technology, this unit offers ranges, functions, and features that would never have been found in such a compact instrument just a few years ago.

But state-of-the-art technology is wasted unless the unit is well-designed, accurate, and easy to use. I am happy to report that the tech-

nology in the Touch Test 20 is anything but wasted. Although the range-changing scheme is a little unusual, the Touch Test 20 does well on all counts and looks to be a winner.

In addition to having the usual voltage, current, and resistance capabilities, the *Touch Test 20* will also measure temperature (Fahrenheit from  $-40^{\circ}$  to  $302^{\circ}$  and Celsius from  $-40^{\circ}$  to  $150^{\circ}$ ), capacitance, and conductance. The unit also features diode and continuity tests (using an audible signal). All ranges and functions are selected by small, front-panel mounted "touch-buttons." Red LED's above each function button tell you which function is in use. When you switch functions, an audible signal confirms that change.

Ranges are changed using the three "decimal point" buttons located immediately below the  $3\frac{1}{2}$ -digit, LED display. Touching one of those buttons repositions the decimal point on the display so that it's located above the button used. Although it's easy to use, this scheme is somewhat different than the range-changing schemes found on most DMM's, so it's a good idea to read the instructions carefully before using the unit.

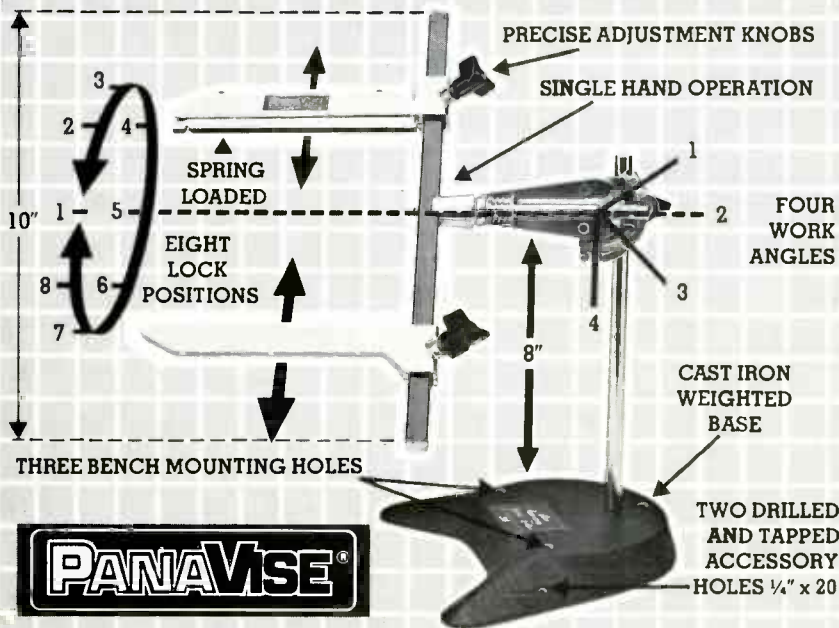
When the *Touch Test 20* is turned on, it

automatically switches to the DC-VOLTAGE function and the 1000-volt range. DC voltages from 10 microvolts to 1000 volts can be measured over six ranges. An accuracy of  $\pm 0.2\%$  is claimed by the manufacturer. The input impedance is 10 megohms and the A/D converter uses an integrating technique that offers high noise-rejection and good stability, with a minimum of critical components. AC-voltage from 10 microvolts to 750 volts (RMS) is measured over six ranges. Accuracy is  $\pm 0.5\%$  using an average-responding converter. The input impedance is again 10 megohms. AC-current from 10 microvolts to 10 amps is measured over four ranges. DC-current from 0.01 microamp to 10 amps is measured over seven ranges.

Resistance is measured over seven ranges. Accuracy of the readings is said to be  $\pm 0.25\%$ . In all but the highest range (20 megohms) the test voltage is less than 0.2 volt. That allows in-circuit tests to be made without "turning on" semiconductor devices. The *Touch Test 20* has a special DIODE TEST function that reads the forward voltage drop across the diode. Another useful function is the continuity test. In this mode, the *Touch Test 20* emits an audi-

## CLASSIC VALUE

### Model 333 RAPID ASSEMBLY CIRCUIT BOARD HOLDER



Suggest retail price is \$35.95

Contact your local dealer or PANAVISE today.

PANAVISE PRODUCTS, INC., 2850 E. 29TH ST., LONG BEACH, CA. 90806. (213) 595-7621

CIRCLE 47 ON FREE INFORMATION CARD

## The world of electronics gee-wizardry



### -YOURS FREE.

32-pages of test instruments — from the latest digital multimeters to the famous EICO scopes. Security systems. Automotive and hobbyist products. Kits and assembled. EICO quality. EICO value. For FREE catalog, check reader service card or send 50¢ for first class mail.

**EICO**® 108 New South Road  
Hicksville, N.Y. 11801

CIRCLE 34 ON FREE INFORMATION CARD

ble tone that varies in proportion to the resistance measured.

The *Touch Test 20* can also be used to measure capacitance. It does so for capacitances from 1 picofarad to 200 microfarads over three ranges. The listed accuracy is  $\pm 1\%$ . When the *Touch Test 20* was used to measure a lab-calibrated, 0.334 microfarad capacitor, the unit measured it as 0.333 microfarads. A component-test adaptor is provided which simplifies the connection of capacitors, resistors, and other devices to the front-panel jacks.


For those who need to make conductance measurements, the *Touch Test 20* will do it for conductances from 0.01 nanosiemens to 199.9 nanosiemens. The listed accuracy is  $\pm 0.2\%$ . This feature is useful when testing insulation or in any situation where extremely high resistances are involved.

The *Touch Test 20* is neatly packaged in a 2.9x6.4x7.5-inch case. The unit weighs less than three pounds and is powered by a charger-type unit (supplied) for fixed operation or by three, "D-type", lead-acid cells for portable operation (a line-operation-only model is also available). The lead-acid cells will operate the unit for up to six hours. The cells take 16 hours to recharge.

The instruction manual is quite complete and covers theory of operation, service, calibration, and other technical topics. There is a full schematic and several pages of interior photos to aid in parts identification. The unit is covered by a one-year limited warranty.

The *Touch Test 20* is a pleasure to use and you have to try it to appreciate it. The *Touch Test 20* has a suggested retail price of \$467.00 with the lead-acid cells, \$435.00 without. **R-E**  
continued on page 30

## DON'T FORGET



USE YOUR READER SERVICE CARD

For faster service

USE ZIP CODE

on all mail

## Put Professional Knowledge and a COLLEGE DEGREE in your Electronics Career through

## HOME STUDY

## Earn Your DEGREE

No commuting to class. Study at your own pace, while continuing your present job. Learn from easy-to-understand lessons, with help from your home-study instructors whenever you need it.

In the Grantham electronics program, you first earn your A.S.E.T. degree, and then your B.S.E.T. These degrees are accredited by the Accrediting Commission of the National Home Study Council.

Our free bulletin gives full details of the home-study program, the degrees awarded, and the requirements for each degree. Write for *Bulletin R-81*.

**Grantham College of Engineering**  
2500 So. LaCienega Blvd.  
Los Angeles, California 90034

## FOR ONLY \$129.95 Learn Computing From The Ground Up

Build a computer kit that grows with you, and can expand to 64k RAM, Microsoft BASIC, Text Editor/Assembler, Word Processor, Floppy Disks and more.

### EXPLORER/85

Here's the low cost way to learn the fundamentals of computing, the all-important basics you'll need more and more as you advance in computer skills. For just \$129.95 you get the advanced-design Explorer/85 motherboard, with all the features you need to learn how to write and use programs. And it can grow into a system that is a match for any personal computer on the market. Look at the features: 8085 Central Processing Unit, the microprocessor "heart" of the Explorer/85 (join the millions who will buy and use the 8080/8085 this year alone) ... Four 8-bit plus one 6-bit input/output ports from which you can input and output your programs, as well as control exterior switches, relays, lights, etc. ... a cassette interface that lets you store and reload programs you've learned to write ... deluxe 2,000 byte operating system/monitor makes it easy to learn computing in several important ways ... It allows simpler, faster writing and entering of programs ... It permits access by you to all parts of the system so you can check on the status of any point in the program ... It allows tracing each program step by step with provision for displaying all the contents of the CPU (registers, flags, etc.) ... and it does much more!

You get all this in the starting level (Level A) of the Explorer/85 for only \$129.95. Incredible! To use, just plug in your 8VDC power supply and terminal or keyboard/display — If you don't have them, see our special offers below.

Level A computer kit (Terminal Version) ... \$129.95 plus \$3 P&I.\*  
 Level A kit (Hex Keypad/Display Version) ... \$129.95 plus \$3 P&I.\*

**LEVEL B** — This "building block" converts the motherboard into a two-slot S100 bus (industry standard) computer. Now you can plug in any of the hundreds of S100 cards available.

Level B kit ... \$49.95 plus \$2 P&I.\*  
 S100 bus connectors (two required) ... \$4.85 each, postpaid.

**LEVEL C** — Add still more computing power; this "building block" mounts directly on the motherboard and expands the S100 bus to six slots.

Level C kit ... \$39.95 plus \$2 P&I.\*  
 S100 bus connectors (five required) ... \$4.85 each, postpaid.

**LEVEL D** — When you reach the point in learning that requires more memory, we offer two choices: either add 4k of a memory directly on the motherboard, or add 16k to 64k of memory by means of a single S100 card, our famous

"JAWS".  
Level D kit (CBECK ONE) ... 4k on board ... \$49.95 plus \$2 P&I.\*  
16k S100 "JAWS" ... \$149.95 plus \$2 P&I.\*  
32k S100 "JAWS" ... \$199.95 plus \$2 P&I.\*  
48k S100 "JAWS" ... \$249.95 plus \$2 P&I.\*  
64k S100 "JAWS" ... \$299.95 plus \$2 P&I.\*

**LEVEL E** — An important "building block" it activates the 8k ROM/EPROM space on the motherboard, allowing you to plug in one 8k Microsoft BASIC or your own custom programs.

Level E kit ... \$5.95 plus 50¢ P&I.\*  
**Microsoft BASIC** — It's the language that allows you to talk English to your computer. It's available in three ways:  
 8k cassette version of Microsoft BASIC (requires Level B and 12k of RAM minimum; we suggest a 16k S100 "JAWS" — see above). ... \$64.95 postpaid  
 8k ROM version of Microsoft BASIC (requires Level B and 8k Level E and 4k RAM; just plug into your Level E sockets. We suggest either the 4k Level D RAM expansion or a 16k S100 "JAWS" ... \$99.95 plus \$2 P&I.\*  
 Disk version of Microsoft BASIC (requires Level B, 32k of RAM, floppy disk controller, 8" floppy disk drive) ... \$325 postpaid.

**TEXT EDITOR/ASSEMBLER** — The editor/assembler is a software tool (a program) designed to simplify the task of writing programs. As your programs become longer and more complex, the assembler can save you many hours of programming time. This software includes an editor program that enters the programs you write, makes changes, and saves the programs on cassettes. The assembler performs the clerical task of translating symbolic code into the computer-readable object code. The editor/assembler program is available either in cassette or a ROM version.

Editor/Assembler (Cassette version; requires Level "B" and 8k (min.) of RAM — we suggest 16k "JAWS" — see above). ... \$39.95 plus \$2 P&I.\*  
 Editor/Assembler (ROM version, supplied on an S100 card; requires Level B and 4k RAM (min.) — we suggest either Level D or 16k "JAWS") ... \$99.95 plus \$2 P&I.\*

**8" FLOPPY DISK** — A remarkable "building block." Add our 8" floppy disk when you need faster operation, more convenient program storage, perhaps a business application, and access to the literally thousands of programs and program languages available today. You simply plug them into your Explorer/85 disk system — it accepts all IBM-formatted CP/M programs.

8" Floppy Disk Drive ... \$499.95 plus \$12 P&I.\*  
 Floppy Controller Card ... \$199.95 plus \$2 P&I.\*  
 Disk Drive Cabinet & Power Supply ... \$69.95 plus \$3 P&I.\*  
 Drive Cables (set up for two drives) ... \$25.00 plus \$1.50 P&I.\*

CP/M 2.2 Disk Operating System; includes Text Editor/Assembler, dynamic debugger, and other features that give your Explorer/85 access to thousands of existing CP/M-based programs ... \$150.00 postpaid.

**NEED A POWER SUPPLY?** Consider our AP-1. It can supply all the power you need for a fully expanded Explorer/85 (note: disk drives have their own power supply). Plus the AP-1 fits neatly into the attractive Explorer steel cabinet (see below).

AP-1 Power Supply kit (8V @ 5 amps) in deluxe steel cabinet ... \$39.95 plus \$2 P&I.\*

**NEED A TERMINAL?** We offer you choices: the least expensive one is our Hex Keypad/Display kit that displays the information on a calculator-type screen. The other choice is our ASCII Keyboard/Computer Terminal kit that can be used with either



1. Plug in Netronic's Hex Keypad/Display
2. Add Level B to convert to S100
3. Add 4k RAM
4. Plug in Level E here: converts Microsoft BASIC to Editor/Assembler in ROM
5. Add two S100 boards
6. Add your own custom circuits (prototyping area)
7. Connect terminal

a CRT monitor or a TV set (if you have an RF modulator)

- Hex Keypad/Display kit ... \$69.95 plus \$2 P&I.\*
- ASCII Keyboard/Computer Terminal kit featuring a full 128 character set, uAI case, full cursor control, 75 ohm video output, convertible to bauded output, selectable baud rate: RS-232-C or 20 mA FO, 32 or 64 character by 16 line format ... \$149.95 plus \$3 P&I.\*

Steel Cabinet for ASCII Keyboard/Terminal ... \$19.95 plus \$2.50 P&I.\*

RF Modulator kit (allows you to use your TV set as a monitor) ... \$6.95 postpaid.

12" Video Monitor (10MHz bandwidth) ... \$139.95 plus \$5 P&I.\*

Deluxe Steel Cabinet for the Explorer/85 ... \$49.95 plus \$3 P&I.\*

Fan for cabinet ... \$13.00 plus \$1.50 P&I.\*

### ORDER A SPECIAL-PRICE EXPLORER/85 PAK — THERE'S ONE FOR EVERY NEED.

Beginner Pak (Save \$26.00) — You get Level A (Terminal Version) with Monitor Source Listing (\$25 value), AP-1, 5-amp. power supply, Intel 8085 Users Manual ... (Reg. \$199.95) SPECIAL \$169.95 plus \$4 P&I.\*

Experimenter Pak (Save \$33.40) — You get Level A (Hex Keypad/Display Version), B, D (4k RAM), E, 8k Display Intel 8085 User Manual, Level A Hex Monitor Source Listing, and AP-1, 5-amp. power supply ... (Reg. \$279.95) SPECIAL \$249.95 plus \$6 P&I.\*

Special Microsoft BASIC Pak (Save \$103.00) — You get Levels A (Terminal Version), B, D (4k RAM), E, 8k Microsoft in ROM, Intel 8085 User Manual, Level A User Source Listing, and AP-1, 5-amp. power supply ... (Reg. \$439.70) SPECIAL \$329.95 plus \$7 P&I.\*

### ADD A ROM-VERSION TEXT EDITOR/ASSEMBLER (Requires Levels B and D or S100 Memory) ... \$99.95 plus \$2 P&I.\*

**Starter 8" Disk System** — Includes Level A, B floppy disk controller, one CDC 8" disk-drive, two-drive cable, two S100 connectors, just add your own power supplies, cabinets and hardware ...  Reg. \$1065.00) SPECIAL \$999.95 plus \$13 P&I.\*  
 32k Starter System, \$1045.95 plus \$13 P&I.\*  
 48k Starter System, \$1085.95 plus \$13 P&I.\*  
 64k Starter System, \$1185.95 plus \$13 P&I.\*  
 Add to any of above Explorer steel cabinet, AP-1 (5 amp. power supply, Level C with two S100 connectors, disk drive cabinet and power supply, two sub-D connectors for connecting your printer and terminal ... (Reg. \$225.85) SPECIAL \$199.95 plus \$13 P&I.\*  
 Complete 84k System, Wired & Tested ... \$1650.00 plus \$26 P&I.\*  
 Special Complete Business Software Pak (Save \$625.00) — Includes CP/M 2.2 Microsoft BASIC, General Ledger, Accounts Receivable, Accounts Payable, Payroll Package ... (Reg. \$1325) SPECIAL \$699.95 postpaid.

\*P&I stands for "postage & insurance." For Canadian orders, double this amount.

Continental Credit Card Buyers Outside Connecticut:

### TO ORDER

Call Toll Free: 800-243-7428

To Order From Connecticut, or For Technical Assistance, call (203) 354-9375

★ (Clip and mail entire ad) ★

### SEND ME THE ITEMS CHECKED ABOVE

Total Enclosed (Conn. Residents add sales tax): \$ \_\_\_\_\_  
Paid by:

Personal Check  Cashier's Check/Money Order

VISA  MASTER CARD (Bank No. \_\_\_\_\_)

Acct. No. \_\_\_\_\_ Exp. Date \_\_\_\_\_

Signature \_\_\_\_\_

Print Name \_\_\_\_\_

Address \_\_\_\_\_

City \_\_\_\_\_

State \_\_\_\_\_ Zip \_\_\_\_\_

**NETRONICS Research & Development Ltd.**  
333 Litchfield Road, New Milford, CT 06776

## cure the 10 most common nuisances in PA instantly



**fact:** These 10 problem solvers in your toolbox are like 10 new tricks up your sleeve. Or 10 hours of saved time. Or money in the bank. They make molehills out of troubleshooting mountains, without soldering, or splicing, or internal equipment modifications.

### Problem: Solution:

<b>Input Overload</b>	<b>A15AS</b> Microphone Attenuator—prevents overload.
<b>Phasing</b>	<b>A15PRS</b> Phase Reverser for balanced lines.
<b>Low-Frequency Noise</b>	<b>A15HP</b> High Pass Filter—reduces low-frequency noises and proximity effect.
<b>High-Frequency Noise</b>	<b>A15LP</b> Low Pass Filter—reduces objectionable high-frequency noises.
<b>Lack of Presence</b>	<b>A15PA</b> Presence Adapter—adds intelligibility and brilliance.
<b>Sibilance</b>	<b>A15RS</b> Response Shaper—sibilance filtering, plus flattened response.
<b>Line Level to Mic Input</b>	<b>A15LA</b> Line Input Adapter—converts balanced low-impedance mic input to line level input.
<b>Matching/Bridging/Isolating</b>	<b>A15BT</b> Bridging Transformer—matches balanced or unbalanced devices of different impedances.
<b>Troubleshooting</b>	<b>A15TG</b> Tone Generator—700 Hz signal helps check levels, connections, mixer inputs, and cables.
<b>Microphone Impedance Matching</b>	<b>A95 and A97</b> Series Line Transformers—make it possible to connect low-impedance lines to mid- and high-impedance inputs (or vice-versa.)



The Sound of the Professionals®

**SHURE**

Send for the brochure, AL280F  
Shure Brothers Inc., 222 Hartrey Ave.,  
Evanston, IL 60204.  
In Canada: A. C. Simmonds & Sons Limited  
Manufacturers of high fidelity components,  
microphones, sound systems and  
related circuitry.

CIRCLE 46 ON FREE INFORMATION CARD

## EQUIPMENT REPORTS

continued from page 29

### BBC-Metrawatt-Goerz Model MA1H VOM



CIRCLE 102 ON FREE INFORMATION CARD

THERE'S A NEW ENTRY INTO THE FIELD OF measuring equipment, the BBC-Metrawatt-Goerz model MA1H analog VOM. The model MA1H is small, but quite versatile. There are six AC-voltage ranges: 1.5 to 500 volts (full scale). The nine DC-voltage ranges, 150 millivolts to 1000 volts (full scale) are selected by the front-panel selector-switch (as are all of the meter's ranges), but the zero-1000-volt range (DC) uses a separate input jack. Current (AC and DC) is measured over five ranges: 5 mA to 5 amps (full scale). An additional DC-current range of 0-50 microamps ( $\mu$ A) can be selected by switching the meter to the 150-millivolt-50-microamp range. Because the meter needle's deflection is the same for those two ranges, the manufacturer decided to save a switch position by combining them. To get the proper reading, simply use the appropriate meter scale. All voltage and current ranges are calibrated in the 1.5-15-50 system, which simplifies making readings.

Resistance is read on four ranges;  $\times 1$ ,  $\times 10$ ,  $\times 100$ , and  $\times 1000$ . The  $\times 1000$  range can be used for checking semiconductors, since the current is limited to only 0.083 mA. The meter also has a dB scale, that measures from +5 to -15 dB. Zero dB is defined as 0.775 volts across 600 ohms. A calibrating chart is included in the instruction manual, with instructions for converting readings to dB, and the multiplier factor used.

All ranges are selected by a single switch in the center of the panel. The meter scale is larger than average and the markings are very clear and easy to read.

The instruction manual gives instructions and a calibration chart for rough-checking capacitors. We tried it out on a couple of filter capacitors, including one known to have a bad section. It read the values of the good sections quite accurately, and caught the open one.

The manual is written in three languages: English, French, and German. All functions are covered, plus instructions for servicing and recalibration if needed. The only thing missing from the manual (that I noticed) was a statement of the unit's accuracy. Using a 0.1% (full

scale) voltmeter as a standard, I did some quick tests and found that the model MA1H's accuracy (at least on the voltage ranges I checked) fell well within 0.1%. That's ample accuracy for practical service work.

Overall, it's a nice-looking instrument, and very easy to use. The meter scale and range-and function-selector-switch are on the front panel; the test leads plug into jacks on the top of the case, which keeps them out of the way. Four jacks are used: COMMON, OHMS, VOLTS AND AMPS (AC/DC), and the 1,000-VOLT range. Those jacks are the recessed type, so no bare metal is exposed. The test-lead tips are novel and handy. They have very short, sharp tips, for probing closely-spaced points. Just above the tips is a set of springs allowing them to be plugged into any standard banana jack. A protective collar is built into the handle, to prevent accidental contact with potentially dangerous voltages and currents.

The model MA1H has a suggested list price of \$74.00 for the meter and test leads. A carrying case is available for \$22.00. From BBC-Metrawatt-Goerz, 165 Fieldcrest Ave, Raritan Center, Edison, NJ 08837. **R-E**

### Heathkit Model IM-2400 Frequency Counter



CIRCLE 103 ON FREE INFORMATION CARD

EVER-RESPONSIVE TO THE NEEDS OF THE electronics industry, the Heath Company (Benton Harbor, MI 49022) has introduced a compact, hand-held frequency counter designed for portable use. The model IM-2400 covers a frequency range of 50 Hz to 512 MHz and uses five rechargeable nickel-cadmium cells (included).

Published specifications include a typical sensitivity of 10 millivolts, with 25-millivolt sensitivity guaranteed throughout the range of the unit. Input impedance is claimed to be 1 megohm shunted by less than 20 picofarads in the 50-Hz-50-MHz range; 50 ohms in the 40-512-MHz range. Input protection is 150-volts RMS to 100 kHz, dropping to 10-volts RMS at 50 MHz. Input protection in the 40-512-MHz range is 5-volts RMS. The time base uses a 10-MHz master clock with a listed stability of  $\pm 1$  part per million. Temperature stability is claimed to be  $\pm 10$  parts per million from 0 through 40 degrees Centigrade.

Time bases of 1 or 0.1 second can be selected from the front panel. Resolution is determined by the range and time base chosen. With the RANGE switch in the 50-Hz-50-MHz position, and the TIME BASE switch in the 1-second posi-

tion, the resolution will be 10 Hz; with the TIME BASE switch in the 0.1-second position, the resolution will be 100 Hz. With the RANGE switch in the 40-512-MHz position, and the TIME BASE switch in the 1-second position, the resolution will be 100 Hz; with the TIME BASE switch in the 0.1-second position, the resolution will be 1 kHz.

The model IM-2400 is, of course, a kit and, although I took great care in assembling the unit, I did have one serious problem; a solid short between two parallel traces on the printed-circuit board. When I could not find the source of the problem, I finally tried to eliminate it by gouging a deep channel in the board between the two shorted tracks. Doing that got rid of the problem and I can only guess that it was caused by a tiny bit of metal that was imbedded in the board itself.

Three methods of calibration are outlined in the instructions; using a standard communications or AM broadcast receiver, using another frequency counter and a signal generator, or using a laboratory-standard frequency generator. I used the second method and then checked the calibration against another frequency generator as well as a laboratory-standard generator. The results were well within the published specifications.

The quality of the service manual is always important, and, as usual, Heath has done an excellent job. Included with the manual is a large fold-out schematic and a complete technical description of the circuitry. All solid-state devices are listed with their circuit identification number, their Heath part number, and, where possible, substitutes. All pin-outs and transistor leads are clearly identified.

The model IM-2400 measures 1 1/2 x 3 1/2 x

8 3/4 inches. The display uses LED's that, though easy to read under any lighting conditions, consume quite a bit of current, making use of the optional battery eliminator/charger a good idea. An optional telescopic antenna with a BNC fitting (to match the one on the unit) is also available.

All-in-all, if you take your time building the model IM-2400, and treat it with any degree of care, it should perform well for many years. The model IM-2400 sells for \$144.95 (\$190.00 assembled); the optional battery eliminator/charger sells for \$4.95. **R-E**



IN A FIELD OF RAPIDLY CHANGING CONSUMER electronics, Radio Shack (1400 One Tandy Center, Fort Worth, TX 76102) stayed with their keyboard-entry programmable scanner, the model PRO-2001, an unusually long length of time. That scanner was a lead item in their catalog for many years. Now, a new top-of-the-line programmable scanner, the model

PRO-2002, is dominating the Tandy line.

The new scanner is no miniature; it is virtually the same size as its predecessor. Frequency coverage is broader than some competitive units and includes the following ranges: 30-50, 108-136, 138-174, and 410-512 MHz. That means that the often-overlooked Federal government and military allocations in the 138-144 and 410-420 MHz segments of the spectrum are available to the listener.

Frequency steps for scanning and searching are at 5-kHz intervals on low and high band, 12.5-kHz intervals on UHF, and 25-kHz intervals in the AM aircraft band. There is no way to extend the unit's frequency limits, as is possible with some other scanners.

The model PRO-2002 is a 50-channel microprocessor-controlled, frequency-synthesized programmable scanner. Frequencies entered are stored in five memory banks that can be called up in any combination. Scanning rate is selectable (six or three channels per second), as is search rate (eight or three steps per second). Another feature is the ability to store five separate search ranges, one in each of the five memory banks.

The scanning receiver uses either an integral whip antenna or an external antenna, connected using a rear-apron Motorola-type jack. Additional rear-apron connections include a TAPE-OUT jack for recording and an external-speaker jack. A two-pin recessed jack for DC is also available for mobile operation. The AC line-cord is permanently attached.

A 9-volt battery (not included) is used to retain the frequencies in memory when the AC line-voltage is interrupted. The battery is accessible from the back of the unit. The fluorescent display provides frequency, channel

# Price Without Sacrifice.



## HITACHI V-302B & V-152B

Put a proven Hitachi dual-trace oscilloscope on your bench for as little as \$735. Our V-152B 15MHz model includes unprecedented sensitivity (1 mV/div.)...10X sweep magnification...front panel XY operation...trace rotation...Z-axis input...and more. Need greater bandwidth? Our V-302B model is the only 30MHz dual-trace scope with signal delay line priced under \$1000, with all the above features, to make your testing operations fast, easy, and accurate. Reliability is exceptional, too. (As you'd expect from a manufacturer with over 20 years of experience "outscoping" the competition.) So exceptional, in fact, that Hitachi quality is backed by a 2-year warranty...the longest in the industry. Whether you use it for teaching or repairs, for video, audio, or computer testing, you can't find more scope for your dollar than at Hitachi. Write for more details.

## Hitachi...The measure of quality.

- V-152B 15 MHz Dual Trace...\$735\*
  - V-302B 30 MHz Dual Trace...\$995\*
- \*Probes included.

 **HITACHI**  
Hitachi Denshi America, Ltd.  
175 Crossways Park West  
Woodbury, NY 11797  
(516) 921-7200

CIRCLE 39 ON FREE INFORMATION CARD

number, delay, priority, channel and search bank, manual mode, program mode, search mode, and lockout symbols. The display is quite bright and easy to read.

The model PRO-2002 contains an internal digital clock that displays hours, minutes, and seconds. A rear-apron slide switch allows the clock to be disconnected if desired during mobile operation to prevent battery drain when the vehicle is unattended for long periods of time.

A PRIORITY function may be used on any of the 50 channels; when activated, a signal appearing on the channel will automatically cause the scanner to lock on that channel until the signal is no longer present.

Search, lockout, and delay functions are conventional enough and work well. If an active frequency is found during the search

function, pressing the MONITOR button will automatically insert that frequency into memory in place of the channel being displayed. If you attempt to program an out-of-range frequency, an error message will be displayed.

The Radio Shack model PRO-2002 uses 1 LSI microprocessor, 1 LSI phase-locked loop, 9 CMOS integrated circuits, 13 additional IC's, 44 discrete transistors, and 75 diodes.

Sensitivity on the AM aircraft band is nominally 1.0 microvolt (10 dB signal-to-noise ratio at 60% modulation); low and high band FM sensitivity is 0.5 microvolt, and UHF sensitivity is 1.0 microvolt (20 dB signal-to-noise ratio at 3 kHz deviation).

Low and high band spurious-signal rejection (at band center) is 50 dB; UHF is not specified. UHF spurious signals (especially primary images) have been a common complaint among

programmable scanner users. Sharp selectivity, is very difficult to achieve in low-cost consumer radios.

Selectivity is listed as  $\pm 9$  kHz at  $-6$  dB and  $\pm 15$  kHz at  $-50$  dB. Best IF rejection occurs at 154 MHz ( $-80$  dB). An IF frequency of 10.7 MHz is normally found in all Radio Shack scanners.

The priority channel is sampled every three seconds, causing a 100-millisecond interruption of whatever scanner function happens to be in operation at the moment. Normally that's not a problem.

The DELAY function provides a 3-second hold on any channel searched or scanned that becomes active when checked. That allows reply time for the other units during two-way communications reception. Without the DELAY function, rescan or search will continue immediately after the carrier disappears.

The unit will accept all normal narrowband FM signals,  $\pm 7$  kHz. One crystal and one ceramic filter are used to tighten up the IF bandwidth; the second conversion frequency is 455 kHz. Squelch sensitivity is approximately 1 microvolt (signal plus noise-to-noise at 25 dB). Power consumption is nominal; 19 watts during AC operation and 10 watts during mobile use.

While the model PRO-2002 is slightly more difficult to operate than some competitive units, the routine is easy to learn. An audio-tone generator beeps each time a program key is pressed, confirming that the command has been entered.

Another of the unit's features is the window detector; when the receiver stops on a search-discovered channel, it stops on the center frequency. That means that the frequency displayed will be accurate, even though there is a strong carrier.

We found the overall RF sensitivity to be quite good, nearly equal to a much higher-priced competitive scanner. It is certainly adequate for the majority of applications. Search-rate programmability and search-direction choice (up or down) are also advantages, adding to the flexibility of the unit. A CLEAR button allows the user to remove an accidentally-entered frequency.

All in all, we were pleased with the Radio Shack model PRO-2002 scanning receiver. It sells for \$399.95. **R-E**

## GET TO KNOW COMPUTERS

Introduce yourself to the world of computers. Speak their language, feel their sensors and get to know them inside and out. FutureTec 180<sup>®</sup> is a complete Z-80 base computer developed by electronic educators and is all you need to get started in the fast-growing world of computers. This is a hands-on, user oriented computer now offered at the special introductory price of \$225. Satisfaction guaranteed or return within ten days for full refund.



FutureTec 180 can open doors for you into a world of scientific data that is as far reaching as space itself. How do computers think? What is a memory device? What is address decoding to peripheral devices? Answers to these questions and many more are covered in our easy step-by-step home instruction manual.

Our FutureTec 180 computer includes a spacious mahogany case with built-in power supply and reserve capabilities for external application. Powerful Concept<sup>®</sup> software monitor system which allows machine language programming with BASIC ease and full on-board display section with tone indicator for audio-visual reinforcement makes learning easier. Automatic scrolling is included plus telephone-type keyboard for ease of operation. Execution of your program can be stopped any time, memory address or registers can be changed and your program can be continued with single key stroke. In fact 25 keyboard functions like data search, computing and tracing jump relatives and hardware testing facilities makes a truly user friendly operating system.

Experience a 180<sup>°</sup> turn in your career — send today for your FutureTec 180 computer.

### SPECIFICATIONS

Z-80 CPU (Central Processing Unit)  
Advanced Machine Language  
Concept Software Monitor  
Clock Frequency 2MHz  
1K x 8 RAM  
2716, 2K ROM  
Regulated Power Supply 5V @ 1.2 amp  
Dual Transistor Display Drivers  
High Brightness LED's  
40 Pin Edge Connector for Expansion & Peripherals  
Fully Expandable  
12¼" Wide x 10¼" Long x 3½" High



Assembled and Tested

National Users Association

## FUTURETEC 180

To order call 216-961-4041 or write P.O. Box 5784, Cleveland Ohio 44101  
Price \$225 each  Personal Check  Cashiers Check/Money Order

VISA  MasterCard (Bank No \_\_\_\_\_ )  
Exp Date \_\_\_\_\_ Acct No \_\_\_\_\_  
Signature \_\_\_\_\_  
Name (print) \_\_\_\_\_ Address \_\_\_\_\_  
City \_\_\_\_\_ State \_\_\_\_\_ Zip \_\_\_\_\_  
Allow 4 to 6 weeks for delivery.

## Kantronics Mini-Reader Morse Code and RTTY Decoder



CIRCLE 105 ON FREE INFORMATION CARD

IT SEEMS HARD TO BELIEVE THAT JUST a few years ago, the only economical means available to copy radioteletype was the teleprinter—a particularly cumbersome, noisy, mechanical behemoth.

Recent improvements in digital technology have now made possible a variety of attractive alternatives, not the least of which is the new



Continuously  
variable output,  
0-150 V AC  
•  
Input Frequencies  
48-500 Hz  
•  
Up to 2 amp.  
at all voltage  
•  
Large taut-band  
panel voltmeter,  
3% F.S.

**Monitor ISO-V-AC WP-29**

## REDUCE SHOCK HAZARD. NEW, VARIABLE ISOLATION TRANSFORMER, ONLY \$143.75.

Here's extra safety for personnel—protection for equipment. Absolutely necessary for servicing or testing any transformerless equipment—industry, lab, school or field.

New WP-29 ISO-V-AC lets you set isolated output voltage to precise

value you need. Monitor either isolated output or direct input voltage on panel meter. It's the most versatile isolation transformer you can buy!

Two isolated outputs: polarized standard two-wire socket and banana

jacks (so isolated AC may be applied directly to circuit points). Completely portable. Thermal overload protection of transformer and output protected by 2-amp. circuit breaker. Output leads supplied.

### VIZ Isotap® isolation transformers



**WP-26A Isotap**  
400 VA isolated,  
500 VA direct. Outputs  
at 105, 120 and 135 V.  
**\$77.00**



**WP-27A Isotap II**  
400 VA isolated only.  
Outputs 25 to 150V AC  
in 5V steps  
**\$79.95**



**WP-28 Porta-Isotap**  
150 VA isolated, 500 VA  
direct. Output 105-130V  
TV adaptors supplied.  
Carrying strap.  
**\$57.00**

### AC Leakage Tester



**WT-540B**

For safety,  
Detects AC leakage in  
appliances and equipment.  
Calibrated at 0.5  
and 0.75 mA.  
**\$36.75**

#### VIZ RELIABILITY.

VIZ is a 50 year-old company. Our instruments are fully warranted, parts and labor, for a year. All units tested to NBS standards. We offer service and parts availability for a minimum of ten years. Over 15 repair depots in U.S.A.

Want full technical details and a demonstration? Call toll-free, 1-800-523-3696, for the VIZ distributor near you.

# VIZ

**Look to VIZ for value, quality and availability.  
Over 70 instruments in the line.**

VIZ Mfg. Co., 335 E. Price St., Philadelphia, PA 19144

CIRCLE 73 ON FREE INFORMATION CARD

[www.americanradiohistory.com](http://www.americanradiohistory.com)

**Kantronics Mini-Reader.**

Designed for reception flexibility, the *Mini-Reader* could well be the most versatile reader available to date. It is certainly the most compact reader available at this writing.

About the size of a standard calculator (5 3/4 × 3 3/8 × 1 1/4 inches), the compact *Mini-Reader* features a bright, 10-character, fluorescent alphanumeric display. The characters displayed move from right to left, and the display is easy to read.

It compares very favorably with its predecessor, the *Field Day 2 SWL* model. And it's \$150.00 cheaper!

Radioteletype (RTTY) messages are displayed at 60, 66, 75, and 100 words-per-minute. Since the internal active-filter monitors the "mark" signal only, "shift" is of no consequence. Normal or inverted mark/space is also

of no importance.

On Morse reception, the *Mini-Reader* will track automatically at speed of 3-80 words-per-minute. Code practice with the little unit is a snap; simply insert a key into the appropriate jack and watch the display as you practice your keying. This will show up a sloppy fist every time. At the press of a button, the speed of the received Morse code can be displayed.

The *Mini-Reader* will also decode 100- or 300-baud ASCII. While the ASCII message is hard to follow at those speeds, the device can display individual characters to analyze data bursts.

When not being used to monitor the busy radio bands, the *Mini-Reader* can be used as a 24-hour clock, displaying hours, minutes, and seconds. The versatile little unit can also be used as a 24-hour timer. One unusual feature

of the *Mini-Reader* is that it can be used as an audio-frequency counter, capable of reading from 0-79 kHz.

**Our test**

We plugged the *Mini-Reader* into the external-speaker jack of a popular general-coverage receiver so that we could see if the unit performed as claimed. Tuning in the familiar audio "diddly-diddly" of radioteletype, we adjusted the receiver tuning dial until the *Mini-Reader's* "ready" light blinked, indicating that we were centered in the audio passband. When the appropriate function key was pressed, the latest world news began to move across the display.

Next, we tuned in the CW portion of the 80-meter amateur band. Sure enough, the *Mini-Reader* worked perfectly. Admittedly, sloppy fists made some copy difficult, but even those could still be interpreted!

Perhaps most important of all, our general-coverage receiver could detect no RF interference from the unit. This was indeed a pleasant surprise. Even the earlier SWL model, though well-shielded, caused some interference at certain frequencies. The *Mini-Reader* was completely clean.

All in all we were very pleased with the *Mini-Reader*; it did everything that was asked of it, and more. Kantronics has done well in providing so much in such a small package.

The new Kantronics *Mini-Reader* is an important step forward in accessory technology. It lists for \$314.95, and is available from your local Kantronics dealer. From Kantronics, 1201 E 23rd Street, Lawrence, KS 66044. **R-E**

**Radio-Electronics**  
SPECIAL REPRINT  
BUILD A BACKYARD SATELLITE TV RECEIVER

**Third Printing: Sold Out!  
Fourth Printing—Just Off Press!  
Reprints Now Available!**

**Don't miss out again!**

Send away today for your 36-page booklet containing complete reprints of all seven articles in the series on Backyard Satellite TV Receivers by Robert B. Cooper Jr.

This all-inclusive report gives you all the data you need to build your own Backyard Satellite TV Receiver.

■ TELLS ALL ABOUT domestic satellite communications, with full details on how you can pull those elusive TV signals from space.

■ LEGAL REQUIREMENTS, technical specifications, and how you, the home constructor, can meet them. Find out what mechanical and electronics skills you need.

■ RECEIVER CHARACTERISTICS, technical details and specifications, along with examples of actual receivers built at comparatively low cost.

■ ANTENNAE DESIGN... and exactly how you can build a spherical antennae, while keeping total earth station cost for the complete system under \$1,000.

■ THE FRONT END is critical when you build your own system. We help you explore several different approaches to making one that will work for you.

■ RECEIVER-SYSTEM hardware, and how it goes together to bring you direct-from-satellite TV reception in your own home.

To order your copy: Complete coupon and enclose it with your check or money order for \$6.00 U.S. We will ship your reprint, postpaid in U.S. and Canada within 6 weeks of receipt of your order. All others add \$4.00 for postage. New York State residents must add 48¢ sales tax.

**Radio-Electronics** 8/81 Please print

Satellite TV Reprints  
45 East 17th Street  
New York, N.Y. 10003

(Name) \_\_\_\_\_

(Street address) \_\_\_\_\_

(City) \_\_\_\_\_ (State) \_\_\_\_\_ (Zip) \_\_\_\_\_

I want \_\_\_\_\_ reprints @ \$6.00 U.S. each, postpaid. I have enclosed \$\_\_\_\_\_ N.Y. State residents must add 48¢ sales tax. WE DO NOT BILL

**C.E.T.**

FOR TECHNICIANS WHO ARE READY FOR THE FUTURE

CERTIFIED ELECTRONICS TECHNICIAN  
Certification is available in the following areas:  
AUDIO MATV  
COMMUNICATIONS MEDICAL  
INDUSTRIAL RADIO-TV

Write to: THE INTERNATIONAL SOCIETY OF CERTIFIED ELECTRONICS TECHNICIANS  
2708 West Berry, Fort Worth, TX 76109

Please send me:

Free booklet: CAREERS IN THE ELECTRONICS INDUSTRY (a stamped self-addressed envelope is enclosed)

Information about the CET Test.

A list of test administrators in my state/country.

I am already a CET. Send me information about IS CET membership. CET No. \_\_\_\_\_

NAME \_\_\_\_\_

ADDRESS \_\_\_\_\_

CITY \_\_\_\_\_ STATE \_\_\_\_\_

ZIP \_\_\_\_\_ PHONE ( ) \_\_\_\_\_



# Now the stars are within your reach

## Movie Stars Concert Stars Sports Stars



Your favorite stars are coming off the satellites right now in one of the greatest selections of family and adult entertainment ever offered. And now there's a new satellite receiver system that puts it all within your reach - at a price that's within reach.

### The new Heathkit Earth Station

It includes a 3-meter Satellite Antenna with a single-axis adjustable mount that lets you direct your antenna to receive signals from the entire satellite arc. It's a heavy-duty, commercial-quality antenna, made by Scientific-Atlanta and designed for long, reliable performance.

*Special Low-Noise Amplifier and Down-Converter* converts signals to 500 MHz band for transmission on ordinary TV cable.

*The Receiver* features electronically-synthesized tuning for stable, drift-free reception, and 24 channel selections for a broad variety of programming. It even includes a special Zenith Space Command Remote Control so you can change programs without leaving your easy chair.

*Special Earth Foundation Kit* anchors your antenna firmly to withstand winds of up to 100 mph.

### Unique Site Survey Kit

You can trust Heath to do it right. The first step in establishing your station is the purchase of a special Site Survey Kit that includes everything you need to determine a clear line-of-sight to the satellites. So you know your location is correct before you buy the Station.

### Easy-to-follow, step-by-step assembly

Like all Heathkit products, the Satellite Earth Station includes a clearly written manual that guides you every step of the way through assembly and installation. And over-the-phone assistance is always available.

For complete details and prices on the Heathkit Earth Station and 400 other electronic kits for home, work or play, send today for the latest free Heathkit Catalog or visit your nearby Heathkit Electronic Center.\*



### Send for free catalog

Write to Heath Co., Dept. 020-806,  
Benton Harbor, MI 49022

### Visit your Heathkit Store

Heathkit products are displayed, sold and serviced at 56 Heathkit Electronic Centers in the U.S. See your telephone white pages for locations.



\*Heathkit Electronic Centers are units of Veritechnology Electronics Corporation.

Viewing of some satellite TV channels may require the customer to obtain permission from, or make payments to, the programming company. The customer is responsible for compliance with all local, state and federal governmental laws and regulations, including but not limited to construction, placement and use. For use only in Continental U.S. This device has not been approved by the Federal Communications Commission. It is not, and may not be, offered for sale or lease, or sold or leased, until the approval of the FCC has been obtained.

# Heathkit

CIRCLE 7 ON FREE INFORMATION CARD

[www.americanradiohistory.com](http://www.americanradiohistory.com)

# EQUIPMENT AND TRAINING NO OTHER SCHOOL CAN MATCH.

**NTS HOME TRAINING INVITES YOU TO EXPLORE MICROCOMPUTERS,  
DIGITAL SYSTEMS AND MORE, WITH STATE-OF-THE-ART EQUIPMENT  
YOU ASSEMBLE AND KEEP.**

Without question, microcomputers are the state of the art in electronics. And NTS is the only home study school that enables you to train for this booming field by working with your own production-model microcomputer.

We'll explain the principles of troubleshooting and testing your microcomputer and, best of all, we'll show you how to program it to do what you want.

You'll use a digital multimeter, a digital logic probe and other sophisticated testing gear to learn how to localize problems and solve them.

Send for the full color catalog in the electronics area of your choice—discover *all* the advantages of home study with NTS!

NTS also offers courses in Auto Mechanics, Air Conditioning and Home Appliances. Check card for more information.



We believe that training on production-model equipment, rather than home-made learning devices, makes home study more exciting and relevant. That's why you'll find such gear in most of NTS's electronics programs.

For instance, to learn Color TV Servicing you'll build and keep the 25-inch (diagonal) NTS/HEATH digital color TV.

In Communications Electronics you'll be able to assemble and keep your own NTS/HEATH 2-meter FM transceiver, plus test equipment.

But no matter which program you choose, NTS's Project Method of instruction helps you quickly to acquire practical know-how.



Simulated TV Reception

4.

3.

1. **The NTS/Rockwell AIM 65 Microcomputer** A single board unit with on-board 20 column alphanumeric printer and 20 character display. A 6502-based unit 4K RAM, expandable.
2. **The NTS/KIM-1 Microcomputer** A single board unit with 6 digit LED display and on-board 24 key hexadecimal calculator-type keyboard. A 6502 based microcomputer with 1K RAM, expandable.
3. **The NTS/HEATH H-89 Microcomputer** features floppy disk storage, "smart" video terminal, two Z80 micro-processors, 16K RAM memory, expandable to 48K.
4. **The NTS/HEATH GR-2001 Digital Color TV (25" diagonal)** features specialized AGC-SYNC muting, filtered color and new solid-state high voltage tripler rectifier.

## NTS NATIONAL TECHNICAL SCHOOLS

TECHNICAL-TRADE TRAINING SINCE 1905  
Resident and Home-Study Schools  
4000 SO. FIGUEROA ST., LOS ANGELES, CA. 90037



### NATIONAL TECHNICAL SCHOOLS

4000 South Figueroa Street, Dept. 206-081  
Los Angeles, California 90037

Please rush FREE color catalog on course checked below

- |   |   |
|---|---|
| <input type="checkbox"/> MicroComputers/MicroProcessors | <input type="checkbox"/> Auto Mechanics     |
| <input type="checkbox"/> Communications Electronics     | <input type="checkbox"/> Air Conditioning   |
| <input type="checkbox"/> Digital Electronics            | <input type="checkbox"/> Home Appliances    |
| <input type="checkbox"/> Industrial Technology          | <input type="checkbox"/> Color TV Servicing |

Name \_\_\_\_\_ Age \_\_\_\_\_

Address \_\_\_\_\_

Apt. \_\_\_\_\_ City \_\_\_\_\_

State \_\_\_\_\_ Zip \_\_\_\_\_

- Check if interested in G.I. information.  
 Check if interested ONLY in classroom training in Los Angeles.

# THANDAR'S COMPLETE PORTABLE TEST BENCH



## LCD HAND HELD MULTIMETER

**\$79.95**

### TM354 3 1/2 Digit

● DC Volts : 1mV to 1000V ● AC Volts : 1V to 500V AC rms ● DC current : 1μA to 2A  
● Resistance : 1Ω to 2MΩ ● Diode Check  
● Basic accuracy : ± (0.75% of reading + 1 digit) ● Battery life : Typically 2000 hours

**2000 hrs  
BATTERY  
LIFE**



**4000 hrs  
BATTERY  
LIFE**

## LCD BENCH MULTIMETERS

**\$199  
inc. batts**

### TM351 3 1/2 Digit

● DC and AC Volts : 100μV to 1000V (750V AC rms)  
● DC and AC current : 100nA to 10A (20A for 10 secs)  
● Resistance : 100mΩ to 20MΩ ● Diode check ● Basic accuracy : ± (0.1% of reading + 1 digit) ● Battery life : up to 4000 hours

### TM353 3 1/2 Digit

● DC and AC Volts : 100μV to 1000V (750V AC rms) ● DC and AC current : 100nA to 2A  
● Resistance : 1Ω to 20MΩ ● Diode check ● Basic accuracy : ± (0.25% of reading + 1 digit) ● Battery life : Typically >3000 hours ● \$159 (inc. batts).

## LED MULTIMETERS


**DM350 3 1/2 Digit;**  
34 ranges; 0.1% basic accuracy;



**\$99.95**

**DM235 3 1/2 Digit;** 21 ranges; 0.5% basic accuracy; \$69.95

**PDM35 3 1/2 Digit;** Hand held; 16 ranges; 1% basic accuracy; \$39.95



## PULSE & FUNCTION GENERATORS

**\$159**

### TG100 100kHz Function Generator

● Functions : Sine, Square, Triangle and DC from variable  
600Ω output ● Output range : 1mV-10V peak-peak ● DC offset range :  
±5V ● TTL output ● External sweep : ≥300:1 linear range

**STOP PRESS TG102 2MHz Function Generator \$299**

### TG105 5MHz Pulse Generator

● Period : 200nsec to 200ms (5MHz to 5Hz) ● Pulse width : 100nsec to 100ms ● 50Ω  
output range : 0.1V-10V ● TTL output ● Sync. output ● Operating modes: run,  
external trigger, external gate, manual 1-shot or gate ● Complement and square  
wave ● \$199



## GOLD MEDAL WINNER

**\$259**

### SC110 SINGLE TRACE LOW POWER 2" OSCILLOSCOPE

This truly portable oscilloscope, the only British product to win a Gold Medal at the 1980 Brno Trade Fair, boasts the following specification: ● Bandwidth : DC to 10MHz  
● Sensitivity : 10mV/div to 50V/div ● Sweep Speeds : 0.1μsecs/div to 0.5 secs/div  
● Power Requirements : 4 to 10V DC from 4'C' cells or AC adaptor ● Size and weight :  
255 x 150 x 40mm; 800gms excl. batteries

## FREQUENCY METERS



**\$199  
inc. batts**

### TF040 8-Digit LCD

● Frequency Range : 10Hz-40MHz (to 400MHz with TP600)  
● Sensitivity : 40mV rms ● Timebase accuracy : better than 0.5 ppm ● Battery life : Typically 80 hours

### TF200 8-Digit LCD

● Frequency Range : 10Hz-200MHz (to 600MHz with TP600) ● Sensitivity : 10mV rms  
20Hz-100MHz, 30mV rms 10Hz-20Hz, 100MHz-200MHz ● Timebase accuracy : better  
than 0.3 ppm ● Battery life : Typically 200 hours ● \$299 (inc. batts).

### PFM200 8-Digit LED Hand Held Meter

● Frequency Range : 20Hz-200MHz (to 600MHz with TP600) ● Sensitivity : Typically  
10mV ● Timebase accuracy : better than 2 ppm ● Battery life : Typically 10 hours  
● \$99.95

### TP600 600MHz Prescaler

● Frequency Range : 40MHz to 600MHz ● Sensitivity : 10mV ● Output : Typically  
500mV peak-peak ● \$79

## THANDAR SATISFACTION WARRANTY:

If for any reason, whatsoever, you are not completely satisfied with your purchase, return it within 30 days of purchase date for a full refund - it's as simple as that!

**TO ORDER CALL TOLL FREE: 800-526-5311**  
We accept Master Charge or Visa

New Jersey Residents add appropriate Sales Tax. Prices shown in U.S. currency only.

POSTAGE AND HANDLING up to \$100 add \$3. Over \$100 add \$5.

## THANDAR ELECTRONICS INC

P.O. Box 8247, Haledon, New Jersey, 07538 Tel: 201-790-3141


CIRCLE 48 ON FREE INFORMATION CARD

# TECHNOLOGY TODAY

## The Incredible Shrinking IC

*Integrated circuit technology has come a long way from the first RTL flip-flop. Here's a look at the history of the IC, and a glimpse of the future.*

BY MICHAEL J. WATSON



INTEGRATED CIRCUITS HAVE BEEN WITH us long enough now so that anyone who is at all familiar with electronics takes them for granted. But it really wasn't too long ago that the state of the art in computer logic was RTL (Resistor-Transistor Logic), and a tiny marvel called an IC op-amp was just appearing. Integrated-circuit technology has come a long way in the 20 years since the introduction of the first IC (a four-transistor, RTL flip-flop), but the best is yet to come. Let's take a look at how the IC came into being.

Ten years after Bell Laboratories' 1947 demonstration of their point-contact transistor, Jack Kilby, of Texas Instruments, set to work on building electronic circuits out of discrete semiconductor components. His intention was to show his superiors that entire circuits could be made out of a "solid" piece of semiconductor material. Early in 1959 such a "solid circuit" was shown at the Institute of Radio Engineers show. That circuit was a flip-flop and its resistors, capacitors, and transistors were made entirely from monolithic germanium.

At about the same time, Robert Noyce, then manager of research and development at Fairchild Semiconductor, decided to turn his own ideas into a practical device. (His ideas were to use diffused or deposited resistors, isolate on-chip devices with reverse-biased p-n junctions, and interconnect circuit elements through holes in the silicon dioxide by the evaporation of metal onto the surface of the wafer.)

Today Kilby and Noyce are both credited with the invention of the IC, although, at the time of their work, trends in the semiconductor industry already seemed to point to the development of integrated circuits. Advances in manufacturing processes had enabled semiconductor devices to saturate the market by 1960. One problem remained: As the products that used those discrete devices grew in complexity, the number of interconnections between the devices also grew. It reached a point where products couldn't be assembled quickly enough to use all of the available devices. What was needed, now that semiconductors were plentiful, were ways of

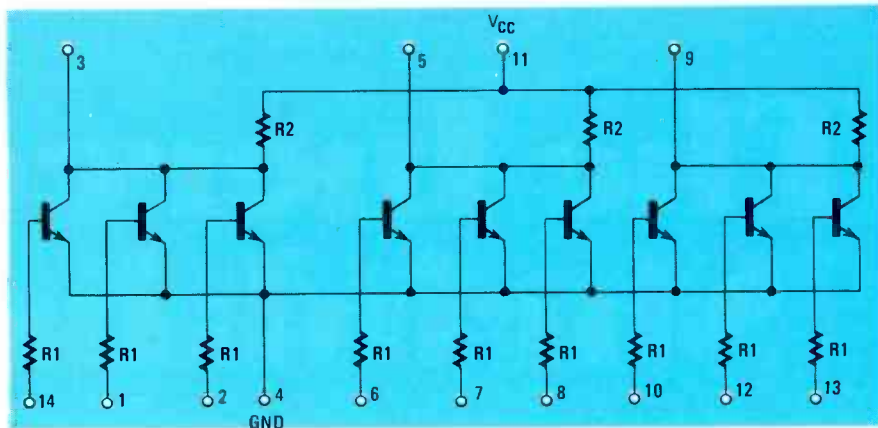


FIG. 1—SIMPLIFIED SCHEMATIC of a typical RTL device, the MC792P, a triple 3-input NOR gate.

speeding production of the end-product. The integrated circuit was the logical solution.

### The first IC's

The first commercially available monolithic IC was a four-transistor, RTL (Resistor-Transistor Logic) flip-flop introduced in 1961 by Fairchild Semiconductor. By the end of 1961, production quantities of logic IC's were being produced by both Fairchild Semiconductor and Texas Instruments. Some early contracts for the "mass-produced" IC's came from the military (TI supplied special circuits for the Minuteman missile program), and from the National Aeronautics and Space Administration, with Fairchild the supplier. An RTL circuit—a triple, 3-input NOR gate—is shown in Fig. 1.

Transistor-Transistor Logic (TTL) came about because of the drawbacks of

earlier schemes used to couple transistor stages. Diode-coupled and direct-coupled methods were unsatisfactory because of IC process-variations, and resistor-capacitor coupling suffered from lack of speed. In 1961, James Buie, an IC designer at Pacific Semiconductors (now part of TRW), devised a coupling scheme that isolated transistor stages by using coupling transistors; his method proved to be relatively independent of process variation. Buie's work evolved into today's TTL IC (see Fig. 2).

By the mid-1960's, Fairchild had turned to linear IC's. Robert Widlar, then one of the designers at Fairchild, was responsible for the first practical IC op-amp, the  $\mu A709$ . Widlar also designed the  $\mu A702$  high-impedance op-amp, the first IC comparator ( $\mu A710$ ), and the first compensated IC op-amp, the  $\mu A741$ . Widlar's design ideas seemed radical in his day because he used transistors to replace "simple" circuit elements such as resistors.

While bipolar IC technology was developing, some designers concentrated on the FET (Field-Effect Transistor) and its applications. RCA Laboratories was especially active in that area of semiconductor development. In 1957 John Wallmark of RCA was granted a patent for an FET. He saw the FET not as merely a discrete device, but as groups of devices connected together and forming logic patterns for computers. His concept, which he called "integrated logic nets," wouldn't lead to actual devices until a few years later, and then under someone else's supervision.

In 1959 Steven Hofstein, a recent recruit to RCA, and Frederic Heiman, another young engineer, set to work towards a specific goal. They wanted to produce a silicon-insulated-gate FET that was to be used in a multi-thousand-transistor circuit. They succeeded in 1962. (See Fig. 3.)

Hofstein and Heiman demonstrated the IC capabilities of their MOSFET (Metal Oxide Semiconductor Field Ef-


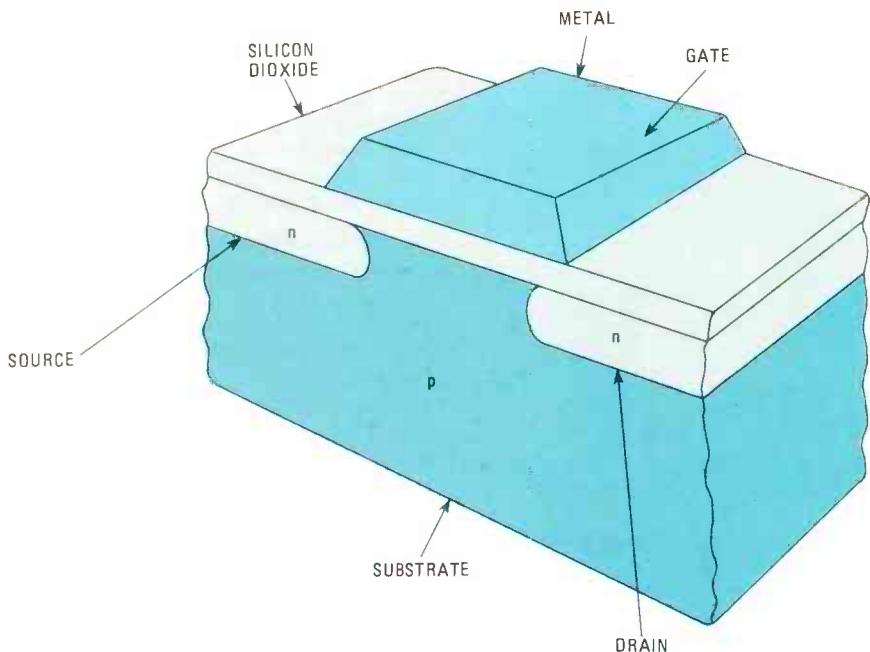


FIG. 2—THIS 11-stage ring counter is an early (1963) example of a TTL IC.



**FIG. 3—CROSS-SECTION** of a metal-oxide semiconductor device. By 1963, RCA had built IC's containing several hundred of these each.

fect Transistor) by building a 2,500<sup>2</sup>-mil (a mil is 1/1000-inch) chip containing 16 MOSFET's by the end of 1962. By 1963 RCA had built chips with several hundred MOS devices.

Although MOSFET IC's promised far simpler processing, much less power consumption, and greater levels of integration than bipolar IC's, there were still formidable problems in their manufacture. Among those were oxide defects and an extreme sensitivity to static charge. The MOSFET's were also much slower and required different supply voltages than bipolar devices. Because of those problems, and others, few companies stayed very long with MOSFET technology. In fact, for most of the 1960's there were only two companies producing MOS IC's—General Microelectronics (founded in 1963) and General Instrument. Even RCA, which had done a considerable amount of pioneering work in MOS, shifted its main concern back to the more lucrative bipolar devices.

But the industry kept a watchful eye on MOS technology, waiting for new developments. The wait wasn't a long one, as we'll see.

The first ROM (Read-Only Memory) appeared in early 1967. Offered by Fairchild, the ROM was a 64-bit MOS device arranged into 16 4-bit words. A 1,024-bit ROM was offered by Philco-Ford a year later. As ROM's increased in density, the term firmware (for software in ROM) soon became popular.

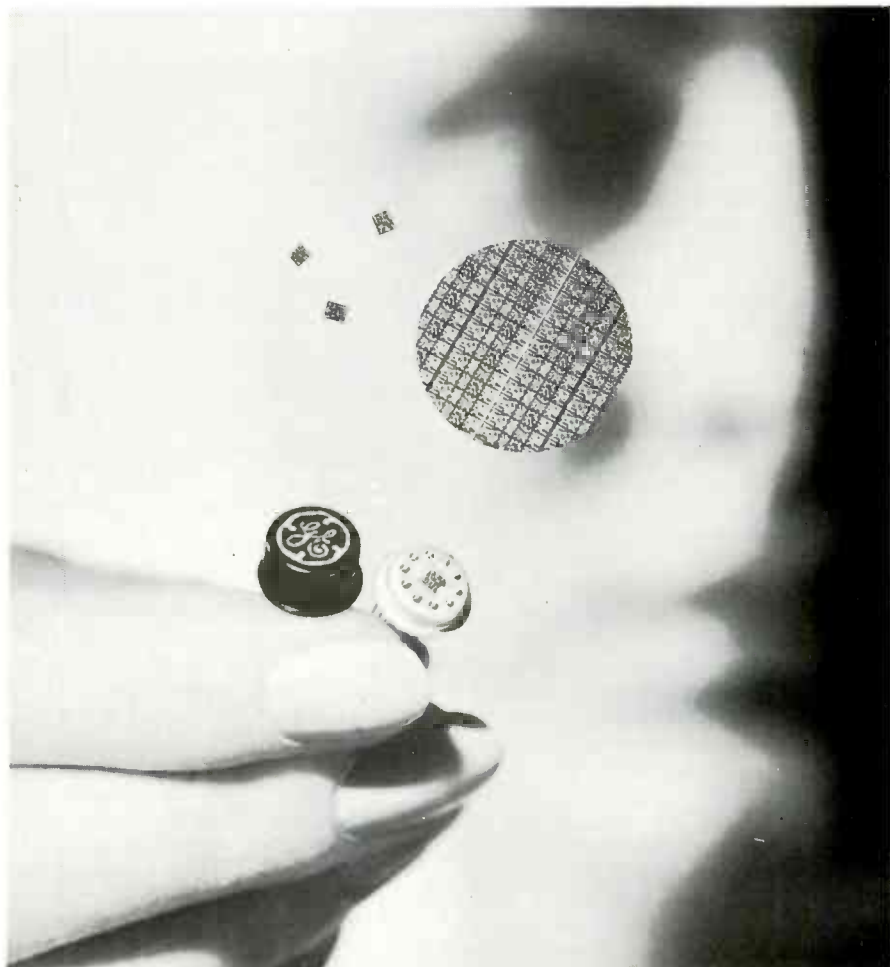
**Enter the microprocessor**

In August 1969 Busicom Corporation of Japan commissioned Intel Corporation to design calculator IC's. At that time many of the MOS IC's produced in the United States went into calculators,

and most of those calculators were made in Japan. Busicom wanted a set of IC's that would support a family of calculators, with ROM's used for custom-

izing. Intel's design was approved by Busicom in October 1969 and in June 1971, Intel introduced the 4004 microprocessor family (designed by Federico Faggin, now president of Zilog). The 4-bit 4004 was the first microprocessor; it was built using p-channel MOS technology, and measured 150 x 110 mils. Just as the increasing complexity of discrete transistor circuits had seemed to point to the development of the integrated circuit, so too the increasing complexity of some random logic designs now seemed to show the need for a centralized computational/control element. Intel, however, was not alone in producing the "calculator-like" IC's. Fairchild, American Microsystems, Texas Instruments, Electronic Arrays, Rockwell, and Mostek all had contracts to build the devices. The MOS IC had truly come into its own. Shipments increased in one year from \$15 million to \$35 million and by the end of 1970, the total was over \$100 million. The importance of MOS technology had grown faster than most people in the industry had expected.

Other advances in state-of-the-art IC manufacture accelerated the growth of an already expanding industry. The use of an electron beam to produce the masks used in IC photo-lithography rad-



**THESE EARLY (1962) IC's** from General Electric contained as many as 18 transistors and 66 tapped resistors. Contrast that with the component count of modern VLSI IC's.





FIG. 4—THE INTEL 8086, a 16-bit LSI (Large-Scale Integration) microprocessor. Note the difference in density between this chip and the one shown in Fig. 2. (Photo courtesy Intel Corporation.)

ically changed one aspect of IC manufacture, as expensive and bulky ruby lithography equipment was made obsolete. As circuits increased in density and complexity, clean rooms became cleaner still. Doping (the introduction of impurity atoms into the silicon) methods were improved. Ion implantation, accelerating impurity ions into silicon using very high voltages, was a great improvement over thermal diffusion. Ion implantation's initial use was for high-density memories, with Mostek Corporation being the first to use the method in its 1K p-channel dynamic RAM (Random-Access Memory). With increasingly complex circuits, IC manufacturers relied more on computer modeling programs and computer-assisted design for circuit analysis and mask layout.

The first 8-bit microprocessor, the 8008, was offered by Intel in sample quantities in early 1972. The price was \$200. The 8008 could be interfaced to the standard memory products of the time, and with its 14-bit addressing capability, could address as many as 16,384 bytes. The 125 × 170-mil device was being shipped in "kits" (with memory and peripheral IC's) by the spring of 1973. By that time National Semiconductor had demonstrated its general-purpose controller/processor, a 4-bit microprocessor that could be used to build processors with word lengths of up to 32-bits. Rockwell had also joined the race with its own 4-bit parallel proces-



THESE INTEGRATED CIRCUITS from RCA are housed in "flat packs," one of the first standardized IC cases.

sor. AMI, Signetics, and Western Digital were also developing processors. Everyone seemed to be joining the microprocessor competition.

Intel's 8080 helped usher in the second generation of microprocessors. That n-channel device had four times the addressing capability and about ten times the throughput of the earlier 8008. The designer of the 8080, Masatoshi Shima, later left Intel to join Zilog where he designed the Z80. Early in 1974, RCA introduced the first CMOS (Complementary MOS) microprocessor, the 1802; the TMS 1000, Texas Instruments' best-selling 4-bit microcon-

troller, was also introduced. In March of 1974, Motorola finally took the wraps off its 6800 microprocessor. The 6800 was supported by RAM, ROM, and interfacing IC's, plus Motorola's Exorcisor development system. By the fall of 1975, nearly 40 different microprocessors were available.

### The state of the art

As IC designers took more of a systems approach to their creations, the single-chip microcomputer was developed. The first 8-bit single-chip microcomputer was Intel's 8048 (although Michael Cochran and Gary Boone of Texas Instruments received the basic patent for the single-chip microcomputer in 1971). Today, there's a new generation of 16-bit microprocessors: Intel's 8086, Zilog's Z8000, Motorola's 68000, and National Semiconductor's 16000.

The RTL flip-flop introduced in 1961 had four bipolar transistors. Today, a typical 16-bit high-performance microprocessor, such as the 68000, has 68,000 transistors. The recent introduction of the 64K RAM marked the beginning of a new phase of IC technology, VLSI (Very Large Scale Integration).

VLSI is still basically in the development stage. In 1978 the U.S. Department of Defense initiated its VHSIC (Very High Speed Integrated Circuit) development program, designed to provide an impetus for VLSI work, with an emphasis on speed. Contracts have already been awarded for the initial phase of the six year, \$210 million program. Among other things the Federal effort hopes to develop devices with up to 250,000 gates, using circuit features as small as 0.5 micrometer (millionth of a meter). Contrast that with the 13,000 gates and 3.2 micrometer minimum circuit feature of the Motorola 68000.

How best to use VLSI technology is still uncertain, but one thing does seem sure: VLSI will be used to build ever denser memory chips, perhaps with a million bits or more of RAM, and with access times a fraction of that of today's fastest devices. Some say an entire mainframe computer will be possible with a handful of IC's.

Early in the 1970's, 20-micrometer line widths were common in IC circuit geometrics. By the mid-1970's those dimensions had been cut in half. As the decade ended, advanced devices with 3 to 4-micrometer line widths were available. Some say that devices with line widths of less than 1-micrometer will be common by the end of the 1980's.

Some views on the future of IC technology, especially those concerning the future of VLSI, take on an almost Christmas-wish aspect. Nevertheless, considering how far we've come from that first four-transistor flip-flop, the next 20 years could be very interesting indeed!

R-E



# BUILD THIS

IF YOU'RE A REGULAR READER, YOU'VE heard about TVRO stations—special setups used by cable-TV companies and others to receive the four-gigahertz (4,000 MHz) signals from satellites.

One of the most expensive components of a TVRO system is the antenna. The 8-Ball antenna described here is one of the few that you can build yourself and is relatively inexpensive and easy to align.

With it, and a couple of other special components, you can watch blacked-out sporting events, commercial-free movies, and other choice television fare usually available only on cable-TV systems.

What you need in addition to the antenna are an LNA (a special Low-Noise Amplifier to boost the very weak signal picked up by the antenna) and a down-converter to process the 4-GHz TV signal so it can be viewed on an ordinary TV set. You can also purchase a special TV set that has a down-converter built into it if you wish.

Before going any farther, take a minute or two to study the various photographs of the antenna in various stages of assembly. The complete TVRO antenna consists of a 12-foot

## SATELLITE TV ANTENNA

*Before you can receive  
satellite television, you need  
the appropriate antenna.*

*This inexpensive  
design can be built  
from common materials.*

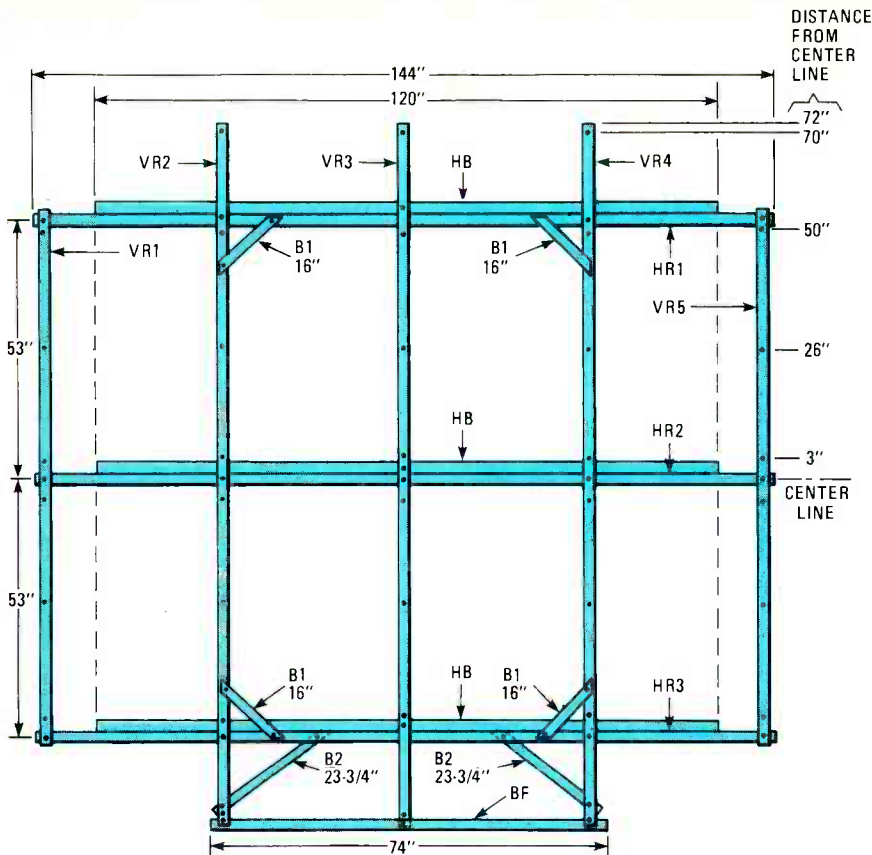
“dish” or reflector that captures the incoming signal and focuses it at the waveguide horn feeding the LNA. This article covers the construction of the dish. The 8-Ball’s dish consists of two main sections. One is the steel frame that provides a rigid, durable support fixture. The other is the wood-lattice assembly to which the reflector surface (screen wire) is fastened. An important feature of this type of construction is that it is **not** necessary to build the heavy metal frame to close tolerances. However, you should keep all the metal ribs within a half inch or so of their intended positions.

The redwood lattice is attached to the frame with adjustable bolts about every two feet vertically and every three feet across. Those bolts allow the lattice (hence the reflector surface) to be adjusted to conform to the precise curve required. When adjusting the antenna, the vertical wood strips should be set to within a sixteenth of an inch of the exact curve.

The steel frame (see Fig. 1) consists of three horizontal ribs (HR1, HR2, and HR3) and five vertical ribs (VR1 through VR5) plus the rear legs and braces. The frame is made from 1/8-inch thick 1 1/2 ×

H.D. McCULLOUGH





NOTE: ALL MATERIAL 1-1/2 X 1-1/2 X 1/8-INCH ANGLE IRON.  
VERTICAL RIBS EQUALLY SPACED  
(APPROX. 36" APART)

FIG. 1—THE METAL FRAME provides a rigid and durable support structure. The only critical factor in its construction is the setting of the angular bend in the three horizontal members.

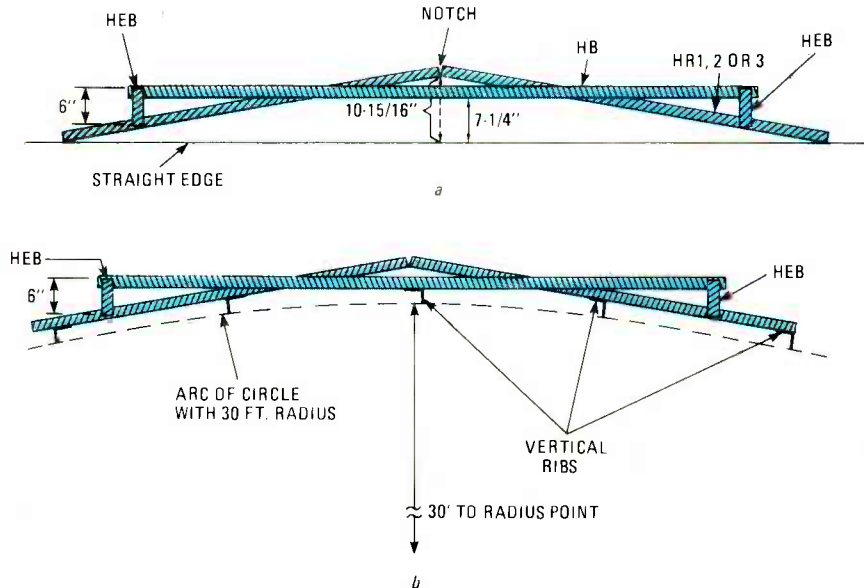


FIG. 2—THE HORIZONTAL CURVATURE of the 8-Ball reflector is developed by the bend in the horizontal ribs and by horizontal brace as shown in a. The five vertical ribs in b all lie on an arc that has a radius of 30 feet.

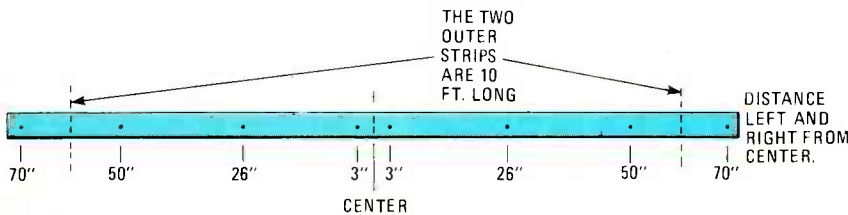


FIG. 3—THE FIVE VERTICAL LATTICE STRIPS are prepared by drilling holes according to the measurements shown. Three strips are 12 feet long with eight holes; two are 10 feet long with six holes.

1 1/2-inch galvanized angle iron. Each horizontal rib is cut through at the center so it can be bent (see Fig. 2-a) and secured with a brace (HB) and end braces (HEB). The angle formed should be approximately 163 degrees. To establish the precise surface curvature with a minimum of final adjustments, the angle must be set very accurately.

A very small error in the location of the bolt holes where the brace and end braces are attached to the horizontal rib will cause a large error at the ends of the rib. Position the rib and braces according to Fig. 2-a and clamp them together with "C" clamps or locking-type pliers. Drill the holes and set the pieces aside temporarily.

When the horizontal brace is properly shaped and bolted, the angle and location of the brace will be such that the five points on each horizontal rib where a vertical rib is attached will lie on a circle with a radius of 30 feet as shown in Fig. 2-b. The procedure just described sets the curve of the frame and, therefore, the reflector surface in a horizontal direction.

### Lattice preparation

There are five vertical lattice strips made of 3/4 x 3-inch redwood. Two of the strips are 10 feet long, and three are 12 feet long. Prepare them by drilling holes according to the measurements shown in Fig. 3. The strips can be stacked and all drilled at once; or, better yet, drill the three 12-foot pieces and then the two 10-foot pieces. The holes will take 1/4-inch bolts so use a 9/16-inch bit; assembly will be easier.

You'll need nineteen 12-foot pieces of 3/4 x 2-inch redwood stock for the horizontal ribs. Thirteen of those are used as-is. To get the angles at the corners of the lattice (see Fig. 4) cut two other pieces to 11 feet 4 inches, two pieces to 8 feet 10 inches, and two pieces to 6 feet 2 inches. The corner diagonal pieces will be covered later.

To establish the curve in the vertical direction, the five 3/4 x 3-inch redwood strips will be attached to the vertical steel ribs with adjustable bolts as shown in Figs. 5 and 6. Note that the spacing between the vertical steel rib and the vertical wood strip is identical for all five vertical ribs at any specific distance up or down from the middle horizontal rib. Thus, we see from Fig. 5 that all five vertical strips are touching the steel ribs at their centers, and that 24 inches up and down from center, the space between the wood strip and steel rib is 13/16 inch for all five of the ribs. At 48 inches from each side of center, the spacing is 37/32 inches, and it is 7 1/4 inches at 72 inches from center. The combination of the vertical curve formed by properly setting the adjustment bolts and the curve formed by the horizontal ribs will establish a precise reflector surface.

## PARTS LIST

Frame: The following are all 1 1/2 x 1 1/2-inch, 1/8-inch thick galvanized or primed angle iron.

Part no.	Length	Quantity
HR1	12 ft.	1
HR2	12 ft.	1
HR3	12 ft.	1
HB	10 ft.	3
HEB	6 in.	6
VR1	9 ft.	1
VR2	12 ft.	1
VR3	12 ft.	1
VR4	12 ft.	1
VR5	9 ft.	1
B1	16 in.	4
B2	23 3/4 in.	2
BF	74 in.	1
BR	104 in.	1
B3	32 in.	2
B4	59 in.	2
B5	30 in.	2
B6	30 in.	2
B7	83 in.	1
B8	92 in.	1
RL	8 ft.	2
RLX	4 ft.	2

Wood lattice strips (5/8 or 3/4-inch redwood):

Size	Quantity
2 in. x 12 ft.	22
3 in. x 12 ft.	3
3 in. x 10 ft.	2

Bolts (1/4 x 20 thread):

Length	Quantity
3/4 in.	72
4 in.	10
5 in.	10
8 in.	10
12 in.	6

Miscellaneous (quantities in parenthesis):

1/4-inch nuts (196)  
 1/4-inch ID washers (72)  
 No. 8-1 1/4-inch brass wood screws (140)  
 aluminum screen (26 inches x 75 ft., 0.011 in. dia. wire, 1/16 in. mesh or heavy-duty 0.025 in. dia. wire, 1/8 in. mesh)  
 staples (rustproof)  
 glue  
 inclinometer  
 radius wire  
 anchor bolts (4)  
 "J" brackets (4)

Note: Some of these items will be called for in Part 2.

### Assembling the frame

Prepare each horizontal rib as shown in Fig. 2 by attaching braces HB and HEB with 3/4-inch bolts.

Next, place the three horizontal ribs on blocks and attach the five vertical ribs as shown in Fig. 1 and Fig. 7. Use 3/4-inch bolts. Note that, because of the braces, each horizontal rib will have a different number of holes drilled in it—so be sure to get the ribs in their proper positions. The top view in Fig. 2-b shows how the vertical ribs are posi-

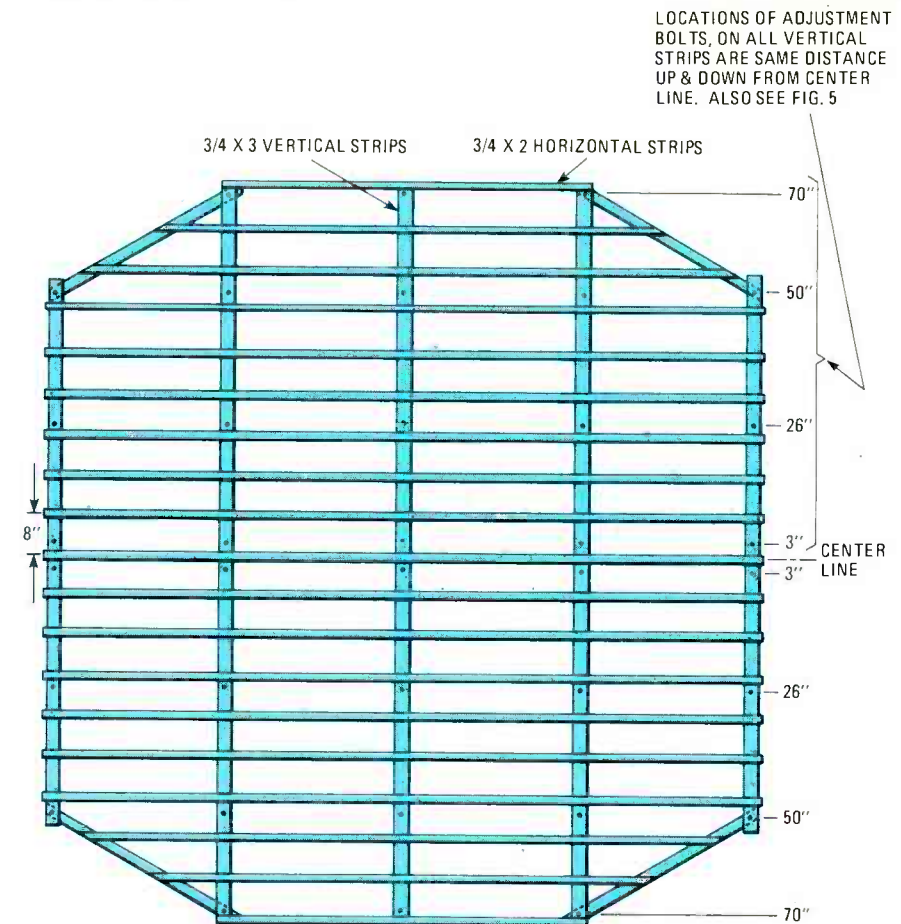


FIG. 4—THE REDWOOD LATTICE ASSEMBLY shows the locations of the 36 adjustment bolts. Those bolts set the curvature in a vertical direction. The arc of curvature is again 30 feet.

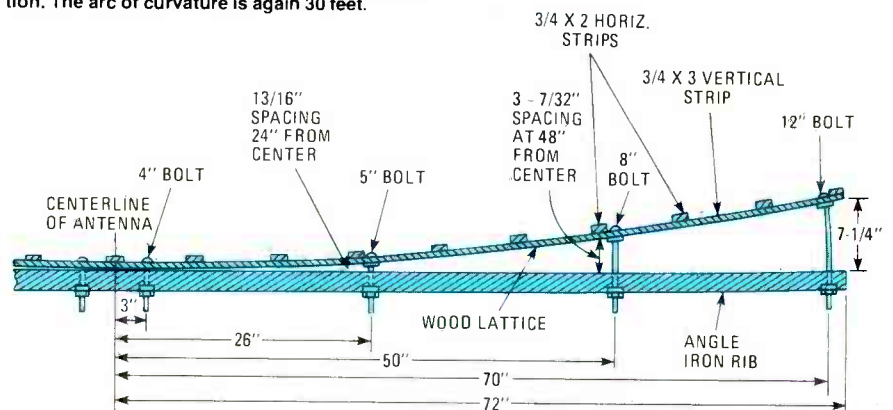
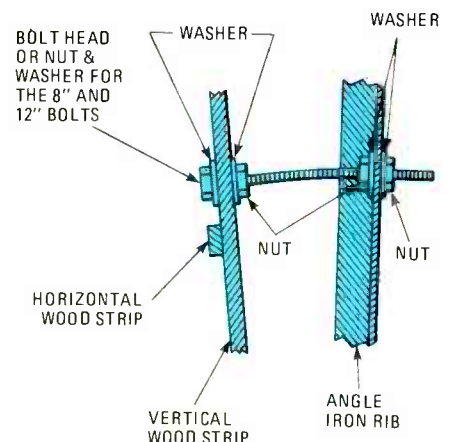


FIG. 5—SIDE VIEW of the top half of one vertical rib with wood lattice attached.

FIG. 6 (right)—DETAIL OF LATTICE ATTACHMENT showing use of nuts and washers on adjustment bolt.



tioned (note that the bottom of VR3 goes under BF).

Tighten the nuts only finger tight until all the pieces shown in Fig. 1 are installed and then tighten them securely. Whether assembling the 8-Ball from a kit, or from scratch, you'll find that some holes may not align perfectly. Make sure that everything is located properly, then align the holes with a tapered punch. Hold the pieces in place with clamping-type pliers while you insert the bolts.

LOCATIONS OF ADJUSTMENT BOLTS, ON ALL VERTICAL STRIPS ARE SAME DISTANCE UP & DOWN FROM CENTER LINE. ALSO SEE FIG. 5




FIG. 7—THE THREE HORIZONTAL RIBS are supported on blocks while the three main vertical members are attached to the framework.

### Putting it all together

The next step is to assemble the redwood lattice as shown in Fig. 4. Mark all five vertical strips every eight inches (Fig. 8) for ease in positioning and installing the horizontal strips. Start at the

center and work outward—it's a good idea to displace the first mark half the width of a horizontal strip so that you can line up the edge of each  $\frac{3}{4} \times 2$  with one of the marks. All 19 horizontal strips are spaced on 8-inch centers except for




FIG. 8—MARK ALL FIVE VERTICAL STRIPS every eight inches to make installing the horizontal strips easier.



FIG. 9—ADJUSTMENT BOLTS are set for proper spacing between vertical frame rib and wood strip. Here a  $\frac{7}{4}$ -inch spacer aids adjustment at 72-inch point.

The following are available from McCullough Satellite Systems, PO Box 57, Highway 62-East, Salem, AR 72576: The 12-foot 8-Ball Satellite Television Antenna Kit, \$750.00. Includes everything except staples and concrete for mounting base. Frame is  $1\frac{1}{2} \times 1\frac{1}{2}$ -inch angle iron with all pieces cut to fit and drilled. One coat of primer applied. All  $\frac{5}{8} \times 2$  and  $\frac{5}{8} \times 3$  redwood strips. Aluminum screen is 0.011-inch diameter wire in a  $\frac{1}{16}$ -inch mesh. Add \$60.00 for heavy-duty mesh, \$50.00 for extra bracing and \$100.00 for galvanized frame.

The heavy mesh (0.025 inch diameter wire,  $\frac{1}{8}$ -inch mesh) is about  $2\frac{1}{2}$  times as heavy as the regular mesh and will withstand abuse by hail, ice, etc. much better than the regular mesh. The extra bracing is necessary if you plan to move the antenna about. It makes the framework very rigid.

The 12-foot 8-Ball with galvanized frame, heavy mesh and extra bracing is a commercial-grade antenna named "Octasphere" and is available for \$1195.00. Feed horn (fits LNA with WR-229 Input): Sheet metal with brass flange, \$40.00; Aluminum \$60.00. RG-213 cable (loss 25 dB/100 feet at 4 GHz), \$0.50 per foot. FM-8 cable (loss 13 dB/100 feet at 4 GHz), \$0.60 per foot. Avantek 120° LNA (50 dB gain) \$690.00 including DC block; \$650.00 without DC block. All prices are FOB, Salem, AR.

the very top and bottom strips. Those will be about  $\frac{3}{4}$ -inch closer in.

Now attach the adjustment bolts to the  $\frac{3}{4} \times 3$ -inch vertical wood strips (except for the adjustment bolts at the ends of the two outermost strips) using the bolt lengths shown in Fig. 5. Note that the 8- and 12-inch bolts are actually

*continued on page 78*

# BUILD THIS

THERE SEEMS TO BE A CRYING NEED FOR a good, low-cost RF signal generator on the average workbench. However, it appears that this is something that no manufacturer has realized yet. For the most part, you have to make do with an under-\$100 RF generator that is usually kit-built and quite drifty. To compound the problem, the dial accuracy usually leaves something to be desired, and an external frequency counter must be used for calibration whenever high precision is required. The answer is to buy—or most often to lease—a frequency synthesizer when you need a high-performance RF signal-source. But since prices start at about \$3200, owning one usually isn't too practical!

Enter the Programma-2 RF generator. Now, for less than 1/32 of the cost of a commercial model, you can build an RF

output is rich in harmonics, allowing frequency coverage into higher parts of the spectrum.

Four thumbwheel switches allow you to set the exact frequency you want with ease; there's no squinting at a tightly packed dial. The switches make it easy to return to a specific frequency, and that makes alignment of equipment a lot easier!

Another important feature is a 50-ohm RF output. This low-impedance output allows you to use such accessories as attenuators, which are a must for low-level RF work. You can't use attenuators on conventional RF signal

case, they can be special-ordered, although, since there are two different manufacturers for these parts, finding them may not be as difficult as you think.

Finally, a few words about calibration. Forget about conventional signal-generator alignment procedures. This unit can be aligned using only the built-in error indicator, and a receiver that can pick up one of the WWV trans-

## Synthesized RF Generator

GARY McCLELLAN

*The Programma-2 synthesized RF generator can be built for about \$100, yet offers many of the same features found on commercial units costing over \$3000.*

generator with many commercial features. You get crystal-controlled accuracy at any frequency you select—typically  $\pm 0.0005\%$ , short term. What that means is that if you set the unit for 30.01 MHz, the output is 30,010,000 Hz  $\pm 150$  Hz!

Since the unit is crystal controlled and incorporates a frequency synthesizer, any frequency you select will be locked tightly. The prototype drifts less than 10 Hz from a cold start—in an hour of operation. After that, any drift that occurs is negligible.

As far as features are concerned, this project covers a basic frequency range of 3 to 30 MHz in 10-kHz steps. Flip a switch and you get 300 kHz to 3 MHz in 1-kHz steps. Thus, this RF generator covers the frequencies most often used for IF/RF alignment, and for general experimentation. In addition, its RF

generators, and that makes some tests (like checking sensitivity) very difficult.

Other features include adjustable RF output, switchable AM/CW operation, and an error indicator.

Construction isn't too difficult, despite the device's many features. The electronics are on three PC boards. RCA-type connectors are used to simplify interconnecting the boards and to make adjustments or servicing easier in the future. The boards are all single-sided (most synthesizers require double-sided boards to keep system noise down) and can be easily made (or purchased—see Parts List).

All components used in this project have been on the market for at least three years, so you should have few problems in obtaining them. The tuning diodes (D201-D203 on the VCO board) may be difficult to locate. If that is the

mitters. A frequency counter is helpful, but not necessary.

### About the circuit

Let's get acquainted with the Programma-2 RF generator by taking a look at the circuitry. The boards contain a number of different circuits, and the time spent discussing them should pay off. It's hard to build an advanced project like this without knowing much about it. One thing though: you should have a basic knowledge of how frequency synthesizers work to appreciate this discussion. If you have followed my previous articles on synthesizer-type projects (see the June 1980, July 1980, and October 1980 issues of *Radio-Electronics*) you should have no problems.

This device is built on three PC boards—VCO, control, and switch (see Fig. 1). The VCO (Voltage-Controlled

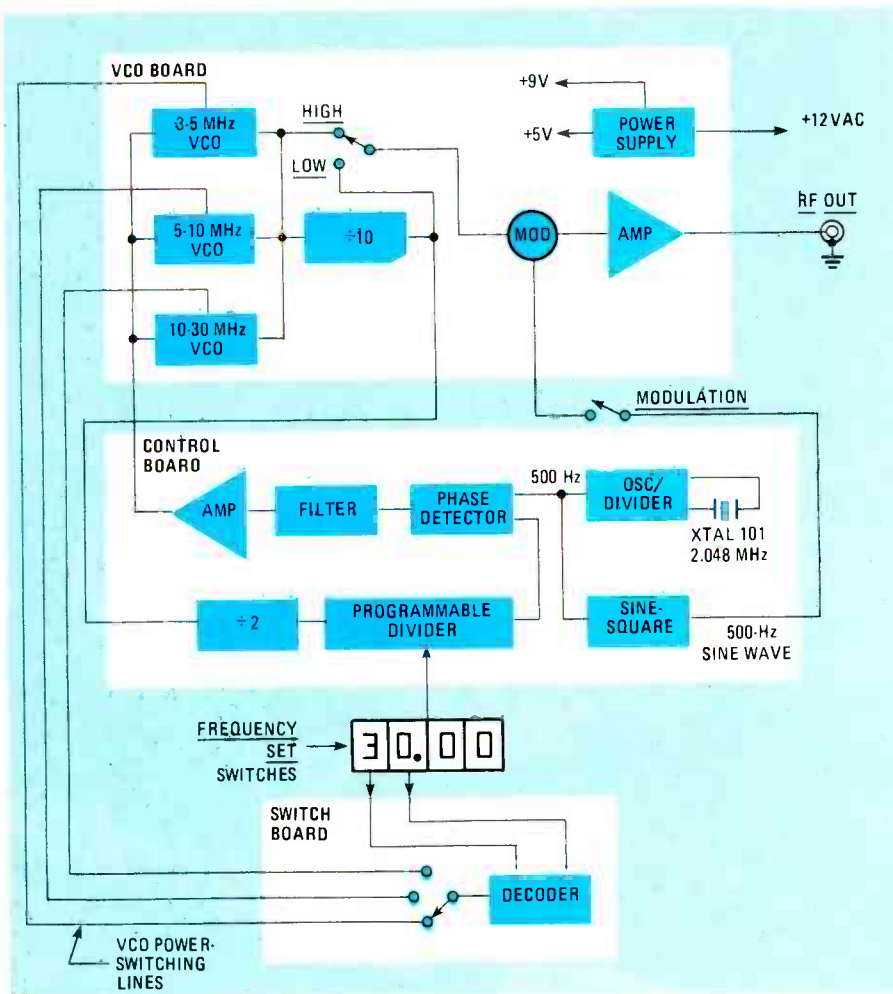


FIG. 1—RF SIGNAL GENERATOR consists of three main sections: control board, VCO, and switch decoder.

Oscillator) board contains the RF-generating circuitry, a divider, an amplitude-modulation circuit, an RF power-amplifier and a power supply. That sounds like quite a bit, but actually each circuit block is very simple. The whole thing uses seven IC's and 1 transistor.

Next comes the control board, which contains a  $\div 2$  divider, a programmable divider, a crystal-controlled reference, a phase detector, loop filter, amplifier, and sinewave converter. All that circuitry is compressed into six IC's and 1 transistor. Isn't IC technology wonderful? It would normally take a big card cage full of boards loaded with discrete components to replace just those small boards!

The last board is the switch board that contains a decoder and switches power to the proper VCO circuit, depending upon frequency.

Let's discuss each board in general, and then cover the control board specifically. The other boards will be discussed in greater detail later.

As you can see from Fig. 1, the VCO board contains the RF-generating circuitry. Three separate VCO's are required to cover a frequency range of 3 to 30 MHz because of the limitations of

the tuning diodes used to set the frequency. It is prohibitively expensive today to make a single VCO sweep the entire range; 3 VCO's simplify things and keep the cost down. Following the VCO's, there is a simple divide-by-10 circuit that reduces the VCO frequencies to values needed by the control board. (Also, the output from the divider provides IF range frequencies, extending the range of this instrument down to 300 KHz)

The RF-output range is selected by the HI-LO switch. From that point, the RF signal goes through an amplitude-modulation circuit, which can add a 500-Hz tone to the signal if desired. The RF is amplified by a single-stage amplifier and goes to the RF-OUTPUT connector. The remaining circuitry on this board is a simple 5-volt and 15-volt power supply; the 5-volts is for on-board circuitry, while the 15-volts is for the control board.

The control board is an extension of the VCO board. It receives the divided-down signal from the VCO board, and divides it again by 2. This supplies a signal that the programmable divider can handle easily; such devices trade off speed for programmability. The programmable divider divides the input

## PARTS LIST CONTROL BOARD

All resistors  $\frac{1}{4}$  watt, 5%, unless otherwise noted

- R101-R115, R123, R124, R131—100,000 ohms
- R116, R119—10,000 ohms\*
- R117—2200 ohms
- R118—47 ohms\*
- R120—150 ohms\*
- R121—1 megohm
- R122—68,000 ohms
- R125, R126—33,000 ohms
- R127—100 ohms
- R128—5,000 ohms, trimmer potentiometer, horizontal PC-mount

### Capacitors

- C101—0.001  $\mu$ F, ceramic disc
- C102, C103, C114, C115—0.1  $\mu$ F, 50 volts, Mylar\*
- C104—22  $\mu$ F, 16 volts, tantalum\*
- C105—100  $\mu$ F, electrolytic, 16 volts
- C106-C108—0.1  $\mu$ F, 16 volts, ceramic disc
- C109—100 pF, ceramic disc
- C110—220  $\mu$ F, 6.3 volts, electrolytic
- C111—5-35 pF trimmer (E.F. Johnson 275-0430-005 or equivalent)
- C112—39 pF, mica
- C113—68 pF, mica
- C116—0.001  $\mu$ F, 50 volts, Mylar

### Semiconductors

- IC101—CD4013 dual D flip-flop with set/reset
  - IC102—CD4059 programmable divide-by-n counter
  - IC103—CD4046 phase-locked loop
  - IC104—78L05 five-volt, 100 mA, regulator
  - IC105—CD4060 14-stage rippled counter
  - IC106—CA3130AE op amp (RCA)
  - Q101—2N3906 PNP
  - Q102—MPS-A13 Darlington, NPN
  - D101—1N5229 4.3-volt, 500 mW, Zener diode
  - XTAL101—2.048 MHz, 32 pF parallel-mode,  $\pm 0.005\%$ , HC-33/U case
  - S1-S4—BCD thumbwheel switch (C&K 332110000 or equivalent)
  - J101—8 pin IC socket
- Miscellaneous:** PC board, IC sockets, 4-conductor ribbon cable, wire, solder, etc.

\*Do not substitute

A complete set of three boards for the **Programma-1** is available for \$22.00 ppd. from: **Technico Services, PO Box 20HC, Orangehurst, Fullerton, CA 92633, CA residents please add 6% tax; foreign orders please add \$3.00 for shipping. Order No. SSG-1.**

A complete set of **parts**, excluding boards, crystal, transformer and case, is available for \$112.00 ppd. from: **Circuit Specialists, Inc., PO Box 3047, Scottsdale, AZ 85281. Order No. KT-5. Phone orders (800) 528-1417; all other inquiries (602) 966-0764. AZ residents please add tax.**

**Crystal** (see Parts List) may be obtained from: **JAN Crystals, 2400 Crystal Dr., Ft. Myers, FL 33906. (813) 936-2397.**

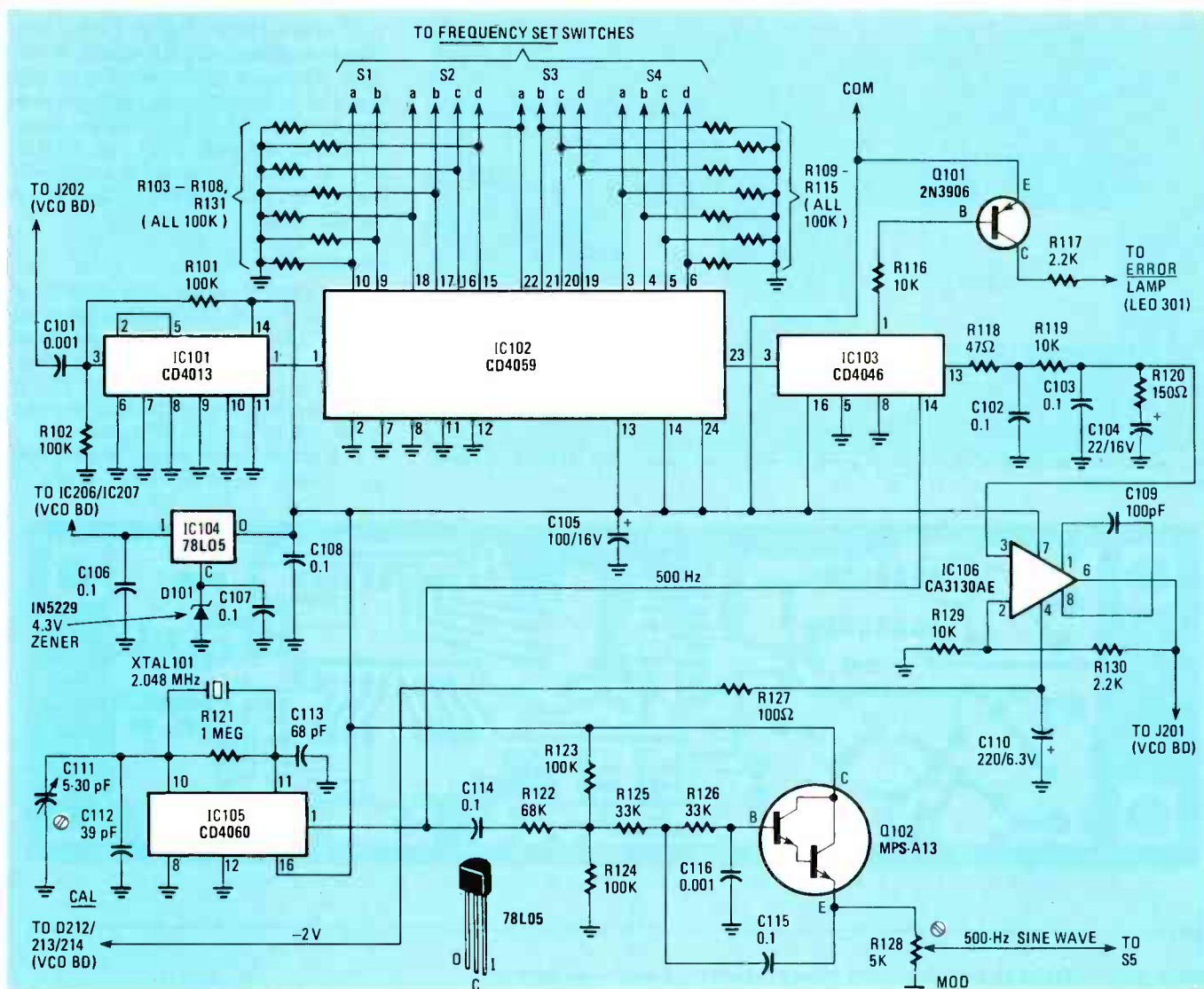


FIG. 2—HEART OF THE CONTROL BOARD is a programmable divider, IC102, used to determine the signal generator's output frequency from the switch settings.

frequency by whatever divisor has been set by the frequency switches, and outputs the resulting signal to the phase detector.

Meanwhile, a crystal-controlled clock circuit generates a 500-Hz signal that drives the phase detector. The detector compares the two signals and outputs error information to the filter, which removes any trace of 500-Hz signal. The DC voltage from the filter is fed to the amplifier, which raises it to levels suitable to drive the VCO's. Thus, the synthesizer loop is completed, and can generate RF signals set by the frequency switches. The remaining circuitry is a square-to-sine-wave converter. All it does is convert the 500-Hz clock-circuit pulses into a 500-Hz sine wave that drives the amplitude modulator, giving a clean-sounding tone.

The switch board is another extension of the VCO board. It selects the one of the three VCO circuits that matches the FREQUENCY-SET switch positions. For example, when frequencies between 03.00 and 05.00 are

set on the switches, the 3-5 MHz VCO circuit is selected. Selection of the appropriate VCO is done by decoding the switch positions with a simple CMOS decoder on this board. The appropriate VCO is selected by switching power to it.

### Control board theory

Let's discuss the first board to be built. Refer to the control board schematics, Figs. 2 and 3, for details as you read about it. The board uses CMOS IC's throughout. This type of design is used not only to keep power consumption down, but to minimize noise as well. CMOS logic tends to be a lot less noisy than TTL and the RF signal is cleaner. Besides that, CMOS blocks like the CD4059 programmable divider are far easier to work with than their TTL counterparts!

The circuit is quite straightforward. The divided-down RF signal is fed to the board's DIV input and drives IC101, a CD4013 divide-by-2 flip-flop. The input circuitry, C101 and R101/R102, is

interesting—it acts as a level-translating interface. The signal at the DIV input is TTL level (0- or 5-volts) and all logic levels on the control board are 0- or 9-volts. Those components bias the CMOS flip-flop to the point where a TTL signal will drive it. The divided output from the flip-flop drives IC102, a CD4059 programmable divider. It divides the input signal by a frequency determined by the settings of the FREQUENCY-SET switches, and outputs the result.

Right now, that IC is one of the simplest and most effective (read "fool-proof") ways of making a programmable divider. The output drives IC103, a CD4046 phase detector. The IC compares the signal from the divider with a 500-Hz reference, and outputs correction pulses to a loop filter that smooths them into a DC voltage. That's the job of C102-C104 and R118-R120. The phase detector also has an output that goes low when the two inputs are unequal. That drives transistor Q101 and lights the ERROR lamp on the front

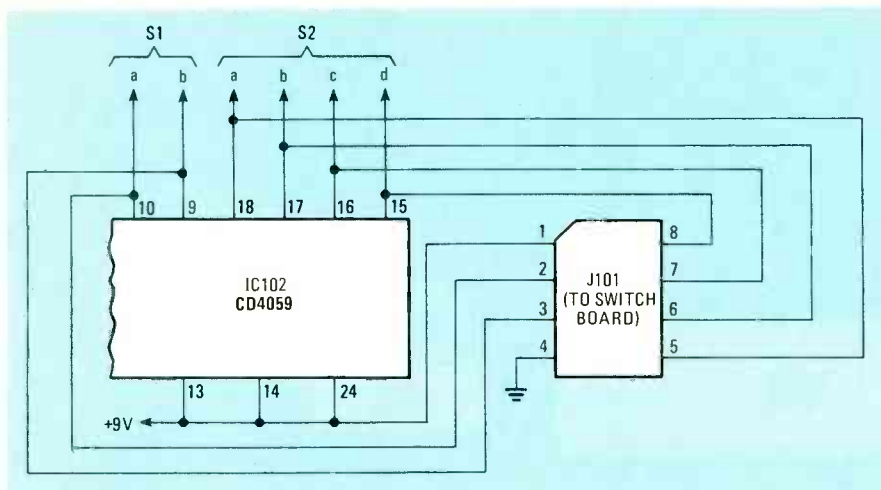


FIG. 3—PARTIAL SCHEMATIC of the control board, showing connections to J101 (to which the switch board connects).

VCO board where it can be used to amplitude-modulate the RF signal, if desired. Rounding up the circuitry on this board is a simple 9-volt regulator that uses IC104, a 78L05 5-volt device. Since 9-volts is required, D101, an 1N5229 4.3-volt Zener, is inserted in series with the regulator to raise the voltage to the correct value.

**Construction**

The control board foil pattern is shown in Fig. 4. (A complete set of all three PC boards is available for those who do not wish to make their own. See Parts List.) Do not attempt to use point-to-point wiring techniques—the result will be a noisy RF signal.

A few tips on the quality of parts you use should be mentioned. When it

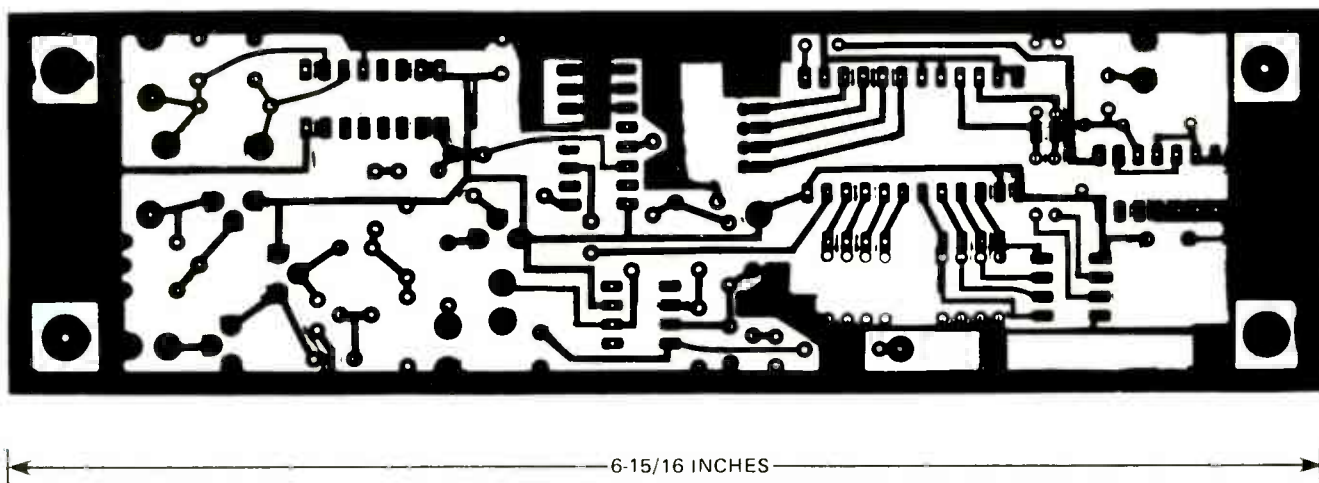
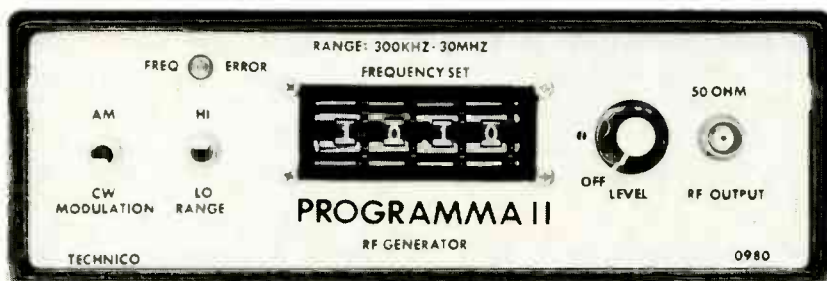


FIG. 4—FOIL PATTERN for the control board. Prepared boards are available—see Parts List.



FRONT PANEL of the completed Programma-2 synthesized RF generator. Its layout gives the unit a professional appearance.

comes to substitutions, this project will tolerate *some* departure from the values called out. However, it isn't a good idea to make substitutions for the parts marked with an asterisk in the Parts List. Most of those components are in the loop filter, and deviations in value or quality will affect performance. Be sure you use Mylar capacitors where specified (those green capacitors often found in transistor radios). Also be sure to use tantalums where called for; other types may be too leaky and that will make the RF signal noisy. Be sure to get top quality parts and the instrument should give excellent performance and long life.

You may want to order the 2.048-MHz crystal right away. Generally, such crystals are made to order, and it takes about a month to get them. Give the supplier the specifications for XTAL101, and you should have one shortly. Price? About \$5.00.

Next month, we'll finish building the Programma-2's control board and show you how to connect the unit's front panel FREQUENCY-SET switches to the board.

R-E

panel. The user can easily tell if the instrument is putting out the right frequency or not.

The loop filter's output drives IC106, a CA3130 op-amp. That device is used to increase the voltage from the loop filter so that it can drive the tuning diodes on the VCO board. It's just a non-inverting amplifier with a gain of 2.2.

The 500-Hz reference signal is generated by IC105, a CD4060 oscillator/divider circuit. That IC has a Pierce crystal-oscillator that works with


XTAL101 to produce a 2.048-MHz signal. The signal is divided down to 500 Hz by a set of binary dividers. The 500-Hz output serves as the phase-detector reference, as outlined earlier, and generates clock pulses for the square-to-sine-wave converter.

Capacitor C114 and resistor R122 integrate the squarewave into a rough triangle wave that is then filtered into a smooth sinewave by the Q102 circuitry. The output, which appears at the MOD terminals, goes back to the



# BUILD THIS

# Musical Horn



# For Your Car

FRED BLECHMAN and  
DAVID McDONALD

*It's said that "music hath charms to soothe the savage beast." Build this musical horn for your car and find out whether that's true during rush hour.*

THE FIRST AUTOMOBILES, TRAVELING AT the breathtaking speed of 15 miles per hour, used warning horns operated by squeezing a large rubber bulb to force air through an orifice. As the car evolved so did the horn, going through the "aah-oog-aah" mechanical contraption to the standard electronically-operated-diaphragm horn that has been in use for years. Now you can move into the space age by building your own electronic musical horn for under \$35.

The Musical Horn is designed for 12-volt vehicles and uses digital integrated circuits and programmable read-only memories (PROM's) to generate virtually any desired tune, depending on the PROM's installed. Pre-programmed PROM's are available for several tunes (see parts list). The popular "La Cucaracha" is described in detail here.

### How it works

You don't have to understand how the Musical Horn works to use it. The discussion that follows is expressed in lay terms for the electronics-oriented non-musician, to describe how the digi-

tal circuitry creates the musical notes. Music is composed of sound of specifically related frequencies (notes) that are sustained for particular durations (beats). Consequently, if we can generate those frequencies in proper relationship to each other, and provide a means to control their duration, we can make music!

### The musical scale

There are several different musical scales (tone-series with specific frequency relationships) in use throughout the world. In the United States, the standard scale is the Equally Tempered Chromatic Scale, using the American Standard pitch of A=440 Hz. By definition, the frequency of each note is exactly  $2^{1/12}$  (two-raised-to-the- $1/12$ th-power or 1.0594631) times the preceding note. This is most easily shown on a piano keyboard, a section of which is illustrated in Fig. 1 with the frequency of each key. The circled numbers are reference numbers for use later.

Our challenge is to generate electronically a range of specifically related fre-

quencies. Obviously, separate oscillators could be used—a very expensive and complicated approach. Or, we could have a single master oscillator and provide numerous "taps"—using resistors or capacitors—to generate each note. That approach is used in many inexpensive toy electronic organs. We're going to do it digitally, though... and without a keyboard.

The approach used here is shown in block-diagram form in Fig. 2. Twelve-volt car-battery power is regulated to supply 5-volts to all IC's. A variable low-speed clock triggers an 8-bit up-counter that is initially set to zero when power is applied. The counter's binary output sequentially addresses a 256-location "song" PROM. Each location contains a 4-bit binary code that defines which of 16 possible notes should be generated at that moment.

The 4-bit binary code that appears on the output of this PROM is the "note command" code, and is directed to one set of inputs of a data comparator. Meanwhile, a variable high-speed clock strobes another 8-bit up-counter whose

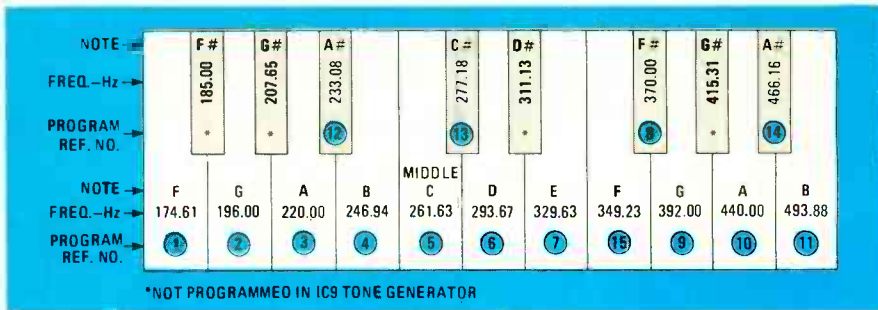


FIG. 1—1½ OCTAVES on a piano-style keyboard. Circled numbers refer to values contained in the tone-generation program.

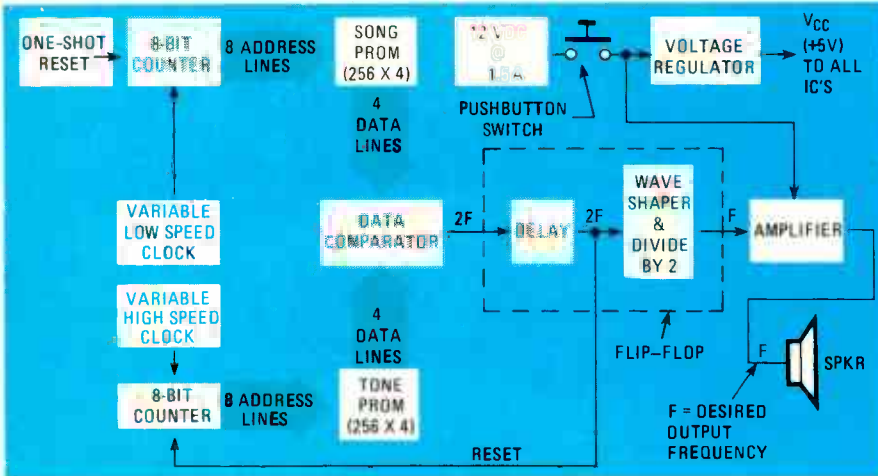


FIG. 2—HEART OF THE MUSICAL HORN is the data comparator, which determines when, and for how long, each tone will sound.

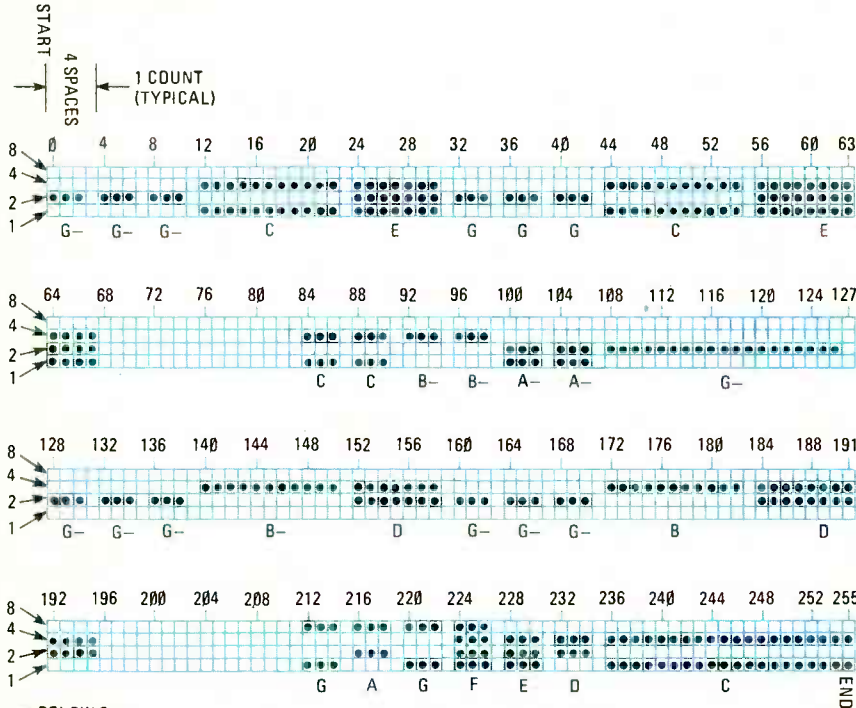


FIG. 3—SONG PROGRAM for "La Cucaracha." Program starts at upper left. Dots represent logic-highs; blanks, logic-lows.

binary output sequentially addresses a "tone" PROM with 256 locations. Certain specific addresses in this PROM contain a 4-bit code that corresponds to one of 15 possible tones, or a space (no tone). At these specific note locations, the 4-bit code for the desired note appears at the PROM's output, and is di-

rected to the other set of data-comparator inputs.

When the two data comparator inputs correspond exactly, the comparator outputs a pulse to a flip-flop used as a delay element and wave-shaper. The output of the delay portion of the flip-flop passes the pulse back to the high-

speed 8-bit counter and resets it to zero. The second section of the flip-flop changes the pulse to a square wave at one-half of the pulse frequency. The square wave is then amplified and fed to a speaker. The transistor amplifier is operated directly from the 12-volt supply.

What all this amounts to is that the low-speed clock and song PROM determine the specific notes and duration, while the high-speed clock and tone PROM generate each desired note by counting the number of cycles to reach an addressed memory location. This will become clearer as we go through the circuit in detail.

### How it works

Figure 4 is the schematic of the horn. A 555 astable multivibrator, IC1, with C1, C2, R1, R2, and R3, generates pulses at pin 3. Their frequency is determined by the setting of R1, the TUNE-SPEED control. It takes 256 pulses for an entire tune, and you can control how fast the complete tune plays by setting R1—from very slow (27 seconds) to very fast (2.3 seconds).

Two 7493's, IC4 and IC5, are cascaded to form an 8-bit counter. The pulses from IC1 clock IC4, a divide-by-16 binary counter. The Q0, Q1, Q2 and Q3 outputs go to IC8 to address the least-significant four bits—A0, A1, A2, and A3, of the 8-bit input. The Q3 output of IC4 (every 16th pulse) also clocks IC5, another divide-by-16 counter, whose Q0, Q1, Q2 and Q3 outputs form the most-significant four bits—A4, A5, A6, A7—to complete the addressing to IC8. Wherever power is applied (switch S1 held closed) IC2 puts out a momentary logic-high pulse at output Q, which resets both IC4 and IC5 to zero. Now each clock pulse from Q of IC1 causes the address to IC8 to advance by one location, from zero to 255. The outputs of IC8, data lines D0, D1, D2 and D3, are inputs to data comparator IC10 at A0, A1, A2 and A3.

### The song program

Looking back at Figure 1, notice that most keys have a circled number indicated, as well as a frequency. The circled number is a decimal number from 1 to 15 to represent that particular note. Zero is no note—that is, silence. Not all the keys are numbered, since the 4-bit binary code used in programming these numbers only allows for 0-15 in decimal.

The number 5, for example, represents middle C (261.63Hz). Now look at Fig. 3, the actual programming of IC8 for "La Cucaracha". Start at the lower left corner. The first horizontal row is memory address 0. Each row shows four vertical columns. Each column has a decimal value, going from left to right, of 8, 4, 2, and 1. You may recognize this as a binary sequence, or a 4-bit binary code. A black dot in a column signifies a

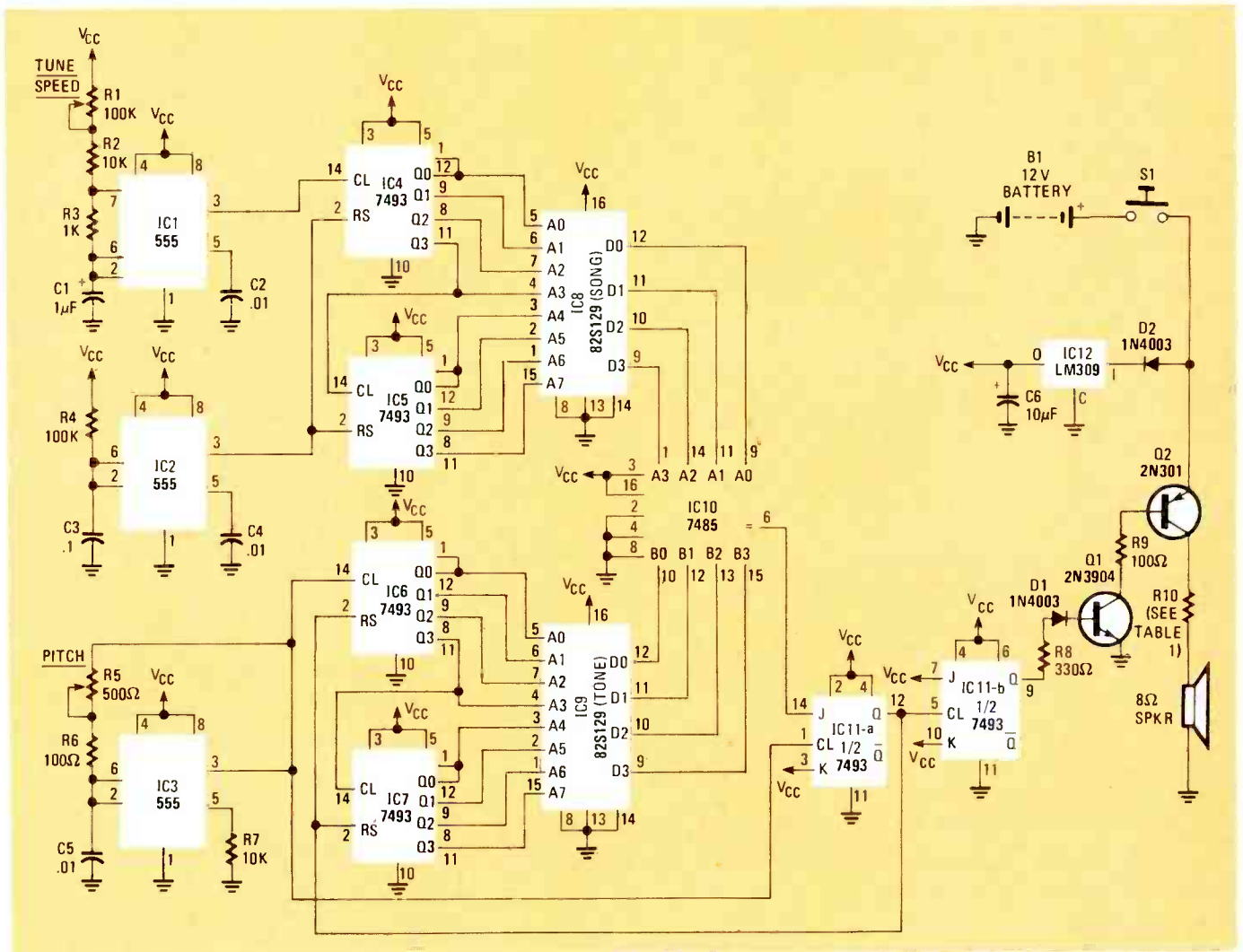


FIG. 4—MUSICAL HORN SCHEMATIC. Transistor Q2, a 2N301, is a special germanium type—do not attempt to use a silicon-type in its place.

### PARTS LIST

#### Resistors 1/4-watt, 5% unless otherwise specified

- R1—100,000 ohms, potentiometer
- R2, R7—10,000 ohms
- R3—1000 ohms
- R4—100,000 ohms
- R5—500 ohms, potentiometer
- R6, R9—100 ohms
- R8—330 ohms
- R10—see Table 1

#### Capacitors

- C1—1  $\mu$ F, electrolytic
- C2, C4, C5—0.01  $\mu$ F, ceramic disc
- C3—0.1  $\mu$ F, ceramic disc
- C6—10  $\mu$ F, electrolytic

#### Semiconductors

- IC1-IC3—555 timer
  - IC4-IC7—7493 4-bit binary counter
  - IC8, IC9—N82S129 or equivalent 256  $\times$  4-bit PROM (see below)
  - IC10—7485 4-bit magnitude comparator
  - IC11—7473 dual JK master/slave flip-flop
  - IC12—LM309K, LM340K or 7805K 5-volt regulator
  - Q1—2N3904 or similar
  - Q2—2N301
  - D1, D2—1N4003, 200 PIV
  - S1—N.O. momentary pushbutton switch
- Miscellaneous:** PC board, 8-ohm speaker or horn, IC sockets, hardware, etc.

**NOTE:** The following are available from PPG Electronics, Dept. RE, 14663 Lanark St., Van Nuys, CA 91402: Complete kit including PC board and all parts except case and IC8 (No. 1082), \$39.95; PC board only (No. 782), \$11.95; IC9 tone PROM (PPG-0), \$6.95; IC8 song PROM ("Cucaracha": PPG-1, "Dixie": PPG-2, "Charge": PPG-3), \$6.95 each; 2N301 output transistor, \$1.99. Add \$2.00 shipping & handling for orders within U.S. CA residents please add 6% tax.

"1" or logic-high output; a blank indicates a "0" or logic-low output. The "1" column corresponds to data line D0 of IC8; the "2" column controls data line D1; "4" controls D2, and "8" determines the output at D3. Putting all that together, the black dots for each row (memory address) of IC8 determine the logic states of the four data-output lines. When IC4 and IC5 input an address to IC8, what they do in effect is to look at the contents of that address and

set the output data lines to the corresponding logic levels.

Confused? Well, another sketch (Fig. 5) and some examples will help. The musical notation shown in Fig. 5 is non-conventional in some respects, but more easily understood by non-musical readers. A "solid" note with a stem is 1 beat, which occupies four memory addresses in the song IC (IC8). An "empty" note with a stem is 2 beats, and needs 8 memory addresses. The

legend shows the other symbols and the number or beats associated with them. Each note is shown conventionally on the staff; C is shown one line below the staff, for example. The numbers above the staff represent beats—a total of 64 for the entire tune. (64 beats times 4 addresses per beat equals the total of 256 addresses in IC8).

Looking at Fig. 3 again, we see that address 0 (binary 00000000 from IC4 and IC5) contains a black dot in only the

"2" column. This means that the 4-bit binary code for 2 (0010) will appear at the output data lines of IC8. The number "2" corresponds here to the note "G" (below "C") in Fig. 1 and is also the first note shown in Fig. 5, with a duration of 1 beat. Remember, 1 beat takes 4 memory locations in the song chip. However, the end of each note is cut off one-quarter beat short to signify the end of that note, so only address locations 0, 1, and 2 are programmed with a "2". Location 3 is blank—silence. Locations 4, 5, and 6 and then 8, 9, and 10 also hold a "2" in memory. This means that, so far, three distinct "G" notes have been commanded, each with a single beat duration (beats 1, 2 and 3), just as shown in Fig. 5.

The next note we want is a "C" for beats 4, 5, and 6. That begins at IC8 memory address 12 (binary input from IC4 of 1100 and from IC5 of 0000). Here, black dots are in columns 4 and 1, for a binary output from IC8 of 0101, decimal "5." This corresponds to "C" in Fig. 1. The note duration continues through IC8 address 22, followed by a zero at address 23 to cut off the note after 3 beats. Addresses 24 through 30 play the note "E" (decimal "7" in Fig. 1) for 2 beats as shown by the Fig. 5 score. "Rests," such as beats 18 thru 21, are simply blank memory locations for that duration.

The tune program continues through address 255 and then starts again at 0.

### Tone generation

So far, IC8 has defined the note and duration commands, but how do the notes actually get generated? Refer back to the schematic (Fig. 3).

Another 555, IC3, with capacitor C5 and resistors R5, R6, and R7, generates pulses at pin 3 at a frequency determined by the setting of PITCH potentiometer R5. Those pulses are from 500 to 1000 times faster than the tune-speed pulses from IC1. The IC3 pulses clock binary counter IC6, which cause IC6 and IC7—another pair of 7493's—to up-count in the same manner as described earlier for IC4 and IC5. The 4-bit binary outputs of IC6 (least-significant bits) and IC7 (most-significant bits) form an 8-bit address word for IC9, another 256 × 4 PROM. That PROM is specially programmed to generate tones. Figure 6 shows the memory locations for each note in IC9. Here's how a tone is generated:

As IC6 and IC7 count upwards at the frequency generated by IC3, the output of IC9 at each count is that contained by the memory location addressed at that instant. That output is fed from data lines D0, D1, D2, and D3 to the B0, B1, B2, and B3 inputs of IC10, a 7485 data comparator. Remember that the binary output of IC8 at that point is being fed to the "A" inputs of IC10, which is looking for an exact match at its "A" and "B"




FIG. 5—SIMPLIFIED SCORE for "La Cucaracha." Horizontal rectangles represent "rests"—periods when no music is played.

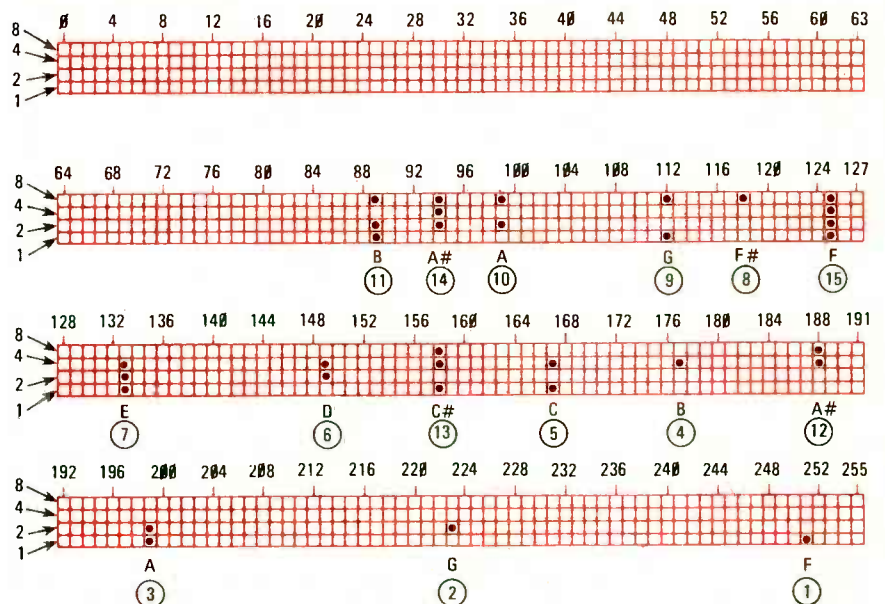


FIG. 6—TONE GENERATOR program. Start reading at upper left. The lower the number assigned to a note, the lower its frequency (see text).

inputs. Only when the "A" and "B" inputs of IC10 are identical does IC10 generate a logic-high output at pin 6. As IC6 and IC7 address the memory locations of IC9, most locations are "blank" (all zeros). Finally, at decimal address 89 the binary number 1011 appears (decimal 11 or musical note "B" in Fig. 1). This is, at that moment, the "B" input to IC10. If the "A" input also has this same input (1011) then pin 6 of IC10 goes high, and IC6 and IC7 are reset to zero by a pulse from pin 12 of IC11-a. If, however, the "A" input is not 1011, but

instead is the command for a different note, then IC6 and IC7 keep counting upward. Decimal address 94 contains the binary code 1110 (decimal 14), which would be the next lower frequency musical note, "A#," in Fig. 1.

We'll finish discussing how the Musical Horn generates tones when we conclude this article next month. We'll also give you some pointers that will help make building and troubleshooting the circuit much easier. After all that's done, we'll show you how to mount the Musical Horn in your car. R-E

# BUILD THIS

**Part 3** BEFORE YOUR COMPUTER can communicate using the modem you've constructed, it has to be programmed to behave like a terminal. Let's take a close look at the software that's needed.

## A terminal emulator

Here is a very simple terminal emulator. You should be able to fit this small software package into a corner of PROM if you wish. It is simple enough for most novices to be able to adapt it to their particular situations quickly. While by no means sophisticated, it is an excellent tool for becoming familiar with time-sharing systems and with the hardware and software treatment of serial communications. We will present it in machine language but most users will be able to program the same routines in BASIC.

The fundamental concern in the package is to use existing software whenever


possible. Thus we assume that a command interpreter and parameter-parser (the parser evaluates an expression such as " $n = a + b \times c$ ", determines what operations are to be performed in what sequence, and provides the proper instructions to the microprocessor) are available elsewhere in the system—for example in the operating system or the monitor. That not only shortens development time and eases the patching to machine-dependent I/O devices, it also allows the finished product to become an integrated part of the existing software. The user may simply issue a command rather than have to load a subsystem, transfer control to it, and then, finally, issue that command.

The terminal-emulator software uses nine two-letter commands. Eight of those, shown in the flowchart in Fig. 16, select various options. The ninth (see Fig. 17), invokes (calls into action) the

emulator itself. A glossary is provided to clarify terms used in the description that follows that may not be familiar to you.

The baud rate is set by the command "SS *nnnn*" where "SS" instructs the software to set the baud rate and "*nnnn*" is a hex number corresponding to the divisor that will derive the correct baud rate from the baud-rate generator. The commands "S1" and "S2" select one or two stop-bit formats, respectively. The recognition character is set by the command "RC *n*" where "RC" tells the program that the recognition character is about to be set, and "*n*" is the hex value of that character. Odd or even parity is set by "PO" or "PE" and, finally, the echo source (remote or local) is set by "RE" or "LE."

These few commands may be more than you need. The baud rate, for instance, is probably already controllable by your hardware or software. The source



## \$60 MODEM

*Although your modem is complete and working, one obstacle remains between your computer and the outside world—software! Here's a software package that includes everything your computer needs for serial communications.*

ROBERT WARD

AUGUST 1981

57

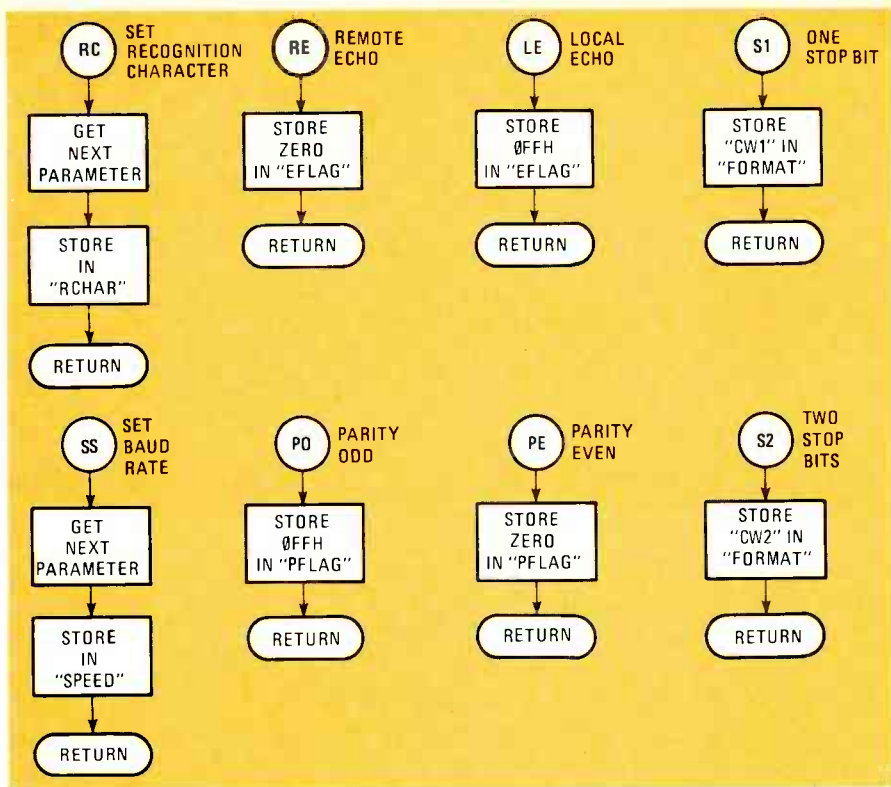


FIG. 16—EIGHT OF THE NINE two-letter commands used in the terminal emulator select the options.

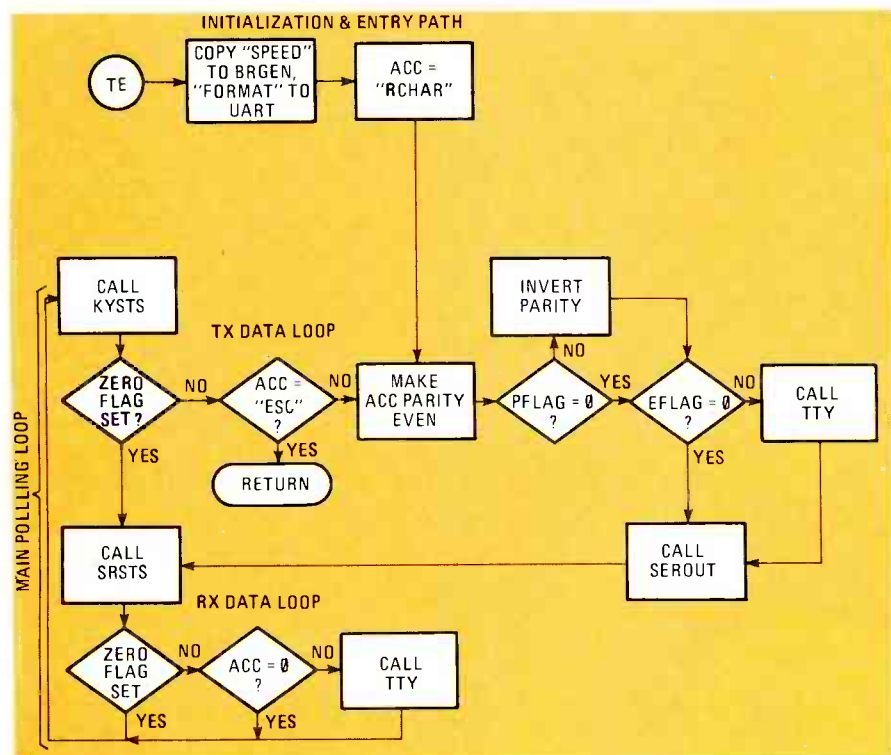


FIG. 17—A MAIN POLLING LOOP, a TX data loop, and an RX data loop comprise the terminal emulator. The command "TE" invokes the emulator.

gramming technique, parity is set by the software, rather than the UART, although most UART's are capable of performing this function themselves. We have included a test in the receive data-path to eliminate the nulls often sent as line-feed delays. That is a peculiarity necessary for the correct operation of our own teletype simulator. If you need that, you may also find that you need to expand it to test for and ignore other such characters, notably the ASCII "DEL" (7F hex).

In order to make the emulator as transparent to the user as possible, it retains control until the ASCII character "ESC" (1B hex) is typed. If you don't have that character on your keyboard, you will need to select a replacement. Choose it carefully. You want to avoid conflicts with other special-meaning characters, not only those used by your system, but also those used by the "answer" station.

The package is really just a collection of short subroutines to be called by your command interpreter. That means that the exact command syntax is determined by the command syntax you now use. You must avoid conflicts among the new commands and your existing command vocabulary.

Each command routine begins by pushing the command interpreter's starting address onto the stack. That allows a RETURN statement to send control back to the interpreter. Figure 18 shows a simplified flowchart of the typical interpreter to help you in understanding and identifying the routine involved. In that illustration, parameters are not parsed and assigned values until needed by the "action" routine.

The emulator shown in Fig. 17 may be broken down into five units. The main loop has only four steps. It polls first the keyboard and then the serial-input port. If data is available at either source, an appropriate service path (either RX DATA LOOP or TX DATA LOOP) is invoked. Those two paths are the two largest units in the routine. Finally there is a short exit path and an initialization-entry path.

In adapting those routines to your machine, the first step is to study the hardware. Get your manuals, find the data sheets on your UART and baud-rate generator IC's, and study the I/O drivers in your computer's software.

In investigating the baud-rate generator you must determine if it has a control register and, if so, how to select the appropriate mode of operation. You must learn the address of the control register and determine whether the baud-rate generator requires any initialization or clearing procedure.

You must identify the address of the baud-rate generator's data register. Most of those data registers will accept two bytes of data that may or may not be

of the echo may also be controllable, if not locally, then by issuing a command to the "answer" station. Most users will prefer to run at 300 baud all the time, which usually implies sending only one stop bit. Finally, we have never encountered an installation using odd parity. Thus you may want to set those options in the emulator permanently and implement only TE.

The terminal-emulator program supplied in assembly language in Table 2 should run on most 8080 and Z80 systems (ours uses an 8080). The program assumes that certain subroutines, or their equivalents, are included in your computer's monitor. Those subroutines are described in Table 3.

To eliminate some machine-dependence, and to illustrate a useful pro-

TABLE 2

```

*
* MANIFESTS USED THROUGHOUT THE PACKAGE
*
CW1      EQU    XX      INSERT THE VALUE WHICH
*                               SELECTS THE FOLLOWING
*                               FORMAT WHEN WRITTEN TO
*                               YOUR UART: 1 START BIT, 8
*                               DATA BITS, NO PARITY, 1
*                               STOP BIT.
CW2      EQU    XX      SAME AS ABOVE EXCEPT
*                               SELECTS 2 STOP BITS
STATUS   EQU    XX      THE SERIAL STATUS
*                               REGISTER'S ADDRESS
SCONT    EQU    XX      ADDRESS OF THE SERIAL
*                               CONTROL REGISTER
SIN      EQU    XX      ADDRESS OF THE SERIAL
*                               RECEIVED DATA REGISTER.
*                               ALL SERIAL REGISTERS ARE
*                               PROBABLY LOCATED IN A
*                               UART
BCONT    EQU    XX      INSERT ADDRESS OF YOUR
*                               BAUD RATE GENERATOR'S
*                               CONTROL REGISTER
BDATA    EQU    XX      INSERT ADDRESS OF YOUR
*                               BAUD RATE GENERATOR'S
*                               DATA REGISTER
BMODE    EQU    XX      MAY NOT BE NECESSARY.
*                               WITH 8253 FOR BAUD RATE
*                               GENERATOR, THIS VALUE
*                               SELECTS DESIRED MODE OF
*                               OPERATION
ESC      EQU    1BH     ASCII ESCAPE CHARACTER
NULL     EQU    0       LINE FEED DELAY
*                               CHARACTER

```

\* MEMORY ALLOCATION, DATA STRUCTURE DEFINITION

```

*
SPEED    DS     2       STORAGE FOR CURRENTLY
*                               SELECTED BAUD RATE
*                               DIVISOR
EFLAG    DS     1       SOFTWARE FLAG. ZERO INDI-
*                               CATES REMOTE ECHO.
PFLAG    DS     1       SOFTWARE FLAG. ZERO
*                               SELECTS EVEN PARITY.
RCHAR    DS     1       STORAGE FOR RECOGNITION
*                               CHARACTER
FORMAT   DS     1       STORAGE FOR SELECTED
*                               CONTROL WORD

```

\* INITIALIZATION OF THE UART AND BAUD RATE GENERATOR ARE PERFORMED HERE. CONTROL TRANSFERRED TO TX LOOP SO THAT RECOGNITION CHARACTER MAY BE SENT BEFORE MAIN POLLING LOOP IS ENTERED.

```

*
NEWACT   MVI    A,BMODE  SELECT BAUD RATE GENER-
*                               ATOR MODE
*                               (8253 ONLY)
          OUT    BCONT    /
          LXI    H,SPEED  /
          MOV    A,M      /GET LSB OF DIVISOR
          OUT    BDATA    WRITE TO BRG DATA
*                               REGISTER
          INC    H        /
          MOV    A,M      /GET MSB OF DIVISOR
          OUT    BDATA    WRITE TO BRG DATA
*                               REGISTER
          LDA    FORMAT   /
          OUT    SCONT    /SET UP UART
          LDA    RCHAR    GET RECOGNITION
*                               CHARACTER
          JMP    NA2A     TRANSMIT IT

```

\* THESE TWO INSTRUCTIONS ALONG WITH THE TWO AT NA2 CONSTITUTE THE MAIN POLLING LOOP

```

NA1      CALL   KYSTS
          JZ     NA2      SKIP TXLOOP IF NO DATA

```

```

*
*                               READY
*
* THE FOLLOWING PATH TRANSMITS A BYTE OF DATA FROM
* THE KEYBOARD

```

```

TXLOOP   CPI    ESC      /
          RZ      / CHECK FOR TERMINATION
*                               REQUEST
          NA2A   ORA    A   SET HARDWARE FLAGS
          JPE   NA3      /
          XRI   80H     / CREATE EVEN PARITY
          NA3    MOV    B,A  SAVE DATA
          LDA   PFLAG   GET SOFTWARE FLAG
          ORA   A       SET HARDWARE FLAGS
          MOV   A,B     RETRIEVE DATA
          JZ    NA4     /
          XRI   80H     / CHANGE TO ODD PARITY IF
*                               DESIRED
          NA4    MOV    B,A  SAVE DATA
          LDA   EFLAG   GET SOFTWARE ECHO FLAG
          ORA   A       SET HARDWARE FLAGS
          MOV   A,B     RETRIEVE DATA
          JZ    NA5     SKIP LOCAL ECHO
          CALL  TTY     PERFORM LOCAL ECHO
          NA5    CALL  SROUT SEND DATA

```

\* END OF TX LOOP. MORE MAIN POLLING LOOP.

```

NA2      CALL   SRSTS
          JZ    NA1     SKIP RX LOOP IF NO DATA
*                               READY

```

\* THIS IS THE RX DATA LOOP

```

RXLOOP   CPI    NULL    YOU MAY NEED TO INSERT
*                               A SECOND TEST HERE IF YOU
*                               TALK TO INSTALLATIONS
*                               WHICH USE DIFFERENT LINE
*                               FEED DELAY CHARACTERS
          JZ    NA1     IGNORE LINE FEED DELAYS
          CALL  TTY     ECHO RECEIVED CHARACTER
          JMP   NA1     CONTINUE POLLING LOOP

```

\* THE FOLLOWING ROUTINES IMPLEMENT THE OPTION \* SELECT COMMANDS

```

RC       CALL   PARAM    GET THE CHARACTER
*                               FROM INPUT BUFFER
          MOV   A,L      RCHAR
          STA  RCHAR
          RET
*
SS       CALL   PARAM    GET VALUE OF DIVISOR
*                               FROM INPUT BUFFER
          SHLD  SPEED
          RET
*
PE       XRA   A        ZERO PARITY FLAG
          STA  PFLAG
          RET
*
PO       XRA   A        SET PARITY FLAG NON-
*                               ZERO
          CMP  A        PFLAG
          STA  PFLAG
          RET
*
RE       XRA   A        ZERO ECHO FLAG
          STA  EFLAG
          RET
*
LE       XRA   A        SET ECHO FLAG NON-ZERO
          CMP  A        EFLAG
          STA  EFLAG
          RET
*
S1       MVI   A,CW1    LOAD ONE STOP BIT
*                               FORMAT WORD

```

(table concludes on next page)

TABLE 2 (continued)

	STA	FORMAT		*	6850 ACIA			
	RET			*				
S2	MVI	A,CW2	LOAD TWO STOP BIT	*				
*			CONTROL WORD	SRSTS	IN	STATUS	THE ADDRESS OF THE	
	STA	FORMAT		*			STATUS REGISTER	
	RET					ANL	SELECT DATA READY BIT	
*						RZ		
*						IN	SIN	GET DATA
*						RET		

\* THIS IS A SAMPLE INPUT ROUTINE, USED WITH MY

written to the same address. You will also need to know which byte (least-or most-significant) should be written first. Also, find out if any special control word must be written to set up for the data-write.

Finally, you must know the frequency of the clock signal input to the baud-rate generator. Your baud rate will be determined by dividing that frequency by the number written to the baud-rate generator's data register.

Study the UART's control register until you understand how to select the transmission format specified in the listing in Table 2. You must know which bit of the UART's status register reflects "data ready" (and whether it is active high or active low—we assume active high in our routines). Again you will

TABLE 3

**COMMAND INTERPRETER**—This routine collects lines of input of the form 'COMMAND parameter parameter....parameter.' It identifies the command portion and compares it to a table of valid commands. If a match is found in the table, control is transferred to a routine located at an address retrieved from the appropriate table entry. Before the transfer of control, the command interpreter inserts its own address on the top of the stack so that the selected action routine may be exited with a normal return.

**PARAM**—This routine returns the value of the next command line parameter in the HL registers. Recognizes both hexadecimal numbers and ASCII literals.

**TTY**—This is the local output device driver. In this package it simulates a teletype on a CRT. Requirements are that it accept its input in the accumulator and that the data remain in the accumulator at exit.

**KYSTS**—Local input routine. Checks the status of the keyboard. On "data ready" condition, returns the data in the accumulator with the zero flag cleared. On "data not ready", returns with zero-flag set.

**SRSTS**—Local serial-input routine. Checks the UART status register for a "data ready" indication. Like the above routine, any received data is returned in the accumulator with the zero-flag cleared. When there is no data ready, return is with the zero-flag set.

**SROUT**—Local serial-output routine. This routine outputs the contents of the accumulator to the serial port. Contents of the accumulator are unchanged at exit.

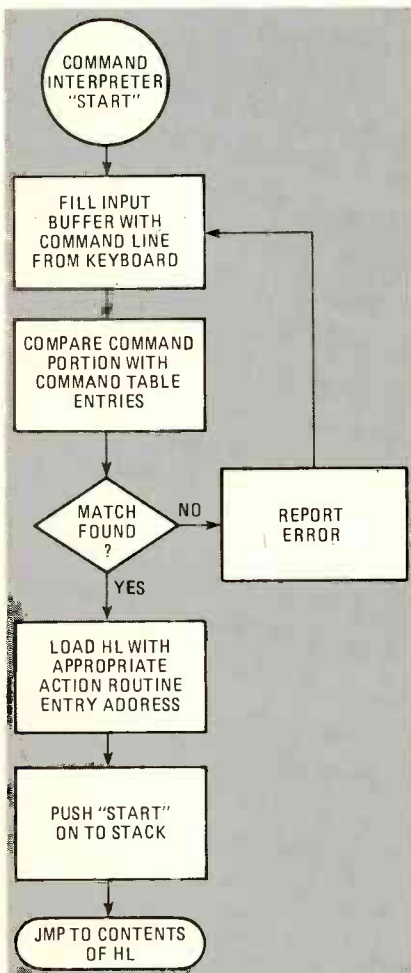


FIG. 18—PARAMETERS ARE NOT PARSED and assigned values until needed by the "action routine" in this command interpreter.

need the correct addresses for the control register, the status register, the "transmit data" register, and the "receive data" register. Note that there are sometimes separate status words for the transmit and receive status-registers.

Once you have collected that information, you are ready to write some "best guess" I/O drivers. Those are SRSTS, KYSTS, SROUT in Table 3. I suggest that until you are more familiar with the workings of serial communications you try to ignore error-and parity-checking. Don't get involved with them unless they're absolutely necessary to clear your UART.

When you have those routines written (see the end of Table 2 for a sample), set them up as an endless loop to test them. That will allow you to view the TX DATA output on a triggered scope. Similarly, a function generator may be used at the input to generate garbage to check the receive function. If you get a receive-indication constantly, even without an input signal, you have probably guessed wrong about the active state or position of the data-ready status flag.

Having mastered the above, you are ready to attempt to integrate the routines into your software. Your first task is to identify the command interpreter

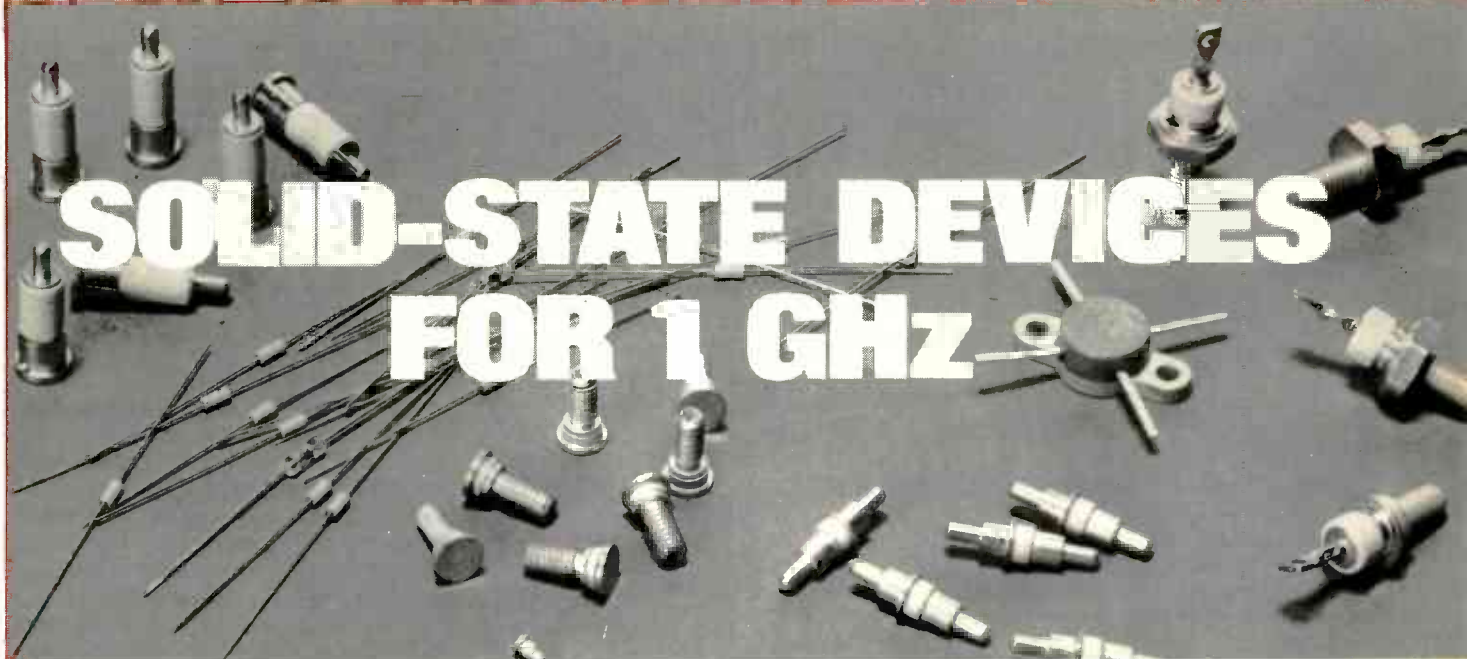
and parameter parser. The command table should be obvious because of its list of ASCII commands. A few monitors however, tokenize (translate into a kind of shorthand) their commands before looking them up. In that case the table is just more numbers. If you don't have an assembly-language listing, your user's manual—or a local computer club—may be able to help you.

The command interpreter can be found by following the program flow from the start. It will be one of the first routines encountered. A tipoff is that it almost always ends with the mnemonic PCHL.

To find the parameter parser, read through the action routines of commands that require an argument, "DUMP nnnn" (where "nnnn" is a memory address), for example. If a version of PARAM is not called in those action routines, then suspect that all parsing is done before the command is invoked. Go back to the code that fills the input buffer and trace its path. In that approach, the arguments will be valued and stored in fixed memory locations immediately after the input buffer is filled. If you can spot the memory locations, you can simply load the values you need directly from them instead of calling PARAM.

(continued on page 77)





## SOLID-STATE DEVICES FOR 1 GHz

*New frontier for experiments. Solid-state devices let you explore the 1 GHz region and beyond.*

JOSEPH J. CARR

**Part 2** USING SOLID-STATE DEVICES to generate microwave signals required solving some complex problems. This month we'll continue our look at the development of those devices.

### Gunn oscillators

The Gunn device will oscillate in the transit-time mode using only a simple resistance for the load. The efficiency in that mode, however, is only one- to five-percent, so relatively large amounts of DC power are required to generate small amounts of RF power.

If we place the Gunn device inside a resonant cavity, and bias the device for the delayed transit-time mode, then we will obtain better efficiency and some flexibility of the operating frequency.

Figures 8 and 9 show two methods for mounting a Gunn device inside a resonant cavity. Figure 8 shows a cutaway view of a coaxial cavity. The cavity is one-half of a wavelength long, while the base of the Gunn device is placed at the one-eighth wavelength point. A conductive "dowel" supports the Gunn device and connects it to the ends of the cavity; the dowel is also the center conductor of the coaxial cavity.

A tuning screw is used to vary the operating frequency of the device. It effectively changes the dimensions of the cavity, and can fine tune the operating frequency over a small range.

The oscillations on the inside of the

cavity are coupled to the outside world through a short coupling loop that is situated parallel to the dowel center conductor. The load impedance of the Gunn device is set by the position of the coupling loop, and is adjusted for the best compromise between the stability of the operating frequency and the maximum output power.

While simple, the coaxial cavity suffers from a few basic problems. It is a low-Q tank, and is sensitive to factors such as temperature and load impedance variations. The Gunn device in a coaxial cavity may also tend to oscillate on a

harmonic of the tank frequency.

A rectangular waveguide can also be used as a tuned cavity if one end is blocked off and the Gunn device is placed at the one-eighth wavelength point as shown in Fig. 9. The DC bias is provided to the Gunn device through an RF choke that is designed to block the microwave RF.

The dimensions of the cavity are determined by the placement of a partition. Energy from the cavity is coupled into the waveguide-transmission line through an opening called an *iris*. The size of that iris is a trade-off between

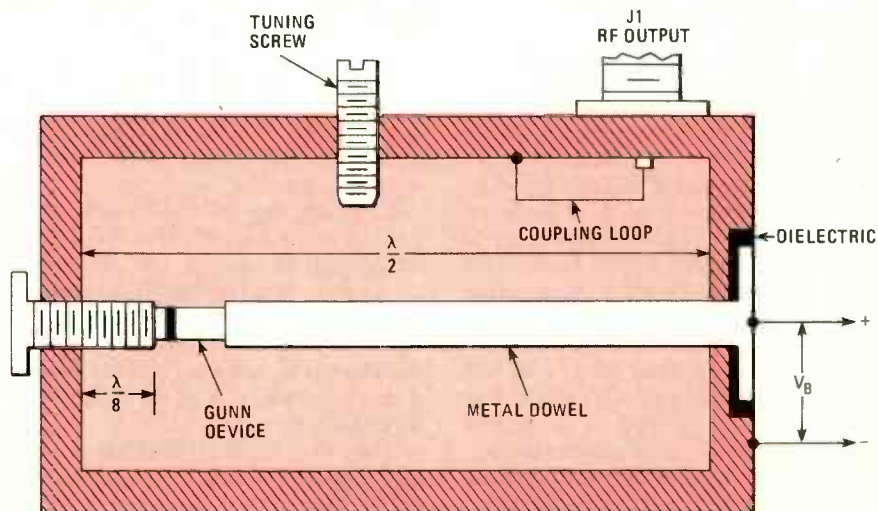


FIG. 8—CUTAWAY VIEW of a coaxial cavity. The cavity is half a wavelength long and the base of the Gunn device is placed at the one-eighth-wavelength point.

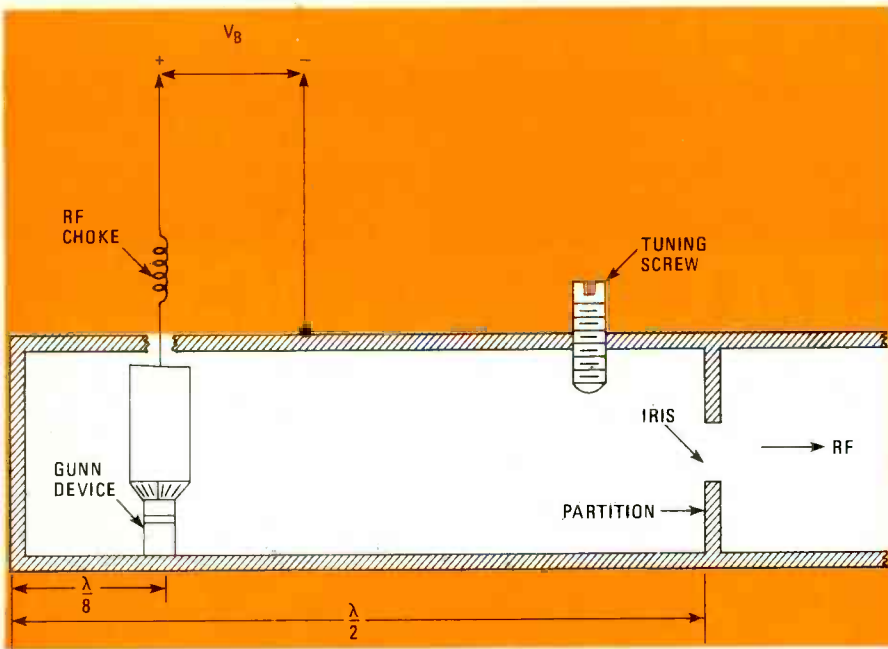


FIG. 9—RECTANGULAR WAVEGUIDE used as a tuned cavity. The DC bias is provided to the Gunn device through an RF choke designed for microwave use.

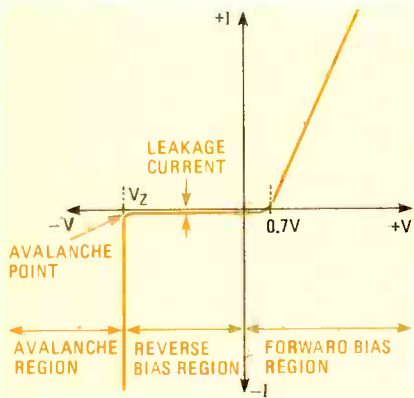


FIG. 10—THE CURRENT-VERSUS-VOLTAGE curve for a PN junction diode. Note the high reverse current when the voltage exceeds the avalanche point,  $V_Z$ .

maximum output power and a sensitivity to changes in the load and internal impedances of the Gunn device.

### IMPATT devices

The IMPATT (*IMPact Avalanche Transit Time*) diode was proposed in 1953 by W.T. Read of Bell Laboratories. Read's suggestion was that the phase delay in a PN junction diode between an applied RF voltage and an avalanche current could be used for negative resistance operation at microwave frequencies. In Read's model diode, carriers drifting through a depletion region cause the negative resistance. Fabrication difficulties prevented the construction of a working Read diode until the mid-60's. In 1965, however, R.J. Johnson of Bell Labs verified the validity of Read's model when he generated approximately 80 milliwatts of RF energy at 12 GHz from a silicon PN junction diode. Read's diode depends upon impact avalanche and transit-time phe-

nomena, so was given the acronym IMPATT. It has now been recognized that Read's structure is just one of several that will result in IMPATT operation.

Figure 10 shows the current-vs-voltage curve for a PN-junction diode. For our present purposes we will consider only operation in the reverse-bias region, i.e., the region in which  $V$  is less than zero. There is a critical breakdown voltage  $V_Z$  in the reverse bias region. At reverse potentials less than this value, the current through the PN junction is a very small leakage current. But the current suddenly increases when the voltage exceeds  $V_Z$ ; the junction is operating in avalanche. The increased current is due to secondary emission or avalanche multiplication, in which electrons of the leakage current have a high probability of colliding with other electrons. The result is a very rapid increase in reverse current. In ordinary signal or rectifier diodes, the avalanche phenomenon can be destructive. Certain types of diodes, however, are able to control the avalanche process by using properly doped semiconductor material. Zener diodes and controlled avalanche rectifiers are in that category.

Consider the IMPATT diode structure shown in Fig. 11. The PN junction of interest is on the left side of the structure. Note that the right hand contains an n-n+ junction. The n+ region forms a contact of low resistivity for the electrode, and prevents metallic ion migration (much as in the Gunn structure) into the active region.

The center region is made up of n-type material and is the active zone. That active region must be doped to the extent that it is fully depleted at breakdown. We want to insure that a very

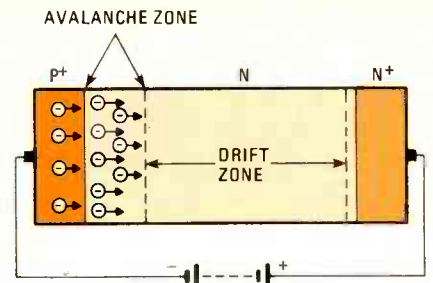


FIG. 11—IMPATT DIODE structure. Electrons generated in the avalanche zone will flow into the drift zone of the n-region.

small electrical field will cause velocity saturation of the electrons.

The electrons generated in the avalanche zone of the IMPATT diode shown in Fig. 11 will flow into the drift zone of the n-region. It takes very little added voltage to cause a large increase in current in that mode.

Let's consider a situation where an IMPATT device is biased to a potential just below  $V_Z$ ; i.e., in the reverse-bias region but not quite to the avalanche point. We must select such a bias that a small added potential will throw the device into the avalanche region. Let us further assume that the IMPATT device is operated in parallel with a high-Q resonant tank circuit (i.e., the IMPATT device is operated inside of a resonant cavity). The reverse-biased PN junction will create a noise signal that shock-excites the tank circuit into oscillation. The RF voltage produced by the resonant tank is added to the bias voltage, causing the diode to go into the avalanche mode on positive peaks of the cycle.

The number of electrons generated by avalanche multiplication is a function of the applied voltage (Fig. 12-a) and the number of charge carriers present. Because of that dual dependence, the avalanche current pulse (Fig. 12-b) continues to increase even after the RF voltage cycle has passed its peak. During that process the charge density at the avalanche point grows exponentially while the avalanche charge current (Fig. 12-c) drifts toward the other end of the drift zone.

Does the IMPATT produce negative resistance? Note that the current reaches a peak (Fig. 12-c) as the sine-wave RF voltage goes through its zero crossing point (Fig. 12-a); a 90-degree delay with respect to the voltage peak. The criterion for negative resistance is a phase difference of 90 degrees or more between the applied voltage and the series current, so we may conclude that the IMPATT is a negative-resistance device.

The pulse current in the external tank circuit (Fig. 12-d) is semi-square and represents a current lag over applied voltage of more than 90 degrees. Those two factors are shown together in Fig.

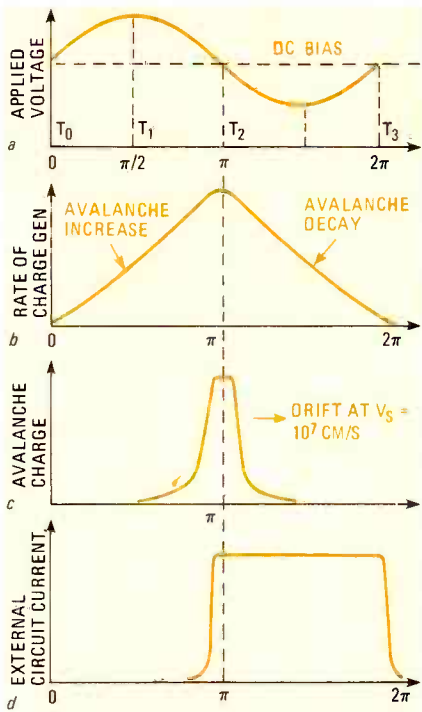


FIG. 12—AVALANCHE CURRENT pulse (b) continues to increase even after the RF voltage cycle has reached its peak (a).

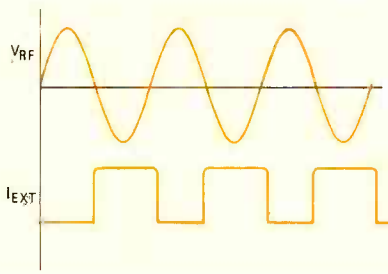


FIG. 13—THE PULSE CURRENT in the external tank circuit is a semi-squarewave and lags the applied voltage by more than 90 degrees.

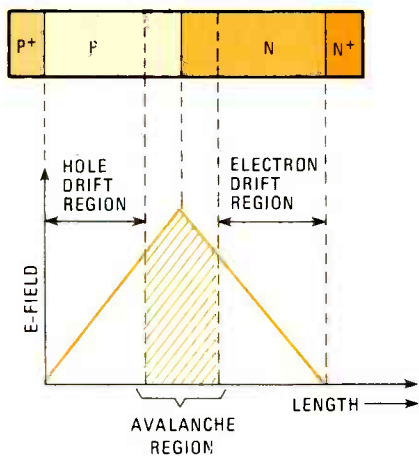


FIG. 14—DOUBLE-DRIFT IMPATT device. In this device the avalanche region brackets the PN junction.

13. Two factors combine to cause the positive external current during the negative excursions of the RF waveform: the time delay of the avalanche process and the drift time of the avalanche charge. Instead of absorbing

energy, in the manner of a positive, or ohmic, resistance, the IMPATT offers a negative resistance.

The IMPATT device just described is known as a *single-drift* device. But an avalanching PN junction produces both kinds of charge carriers; i.e., holes and electrons. The single-drift IMPATT uses only the electrons, and returns the holes to the cathode p-region. That fact limits the efficiency of the single-drift devices to less than 15 percent.

Greater efficiency is obtained through the use of a *double-drift* IMPATT device, such as shown in Fig. 14. That is a *p<sup>+</sup>-p-n-n<sup>+</sup>* structure in which the avalanche region brackets the PN junction. The *p<sup>+</sup>* zone serves as an ohmic contact for hole charge-carriers, while the *n<sup>+</sup>* region serves the same purpose for electrons. The output efficiency is increased over that of the single-drift variety because the holes drift across the p-zone very nearly in phase with the electrons drifting across the n-zone.

### IMPATT applications

The previous discussion has demonstrated that the IMPATT device will function as an oscillator at microwave frequencies. If an IMPATT is placed inside of a high-Q resonant cavity, and biased with a DC potential slightly below the avalanche potential, then noise pulses will ring the cavity to produce the RF sinewave that actually drives the junction into the IMPATT mode of oscillation. IMPATT operation occurs because the voltage of the ringing waveform (an RF signal) adds algebraically with the DC bias, causing the junction to go into the avalanche mode on peaks of the RF cycle. If the device is correctly biased, then, the junction will be in the avalanche condition for most of the positive half of the RF sine-wave excursion.

Although the IMPATT device is an oscillator that is capable of producing substantial peak-pulse powers at microwave frequencies, it is not universally applied because it is a noisy source (avalanching is a noisy process). For that reason, one does not ordinarily see IMPATT's as receiver local oscillators.

IMPATT's are used primarily at frequencies above 3 or 4 GHz, with frequencies up to 100 GHz having been obtained. Many high-power IMPATT's require operating potentials between 75 and 150 volts DC; a fact seen as a disadvantage by some. Also, IMPATT's are usually operated from constant-current power supplies, also a disadvantage.

The applications of the IMPATT are not limited to oscillator service. There is one report of IMPATT's being used as microwave frequency multipliers. Many IMPATT's are used as amplifiers. In fact, it has been claimed that most IMPATT applications are as amplifiers, not as oscillators. IMPATT amplifiers

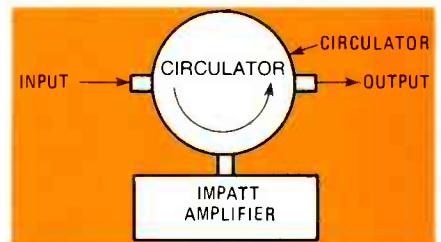


FIG. 15—IMPATT AMPLIFIERS have just one port and must be coupled to a circulator.

have only one port, so must be coupled to a *circulator* to isolate input and output ports of the amplifier as shown in Fig. 15. That type of amplifier is called a *reflection amplifier*.

### TRAPATT diodes

IMPATT diodes are generally limited to operation at frequencies above 3 or 4 GHz. The problem of lower operating frequencies is one of finding a method for stretching the duration of the transit time. Until 1967, it had proven difficult to use solid-state devices to generate any significant amount of power in the 1-GHz region. In 1967, however, engineers working for RCA succeeded in exciting an IMPATT-like device into a different mode of operation. One set of trials produced pulse powers of 425 watts with an efficiency of 25 percent. Further work with that new mode yielded efficiencies up to 60 percent, with later work producing efficiencies as high as 75 percent. Tuned tank circuits developed at RCA in that era permitted a tuning range that was continuous over 0.9 to 1.5 GHz.

It appeared that the problem of increasing the transit time had been solved, but no one really knew why! At the time the basic work on the TRAPATT device was going on there was no good theory that explained the observed behavior. Workers at RCA dubbed the new mode the *anomalous mode*, perhaps reflecting the fact that they had no theory of operation.

At least two different theories were advanced to explain the behavior of the anomalous mode. Bell Laboratories advanced the theory that the high efficiency and lowered frequency of operation was explained by the fact that a trapped plasma was created in the device between sweeps of the IMPATT mode of operation. The theory held that the trapped plasma shielded the charge carriers from the external voltage field, causing them to drift out of the plasma at low velocity. That theory led to the acronym by which the device is now known: TRAPATT (*TR*apped Plasma *A*valanche *T*ransit *T*ime).

Next month we'll finish discussing the TRAPATT diode and show you how it and the IMPATT are related. We'll conclude this three-part series with a look at the BARITT device. R-E

# BUILD THIS

YOU DON'T HAVE TO REPLACE YOUR present VHF counter—you can upgrade it with the simple prescaler described here for only \$30.00. The circuit will allow you to extend the useful range of your frequency counter 10 times, to a maximum frequency of 650 MHz. A 45-MHz counter can now go up to 450 MHz and a 60-MHz counter will measure frequencies up to 600 MHz. With an updated UHF counter you will be able to check synthesized TV receivers and 2-meter amateur and commercial transmitters, as well as marine and 450-MHz communications equipment.

The small 1 × 2-inch PC board contains a high-speed ECL (Emitter Coupled Logic) prescaler IC and a single-stage common-emitter amplifier. Its small size will allow it to fit inside most frequency-counter cabinets. The circuit requires 5-volts DC at 50-75 mA. The prescaler can also be installed in a separate enclosure with its own power supply and used without any modification being made to the counter.

## Theory of operation

The prescaler circuit (Fig. 1) works by amplifying the input signal to a level where it can be divided by the prescaler IC. The output signal from this IC will be exactly one-tenth the frequency of the input signal. There is no accuracy specification. The prescaler always divides exactly by 10. If the input signal is 450 MHz, then the prescale output-signal will be 45 MHz. Of course, the frequency counter does not know that you have prescaled the input signal so you will have to make allowances for the decimal point being in the wrong place. (The correct decimal-point position is one place to the right.) It may be possible to modify the frequency counter by using a two-pole switch that both applies power to the prescaler and shifts the decimal point one place to the right.

The PC board has a ground plane on the component side. Grounding is critical at UHF frequencies and this ground plane provides a very short path to ground. Any component lead going to ground is simply soldered to the ground plane on that side of the board.

## Construction

Foil patterns for both sides of the board are provided in Figs. 2 and 3, and a parts-placement diagram, as seen from the component (ground plane) side of the board is shown in Fig. 4. The positive leads are marked by a dot or stripe on the bodies of tantalum capacitors C4 and C5 and they must be placed through the holes that are not part of the ground plane on the component side of the board. The negative leads of C4 and C5 get soldered to pads on the circuit side of

## SPECIFICATIONS

**Frequency range:** 25 MHz-650 MHz ( $\div 10$ )  
**Input impedance:** 50 ohms (nominal)  
**Input protection:** diode-clamped, 5-volts maximum  
**Output signal level:** TTL-compatible  
**Input sensitivity (typical):**


25 MHz	10 mV
150 MHz	25 mV
250 MHz	50 mV
450 MHz	75 mV
600 MHz	100 mV

**Supply:** 5 VDC, 50 to 75 mA

# UHF Prescaler for your



*Your old, slow, frequency counter isn't obsolete. Build this inexpensive prescaler and extend your counter's range as high as 650 MHz.*



the PC board as well as to the ground plane. (Any component lead that intersects the ground plane should be soldered to it.) There is a hole adjacent to C3 and R2 where a piece of excess component lead is to be placed and soldered to both sides of the PC board. That feedthrough wire provides the ground for pins 12, 13, and 14 of the prescaler IC. There is also a hole next to pin 1 of IC1 that needs a similar feedthrough wire.

The 5-volt ground, input, and output connections are shown along the lower edge and side of the PC board in Fig. 4. The signal input should be made through coaxial cable such as RG-174/U. The shield of the coax should be soldered to

the prescaler PC-board ground plane and to the ground lug of the counter's RF-input connector.

### Connection and use

The available space and internal layout will determine the best way to modify the counter for the prescaler. Several possible interfacing schemes are shown in Figs. 5 through 8. It will be helpful for you to have a schematic of your counter so you can determine where the signal exits its amplifier and enters the logic and counting circuitry. A DPDT switch can usually be mounted on the counter's front or rear panel and used to switch the counter's input connector to the prescaler's input, or a second input connector (preferably a UG-1094/U BNC-type with solder lug) can be added.

Figure 5 shows the simplest connection scheme, requiring no modification to the counter. The circuit in Fig. 6 shows the addition of a DPDT switch to permit the counter's input connector to be used by either the counter or the prescaler. The one in Fig. 7 allows you to bypass the counter's amplifier and couple the prescaler's output directly to the counter's logic- and counting-circuitry. The arrangement in Fig. 8 will work the best, but requires the addition of a switch and a second input connector along with some knowledge of the

### PARTS LIST

#### All resistors 5%, 1/4 watt

- R1—10 ohms
- R2—100 ohms
- R3—47 ohms
- R4—75 ohms
- R5—220 ohms

#### Capacitors

- C1-C3, C6-C8—820 pF, monolithic
- C4, C5—3.3- $\mu$ F, 25-volt, tantalum

#### Semiconductors

- D1, D2—1N914
- Q1—2N2857 high-frequency, NPN-type
- IC1—650-MHz prescaler (Plessey SP 8680 or Fairchild 11C90)
- S1—DPDT switch

**Miscellaneous:** PC board, 16-pin IC socket, coax, BNC connectors\*, solder, etc.

Note: Need for items marked with "\*" depends on user's requirements (see text).

The following are available from Optoelectronics, Inc., 5821 N.E. 142nd Ave., Ft. Lauderdale, FL 33334, Tel. 800-327-5912 (orders only), 305-771-2051:

Kit of all parts (PSL-650 Kit), \$29.95  
Double-sided PC board (PSL-650 Board), \$6.95

Counter probe (P-100), \$13.95  
Telescoping antenna w/right-angle BNC connector (TA-100), \$9.95  
SP8680 or 11C90 IC, \$16.95  
2N2857 transistor, \$2.95  
Minimum order \$15.00—if less, add \$2.00 for special handling. Please include 5% of total order for shipping, handling and insurance. COD \$2.00 additional. Florida residents please add 4% tax. Visa and Mastercard accepted.

# Frequency Counter

BILL OWEN

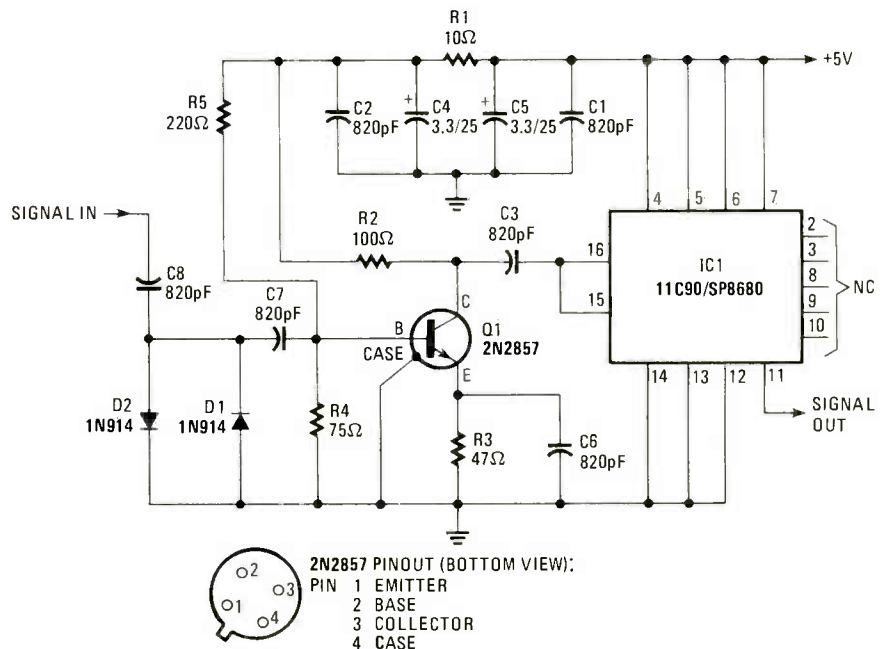


FIG. 1—PRESCALER CIRCUIT is not complicated. Not shown here are connectors and switch, since those will vary according to needs of user.

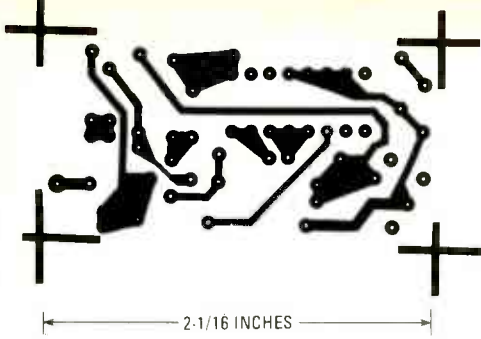
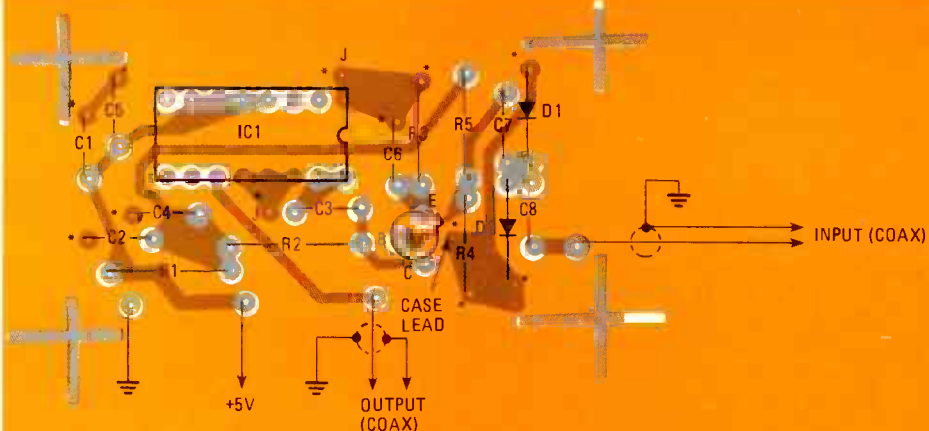



FIG. 2 (ABOVE)—BOTTOM of the double-sided PC board. Many of the IC's pins are not connected to anything.

FIG. 4 (RIGHT)—SHIELD OF COAXIAL CABLES is soldered directly to ground plane, as is "case" lead of 2N2857 transistor.

FIG. 3 (BELOW)—GROUND PLANE on component side keeps lead-lengths short, as required at UHF frequencies.



NOTES: \* — SOLDER ON BOTH SIDES OF BOARD  
 J — FEEDTHROUGH JUMPER THROUGH BOARD, SOLDER BOTH SIDES  
 SOLDER SHIELD OF COAX TO GROUND PLANE (COMPONENT SIDE OF BOARD)



counter's circuitry. The switched 5-volts in Fig. 8 can be used to shift or eliminate a decimal point, as well as to conserve power when the prescaler is not being used.

If you wish, the PC board can be mounted inside the counter's cabinet with double-sided foam tape.

The use of a 10- or 15-ohm resistor (R1) in series with the prescaler's 5-volt input reduces power consumption, as well as improving sensitivity.

Signals from signal generators, frequency synthesizers, and other types of oscillators can be direct-coupled to the prescaler's input. Transmitters must never be direct-coupled to the prescaler input or damage may result from overload.

A length of RG-58/U coax with a BNC connector on one end and mini-alligator clips on the other end can be used as a direct-coupled probe. For measuring transmitted RF frequencies an antenna can be attached to the prescaler's input connector. A stiff piece of wire can be used, or a telescoping antenna with a built-in right angle BNC connector. By using an antenna, transmitted RF power-levels from less than a watt to several thousand watts can be handled easily, without damaging the counter. R-E

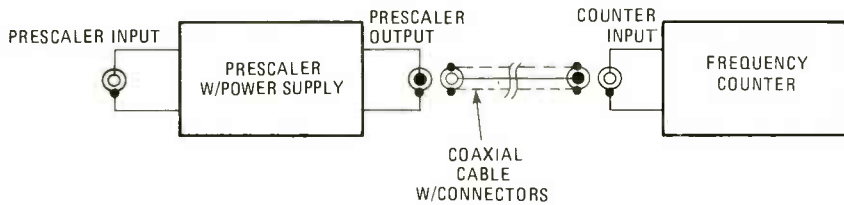


FIG. 5—OUTPUT of the prescaler can be connected directly to input of counter.

RADIO-ELECTRONICS

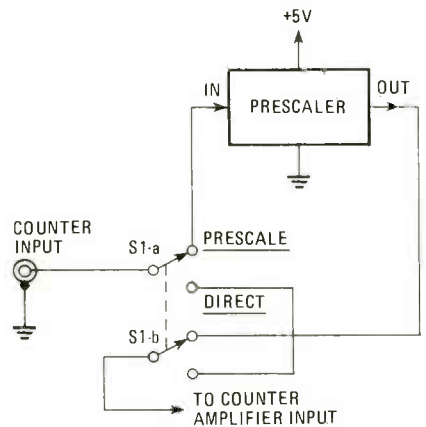


FIG. 6—DPDT SWITCH directs signal either to prescaler or to counter's amplifier input.

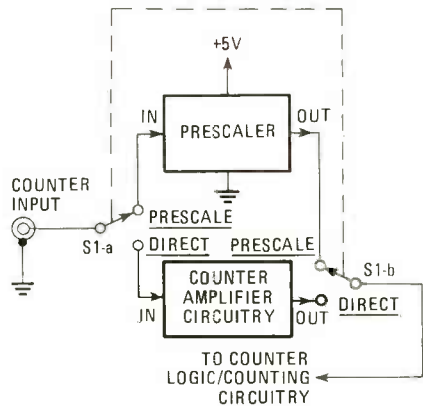


FIG. 7—USING THIS ARRANGEMENT, outputs of prescaler and counter's amplifier are applied directly to counter's logic/counting circuits.

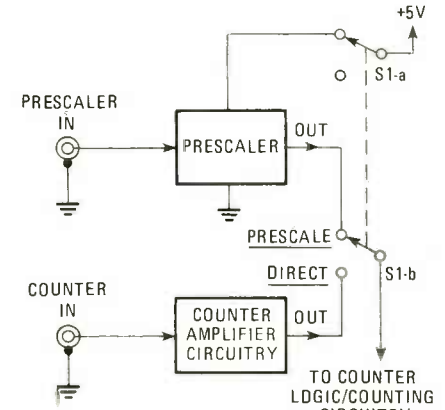


FIG. 8—PREFERRED SETUP uses two separate inputs. Switched 5-volts turns prescaler on and off and can also be used to move decimal point (see text).



## Digital Audio using your VCR

LEONARD FELDMAN  
CONTRIBUTING HI-FI EDITOR

*Existing video-cassette recorders can be adapted for use in digital audio applications. Here are some details of the EIAJ standard for home-use PCM encoders and decoders.*

WHILE THE AUDIO INDUSTRY SEEMS slated for a long-drawn-out debate as to which type of disc format is best suited for digital audio-reproduction (at least a half dozen video/audio and audio-only digital disc schemes have been proposed and demonstrated successfully), when it comes to storing audio information in digital form on tape, there is at least some stability.

Fortunately for the future of digital audio, a group of Japanese manufacturers, all members of the EIAJ (*Electronic Industry Association of Japan*) realized that unless they could agree on standards for taping digital audio information, the new technology might well go the way of quadriphonic sound, where too many competing systems resulted in public disenchantment. Accordingly, the EIAJ (whose membership includes just about every manufacturer involved in digital audio and VCR manufacturing) was able to come up with a set of standards that they have labelled EIAJ Technical File STC-007, *Home Use PCM Encoders and Decoders*. PCM, of course, stands for *Pulse Code Modulation* and is just another way of saying digital audio.

### The PCM processor

For those unfamiliar with the way

that digital audio recording works, a brief review might be in order. A PCM (or digital audio-processor) is an electronic component that converts an analog (continuous) signal into a number-code consisting of millions of pulses per second. Each number (or "word"), expressed in binary form, represents a sampled amplitude of the analog waveform. In that digitized form, the description of the waveform can be stored on tape (or, for that matter, on discs), providing that the bandwidth-capability of the storage medium is adequate. In playback, the function of the PCM processor is reversed. The millions of pulses, fed back to the processor as they are read from the tape, are reconverted into an analog electrical signal that is then fed to the usual stereo amplifier and speaker pair.

The ideal storage device for such dense digital information is the home VCR, first because it can handle bandwidths to beyond 3.5 MHz, and second, because there are already many of those products in consumers' hands, with more being bought every day. Those familiar with how a VCR works, (and familiar with the requirements of the U.S.-type NTSC video signal), will appreciate the difficulties that had to be overcome to use a VCR as a tape-stor-

age device for digitally processed audio information.

Since the VCR's recording format was designed originally for video, that means that if we are going to use a standard VCR as a storage device for digital audio recording, we have to fit the millions of "bits" that constitute the digital-audio code into the video signal-format that is already part of every VCR. That format includes horizontal-sync pulses after every video line, and vertical-sync pulses after every video field. There are 30 interleaved frames (60 fields) per second and 525 horizontal lines per frame in the NTSC TV-standard. That means that you can't record those digital audio "bits" onto the videotape in one continuous stream. The pulses have to be added to the signal format during the horizontal-line periods of the normal video-picture format. Since there are many ways that this can be done, it was important that the industry get together on a standard format for PCM/VCR interface and use.

The standard set forth by the EIAJ does not tell manufacturers how they must build their PCM audio processors, or what features such products must have. Rather, it describes the signal that is to be recorded on the VCR's

tape cassette in sufficient detail so that a recording made on one VCR would be playable on another VCR, using another PCM processor (providing, of course, that the VCR formats were the same).

### The EIAJ PCM standardized format

Two channels are used in the new standard (for stereo). Pre-emphasis (with automatically sensed de-emphasis during playback) for additional noise reduction is optional. The noise-reduction system uses two time-constants: 50 microseconds and 15 microseconds, as shown in Fig. 1. The sampling frequency (the rate at which the analog signal is

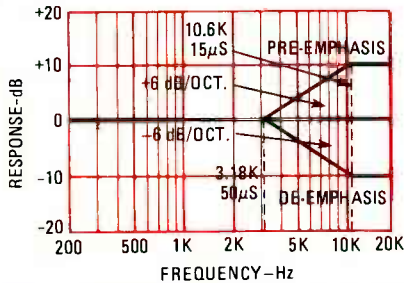


FIG. 1—NOISE-REDUCTION SYSTEM uses two time constants for pre-emphasis and automatically sensed de-emphasis.

sampled for instantaneous "numerical" amplitude) has been fixed at 44,056 Hz. That rather unusual number is more than adequate for recording and reproducing audio signals up to 20 kHz (the sampling rate in digital audio must be at least twice the highest frequency to be recorded) and in addition, it bears a mathematical relationship to the horizontal TV line-rate.

The EIAJ system uses 14-bit linear encoding. This means that the encoder can assign any one of 16,384 ( $2^{13} + 2$ ) values to each sampled amplitude; and, mathematically, that means that for home PCM recorders and processors we can expect a dynamic range of about 85 dB. Some of the encoders already demonstrated do not actually use 14-bit encoding but instead, for reasons of economy, use 12-bit encoders with so-called floating-point converters that give the equivalent of a 14-bit output. It is the cost of this section of the PCM processor that accounts for the very high price of those products so far. We can hope that when A/D and D/A converters are reduced to large-scale-integration IC's and are produced in high quantities we may begin to see lower costs for those PCM processors.

The total number of bits per second in the standard is 2.643 megabits. That number was determined in part by the need to have enough redundancy for error correction and horizontal blanking. As shown in Fig. 2, the contents of one horizontal line of equivalent video-format signal will consist of three words each from the left- and right-

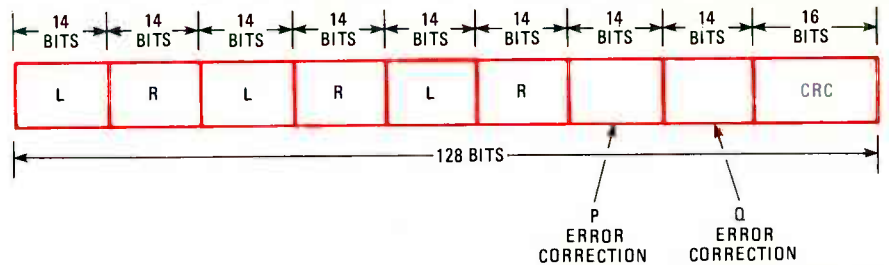


FIG. 2—EACH HORIZONTAL LINE contains six audio words, two error-correction words (P and Q) and a sixteen-bit CRC word for error detection.

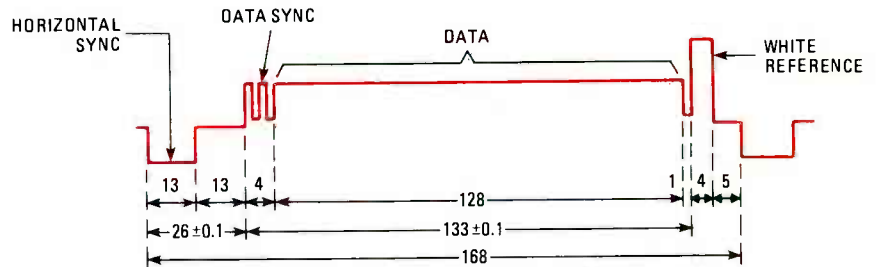


FIG. 3—ALTHOUGH ONE LINE can hold 168 bits, only 133 are used. The remaining space is occupied by standard video sync- and reference-signals.

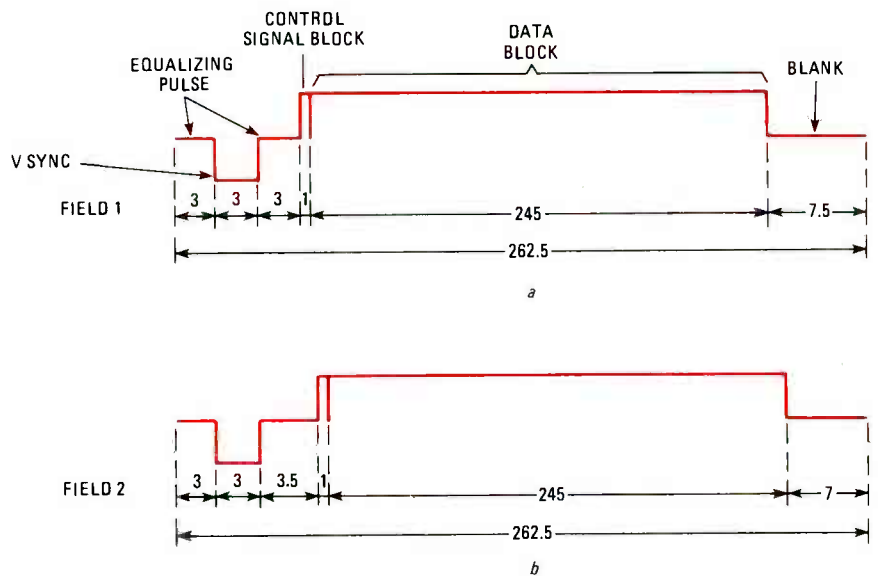


FIG. 4—OF THE 262.5 lines in each video field, 245 are used for the storage of audio data. An additional line is used for a control-signal block. Both fields of a video frame are shown.

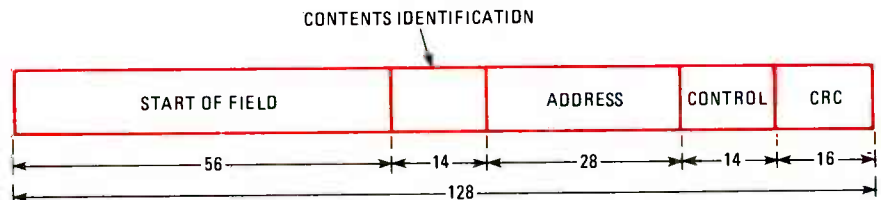


FIG. 5—CONTROL-SIGNAL BLOCK uses one line and contains information required for processing the audio data.

sampled audio signals (interleaved as L, R, L, R, etc.), followed by two words (known as P and Q codes) for error correction, and a 16-bit CRC (Cyclic Redundancy Check) word for error detection. In order to take care of possible long dropouts in the tape, suc-

ceeding words of the sampling code are actually separated by 16 horizontal lines. That is, if the first 14-bit word of the first line of a field is sample number 1 of the left-channel audio amplitude, then sample number 1 of right channel audio amplitude will appear displaced



by one word space, but *sixteen lines later* in the encoded sequence.

As shown in Fig. 3, each complete horizontal line contains space for 168 bits, but only 128 bits of data per line are used. The remaining space is used for the horizontal-sync pulse, data-sync pulses, and various other signals that are required by the VCR for a standard TV signal format.

The signal format for a single video field (there are two fields per frame and 30 frames per second) contains 262.5 horizontal lines of data, as shown in Fig. 4. (The first field of a frame is shown in Fig. 4-a; the second in Fig. 4-b.) Of those available lines per field, 245 lines are used for digital-audio data storage, while one horizontal line is used for a control-signal block. The control-signal block line is made up of 56 bits for indicating the start of the data block in each field; 14 bits for content identification; 28 bits for "address;" 14 bits for control, which includes a copy-prohibiting code; identification codes for the P and Q error-correction words; and a pre-emphasis-identification code, and 16 bits for the cyclic redundancy error-detection code. The contents of this control line are illustrated in Fig. 5.

We have referred several times to error-correction in discussing the new EIAJ PCM standards. Error correction is a vital part of any digital-information storage system. Dropouts caused by a tape's coating-irregularities or by poor contact with the tape head's surface may be insignificant and inaudible when they occur in a conventional analog tape-playback system; but losing even a couple of microseconds of data in a digital system can significantly alter the numeric code that is to be reconverted to an audio signal. For that reason, the error-correction system included in the EIAJ standard format is highly sophisticated. The error-correction system can be instructed to "fill in" the amplitude of the previous word in the number code, or the average of the preceding and succeeding words, so that, in case of any dropouts during playback, a smooth continuity of sound is always maintained.

No one can predict how soon prices for PCM processors will plunge low enough to make it practical for many of you to abandon your open-reel and cassette decks in favor of this new recording technique. In professional applications, many larger studios are already utilizing digital recorders (most of which use a 16-bit system for even lower distortion and greater dynamic range) for making and editing master tapes from which records are ultimately produced and pressed.

At the consumer level, the only manufacturer to offer a PCM processor for home use as of this writing (aside from

small quantities of prototype production previously offered by Sony and others) is Sanyo, a relative newcomer to the ultra-high-fidelity field. Their unit, the *PCM Plus 10*, carries a suggested retail price of \$3995. To that, of course, must be added the cost of a video-cassette recorder. Those are not exactly the kind of prices that will bring hordes of anxious customers to dealers who stock the PCM processor. But technology has a way of moving quickly, and future advances may well make the PCM processor as affordable and popular as the cassette recorder is today.

R-E



"He should have known better than to tangle with a solid-state computer."

## Radio-Electronics

SPECIAL REPRINT  
BUILD THIS ROBOT FOR UNDER \$400



BUILD THIS  
ROBOT FOR UNDER \$400

**AVAILABLE—COMPLETE  
for the FIRST TIME!**

### BUILD YOUR OWN ROBOT!

Send today for your 52-page (8½ × 11") booklet containing complete reprints of all eleven articles in the Build Your Own Robot series by Jim Gupton.

This all-inclusive reprint gives you all the data you need to build your own Robot.

■ TELLS EVERYTHING YOU NEED TO KNOW to build the Unicorn-1 Robot without the need for an engineering degree or special equipment. The robot is fully mobile with manipulator arms to grasp, lift and carry.

■ MANIPULATOR ARMS and end-effectors (hands) are what enable the robot to perform useful tasks. Details of construction techniques and considerations are fully explored.

■ MOBILITY BASE is not a lunar space station. It is the drive system that permits the robot to move from here to there. Full construction details along with a discussion of power sources is included.

■ THE BODY—FRAME AND ROTATION MECHANISM. This is the part that makes Unicorn-1 look like a robot. Wood and Formica are the materials for the body. Motors and gears are what make it function.

■ COMMUNICATIONS. How you can tell your robot what to do. Preprogramming techniques....radio control....computer control are all detailed.

■ SENSORS. How to add sensors so your robot doesn't bump into things.

#### Radio-Electronics

Robot Reprints  
200 Park Ave. South  
New York, N.Y. 10003

I want to order \_\_\_\_\_ reprints @ \$12.00 plus \$1.00 postage and handling for U.S., Canada and Mexico.  
Add 96c sales tax for New York State residents only.  
U.S. Funds only.

I want to order \_\_\_\_\_ reprints @ \$12.00 plus \$3.00 Air Postage and handling for all other countries.  
U.S. Funds only.

Please print

8/81

(Name)

(Street address)

(City)

(State)

(Zip)

Allow 6-8 weeks for delivery.

We do not bill, check must be enclosed.

# hobby corner

Energy consumption measurements, some clocks, an idiot box, and more. EARL "DOC" SAVAGE, K4SDS, HOBBY EDITOR

MOST OF US ARE VERY CONSCIOUS OF energy consumption these days, and we have various reasons for that concern. Some of us are concerned about the limited amounts of energy available to our civilization. Others worry about how to pay their energy bills and thus are interested in keeping consumption as low as possible.

Whatever the specific reason, we *do* want to keep our energy use down to a minimum. To do that effectively, we need some way of knowing just how much energy we are using. We can still read the electric meter and the dials on the gasoline pump, but more information is needed. Staying with electrical energy for the time being, we need to know just how much a given appliance is using at a particular time, as well as its total usage.

Two readers have been working on different aspects of that problem. Frank Posthuma of Snohomish, WA has hit several snags in his attempt to design a digital circuit to measure energy usage from the AC line. Dale Glaser of Albany, CA is not having much success in measuring power used from a 12-volt battery backup system.

If you have figured out a way to make those or similar measurements, how about passing it along? Not only would Frank and Dale be grateful but the rest of us could put the method(s) to good use, too.

## Dual clock

You'll recall Larry Neel's request for help in designing/building a dual time-zone clock. He wants a clock to keep local time and, with the push of a

button, to display the time in another zone.

Perhaps the simplest solution came from David Lippincott of San Diego, CA. He calls our attention to the fact that Radio Shack has a complete LCD clock module (catalog No. 277-1007) with the two-zone capability.

Michael Kesti of Grass Valley, CA and Phelps Ter Heun of Ridgecrest, CA both wrote about a clock kit that meets the requirements. Coincidentally, Michael says that his clock IC has failed and the company is out of business. He cannot find a replacement for the house-numbered device. Phelps, writing about the same kit, mentions that the clock IC is really a Mostek MK50362N.

Thanks to those mentioned above and to the others who rallied to Larry's assistance. That information should solve his problem. In the meantime, I am astonished that no one has come up with a little circuit to put between a clock IC and the readouts to add (or subtract) from the "hour" digits.

## One clock leads to another

Speaking of clocks, H. C. Gernhart of Princeton, WV is trying to avoid the high cost of a sidereal clock. (It seems that such a clock is of great advantage to those interested in astronomy.)

Well, I have forgotten more astronomy than I ever knew. However, I do seem to recall that sidereal time runs along at a constant pace—it's just a little slower than our "real" time. A sidereal day is 23 hours, 56 minutes and 4.09 seconds long, compared to our "normal" 24-hour one.

If he wishes, HC can look back at the Hobby Corner in the July 1979 issue of *Radio-Electronics* to find a way to make normal clock IC's run faster (or slower) than normal. It is only a matter of feeding a different frequency into the 50/60-Hz input pin. Do any of you have other ideas about a sidereal clock?

## Idiot box entry

Don't forget that the idiot box "contest" is still running. The circuit shown in Fig. 1 is a slight modification of one sent in by Claude Elder of Aliquippa, PA. It is a little audio oscillator that is simple to build, yet has three controls for the panel to add interesting confusion to the operation.

Momentary switch S1 turns the sound on and off, and S2 controls the decay of the sound. The potentiometer controls the frequency (tone) of the sound. The parts values are not critical.

Most of the do-nothing circuit entries have involved sound in one way or another. How about some more with flashing lights and/or moving meters?

## Interesting books

McGraw-Hill has added two very useful books to its Electro Skills series. One is for reference and the other is on CB repair.

*A Reference Guide to Practical Electronics* by Robert G. Krieger, Sr. contains a thorough treatment of 100 of the most commonly used electronics equations. The book covers subjects ranging from Ohm's law to some quite sophisticated topics. Each section follows this format: statement of the equation, definition of equation terms, thorough explanation, and examples of use.

This guide has information that should be near your workbench. It can help you through some of the tough ones.

*How to Repair CB Radios* by Lawrence E. Shultz does a good job of telling you how to do just what the title promises. It covers diagnosing, troubleshooting, and servicing 23- and 40-channel CB's. Power supplies and antennas are covered as well. Though this book is about CB equipment, the techniques explained and used are applicable to all kinds of receivers and transmitters.

These books should be available through your local bookstore but if you have a problem finding them, write Gregg/McGraw Hill, 1221 Avenue of the Americas, New York, NY 10020.

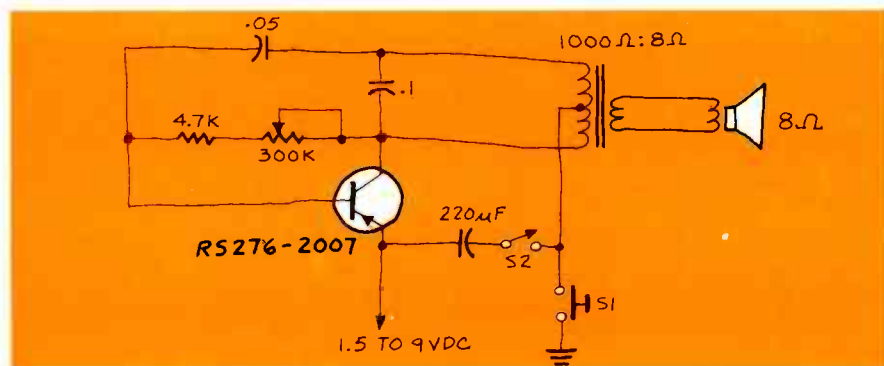


FIG. 1

## Printed circuit know-how

Quite understandably, there is a lot of interest in making and using printed circuit boards. Of course, many articles have appeared in **Radio-Electronics** about PC work. We do make every effort to keep you informed about the latest developments. What so many of you seem to need, however, is a source of information about *all* the methods of fabricating boards.

Well, the Heath Company (Benton Harbor, MI 49022) has come to the rescue with their *EI-3134 Printed Circuit Course*. In addition to the 390-page self-study manual, this program includes all materials for making boards using a wide variety of methods plus two useful kits that use the PC boards you make: the *model GD-600* photoelectric light switch and the *model GD-1287* touch control switch. When you finish the course, you not only have the knowledge you need, but you have two items to use around the house or shop.

The course is well planned, and is written in clear, easy-to-understand language. It covers the selection of material and method, design, art work, PC-board fabrication, and board assembly.

If you want to "put it all together" as far as PC boards go, give consideration to this course. I am sure Heath will be glad to send you a catalog containing information about it, and the many other courses and kits they offer.

## New catalog

If you have not seen the Fair Radio Sales Company (P.O. Box 1105, Lima, OH 45802) catalog, do yourself a favor and get one. Fair handles government and commercial electronic surplus and their catalog includes receivers, transmitters, subassemblies, motors, meters, test instruments, and parts.

## A little shocker

The circuit shown in Fig. 2 is quite interesting. Closing momentary switch S1 produces a "shocking" high voltage on the transformer. The electronic principles here are the same as found in cattle prods and similar devices. Of course, this one is a bit on the weak side.

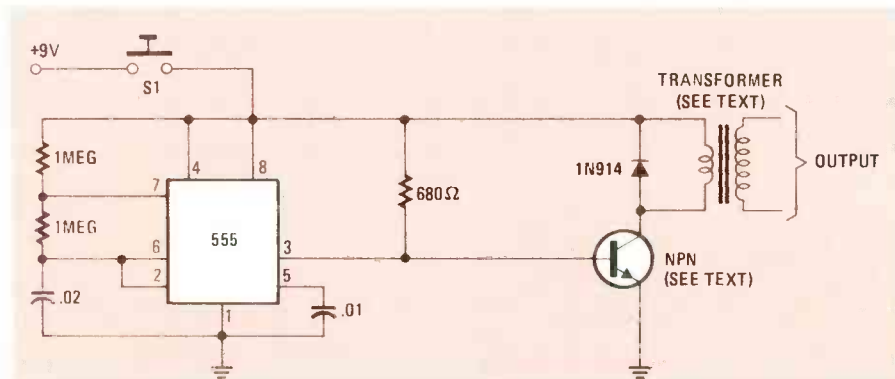


Fig. 2

**Help Prevent  
Birth Defects –  
The Nation's  
Number One  
Child Health  
Problem.**

Support the  
**March of  
Dimes**  
BIRTH DEFECTS  
FOUNDATION

The 555 is wired as an oscillator that turns the transistor switch on and off. The transistor is any power NPN—a power-tab audio type works well. One of the smaller variety such as the Radio Shack No. 2008 can be used if you limit the on-time to brief intervals to prevent burning it out.

As the transistor switches, current is allowed to pulse through the transformer. The rapid building and collapsing of the magnetic field places a much higher voltage on the transformer output.

Finding a proper transformer may cause a bit of a problem. What you need is an audio-output type made for use with tubes—the higher the turns ratio, the better. If you can scrounge one out of an old tube-type radio or TV, probably it will do quite well.

Notice that the transformer is wired backwards, as it were. The circuit is connected to the secondary (the side that was connected to the speaker). Of course, that makes the high impedance (former) primary side the output.

If you need a small source of low-current high-voltage pulses, this circuit may be just the thing. Watch the on/off button—the current drain of this thing will eat up a battery in short order. R-E

**FREE**  
**HEATHKIT®**  
**CATALOG**



## 400 electronic kits:

Stereo components, color TV's, computers, test instruments, electronics educational programs, amateur radio gear – things you've always wanted, now at low kit prices.

## Discover the fun of kit building:

It's a great way to relax in your spare time, resulting in beautiful things you'll be proud to have in your home. And it's easy. The famous Heathkit illustrated manuals make it easy for anyone to build reliable craftsman-like kits.

## Send today!

It costs nothing to discover the complete line of Heath electronic kits. Don't miss it. Clip and mail the coupon now.

**Heathkit**

If coupon is missing, write:  
Heath Company, Dept. 020-802  
Benton Harbor, MI 49022

**Heathkit**

Heath Company,  
Dept. 020-802  
Benton Harbor, MI 49022

Send my **free** Heathkit Catalog now.  
I am not currently receiving your catalog.

Name \_\_\_\_\_

Address \_\_\_\_\_

City \_\_\_\_\_ State \_\_\_\_\_

CL-730 Zip \_\_\_\_\_

CIRCLE 8 ON FREE INFORMATION CARD

# new ideas

## POOL-PUMP TIMER

AS SUMMER TEMPERATURES GO UP, SO does the use of electricity. For those who own swimming pools, a large part of that increased electrical usage is caused by the swimming-pool pump. Although most pumps are set up to run continuously, that type of operation is unnecessary in many cases.

The circuit (Fig. 1) described here is a pool-pump timer, or controller, that lets you run your pump for 15, 30, or 45 minutes out of an hour, rather than continuously. If you wish, the circuit can be disabled and the pump run continuously simply by turning the circuit's power switch to OFF.

The 555 timer IC is connected in the astable mode. Its output is adjusted by

a potentiometer to give you a 2.27-Hz clock pulse. That clock pulse is applied to the input of the 4020, a 14-bit binary counter.

The differentiating circuit (C3, R3) resets the counter when the device is first turned on. After the 4096th clock pulse, pin 3 of the counter goes high and stays high until the 8192nd clock pulse. When that happens, pin 3 goes low again.

Using a clock frequency of 2.27 Hz, it will take about 30 minutes for pin 3 to go high and about 30 more minutes for it to go low again. The output of the counter is applied to one input of the 4011 NAND gate. To get the timing for the 30-minute "on" state, a logic "high" (12 volts) is applied to the other input of the NAND gate, and the gate's

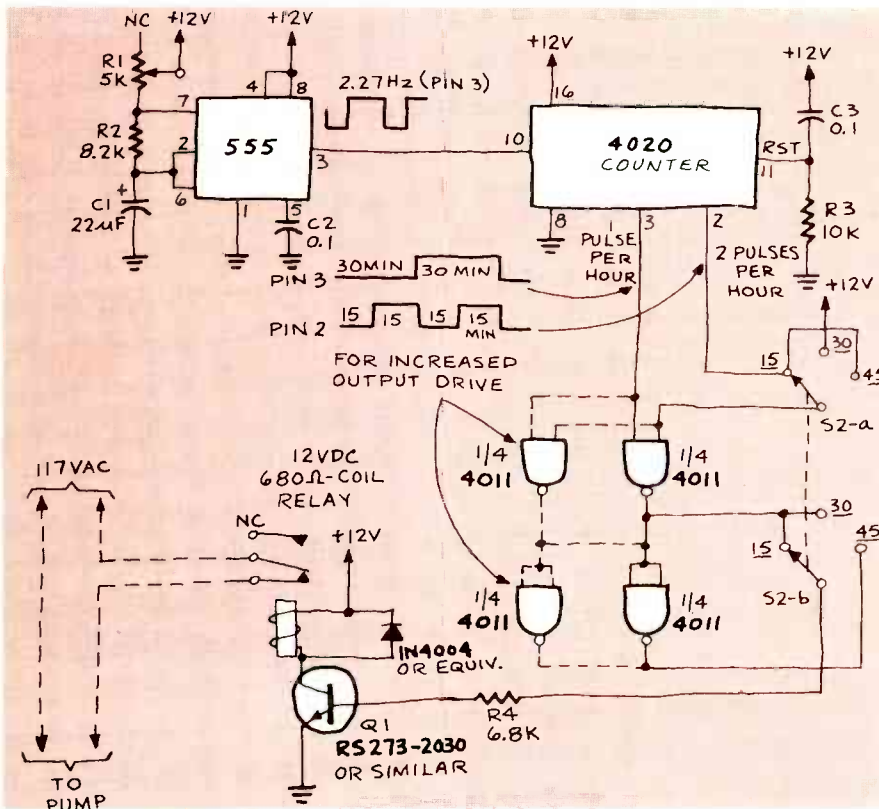


FIG. 1

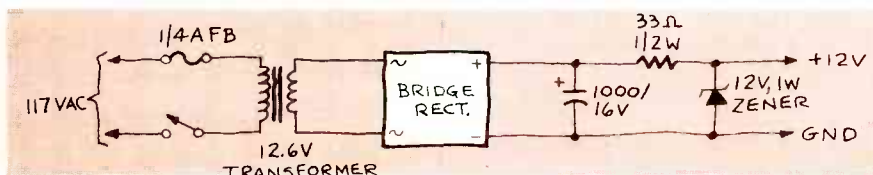



FIG. 2

## NEW IDEAS

This column is devoted to new ideas, circuits, device applications, construction techniques, helpful hints, etc.

All published entries, upon publication, will earn \$25. In addition, Panavise will donate their model 324 Electronic Work Center, having a value of \$49.95. It combines their circuit-board holder, tray base mount, and solder station (see photo below). Selections will be made at the sole discretion of the editorial staff of **Radio-Electronics**.



I agree to the above terms, and grant **Radio-Electronics Magazine** the right to publish my idea and to subsequently republish my idea in collections or compilations of reprints of similar articles. I declare that the attached idea is my own original material and that its publication does not violate any other copyright. I also declare that this material had not been previously published.

Title of Idea

Signature

Print Name

Date

Street

City

State

ZIP

Mail your idea along with this coupon to: **New Ideas Radio-Electronics**, 200 Park Ave. South, New York, NY 10003

output is connected through R4 to the base of Q1.

To get the 15-minute "on" state, the logic "high" is removed from the input of the NAND gate and the output from pin 2 of the 4020 is connected in its place. When that is done, the output of the gate is high for 45 minutes and low for 15 minutes. To get the 45-minute "on" state, the output from the 15-minute "on" state is simply inverted using a second NAND gate. Another pair of NAND gates may be used in parallel with the first if you find that more drive is needed.

The transistor switch, Q1, saturates when the input to its base is high. When that happens, current flows and energizes the relay. The pool pump is connected to the relay's normally closed contacts and is turned off when the relay is energized.

Construction is straightforward, and any method can be used. Wire wrap was used to build the prototype. The only important point to remember is that the relay contacts must be capable of handling the current drawn by the pump. Any 12-volt power supply may be used, but a regulated supply such as the one shown in Fig. 2 is advisable.

That's all there is to it. I'm sure that you'll find, as I did, that this circuit will make running your pool a lot less expensive this summer. —Tim Landreth

## service questions

### VERTICAL PROBLEM

Fred Steurer, of Hamilton, OH, sends along a hint on the vertical oscillator time-constant problem we covered in the January 1981 issue of **Radio-Electronics** (Service Questions). He says that this problem can also be caused by the vertical-hold control if it has leakage to the case. Thank you!

### BURNING RESISTOR

*I've got a peculiar problem! This Magnavox T940 burns out T302, a 1000-ohm, 3-watt resistor (actually a thermistor) in series with the vertical-output transformer primary. There is only a 28-volt drop across it, showing less than 1 watt dissipation! A 50- $\mu$ F capacitor on the bottom end of the primary (C107C) shows no shorts or leakage. With a new resistor, the vertical sweep is normal until the resistor blows.—K.Y., Marysville, MI*

You've proved that the overload isn't due to DC, so, there's only one possibility left—excess AC current! There is a very high pulse present at the top of the primary, and the big capacitor is meant to get rid of it at the bottom end. I don't think it is working.

Check the bottom of the primary with an oscilloscope. If you see a high pulse-voltage, replace that capacitor. An easy way to check is to disconnect the capacitor and tack in a new one for testing. The cause of problem is a high pulse-voltage flowing through resistor and grounding through good capacitors in the B+!

### TRANSFORMER SUBSTITUTION

In the December 1980 issue of **Radio-Electronics**, I had a question about replacing power transformers in audio amplifiers. I suggested a 12-volt filament transformer. A reader in Canada disagrees with that! He says that the original transformers have a built-in fuse! (Mostly imports, I think—Editor) If a stock transformer is used, the next fault may cause the amp to burn up.

I'll agree with him, in principle. As I should have mentioned before, whenever I replace a transformer like this (with a built-in fuse) I add a fast-blow fuse to the circuit! This is easier than it sounds. You can use a pigtail fuse, with insulating sleeve or, if there is no room, cut the line cord and use an in-line fuse holder like those used on many car radios. Check the actual maximum load current and don't use a fuse rated at more than about 120% of that current. For a 0.7-amp current, for example, use a 1-amp fuse. R-E



## THE SUPER

# performer.



Model 60 is ruggedness, safety and overload protection

Let the Triplett Model 60 tester show you what a full-featured VOM is all about. You get all the extras that make any testing job easier... you get a superior design that eliminates 90% of costly repairs due to VOM misuses... you get a VOM that's:

1. **X'TRA RUGGED**—Will withstand an accidental drop up to five foot height.
2. **OVERLOAD PROTECTED**—All ranges protected by diode and unusual three fuse arrangement, including 1/8 amp, 1 amp and 2 amp/1000V fuses.
3. **SAFETY DESIGNED FOR YOU**—Designed to most rigid safety standards; completely insulated unit including newly designed safety leads.

For a demonstration, contact your Triplett Distributor, Mod Center or representative. Triplett Corporation, Bluffton, Ohio 45817. (419) 358-5015, TWX (810) 490-2400.

MODEL 60  
NOW ONLY

**\$133**

Triplett performance... a tough act to follow

**TRIPLETT**


CIRCLE 68 ON FREE INFORMATION CARD

CIRCLE 69  
FOR IN-PLANT  
DEMONSTRATION

# new products

**HOME SECURITY-SYSTEM KIT, model GD-3510** Security Light Control, uses a passive infra-red sensor to detect changes in temperature, when accompanied by motion, in a 25-by-25-foot range. When a warm-bodied object moves through the field, lights and/or other devices (up to the model GD-3510's 500-Watt capacity) are turned on.

Sensitivity-level may be preset manually to prevent false triggering. Built-in safeguards prevent




CIRCLE 50 ON FREE INFORMATION CARD

the system from triggering false alarms during daylight, or because of temperature changes without movement. The model GD-3510, specially packaged in easy-to-assemble kit form with a step-by-step assembly manual, is priced at \$139.95—Heath Company, Benton Harbor, MI 49022.

**DIGITAL MULTIMETER, model AM-4**, is a digital multimeter with ranges and capabilities for industrial use. The ranges are 0-1.999/19.99/199.9 volts AC/DC plus 0-1000 VAC, and 0-1500 VDC (15K VAC/DC can be added with an accessory high-voltage probe); 0-1.999/199.9  $\mu$ A AC/DC, 0-1.999/19.99/199.9 mA AC/DC, 0-10 amps AC/DC (0-300/1000/6000 amps AC can be added with accessory clamp-on current transducers); 0-19.99/199.9 ohms, 0-1.999/19.99/199.9K ohms plus a special diode test range; 0-199.9 mV AC/DC. An AC leakage range (0-1.999 mA AC) for checking 115/230 VAC appliances can be added with an accessory leakage detector.

The accuracy specifications are: DC,  $\pm 0.8\%$  of reading  $\pm$  LSD; AC,  $\pm 1.5\%$  of reading  $\pm$  LSD based on 45-500 Hz sinusoidal waveform. (Accuracy on 0-20/200  $\mu$ A ranges may be affected by outside interference.) Resistance is  $\pm 1\%$  of reading  $\pm 2$  LSD. Clamp-on, AC current transducers add  $\pm 1/2\%$  of reading; 15K VAC/DC high-voltage probe adds up to  $\pm 2\%$  of reading. The leakage detector meets and exceeds ANSI requirements.



CIRCLE 141 ON FREE INFORMATION CARD

The model AM-4 features auto-zeroing on all ranges except the very sensitive 0-20-ohms range. On the 0-20 ohms range, it may be necessary to use the ohm-zero adjust to zero the instru-

## SPECIAL THIS MONTH

SALE PRICE  
GOOD UNTIL  
9/31/81

## Electronics Paperback Books Quality Paperbacks at Affordable Prices

To order from this ad: Check off the books you want. Total the prices. Add in shipping. NY State residents add Sales Tax. Total it up, enclose your check and mail.

- 28 Tested Transistor Projects \$3.50
- Single IC Projects \$3.95
- IC 555 Projects (Expanded Edition) \$4.50
- Electronic Test Equipment Construction \$4.50
- 1st Book of Hi Fi Loudspeaker Enclosures \$3.25
- Handbook Of IC Audio Preamp and Power Amp Construction \$3.25
- 50 Circuits Using Germanium Silicon and Zener Diodes \$3.50
- Practical Computer Experiments \$4.75
- 50 CMOS IC Projects \$3.50
- Digital IC Equivalents and Pin Connections \$7.50
- Linear IC Equivalents and Pin Connections \$7.50
- Popular Electronic Circuits, Book 1 \$4.95
- Digital IC Projects \$4.95
- Popular Electronic Projects \$3.50
- Electronic Music and Creative Tape Recording \$3.50
- Projects In Opto Electronics \$3.50
- Electronic Games \$4.50

**DIGITAL IC PROJECTS**  
A variety of simple and more advanced projects based on digital IC's. Regular price \$4.95

This month **ONLY \$4.50**

**50 CIRCUITS USING DIODES**  
Circuits and applications in many areas of electronics. Regular price \$3.50

This month **ONLY \$3.00**

**POWER SUPPLY PROJECTS**  
Regulated, unregulated and variable supplies for semiconductor circuits. Regular price \$4.95

This month **ONLY \$4.50**

**HOW TO BUILD TREASURE LOCATORS**  
Hetrodyne metal locators can be easy to build. Complete details. Regular price \$3.50

This month **ONLY \$3.00**

**PRACTICAL ELECTRONIC CALCULATIONS**  
How to solve for any electronic values, and do it easily. Regular price \$5.95

This month **ONLY \$5.25**

**ELECTRONIC TECHNOLOGY TODAY INC.**  
17 State Lane, Central Islip, NY 11722

8/81

Price of Books .....  
Sales Tax (NY State Residents only) .....  
Shipping and Handling .....  
(60c 1 or 2 books. 25c each addl.)  
TOTAL .....


Name .....  
Address .....  
City ..... State ..... Zip .....

ment. Size is 6 13/16 X 3 13/16 X 1 11/16 inches; weight 11 ounces. MTL all-weather test leads are supplied.

The model AM-4 is priced at \$129.85.—**Amprobe Instrument**, 630 Merrick Road, Lynbrook, NY 11563.

**BROADBAND VHF/UHF BEAM ANTENNA**, the *Scanner Beam*, is intended primarily for the hobby scanner and is designed to work over the continuous frequency range from 108 through 512 MHz. The antenna consists of a seven-element, log-periodic array with a gain approaching 8-dB above a dipole on the high band and UHF. The 15-dB front-to-back ratio makes the *Scanner Beam* suitable for long-distance, weak-signal directional reception; average VSWR is 1.92:1. On low band (30-50 MHz), the antenna resembles an omni-directional vertical antenna.

The *Scanner Beam* is constructed of heavy-duty aluminum tubing, and features unbreakable Cyclocac insulators, a 4-foot baked-enamel painted boom, and includes a 4:1 matching balun transformer for either 50- or 75-ohm coaxial feedline. A universal offset mount permits it to be attached to a metal mast with a minimum of interaction, and further allows the antenna to be tilted in a vertical plane for satellite reception. It is also useful for transmitting in the 144, 220-and 420-MHz bands.



CIRCLE 142 ON FREE INFORMATION CARD

The *Scanner Beam* is priced at \$39.95, plus \$4.00 for shipping. A matching coaxial cable assembly, 65 feet long, with factory-installed "F" connector, Motorola connector, and weather boot costs \$14.95 plus \$4.00 shipping.—**Grove Enterprises, Inc.**, Route 1, Box 156S, Brassstown, NC 28902.

**CASSETTE INTERFACE**, the *Fastload*, is a device that inputs prerecorded programs into TRS-80 Model I, Level II computers at 16 times the normal speed. Any cassette of up to C-20 in length can be loaded at 8000 baud using a modified CTR-41 recorder plus the *Fastload*. For short programs the *Fastload* is faster than disk and



CIRCLE 143 ON FREE INFORMATION CARD

longer programs load in seconds rather than minutes. The unit is a small box that is placed under the cassette recorder and plugs into either the back of the TRS-80 16K keyboard or the expansion interface. The *Fastload* does not require transferring all programs to another medium first. A modified CTR-41 cassette tape recorder must be used with the *Fastload*. The modification allows both the PLAY and FAST FORWARD controls to be latched down at the same time so that the head is in contact with the tape at the fast-

forward speed. To use the *Fastload*, the user initializes with a system command after turning on the TRS-80; then the LOAD command can be used. Price for the *Fastload* Cassette Interface is \$188.00; the modified CTR-41 recorder is \$95.00.—**Personal Micro Computers, Inc.**, 475 Ellis St., Mountain View, CA 94043.

**BASS ACTIVATOR/SUBSONIC FILTER**, model DF120 *Bass Bomb*, provides variable bass-frequency selection of 40 Hz to 160 Hz with a 0 to 12-dB bass-boost level control while using a filter to eliminate subsonic noise. Attached to the pre-amp and amplifier, the subsonic filter automatically protects speakers and amplifiers from unwanted voltage spikes and also minimizes subsonic noise from turntable, tone arm, acoustic feedback, and warped records. Other features are elimination of distortion under 20 Hz, a slide

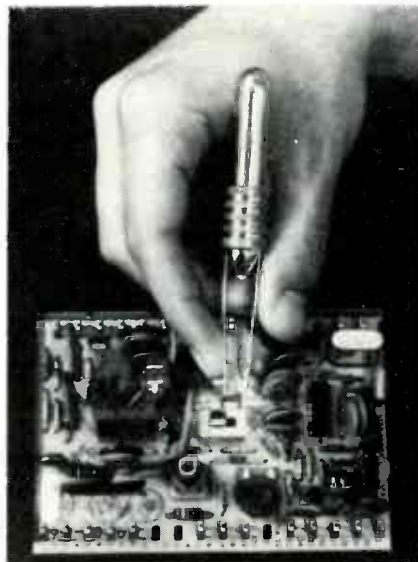


CIRCLE 144 ON FREE INFORMATION CARD

control for selecting the most desired frequency, and the option to keep subsonic filter in-circuit even when bass boost circuitry is turned off. Suggested retail price is \$99.95.—**Numark Electronics Corp.**, 503 Raritan Ctr., Edison, NJ 08817.

**PRECISION TWEEZERS**, are battery-powered lighted tweezers, with stainless steel blades. They are powered by a single AAA battery, and the lamp directs the light to the working area.

A low-cost plastic-case model is available that is ideal for field tool cases, just what is needed for working in poorly-lighted field situations. Two stainless-steel case models are also available, one with a straight tip, and one with an angle tip. The steel cases will last many years on the industrial assembly bench.



CIRCLE 145 ON FREE INFORMATION CARD

The plastic-cased tweezers are priced at \$5.68; the steel tweezers are \$16.98.—**Desco Industries, Inc.**, 351 F Oak Place, Brea, CA 92521.

**CB RADIOS**, President models AR-711 and AR 144: The model AR 711 (shown), designed and built to the specifications of truckers and other *continued on page 76*

# Troubleshoot complex digital products fast

## with B&K-PRECISION SIGNATURE ANALYSIS!



If you've ever signal traced an analog circuit, you can now troubleshoot digital—even microcomputer-based circuits. The breakthrough is B&K-PRECISION's SA-1010 signature analyzer.

Companies committed to cutting service costs and reducing "board float" are designing many products for signature analysis testing. Digital "signatures" are documented in a service manual. The technician compares this reference data with signatures observed with the SA-1010 in the circuit under test. When the signatures match, the circuit is good... when they don't, the problem is isolated! No complex waveforms or logic tables to analyze. The SA-1010 does all the work by converting digital data into easy-to-compare four-digit hexadecimal displays.

The SA-1010 is the top performer, packed with features...

- 20MHz operating speed
- 10μs set-up time
- Multifamily...TTL, MOS and CMOS
- Internal clock output
- Signature "HOLD"
- Unstable Signature "HOLD"

Signature analysis is here today...and the SA-1010 is in stock for delivery.

For more information, or to order an SA-1010, call B&K-PRECISION toll-free at 800-621-4627.

**BK PRECISION**  
**DYNASCAN**  
**CORPORATION**

6460 West Cortland Street  
Chicago, Illinois 60635 • 312/889-9087

Int'l. Sis., 6460 W. Cortland St., Chicago, IL 60635  
Canadian Sales; Atlas Electronics, Ontario

CIRCLE 24 ON FREE INFORMATION CARD



## NOW YOU CAN BUILD YOURSELF AN ORCHESTRA

The most advanced — most versatile organ you ever dreamed of is now within most everyone's reach . . . because you build it yourself the exclusive WERSI way.

Expand your instrument according to your taste and budget. With WERSI's 'Building Block' system, you'll never need to trade organs again!

Superior WERSI quality also available in pianos, synthesizers, amps, rhythm units, etc. . . . kit or factory assembled.

Send \$6 for the exciting Sight and Sound package everyone raves about. You'll receive the famous "WERSITIME 2" 12" LP with accompanying libretto as well as a full color, 104 page manual, widely acclaimed as the encyclopedia of organ builders, introducing you to the Wonderful World of



WERSI ELECTRONICS, INC. Dept. M4  
P. O. Box 5318, 1720 Hempstead Road  
Lancaster, PA 17601

Please send above demo pack @ \$6.00.

Name \_\_\_\_\_

Address \_\_\_\_\_

City \_\_\_\_\_ State \_\_\_\_\_ Zip \_\_\_\_\_

professional users, features a noise-cancelling microphone with an extra-long coil that extends to 10 feet. There is also a 4-inch external speaker, with mounting bracket and 5-foot cable; instant-select channel-9 and channel 19 switches; auto-



CIRCLE 146 ON FREE INFORMATION CARD

motive protective knobs, and a HI-CUT tone switch. Other features include MIKE GAIN, RF GAIN, ANL/NB, S/R/F meter, digital channel indicator, TX and RX indicators, positive/negative ground, automatic modulation control, PA and external speaker jacks. There is also a plug-in DC power cord.

The model AR 144 is a 40-channel AM/SSB mobile CB radio featuring NB/ANL, Channel-9 priority, brite-dim, mode and PA-CB switches, plus MIKE GAIN, RF GAIN, and CLARIFIER controls. Other features include S/R/F meter, digital channel indicator, TX/RX mode and channel-9 indicators, automatic modulation control, detachable dynamic microphone, positive/negative ground, PA and external speaker jacks, and plug-in DC power cord.

The model AR 711 has a suggested retail price of \$139.95; the suggested price for the Model AR 144 is \$219.95. Both models carry a two-year full warranty.—American Radio Corporation, 6330 Castleplace Drive, Indianapolis, IN 46250.

FLOOR-STANDING SPEAKER SYSTEM, model L 150A, is a successor to the model L 150, and has

a high-frequency dome radiator, equipped with a one-inch copper voice coil and two-pound magnetic assembly. Formed of lightweight phenolic material coated with aluminum, the dome reproduces the highest frequencies with superior depth and clarity, offering greater power-handling capacity as well. It also features a new high-resolution dividing network that provides the system with improved transient response throughout its range. The 12-inch low-frequency driver, in combination with a passive radiator, delivers exceptionally deep, distortion-free bass response. There is a five-inch midrange that provides accurate, natural sound at all levels.



CIRCLE 147 ON FREE INFORMATION CARD

The model L 150A's maximum recommended amplifier power is 300 watts-per-channel. The nominal impedance is 8 ohms. Crossover frequencies are 1.1 kHz and 9.7 kHz, the system's sensitivity is 89 dB sound-pressure level (1 watt/1 meter).

The model L 150A is priced at \$695.00 each.—James B. Lansing Sound, Inc., 8500 Balboa Boulevard, Northridge, CA 91329. R-E

## LEARN MICROPROCESSING on your own computer!

### You Learn How To:

- Design & code micro-processor software
- Use logic & Bit Manipulation Techniques
- Enter & execute programs on your own computer
- Understand Microprocessor Architecture & Support Chips
- Control Programmable Input/Output Ports
- Implement Real-Time Interrupt Handling & Data Transfer
- Design your own microcomputer



8085A MICROPROCESSOR TRAINING UNIT \$299.95

### You Will Receive:

- A fully tested and assembled 8085A Microcomputer with 1K RAM, 1K EPROM and 1K PROM Memory, Programmable I/O, Keyboard Unit, CPU Card, Display and Operating System. 44 pin edge connector can be configured to any bus structure, area on CPU Card for Custom wire-wrap design or user defined interface circuitry, completely expandable
- Complete Step-by-Step Instruction Manual
- Complete User's Manual with programs included
- 352 page 8085A Cookbook takes you from basic microprocessor concepts to actual design of an 8085A Microcomputer
- 344 page 8080/8085 Software Design Book I with over 190 executable program examples plus detailed examination of all 244 instructions and typical assembly language program for the 8080/8085 Microprocessor

Satisfaction Guaranteed. If not completely satisfied you may return the product within 30 days for a full refund.

**RATED BEST VALUE BY INSTRUCTORS**

**PACCOM** CREDIT CARD ORDERS CALL TOLL-FREE  
3928 148th N.E., Dept. REB  
REDMOND, WA 98052 **1-800-426-6254** EXT. 18

YES! I want to start learning Microprocessors. Please rush me  
...8085 AAT Microprocessor Training Unit at \$299.95 plus \$3.00 P&H

NAME \_\_\_\_\_ DIVISA OMSICD  
ADDRESS \_\_\_\_\_  
CITY \_\_\_\_\_ ST \_\_\_\_\_ ZIP \_\_\_\_\_  
CARD NO \_\_\_\_\_ EXP DATE \_\_\_\_\_  
SIGNATURE \_\_\_\_\_

CIRCLE 20 ON FREE INFORMATION CARD

## FREE



## Burglar Alarm Catalog

Learn how to protect yourself and your possessions. Complete security catalog offers more than 1600 items ranging from simple magnetic door switches and bell systems to the most sophisticated radar, ultrasonic and infrared detectors. Catalog is designed for alarm installers, businesses, government agencies and do-it-yourselfers who demand the highest quality equipment.

MOUNTAIN WEST, Dept. RE-8  
4215 N. 16th St., Phoenix, AZ. 85016

Please send me your FREE color product catalog.

Name \_\_\_\_\_  
Address \_\_\_\_\_  
City \_\_\_\_\_ State \_\_\_\_\_ Zip \_\_\_\_\_  
or call toll free 1-800-528-6169


CIRCLE 30 ON FREE INFORMATION CARD

## Vital protection for PC Boards



Be safe. Desolder PC components with Endeco irons. Get proper HEAT TO MELT and strong VACUUM ACTION TO LIFT solder and cool both PC board and component without damage.

These PC components replaced fast with Endeco desoldering or soldering tools.



Endeco professional features include safety light that denotes high, low and off on switch models. SS construction for long life, light weight and balance for easy use.

Contact your distributor for Endeco desoldering and soldering irons, kits and equipment—or write us today.

**Enterprise Development Corp.**  
5127 East 65th Street  
Indianapolis, IN 46220  
Phone: (317) 251-1231

CIRCLE 43 ON FREE INFORMATION CARD



## BUILD A MODEM

continued from page 60

If all else fails, you'll have to write a simple version of PARAM just for this package.

Once you have found the command interpreter, you must determine if the entries in the command table are of fixed or of variable length. Variable-length entries are usually marked by setting the most significant bit of the command's last character high. To make a short command work in a table of fixed-length commands, pad it with blanks. The end of the table may be detected either by a counter's reaching zero, in which case an adjustment to the program will be necessary, or by the inclusion of an end-of-table marker.

To construct the routines in BASIC, you must have commands available that allow input and output to specific I/O ports. An input command that "hangs up" until data is ready will not work.

In BASIC, the indirect calls used in the assembly-language program are not practical. Replace them with a multi-way branch structure (ON-GOTO, IF-THEN-GOTO, etc). Each subroutine will then have to end with "GOTO start".

Once the software is written and seems to run without "crashing," you are ready to try it with the hardware.

Connect the modem to the computer's serial port and apply power. Typical RS-232 connections were shown in Part 2, in the July 1981 issue of *Radio-Electronics*.

Your modem will emit a tone whenever it is on. Use your new program to select the options compatible with the installation you intend to communicate with. Without calling anyone, enter the emulator program by typing the TE (or your equivalent) command. The modem should "bleep" immediately upon entry to the emulator and with each key closure thereafter. You should also be able to fill the screen or teletype with garbage by whistling near the modem's microphone.

If everything appears to work, exit the emulator program and if you installed a separate power switch, turn off the modem. (The switch makes it easier to establish a connection with certain time-sharing operations.) Double-check all options, including the channel-select switch on the modem.

To call a big time-sharing service you will want your modem to transmit on the lower ORIGINATE band. Dial the number. When you hear the ANSWER tone, place the telephone handset into the coupler with the phone's mouthpiece in the modem's "speaker" muff. (Try to do this gently as some noises can disconnect you.) As soon as the handset is seated, turn on the modem and invoke the emulator by typing "TE."

Our new model 128 has a beeper and a whole lot more. After you've seen it we think you'll agree that this is the best all around field service DMM available. It beeps on all three functions—V,  $\Omega$  and A—and on all ranges

for each function. Applications are virtually unlimited. It "displays" a standard digital readout, an audible tone for rapid over/under checks and an over/under arrow.

**The sound choice.** Unique 128 design enables you to verify forward conduction and reverse blocking of semiconductor junctions, test LEDs and check multiple junction components. Even with the beeper on, the 128 maintains 10M $\Omega$  input resistance. You can calibrate both the beeper threshold and the A/D without disassembling the instrument.

The 128 is human engineered with a large, 0.6" display, rugged ABS case and display window, 350-hr battery life and overload protection.

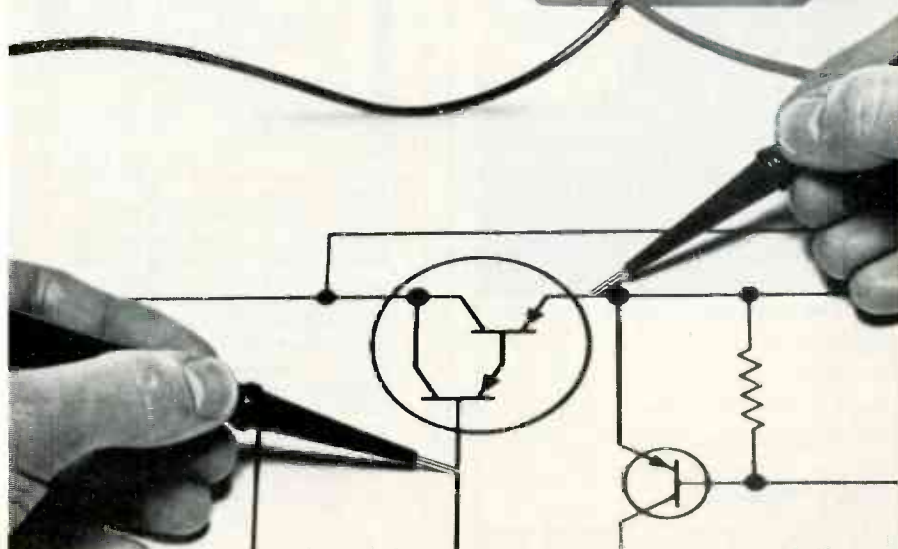
Much less versatility can cost much more than \$139.

The 128 is the sound choice because it's the smart buy. Contact your local Keithley representative or distributor.


Nothing less than the best.

# KEITHLEY

Keithley Instruments, Inc.  
28775 Aurora Road/Cleveland, OH 44139  
(216) 248-0400/Telex: 98-5469



CIRCLE 29 ON FREE INFORMATION CARD



**DON'T  
BLAME  
THE  
SOFTWARE!**

Pat. #4,259,705

Power Line Spikes and Hash often cause memory loss or erratic operation. Often floppies, printer & processor interact!

OUR patented ISOLATORS eliminate equipment interaction AND curb damaging Power Line Spikes, Surges and Hash.

Filtered 3-prong sockets and integral Spike Suppression. 125 VAC, 15 Amp, 1875 W Total - 1 KW per socket.

ISO-1 ISOLATOR. 3 Filtered Sockets; 1000 Amp 8/20 usec Spike Suppressor ..... \$62.95

ISO-4 ISOLATOR. 6 Filtered Sockets; 1000 Amp 8/20 usec Spike Suppressor ..... \$106.95

ISO-3 SUPER-ISOLATOR. 3 DUAL filtered Sockets; 2000 Amp 8/20 usec Spike Suppressor ..... \$94.95

ISO-7 SUPER-ISOLATOR. 5 DUAL filtered Sockets; 2000 Amp 8/20 usec Spike Suppressor ..... \$154.95

Master Charge, Visa, American Express

**TOLL FREE ORDER DESK 1-800-225-4876**  
(except AK, HI, MA, PR & Canada)

**Electronic Specialists, Inc.**

171 South Main Street, Natick, MA 01760

Technical & Non-800: 1-617-655-1532

**CIRCLE 49 ON FREE INFORMATION CARD**



**FREE!**

1981  
DISCOUNT  
ELECTRONICS  
CATALOG

**JOIN THE PAK!**

Send for our Free catalog and become a member of our exclusive Pak. Our members receive Poly Paks'

exciting catalog several times a year. We offer:

Penny Sales, Free

Premiums and Low,

Low Prices on a wide variety of

Electronic Products such as Computer Peripherals, Integrated Circuits, Speakers, Audio Equipment, Rechargeable Batteries, Solar Products, Semiconductors, and much, much more! Take advantage of our 25 years as America's foremost Supplier of discount electronics.®

Over  
4.5 Million  
Satisfied  
Customers

**RUSH ME YOUR FREEDISCOUNT CATALOG!**

NAME: \_\_\_\_\_

ADDRESS: \_\_\_\_\_

CITY: \_\_\_\_\_

STATE: \_\_\_\_\_ ZIP: \_\_\_\_\_

CLIP AND MAIL COUPON TODAY TO:

**POLY PAKS, INC.**

P.O. Box 942, RA8

S. LYNNFIELD, MA. 01940

(617) 245-3828

**CIRCLE 28 ON FREE INFORMATION CARD**

## BUILD A \$60 MODEM

*continued from page 77*

The system called should respond with the "log-on" prompt. If it doesn't, recheck the selection of options—especially the recognition character and channel—and try again. (You must hang up and then redial.) If you still have no success, repeat the hardware and software tests that were recommended earlier. Try to isolate the general source of your trouble. If you have a patient friend who has a modem, he can be a great help. Get him to send you data while you try various combinations of options. If the problem is in the modulator-half of your modem, have him monitor your transmissions, informing you each time you transmit something accurately.

The important question of whether the problem is in the modem or in the computer can be best answered by substituting your modem for the modem in a working system—perhaps even one at a computer store. Finally, don't overlook the telephone itself. The most frustrating problem we have encountered was produced by a desk phone with a bad duplex network.

Once your system is running, you can look forward to making new friends via the CBB's (Computer Bulletin Boards) and programs like *MicroNET's* CB simulator. You will also have access to a very broad source of programs and in-

formation utilities. And the future promises even more. A word of caution, though, to the overenthusiastic: long-distance is sometimes the next best thing to bankruptcy! **R-E**

## REFERENCES

Roger L. Hicks, "RS-232", *80 Microcomputing*, March 1980, p. 136 (a good source of serial-port information for TRS-80 users).

Austin Lesea, Rodney Zaks, *Microprocessor Interfacing Techniques*, Sybex, 1977.

Garth Nash, "Low-Speed Modem Fundamentals," Motorola application note AN-731.

Don Lancaster, *TV Typewriter Cookbook*, Howard W. Sams, 1978.

## 8-BALL ANTENNA

*continued from page 48*

threaded rods without heads and require a nut and washer on each side of the wood strip. Tighten the bolts and attach the vertical wood strip/bolt assemblies to the frame as shown in Figs. 5 and 6, using a 1/4-inch nut on each side of the metal rib as shown. Set the spacing between the vertical wood strips and the frame according to the dimensions in Fig. 5, but tighten the bolts just finger-tight.

For ease in setting the spacing between the rib and the redwood vertical strip, cut 13/16-inch, 37/32-inch, and 7/4-inch spacer blocks. Use them to set the spacings at points 24, 48, and 72 inches up and down from center. (See Fig. 5.) Figure 9 shows the 7/4-inch spacer in place while one of the 12-inch bolts is being adjusted.

It is very important to position the vertical strips so that the horizontal strips lie flat across them. That is why the adjustment bolts were left just finger-tight—to allow for the slight left or right movement necessary for alignment. Once the horizontal strips have been installed, the adjustment bolts will be tightened.

Attach the 3/4×2-inch horizontal wood strips to the vertical strips as shown in Fig. 4. At each lattice joint use glue and a 1/4-inch brass screw. Pre-drill the screw holes—preferably with a pilot drill—otherwise you're likely to break the screw or split the wood.

We'll show you how to handle the lattice corners when we continue with the 8-Ball next month. **R-E**

## FREE! NEW CATALOG OF HARD-TO-FIND PRECISION TOOLS



Jensen's new catalog is packed with more than 2000 quality items. Your single source for hard-to-find precision tools used by electronic technicians, scientists, engineers, schools, instrument mechanics, laboratories and government agencies. This popular catalog also contains Jensen's world-famous line of more than 40 tool kits. Send for your free copy today!

**JENSEN TOOLS INC.**

1230 SOUTH PRIEST DRIVE  
TEMPE, ARIZONA 85281

**CIRCLE 18 ON FREE INFORMATION CARD**

## TO MAGAZINE RETAILERS:

Radio-Electronics Magazine is pleased to announce its "Retail Display Allowance Plan" available to retailers interested in earning a display allowance on *Radio-Electronics Magazine*. To obtain details and a copy of the formal contract, please write to the Marketing Department, Kable News Company, Inc., 777 Third Avenue, New York, New York 10017, our national distributor, who will act as administrator of our plan. Under our Retail Display Allowance Plan, in consideration for fulfilling conditions of the agreement, you will be entitled to receive a display allowance. This plan will become effective for all issues you receive subsequent to written acceptance on our behalf of your application.

# market center

**CLASSIFIED COMMERCIAL RATE** (for firms or individuals offering commercial products or services) **\$1.65 per word prepaid** (no charge for zip code) . . . **MINIMUM 15 WORDS**. 5% discount for 6 issues, 10% for 12 issues within one year, if prepaid.

**NON-COMMERCIAL RATE** (for individuals who want to buy or sell a personal item) **\$1.00 per word prepaid** . . . no minimum.

**ONLY FIRST WORD AND NAME** set in bold caps. Additional bold face (not available as all caps) at 10¢ per word. All copy subject to publisher's approval. **ADVERTISEMENTS USING P.O. BOX ADDRESS WILL NOT BE ACCEPTED UNTIL ADVERTISER SUPPLIES PUBLISHER WITH PERMANENT ADDRESS AND PHONE NUMBER.** Copy to be in our hands on the 26th of the third month preceding the date of the issue (i.e., August issue closes May 26). When normal closing date falls on Saturday, Sunday, or a holiday, issue closes on preceding working day.

## Satellite TV Receive 200 Channels Anywhere!

That's what the ads say. Is it true? Well, yes & no. You can receive 75 to 200 channels, but not just anywhere. Those ads are written to sell expensive equipment, which you might not even be able to use. Only a complex computer analysis of your location can tell for sure.

We offer an independent computer analysis of your location, anywhere in the world. Our computer will tell you which satellites you can receive, where to point your antenna, & how strong the signals are likely to be.

The cost? Only \$19.95 postpaid (Air Mail \$2.00 extra). We can save you hundreds—even thousands of dollars. Send Money Order, check, or charge it on VISA or Master Card.

Call Toll Free! 24-hrs. 800-228-2606  
In Nebraska, 800-642-8777

### Satellite Computer Service

Dept. RE, 1808 Pomona Drive  
Las Cruces, NM 88001 U.S.A.

## Satellite TV


### FOR THE HOME

#### Sick of Network TV?

Our receiver lets you get over 75 channels of television directly from earth-orbiting cable TV satellites! HBO, Showtime, super stations, sports and movies worldwide.

### We don't just sell information! We Manufacture Hardware!

Our technical information book and catalog gives you all the facts. Inexpensive dishes, feeds, telemetry software, kits and more. Recommended reading by NASA. The Office of Consumer Affairs and quality companies like Rockwell/Collins. Send \$7.95 today!



From offshore oil rigs, data links to hotels and backyard installations, we wrote the book. Constantly updated, our 94 Page technical information book and catalog gives you all the facts. Inexpensive dishes, feeds, telemetry software, kits and more. Recommended reading by NASA. The Office of Consumer Affairs and quality companies like Rockwell/Collins. Send \$7.95 today!

CALL  
24-hrs. C.O.D. Hotline  
(305) 339-7600

### SPACECOAST

RESEARCH CORPORATION

P.O. Box 442-E, Altamonte Spgs, FL 32701

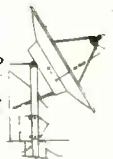
## SATELLITE TELEVISION

**SATELLITE** television...Howard/Coleman boards to build your own receiver. For more information write: **ROBERT COLEMAN**, Rt. 3, Box 58-ARE, Travelers Rest, SC 29690

**SAVE \$\$\$!** Satellite television manual, source catalogue. Dishes, receivers, complete systems. Design, programming. Illustrations, photos. \$3.95. **WESTCOLONY**, Dept-E, Box 9471, Fresno, CA 93792

## SATELLITE TELEVISION

We manufacture the highest spec 3-meter data & video dish in the world 41db gain! We also sell direct. Immediate delivery or you pick up. Complete details including satellite TV information, aiming service and discount schedule. Send \$1.25 for postage & handling to: **TIGER TENNAS**, P.O. Box 561, Casselberry, Florida 32707



**SATELLITE** equipment catalog. Over 25 of the best manufacturers and suppliers, LNA's, receivers, antennas and complete systems covered in detail. Four different sections. \$12.00. **TMS CO.**, P.O. Box 8369, Roseville, MN 55113

**SATELLITE** television complete electronics, just add antenna. 24 channel receiver, 120° LNA, modulator, feed horn (specify parabolic or spherical), with all required cables and connectors (75'). \$2500. Data sheets \$2. Delivery stock to 45 days. **KIRBY SATELLITE SYSTEMS**, Box 87, Cheyenne, OK 73628

## Enjoy Satellite TV Now



Better than Cable TV—Over 200 TV and radio services. Why waste money? Learn the whole story and build a video system the family can enjoy. No commercials, **FREE** movies, sports and Vegas shows—worldwide, crystal clear reception connects to any TV set. Big (8 x 11 in.) book loaded with details, photos, plans, kits—**TELLS EVERYTHING! Satisfaction Guaranteed.**

Send \$7.95 TODAY! Add \$2.00 for 1st class (air mail) or call our 24 hour C.O.D. rush order line (305) 862-5068.

**GLOBAL ELECTRONICS**, P.O. Box 219-E, Maitland, Florida 32751

## EDUCATION & INSTRUCTION

**LEARN** computer technology—maintenance training from the digital specialists. **Free brochure. INNOVATIVE HOME STUDY**, Box 1046, Indian Rock Beach, FL 33535

## PASS FCC EXAMS

The Original FCC Tests Answers exam manual that prepares you at home for FCC First and Second Class Radiotelephone Licenses. Newly revised multiple choice exams cover all areas tested on the actual FCC exam. Plus—Self-Study Ability Test. Proven! \$12.95 postpaid. Moneyback Guarantee.



**COMMAND PRODUCTIONS**, P.O. Box 26348-E, Radio Engineering Division, San Francisco, CA 94126

## ATTENTION ELECTRONIC TECHNICIANS

Highly Effective Home Study BSEE Degree Program for Experienced Electronic Technicians. Our New Advanced Placement Program grants Credit for previous Schooling & Professional Experience. Advance Rapidly! Our 36th Year! **FREE DESCRIPTIVE LITERATURE!** Cook's Institute of Electronics Engineering, DESK 15, P.O. BOX 20345, JACKSON, MS 39209

To run your own classified ad, put one word on each of the lines below and send this form along with your check for \$1.65 per word (minimum 15 words) to:

**Radio-Electronics, 200 Park Avenue South, N.Y., N.Y. 10003**

### ORDER FORM

**PLEASE INDICATE** in which category of classified advertising you wish your ad to appear. For special headings, there is a surcharge of \$10.

( ) Plans/Kits ( ) Business Opportunities ( ) For Sale  
( ) Education/Instruction ( ) Wanted ( )

Special Category: \$10

(PLEASE PRINT EACH WORD SEPARATELY, IN BLOCK LETTERS.)

1	2	3	4	5
6	7	8	9	10
11	12	13	14	15
16	17	18	19	20
21	22	23	24	25
26	27	28	29	30
31	32	33	34	35

PLEASE INCLUDE FOR OUR FILES YOUR PERMANENT ADDRESS AND PHONE NUMBER.

# Radio Shack is America's Parts Place™

## No Minimum Order! No Waiting! Low Prices!

### Low-Priced Precision Wire-Wrapping Tool




Long-Life Steel Bit **5<sup>95</sup>**

This balanced 4½" all-metal tool speeds wiring of IC projects. It strips, wraps, and unwraps 30-gauge wire. Includes an easy-to-use stripper that stores in the handle. 276-1570

30-Gauge Kynar Wire

Color	Cat. No.	50-ft. Spool
Red	278-501	2.39
White	278-502	2.39
Blue	278-503	2.39

### TV RF Modulator Board




• Prewired RF Module **16<sup>95</sup>**  
• Ch. 2 or 3 Output

Accepts b&w or color video, 30-15,000 Hz audio. With instructions, labeled and drilled board, parts list, RF module and antenna switch. PARTS EXTRA — all available at Radio Shack. 277-122 **16.95**  
Shown built with recommended parts

### 20-Range LCD Multimeter

**79<sup>95</sup>**

• 10-Meg Input  
• Automatic Zero-Adjust & Polarity



Carry Case **Only 6<sup>95</sup>**  
22-153

Easy-to-read 0.4"-tall liquid crystal display with convenient low-battery and over-range indicators. Measures up to 500VAC in 4 ranges; 1000VDC in 4 ranges; 200 mA AC and DC current in 3 ranges each; 20 megohms resistance in 6 ranges. Size: 6¾x3¾x1¼". Leads and manual included. Requires 9V battery or AC adapter. 22-198 **79.95**  
AC Adapter. U.L. listed. 273-1431 **4.95**

### Resistor Packs



100-Piece Assortments **2<sup>99</sup>** Each

Great buy — keep a pack on hand! The most asked for values. ½W-10%. 271-306 Pkg. 100/2.99  
¼W-5%. 271-308 Pkg. 100/2.99

### Quad BiFET Op-Amp



**2<sup>99</sup>** 13V/μS Slew Rate

TL084C. Low-noise JFET inputs. Internally compensated. ± 18V supply. 14-pin DIP. 276-1714 **2.99**

### DPDT Switch

**34% Off!**

Reg. 3.19 **2<sup>09</sup>**

Compact lever-type with contacts rated 6A at 125VAC. Mounts in 7/16" hole. 275-259 Sale 2.09



### 6-Amp Triacs

Low As **99¢**

For lamp dimmers, heat element control, AC switching and more. TO-220 cases. 200V. 276-1001 **99¢**  
400V. 276-1000 **1.19**



### Card Connector

Was 5.95 **4<sup>95</sup>**



40-Pin. Reusable insulation displacement-type mounts at ends or along length of ribbon cable. Compatible with many microcomputers. 276-1558 **Now 4.95**

### Metal-Film Capacitors

Low As **39¢** Each



250WVDC. Aluminum deposited mylar for ultra-low leakage. Epoxy dipped for stability.

μF	Cat. No.	Each
.01	272-1051	.39
.047	272-1052	.49
.1	272-1053	.59
.22	272-1058	.69
.47	272-1054	.79
1.0	272-1055	.89

### Micronta® Precision Panel Meters



**8<sup>95</sup>** Each

These top-quality meters allow you to monitor critical circuits. Feature easy-to-read faces and D'Arsonval movements for ± 5% accuracy, full scale. Require 1½" mounting hole. 0-50 μA DC. 270-1751 **8.95**  
0-1 mA DC. 270-1752 **8.95**

### Micro Test Clips

**NEW!** **1<sup>49</sup>**  
Package of 2

Insulated push-type — ideal for testing components on crowded boards. One red, one black. 270-370 **Pkg. of 2/1.49**



### Quad Timer IC

**20% Off!**

Reg. 2.49 **1<sup>99</sup>**

Type 558. Four type 555 timers in a single 16-pin DIP. 276-1742 **Sale 1.99**



### 12VDC Reed Relay

**Only 99¢**



DPST. Encapsulated type with PC pins. Contacts rated 0.5A at 125VAC. 1½x 9/16x1/16" 275-229 **99¢**

### 16K Hobby RAM

**New Low Price!**  
Was 13.95 **5<sup>95</sup>**

4116 Dynamic RAM. 100% prime. Our lowest price ever! 276-2505 **Now 5.95**



### Voltage Regulator

**4<sup>99</sup>**



LM317. Adjustable, positive. Up to 1.5A output. TO-3 case. 276-1777 **4.99** **1.2 to 37VDC**

### Mercury Switch

**NEW! 1<sup>19</sup>**


Tilt to close circuit. SPST contacts rated 5A at 125VAC. Wire leads. Style may vary. 275-027 **1.19**



### Mini Amp with Built-In Speaker

**Only 11<sup>95</sup>**

• 200 mW Output  
• 1 mV Sensitivity  
• 10 to 10,000 Hz Response



This compact, integrated-circuit amplifier with built-in speaker is ideal for use with a telephone pickup coil, a microphone or electric guitar. Use it as an intercom, the audio stage of a receiver project — or add a probe and it becomes a handy signal tracer! Has volume control with on/off switch, 1/8" jacks for input and external speaker or earphone. 2½x 3¾x 1¼" molded case. Requires one 9V battery. 277-1008 **11.95**

Start Your Next Project at The Shack™

**Radio Shack®**

A DIVISION OF TANDY CORPORATION • FORT WORTH, TEXAS 76102  
OVER 8000 LOCATIONS WORLDWIDE

## COMPUTER SUPPORT CENTER

**Zilog**

Z80-CPU	2.5 MHz	6.95	Z80-SIO/0	4.0 MHz	27.85
Z80-CPU	4.0 MHz	9.45	Z80-SIO/1	4.0 MHz	27.85
Z80-PIO	2.5 MHz	5.45	Z80-SIO/2	4.0 MHz	27.85
Z80-PIO	4.0 MHz	7.65	Z80-SIO/3	4.0 MHz	27.85
Z80-CTC	2.5 MHz	5.45	Z80-SIO/4	4.0 MHz	27.85
Z80-CTC	4.0 MHz	7.65	Z80-SIO/5	4.0 MHz	27.85
Z80-DMA	2.5 MHz	15.95	Z80-DART	4.0 MHz	11.95
Z80-DMA	4.0 MHz	22.95	Z80-DART	4.0 MHz	14.85

### MOS MEMORIES

MOS Static RAM's

Part No.		Price
2101-35	1K (256 x 4) 300NS 22 PIN	3.65
2102-25	1K (1K x 1) 250NS 16 PIN	1.25
P2111-45	1K (256 x 4) 450NS 16 PIN	2.95
P2112-35	1K (256 x 4) 350NS 18 PIN	2.65
2114L	Low Power 4K (1024 x 4) 300NS	3.45
2147	4K (4K x 1) 55NS	9.95
2147	4K (4K x 1) 70NS	7.95

### UART's

AYS-1013A	40 Khz Single 5V Supply	Special 3.95
-----------	-------------------------	--------------

### IK CMOS RAM

5101	1K (256 x 4) 450NS 22 PIN Low Power	3.45
------	-------------------------------------	------

### 4K CMOS RAM

P6504	4K (4K x 1) 550NS 18 PIN 110MW	6.45
P6514	4K (4K x 1) 450NS 18 PIN 110MW	6.45

### SHIFT REGISTERS

1403A	(TO-5)	dual 512 bit	2.98
1404A	(TO-5)	single 1024 bit	2.98
3341APC	FF10 1 MHz		4.75
3342PC	64 bit		3.95
3347PC	80 bit		3.45

### ECL RAM

10410ADC/HM1206	256 x 1 bit / fully decoded 15NS 16 pin	7.95
-----------------	---	------

### CLOCK CHIP

MSM5832RS	Microprocessor Real-Time Clock/Calendar	12.95
-----------	---	-------

### CMOS

CD4001BE	.18	CD4040BE	.64	CD4108BE	1.69
CD4002BE	.59	CD4041BE	.89	CD4510BE	5.8
CD4006BE	.59	CD4042BE	.54	CD4511BE	.76
CD4007BE	.24	CD4043BE	.70	CD4512BE	.52
CD4008BE	.67	CD4044BE	.48	CD4514BE	1.68
CD4009BE	.69	CD4045BE	.96	CD4515BE	1.54
CD4010BE	.39	CD4046BE	.69	CD4516BE	1.98
CD4011BE	.18	CD4049BE	.38	CD4519BE	.52
CD4012BE	.18	CD4050BE	.32	CD4520BE	.56
CD4013BE	.29	CD4051BE	.79	CD4522BE	.78
CD4014BE	.56	CD4052BE	.79	CD4526BE	1.25
CD4015BE	.56	CD4053BE	.79	CD4527BE	1.59
CD4016BE	.32	CD4060BE	.89	CD4528BE	1.59
CD4017BE	.54	CD4066BE	.48	CD4531BE	.84
CD4018BE	.52	CD4068BE	.24	CD4532BE	.84
CD4019BE	.48	CD4069BE	.18	CD4539BE	.59
CD4020BE	.68	CD4070BE	.24	CD4543BE	1.44
CD4021BE	.57	CD4071BE	.24	CD4543BE	2.89
CD4022BE	.79	CD4072BE	.19	CD4555BE	.88
CD4023BE	.19	CD4073BE	.24	CD4556BE	.58
CD4024BE	.44	CD4075BE	.24	CD4581BE	1.89
CD4025BE	.20	CD4076BE	.54	CD4582BE	.69
CD4026BE	1.45	CD4078BE	.24	CD4584BE	.42
CD4027BE	.54	CD4079BE	.18	CD4585BE	.72
CD4028BE	.54	CD4082BE	.18	CD4702BE	8.95
CD4029BE	.69	CD4085BE	.44	40097PC	.72
CD4030BE	.38	CD4086BE	.54	40098PC	.72
CD4033BE	1.67	CD4093BE	.58	40161PC	1.20
CD4034BE	2.44	CD4094BE	1.75	40174PC	.98
CD4035BE	.69	CD4104BE	2.36	40175PC	.98

### DIODES & RECTIFIERS

1 AMP RECTIFIERS		3 AMP RECTIFIERS	
IN4001	.04	IN4005	.08
IN4002	.05	IN4006	.07
IN4003	.06	IN4007	.08
IN4004	.06	IN4008	.07
		IN4009	.08
		IN4010	.07
		IN4011	.08
		IN4012	.07
		IN4013	.08
		IN4014	.07
		IN4015	.08
		IN4016	.07
		IN4017	.08
		IN4018	.07
		IN4019	.08
		IN4020	.07
		IN4021	.08
		IN4022	.07
		IN4023	.08
		IN4024	.07
		IN4025	.08
		IN4026	.07
		IN4027	.08
		IN4028	.07
		IN4029	.08
		IN4030	.07
		IN4031	.08
		IN4032	.07
		IN4033	.08
		IN4034	.07
		IN4035	.08

### SUPER SPECIAL

IN250B	37 amp 200V	\$2.17
--------	-------------	--------

### ZENER DIODES

IN4728A	IN4752A (1 watt)	.14
IN4753A	IN4754A (1 watt)	.18
IN746A	IN759A (400 mW)	.10
IN5224B	IN5252B (400 mW)	.11
IN5336A	IN5378A (5 watt)	.53

### SWITCHING DIODES

IN914B	.04
IN4148	.04

### PLASTIC POWER TRANSISTORS

TIP29A	.37	TIP41B	.57	TIP122	.72
TIP29B	.38	TIP41C	.59	TIP125	.72
TIP29C	.39	TIP42A	.57	TIP126	.77
TIP30A	.39	TIP42B	.59	TIP127	.84
TIP30B	.42	TIP42C	.64	TIP140	1.44
TIP31A	.42	TIP110	.57	TIP141	1.54
TIP30C	.42	TIP111	.57	TIP142	1.96
TIP31B	.42	TIP112	.64	TIP145	1.84
TIP31C	.45	TIP115	.55	TIP146	1.98
TIP32A	.42	TIP116	.59	TIP147	2.25
TIP32B	.45	TIP117	.64	TIP295S	.85
TIP32C	.48	TIP120	.64	TIP305S	.70
TIP41A	.55	TIP121	.68	FT305S	.59

### MICROPROCESSOR CHIP SETS

8035 CPU	5.95	6800 CPU	4.65
8039 CPU	7.95	6802 CPU	8.65
8080A CPU	4.45	6808 CPU	6.45
8085 CPU	6.45	6809 CPU	19.95
8155	6.95	6810	2.65
8212	1.98	6820	3.65
8214	3.45	6821	2.65
8216	1.98	6845	29.50
8224	3.45	6850	2.65
8226	1.98	6852	2.65
8228	4.98		
8251	4.95	6502 CPU	7.45
8253	7.45	6504 CPU	7.65
8255	4.95	6505 CPU	7.65
8257	7.95	6520	5.72
8259	7.95	6522	7.95
8279	8.45	6532	10.85
8748	36.00	6551	10.95
8755	32.90		

### EPROM'S

C1702A	2K 1US	\$ 7.95
2K1 US		
C2708	1K x 8 450 ns	\$ 4.75
C2716/TMS2516 (Intel version)		\$ 6.98
16K 450NS Single 5V Supply		\$ 29.95
TMS2532 (T 1 Pin Out)		\$ 29.95
32K (4096 x 8) 450 ns		\$ 18.75
C2732 (Intel version)		\$ 18.75
32K (4096 x 8) 450 ns		\$ 14.00
TMS2564	64K (8K x 8) 450 ns	\$ 14.00
16K STATIC RAM	Special \$22.95	
TMM2016-3 16K (2K x 8) 300NS		
16K MOS DYNAMIC RAM'S (16 PIN)		\$2.98
4116-20 (300NS)		\$ 2.45
4116-30 (300NS) Ceramic	Special	
4K MOS DYNAMIC RAM'S		Special 2.65
TM54060-30		
4K (1K x 1) 300NS 22 PIN		
16K CMOS STATIC RAM	Special	
6116 16K (2K x 8) 150NS 16 PIN	Special	\$44.00
64K MOS DYNAMIC RAM		\$36.00
4164 64K (64K x 1) 200NS 16 PIN		\$48.00
4164 64K (64K x 1) 150NS 16 PIN		\$48.00

74S288	2.50	256 bit, 16 PIN
74S198	2.50	256 bit, 16 PIN
93427/82S129	3.45	1K, 16 PIN
93417/82S126	3.45	1K, 16 PIN
93446/7621	4.95	2K, 16 PIN
93436/7620	4.95	2K, 16 PIN
93453/7643	7.95	4K, 18 PIN
93448/7641	8.45	4K, 24 PIN
93451/82S181	19.95	4K, 24 PIN
82S185/7128	27.95	8K, 18 PIN
74S478/7132	19.98	8K, 24 PIN
82S191/7136	78.00	16K, 24 PIN

LM301AN-B	.32	LM741CN-8	.28
LM307AN-B	.29	LM742CN-14	.50
LM308N-8	.88	LM748CN-8	.39
LM308CH	.95	LM1488N-8	.47
LM309K	1.56	LM1488N-14	.83
LM310HC	1.49	LM1489N-14	.64
LM311CH	1.03	LM1495CN-14	2.54
LM311N-B	.62	LM1496CN-14	1.36
LM318N-8	1.19	LM2211CN 14	2.75
LM318CH	1.48	LM2240PC	1.95
LM324N	4.65	LM3403N-14	.85
LM324N	4.65	LM3403N-14	.85
LM339N	4.85	LM725CN-14	1.46
LM339N	4.85	LM725CN-14	1.46
N8128N	1.29	LM733CN-14	1.36
N8128N	3.65	LM733CN-14	3.30
SN76477NF	1.96	LM741CH	.59
		ULN2003AN	.64

### DUAL-IN-LINE LOW PROFILE I.C. SOCKETS

8 PIN	.07
14 PIN	.11
16 PIN	.11
18 PIN	.17
20 PIN	.19
22 PIN	.21
24 PIN	.23
28 PIN	.27
40 PIN	.39

### OPTOELECTRONICS

LED209	T-1 3 mm Red	.09
LED211	T-1 3 mm Green	.19
LED212	T-1 3 mm Yellow	.14
LED213	T-1 3 mm Red	.14
LED222	T-1 3/8 5 mm Green	.24
LED224	T-1 3/8 5 mm Yellow	.16

### DISPLAYS

FND357	.375	Common Cathode	.99
FND507	.500	Common Cathode	.99
FND507	.500	Common Anode	.99
DL1416			25.00

### ISOLATORS

ILD74	Dual Opto Isolator	1500V	1.29
ILO74	Quad Opto Isolator	1500V	3.95
ILC76	Dual Opto Isolator	1500V	1.29
MC72	Opto Coupler	1500V	.54
TIL111	Opto Coupler	1500V	.54
4N26	Opto Isolator	2500V	.54
4N33	Opto Isolator	1500V	.65

### SCR's and TRIAC's

CI06D	.34	SCR	5 amp 400V TO-220
TIC44	.36	SCR	0.6 amp 30V TO-92
TIC47	.42	SCR	0.6 amp 200V TO-92
TIC116B	.97	SCR	8 amp 200V TO-220
TIC116D	.99	SCR	8 amp 400V TO-220
TIC			

## PLANS & KITS

**BUILD** a frequency standard as accurate as WWV. Use to verify accuracy of your frequency counter. Complete circuit \$8.00. Send stamp for kit information. **DA PRODUCTS**, PO Box 566, Hampshire, IL 60140

**NEGION generator.** Build using ignition coil! Plans, PC artwork, \$1.00. **HOME BREW ELECTRONICS**, Box 55311, Indianapolis, 46205

**LOWEST** prices electronic parts. Confidential catalog free. **KNAPP**, 4750 96th St. N., St. Petersburg, FL 33708

**MODULAR** power supplies, relays, IC, P-amps and more. For catalog send \$1.00 to: **MICRO-PROCESSOR CONTROL SPECIALISTS**, 18 Royal Lane, Londonderry, NH 03053

### FREE KIT Catalog

FUNCTION GENERATOR KIT \$59.95  
Auto-Ranging Cap-meter kit \$79.95

Phone 415-447-3433

Write or Phone for FREE CATALOG.  
Average 1 minute Saturday call is 21¢.

**DAGE SCIENTIFIC INSTRUMENTS**  
BOX 1054R LIVERMORE CA 94550

contains  
TEST &  
EXPERI-  
MENTER'S  
EQUIP.

**SAVE 90%**. Build your own micro or minicomputer. Free details. **DIGATEK CORPORATION**, Suite E, 2723 West Butler Drive, Phoenix, AZ 85021

**DECODE** Morse and RTTY signals off the air with our **Morse-A-Word** or **RTTY Reader**. **Morse-A-Keyer** keyboard also available. Quality kits or factory wired. Call or write for details. **MICRO-CRAFT**, Box 513R, Thiensville, WI 53092 (414) 241-8144

**PRINTED** circuit boards from sketch or artwork. Kit projects. Free details. **DANOCINTHS INC.**, Box 261, Westland, MI 48185

HIGHLY PROFITABLE

## ONE-MAN ELECTRONIC FACTORY

Investment unnecessary, knowledge not required, sales handled by professionals. Ideal home business. Write today for facts!  
**Post card will do. Barta-RE-P, Box 248, Walnut Creek, CA 94597.**

**FREE** catalog IC's semis, parts. **CORONET ELECTRONICS**, 649A Notre Dame W., Montreal, Que, Canada H3C 1H8 US inquiries

**PALOMAR—pride—exclusive repair facility.** Factory trained technicians—all work guaranteed. **PALOMAR/PRIDE ELECTRONICS**, 1320 Grand, San Marcos, CA 92069 (714) 744-0720

**MICROWAVE** television "downconverters" under \$50.00. High quality, easily assembled. Catalog: \$2.00 (refundable). **NDS**, Box 12652-R, Dallas, 75225

### ELECTRONIC ORGAN KITS

3-4 Manuals

THEATER and CLASSICAL

Refundable Parts  
Brochure \$2.00 Catalog \$1.50

**DEVTRONIX ORGANS, INC.**, Dept 60  
6101 WAREHOUSE WAY, SACRAMENTO, CA 95826

**AUDIO** kits. Equalizer—twelve bands/channel \$100; 24, \$225; noise reducer/expander, \$110; LED meter, \$42; see **R-E** cover stories 5/78, 3/81, 2/80, or send stamp for catalog. **SSS**, 912R Knobcone, Loveland, CO 80537

**END adjacent** channel interference on your TV set. Unique device enables your ordinary set to separate all channels completely. Makes new programs available. Complete plans, \$5.00. **RELTRON**, Box 921103-R2, Cleveland, OH 44101

**TELEVISION** alignment—in minutes—while observing revolutionary pattern. Check RF, IF, video instantly! So simple and inexpensive it's incredible. Complete plans—\$8.00. Free details. **E-Z LINE**, Box 2702R, Clearwater, FL 33517

**AMAZING ELECTRONIC PROJECTS and PRODUCTS:** Lasers Super Powered, Burning Cutting, Rifle, Pistol, Pocket. See in Dark—Shotgun Directional Mike—Unscramblers—Giant Tesla—Stunwand—TV Disrupter—Energy Producing, Surveillance, Detection, Electrifying, Ultrasonic, CB, Auto and Mech. Devices, Hundreds More—All New Plus INFO UNLTD PARTS SERVICE. Catalog \$1. Information Unlimited, Dept. R8 Box 716 Amherst, N.H. 03031.

**UNIQUE** electronic plans: 2.4 GHz microwave downconverter system, \$5.00. Telephone memory dialer, negative ion generator, \$4.00 each. All three sets, only \$10.00! **Parts, kits available.** Send SASE for more information. **COLLINS ELECTRONICS**, Box 6424, San Bernardino, CA 92412

**AUTOMOTIVE** security, safety, and convenience circuits. 10 tested plans \$2.00. **ELA**, Box 44334, Cleveland, OH 44144

**PORTABLE** digital capacitor meter with 1% accuracy. Range—1 pf to 10,000 uf. Uses readily available CMOS IC'S. Build for under \$25.00! Etched PCB and plans—\$12.95. Calibration components included. **DRISCOLL ELECTRONICS**, 57 Scofield Ave., Bridgeport, CT 06605

39<sup>95</sup>

ADD \$2.50 FOR POSTAGE

### 30 CHANNEL CABLE TV CONVERTER

FREE!

UNUSUAL 96 PAGE ELECTRONIC PARTS & IDEAS CATALOG!

ORDER No. 171AE047  
**TRACO** ROUTE 9N,  
PLATTSBURGH, N.Y. 12901  
Tel.: (518) 561-8700.

**MICROWAVE** television education manual New publication explores concepts, antennas, downconverters: \$16.25. Information package on microwave and other exciting television products: \$2.00. **ABEX**, P.O. Box 26601-RM, San Francisco, CA 94126

**CABLE TV** converters and equipment, microwave antennas and downconverters. Plans and parts. Build or buy. For information send \$2.00. **C&D COMPANY**, PO Box 21, Jenison, MI 49428

**SUPER** microwave TV downconverter complete assembled system, ready to hook up. \$159.95 PC board set with plans \$25.00. **HOBBI SHACK**, P.O. Box 235, Jersey City, NJ 07303

**ELECTRONIC** catalog. Over 4,500 items. Parts & components. Everything needed by the hobbyist or technician. \$2.00 postage & handling, refundable with first \$15.00 order. (Foreign \$4.00 U.S. funds). **T&M ELECTRONICS**, 472 East Main Street, Patchogue, NY 11772 (516) 289-2520

## CB RADIO

**GET** more **CB** channels and **rangel** Frequency expanders, boosters, speech processors, interference filters, VOX, how-to books, plans. Catalog \$2. **CB CITY**, Box 31500RE, Phoenix, AZ 85046

WRITE FOR

## McGEE'S

### SPEAKER & ELECTRONICS CATALOG

1001 BARGAINS IN SPEAKERS

Tel.: 1 (816) 842 5092

## WANTED

**MIRROR** in the lid, spinning disc, and other pre-1946 television sets wanted. Call collect: (203) 521-5280

**DO** you have a new ideal And wish to market it! Write to **NEW ENGLAND ELECTRONICS R&D DISTRIBUTORS**, P.O. Box 9587, Providence, RI 02940. We will research it and advise you. Send \$5.00 for postage and handling.

## CABLE TV EQUIPMENT

100 brand new Philips cable TV converters/VCR programmers. \$3560 (US funds). Prepaid to your door. Sample \$48. **BIRNBOM**, 3655 Ridgewood, Suite 103, Montreal, Canada H3V 1B4 (phone 514-739-0614) USA Inquiries

## FOR SALE

**EPROMS** 2732 Fujitsu prime 450ns single 5V supply. \$17.50. **SABADIA EXPORT CORP.** Box 16969, Temple Terrace, FL 33687. Telex 803712

# COMPUTER MARKET CENTER

COMPUTER MARKET CENTER ADVERTISING RATES 1" by 1 column (1 5/8") \$55.00. 1 1/2" by 1 column (1 5/8") \$82.50. 2" by 1 column (1 5/8") \$110.00. All ads must be prepaid. Send order and remittances to Computer Market Center, **Radio-Electronics Magazine**, 200 Park Avenue South, New York, New York, 10003. Address telephone inquiries to 212-777-6400. Frequency rates are available.

### TEXAS

USED COMPUTER TERMINALS, PRINTERS, MODEMS, SURPLUS ELECTRONIC PARTS. CATALOG \$1.00  
**RONDURE COMPANY**  
THE COMPUTER ROOM  
2522 BUTLER STREET  
DALLAS, TEXAS 75235  
(214) 630-4621

### ARIZONA

**SAVE 90%**  
Build your own computer. Free Details. Complete Catalog \$1.00 Refundable. **DIGATEK CORPORATION**, Suite 20D, 2723 West Butler Drive, Phx AZ 85021.

### CANADA

DYNAMIC INFORMATION TECHNOLOGIES LTD.  
P.O. BOX 6553 STN.A.  
SAINT JOHN, N.B., CANADA  
E2L 4R9 (506) 642-4260  
TERMINALS, PRINTERS,  
MICROCOMPUTERS  
SOFTWARE.

### MASSACHUSETTS

**THIS**

is only one of hundreds of unusual values . . .

Get your **FREE** CATALOG today!

Dept. R  
245A Great Road  
Littleton, MA  
01460

**computer plus**

### CALIFORNIA

**FREE!** INFO-PAK for small computer users mailed twice a year. We sell and broker all kinds of **SMALL COMPUTER SOFTWARE** from S-100 to TRS-80. **SOFTWARE REVIEW**, 704 Solano Ave., Albany, CA 94706 (415) 527-7730.

### WISCONSIN

CONVERT 6502 MICRO TO A PROGRAMMABLE CONTROLLER MAX. 32 EVENTS POSSIBLE 80 PG SOFTWARE/HARDWARE MANUAL 20.00, SPECS 1.00 HUNTER TECHNICAL SERV. P.O. BOX 359, ELM GROVE, WI 53122

Thanks to you.  
It works.  
For all of us.



**United Way**

**Take stock in America.  
Buy U.S. Savings Bonds.**



# New from OLP MOS POWER AMPLIFIER MODULES

80 and 120 watt power amplifier modules utilizing the latest technological advance in audio... the MOSFET. They provide faster slew rate and complete absence of crossover distortion. They are immune to thermal runaway, increasing long term reliability and eliminating the need for complicated protection circuitry which can add distortion. Can operate into complex loads without difficulty.

Like all OLP power amplifiers, the new MOSFETS are fully encapsulated to built-in heatsinks, require no external parts, need only FIVE CONNECTIONS, and are warranted for FIVE YEARS.

## PERFORMANCE SPECIFICATIONS:

Frequency response — 15 Hz — 100 KHz (-3 db). THD (Typical at 1 KHz) — 0.005%. IM (60 Hz and 7 KHz sinewave, 4:1 ratio) — .006%. S/N Ratio (DIN standard) — 100 db. Slew rate — 20 V/μs. Rise time — 3 μs. Input sensitivity/impedance — 500 MV/100k ohm. Output impedance — 4 ohms to infinity. Damping factor — 400.

MOS120 80 watt MOSFET Power Amplifier (5 ohms)	\$ 79.95
MOS200 120 watt MOSFET Power Amplifier (8 ohms)	\$129.95

## HYBRID POWER AMPS



- Built-in heatsinks
- 5 connections
- 5 year warranty!
- Protected circuitry
- No external parts required

## PERFORMANCE SPECIFICATIONS:

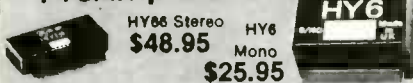
Frequency response — 15 Hz — 50 KHz (-3 db). THD (Typical at 1 KHz) — 0.01% IM Distortion — 0.006%. S/N ratio — 100 db. Slew rate — 15V/μs. Rise time — 5 μs. Input sensitivity/impedance: 500 MV/100 Kohms. Damping factor — 400. Power rated into 8 ohms (except HY400 rated into 4 ohms).

HY30 (15 watts RMS)	\$25.95
HY 60 30 watts RMS)	\$29.95
HY120 (60 watts RMS)	59.95
HY200 (120 watts)	79.95
HY400 (240 watts RMS)	99.95
FP480 "Bridges" 2 HY400s for 480 watts RMS at 8 ohms.	200.00

## RACK MOUNT CABINET \$49.95

Now available for MOSFETS, HY120, 200, or 400. Back panels are pre-cut for 2 amp modules. Power supply mounts inside chassis. Screened face-plate (19" x 5")

## PreAmplifiers



HY66 Stereo \$48.95  
HY6 Mono \$25.95

Inputs for RIAA phono, tape with monitor, tuner, auxiliary and microphone; full tone control circuitry. Incredible performance: Response DC to 100 KHz, distortion 0.05%, S/N 90 db. Output to 4.5 V RMS. Supplied with edge connectors. Compact. Reliable. Internal voltage regulation — use from 15 to 50 V safely!

## Power Supply Units

Circuit boards with all components plus TOROIDAL transformers (except PSU30 and 36). Toroidals are half the size and weight of conventional transformers, and are quieter and more efficient. Note: HY6 and HY66 can also be powered from any supply.

PSU50 (± 25V) for 1 or 2 HY50	\$33.60
PSU60 (± 35V) for 1 HY120	51.00
PSU70 (± 35V) for 1 or 2 HY120	64.00
PSU75 (± 45V) for 1 or 2 MOS120	64.00
PSU80 (± 45V) for 1 HY200	65.50
PSU95 (± 45V) for 1 MOS200	72.00
PSU100 (± 45V) for 1 HY400 or 2 HY200	89.50
PSU185 (± 55V) for 1 or 2 MOS200	95.00
PSU36 (± 20V) for 1 or 2 HY30	33.60
PSU30 (± 15V) for 12 HY6 or 6 HY66	22.95

## GLADSTONE Electronics

901 Fuhrmann Blvd., Buffalo, New York, 14203. Phone Orders (716) 849-0735

Visa or Mastercard

Mall Orders: Check (Certified), or Money Orders. No C.O.D.'s. Please add 5% shipping. CIRCLE READER SERVICE FOR CATALOG

CIRCLE 37 ON FREE INFORMATION CARD

**RF power transistors—tubes—special parts for "ham" linears.** MRF454 \$17.00, MRF455A \$14.00, 8950 \$9.00, 6LF6 \$5.50, catalog and cross-reference help available. COD—Visa/MC. WESTCOM 1320 Grand, San Marcos, CA 92069. (714) 744-0728

**BREADBOARD** one EXP300 power supply switches. L.E.D. indicators assembled \$58.50. \$2.50 S&H. R-E ELECTRONICS, 11002 Hammerly 32, Houston, TX 77043

**NOSTALGIA** crystal radio. Expertly handcrafted. Traditional style. Assembled and tested. Write for information. BOB RYAN, P.O. Box 3039, Anaheim, CA 92803

**SCANNER** monitor accessories—kits and factory assembled. Free catalog. CAPPL ELECTRONICS, Route 1R, Canon, GA 30520

**END adjacent** channel interference on your TV set. Unique device enables your ordinary set to separate all channels completely. Makes new programs available. Complete plans, \$5.00. RELTRON, Box 91103-R1, Cleveland, OH 44101

**RECONDITIONED** test equipment. \$1.00 for catalog—JAMES WALTER TEST EQUIPMENT, 2697 Nickel, San Pablo, CA 94806

2150 megahertz downconverters \$99.95 up, assembled. Details for SASE. GW ELECTRONICS, POB 688, Greenwood, IN 46142

**FREE speaker catalog!** Woofers, mids, tweeters, hardware, crossovers, grille cloth, plans, kits, information, much more. Discount prices. UNIVERSAL SOUND, Dept. RE, 2253 Ringling Blvd., Sarasota, FL 33577, (813) 953-5363



BLAZING NEW TRAILS IN  
ELECTRONICS SINCE 1949

FANON/COURIER CORPORATION 990 South Fair Oaks Avenue, Pasadena, California 91105. TEL (213) 799-9161 TELEX: 67-5446

**TELEPHONE** or office bugged? Latest detection equipment finds out fast. Free literature. CLIFTON, Box 220-M, Miami, FL 33168

## NOW! A 12 HOUR TAPE RECORDER for only \$95.00\*

LONG PLAY

High quality AC-DC Cassette Recorder provides 6 continuous hrs. of recording & play back of top quality true fidelity, distortion free sound on each side of cassette for a total of 12 hrs. Built-in features incl. • Voice level control • Auto tape stop • Digital counter • LED indicator, etc. AC Adapter & TOK DC-180 Cassette & Model 1000LP

Record incoming and outgoing calls automatically with this all solid state unit connected to your telephone jack and tape recorder. Starts recording when phone is lifted. Stops when you hang up. \$24.50\*

**VOX VOICE ACTIVATED CONTROL SWITCH** FCC APPROVED

Solid state. Self contained. Adjustable sensitivity. Voices or other sounds automatically activate and control recorder. Uses either recorder or remote mike. \$24.95\*

\*Add for ship. & hdg. Phone Call Adapter & VOX \$1.50 ea.—Recorder \$4.00. Cal. Res. add tax. Mail order, VISA, M/C, cod's ok. Qty. disc. avail. Money back guar. Free data. Dir. inv. AMC SALES, Dept. 19, 9335 Lubec St., Box 928, Downey, CA (213) 90421 Phone 869-8519

CIRCLE 14 ON FREE INFORMATION CARD

**MICROWAVE** receiver for MDS TV complete and ready to install. 24 db gain; \$250. ALEX, (215) 568-4264

**SAVE** up to 50% on name brand test equipment. Free catalog and price list. SALEN ELECTRONICS, Box 82-F, Skokie, IL 60077

**RESISTORS** 1/4W, 1/2W 5% carbon films 3¢ ea. No minimums. 1% metal films. Send for details. Bulk pricing available. JR INDUSTRIES, 5834-C Swancreek, Toledo, OH 43614

**COMPLETE** line of microwave television converters and accessories to suit your needs. Converters have a one year warranty backed by a 3 year reputation. Call or write for complete specifications and pricing. Dealer inquiries invited. TRITON MARKETING, 1933 Rockaway Parkway, Brooklyn, NY 11236 (212) 531-9004

**DOWN** converter power supplies 7-14V DC 50mA \$29.95 assembled and tested, plus \$3.00 postage and handling. MDS downconverter repairs \$29.95 includes parts. Send diagram and required frequency, plus \$3.00 postage and handling. MRF 901-\$2.59 each, chip caps 470pF 35¢ each, HP5802-2835 sub., for MA-4882 microwave diodes \$1.50 each. Minimum order \$10.00. Send money order or bank check to: NEW ENGLAND ELECTRONICS R&D DISTRIBUTORS, P.O. Box 9587, Providence, RI 02940

**PICTURE tube rebuilding equipment**—we sell and buy new and used equipment. Free training. ATOL TELEVISION, 6425 Irving Park, Chicago, IL 60634, Phone 312-545-6667

**FREE!** Discount electronics catalog. Over 4 1/2 million satisfied customers! Low low prices on IC's, LED's, readouts, computer peripherals, audio components, solar products and much much more. POLY PAKS, Box 942 REC, Lynnfield, MA 01940

## QUALITY ELECTRONIC PARTS AT WHOLESALE PRICES

**ELECTRONIC** dealers & hobbyists! Send name & address for "free catalog" & be placed on mailing list for monthly specials. Free technical assistance available with order. ROBERT MILLER, Dept. RE 2, Box 391, Bay Station, Brooklyn, NY 11235

## SIMPLE SIMON PART KITS

**SPECIAL FOR JULY!!**  
MITSUMI UHF TUNER  
OVER STOCKED  
REG. \$34.95  
SALE PRICE \$19.95

(OFFER EXPIRES JULY 31, 81)  
FREQ. RANGE UHF 470V-89MHz  
CHANNELS 14-63 OUTPUT CHAN. 3

1. VT1-SW Varactor UHF tuner, model UES-A55F \$19.95
2. CB1-SW Printed circuit board, pre-drilled \$15.95
3. TP7-SW PCB potentiometer, 1-20K, 1-K & 5-10K (7 pcs) \$5.95
4. FR35-SW Resistor kit, 1/4W, 5% carbon film (32 pcs) \$4.95
5. PT1-SW Power transformer, pn-117VAC, sec-25VAC, 250mA \$6.95
6. PP2-SW Panel-mount potentiometers & knobs: 1-1K B-taper & 1-10K w/sw \$5.95
7. SS14-SW IC's (7 pcs), diodes (4 ea.), regulators (2 ea.) & heat sink (1 ea.) \$29.95
8. CE9-SW Electrolytic capacitor kit (9 ea.) \$5.95
9. CC33-SW Ceramic disc capacitors, 50 WV (33 pcs) \$7.95
10. C1-SW Variable ceramic trimmer capacitors \$465 pF (6 pcs) \$5.95
11. L4-SW Coil kit: 2 ea. 18μH, 1 ea. 22μH inductances pre-wound and 1 ea. T37-12 ferrite toroid core with 6 ft. #26 wire \$5.00
12. IC5-SW IC sockets: tin inlay, solderfill, 5 ea: 8-pin & 2 ea. 14-pin \$1.95
13. SR-SW Speaker & enclosure with pre-punched backboard \$14.95
14. MISC. Miscellaneous kit includes hardware, 6-32 & 8-32 screws, bolts, wire ant. terminals, DPDT switch, fuseholder, etc. \$9.95

When ordering all items 1 thru 14 total price is \$139.95

STVA-1 Yagi antenna: 7 element, 75ft. Channels 42-54 11.5 db gain \$9.95

COAX 75Ω coax cable: RG/59U—11¢ per foot

F-59 Coax connectors: 30c ea

MT-1 Special UHF 75-300Ω matching transformer \$1.45

A-1 Indoor VHF-UHF antenna amplifier 300Ω in-out 13 db gain \$19.95

Min. order amount is \$19.95, add 10% shipping & handling. Over \$40 add 5% shipping & handling. Calif. residents add 6% for sales tax. Catalog send \$1.00

**Simple Simon Electronic Kits**  
11850 S. Hawthorne Blvd.  
Hawthorne, Calif 90250  
Visa-Mastercharge OK, Telephone 213-675-3347





### 7400

SN7400N .25	SN7472N .29	SN74156N .79
SN7401N .20	SN7473N .35	SN74157N .69
SN7402N .25	SN7474N .35	SN74158N .69
SN7403N .25	SN7475N .49	SN74161N .89
SN7404N .25	SN7476N .55	SN74162N .89
SN7405N .29	SN7477N .50	SN74163N .89
SN7406N .25	SN7478N .50	SN74164N .89
SN7407N .25	SN7479N .59	SN74165N .89
SN7408N .29	SN7480N .59	SN74166N .89
SN7409N .25	SN7481N .59	SN74167N .89
SN7410N .25	SN7482N .35	SN74170N .195
SN7411N .25	SN7483N .35	SN74171N .195
SN7412N .35	SN7484N .59	SN74172N .195
SN7413N .40	SN7485N .59	SN74173N .195
SN7414N .69	SN7486N .45	SN74174N .99
SN7415N .29	SN7487N .45	SN74175N .89
SN7416N .29	SN7488N .45	SN74176N .79
SN7417N .29	SN7489N .69	SN74177N .79
SN7420N .25	SN7490N .69	SN74178N .79
SN7421N .29	SN7491N .69	SN74179N .79
SN7422N .45	SN7492N .40	SN74180N .149
SN7423N .29	SN7493N .300	SN74181N .225
SN7425N .29	SN74100N .149	SN74182N .79
SN7426N .29	SN74101N .35	SN74183N .79
SN7427N .25	SN74102N .35	SN74184N .249
SN7428N .49	SN74103N .39	SN74185N .249
SN7429N .25	SN74104N .195	SN74186N .149
SN7430N .25	SN74105N .195	SN74187N .149
SN7431N .25	SN74106N .195	SN74188N .149
SN7432N .25	SN74107N .35	SN74189N .249
SN7433N .25	SN74108N .35	SN74190N .249
SN7434N .25	SN74109N .39	SN74191N .125
SN7435N .25	SN74110N .195	SN74192N .89
SN7436N .25	SN74111N .195	SN74193N .89
SN7437N .25	SN74112N .59	SN74194N .89
SN7438N .40	SN74113N .59	SN74195N .89
SN7439N .25	SN74114N .59	SN74196N .89
SN7440N .25	SN74115N .49	SN74197N .89
SN7441N .89	SN74116N .49	SN74198N .89
SN7442N .59	SN74117N .49	SN74199N .89
SN7443N .110	SN74118N .99	SN74200N .149
SN7444N .110	SN74119N .325	SN74201N .149
SN7445N .89	SN74120N .325	SN74202N .195
SN7446N .79	SN74121N .349	SN74203N .195
SN7447N .69	SN74122N .349	SN74204N .195
SN7448N .79	SN74123N .795	SN74205N .149
SN7449N .20	SN74124N .125	SN74206N .149
SN7450N .20	SN74125N .125	SN74207N .149
SN7451N .20	SN74126N .125	SN74208N .149
SN7452N .20	SN74127N .125	SN74209N .149
SN7453N .20	SN74128N .125	SN74210N .149
SN7454N .20	SN74129N .125	SN74211N .149
SN7455N .20	SN74130N .125	SN74212N .149
SN7456N .20	SN74131N .125	SN74213N .149
SN7457N .20	SN74132N .125	SN74214N .149
SN7458N .20	SN74133N .125	SN74215N .149
SN7459N .20	SN74134N .125	SN74216N .149
SN7460N .20	SN74135N .125	SN74217N .149
SN7461N .20	SN74136N .125	SN74218N .149
SN7462N .20	SN74137N .125	SN74219N .149
SN7463N .20	SN74138N .125	SN74220N .149
SN7464N .20	SN74139N .125	SN74221N .149
SN7465N .20	SN74140N .125	SN74222N .149
SN7466N .20	SN74141N .125	SN74223N .149
SN7467N .20	SN74142N .125	SN74224N .149
SN7468N .20	SN74143N .125	SN74225N .149
SN7469N .20	SN74144N .125	SN74226N .149
SN7470N .20	SN74145N .125	SN74227N .149

### OK DIP/IC INSERTION TOOL WITH PIN STRAIGHTENER

Inserts both 14 and 18 pin packages. Narrow profile permits work on closely spaced items. Pin straightener built into handle.

Part No. Price  
INS-1416 14-16 pin . \$3.49  
MOS-1416 14-16 pin CMOS safe . 7.95  
MOS-2428 24-28 pin CMOS safe . 7.95  
MOS-40 36-40 pin CMOS safe . 7.95

### Vacuum Vise

Vacuum-based light duty vise for small components and assemblies. ABS construction. 1 1/2" jaws. 1/4" travel. Can be permanently installed.

**VV-1... \$3.49**

### Wire Wrapping Kit WK-2

Contains WSU-30 wrap tool, 50 feet of Kynar 30 AWG white wire, 50 pieces each set pristrapped C.A. wire in 1", 2" 3" and 4" lengths, stripped 1" both ends.

**WK-2... \$12.95**

### DISCRETE LEADS

XS556R 200' red 5/51	MV50 .085" red 5/51
XS556G 200' green 4/51	XC209R .125" red 5/51
XS556Y 200' yellow 4/51	XC209G .125" green 4/51
XS556C 200' clear 4/51	XC209Y .125" yellow 4/51
XC22R 200' red 5/51	XC226R .185" red 5/51
XC22G 200' green 4/51	XC226G .185" green 4/51
XC22Y 200' yellow 4/51	XC226Y .185" yellow 4/51
MV10B .170" red 4/51	XC226C .185" clear 4/51

### 6 VOLT MINI LAMP - INCANDESCENT

800-147 Clear w/5" leads 8/S/1  
80620 Red w/10" leads 9/S/1

XC556 RED LED, METAL MFG. HOW. 1/4" DIA. 1/8" H. 1/8" W. 1/8" L.

**RL-2... \$3.99 ea. or \$31.00**

### DISPLAY LEADS

C.A. - Common Anode				C.C. - Common Cathode			
Type	Polarity	Ht	Price	Type	Polarity	Ht	Price
MAN 1	C.A.-red	.270	2.95	DLG507	C.A.-green	.500	1.25
MAN 2	5x7 D.D.-red	.300	4.95	DL704	C.C.-red	.300	1.25
MAN 3	C.C.-red	.125	.25	DL707	C.C.-red	.300	1.25
MAN 5	C.A.-green	.300	1.25	DL726	C.C.-red	.500	1.49
MAN 54	C.C.-green	.300	1.25	DL741	C.C.-red	.600	1.25
MAN 71	C.A.-red	.300	.75	DL746	C.A.-red ± 1	.630	1.49
MAN 72	C.A.-red	.300	.75	DL747	C.C.-red	.600	1.49
MAN 74	C.C.-red	.300	1.25	DL750	C.C.-red	.600	1.49
MAN 82	C.A.-yellow	.300	.49	DL0847	C.A.-orange	.800	1.49
MAN 84	C.C.-yellow	.300	.99	DL0850	C.C.-orange	.800	1.49
MAN 3620	C.A.-orange	.300	.49	DL33B	C.C.-red	.110	.25
MAN 3630	C.C.-orange ± 1	.300	.99	FND358	C.C. ± 1	.357	.99
MAN 3640	C.C.-orange	.300	.99	FND359	C.C.	.357	.75
MAN 4610	C.A.-orange	.400	.99	FND503	C.C. (FND500)	.500	.99
MAN 4610	C.A.-orange-DO	.560	.99	FND507	C.C. (FND510)	.500	.99
MAN 6630	C.A.-orange ± 1	.560	.99	HDSF-3401	C.A.-red	.800	1.50
MAN 6640	C.C.-orange-DO	.560	.99	HDSF-3403	C.C.-red	.800	1.50
MAN 6650	C.C.-orange ± 1	.560	.99	5082-7751	C.A.,R.H.D.-red	.430	1.25
MAN 6660	C.A.-orange	.560	.99	5082-7760	C.C.,R.H.D.-red	.430	1.25
MAN 6710	C.A.-red-DO	.560	.99	5082-7300	4x7 sq. dig. RHD	.600	22.00
MAN 6750	C.C.-red ± 1	.560	.99	5082-7302	4x7 sq. dig. LHD	.600	22.00
MAN 6760	C.C.-red	.560	.99	5082-7304	Overdrive char.(±1)	.600	15.95
MAN 6780	C.C.-red	.560	.99	4N28	Photo Xistor Opto-Isol.	.69	
DL0304	C.C.-orange	.300	1.25	LIT-1	Photo Xistor Opto-Isol.	.69	
DL0307	C.A.-orange	.300	1.25	LIT-1	Photo Xistor Opto-Isol.	.69	
DLG500	C.C.-green	.500	1.25	MOC3010	Optically Isolated Triac Driver	1.25	

### SOCKETS Test Sockets RECEPTACLES

#### ZERO INSERTION FORCE

- Nickel Boron Plating
- G.F. PSF Plastic Body
- For testing IC's
- Wire Wrap Contacts

Part No.	Pins	Part No.	Pins	Price
214-3339	14 pin	222-3343	22 pin	9.95
216-3340	16 pin	224-3344	24 pin	9.75
218-3341	18 pin	226-3345	26 pin	11.95
220-3342	20 pin	228-3346	28 pin	12.95

Part No.	Pins	Part No.	Pins	Price
214-3552	14 pin	222-3556	22 pin	12.95
216-3553	16 pin	224-3557	24 pin	12.75
218-3554	18 pin	226-3558	26 pin	13.95
220-3555	20 pin	228-3559	28 pin	13.95

#### LOW PROFILE (TIN) SOCKETS

Part No.	Pins	Part No.	Pins	Price
1-24	24	25-49	50-100	
8 pin LP	.17	.16	.15	.15
14 pin LP	.20	.19	.18	.20
16 pin LP	.22	.21	.20	.22
18 pin LP	.24	.23	.22	.24
20 pin LP	.26	.25	.24	.26
22 pin LP	.28	.27	.26	.28
24 pin LP	.30	.29	.28	.30
26 pin LP	.32	.31	.30	.32
28 pin LP	.34	.33	.32	.34
30 pin LP	.36	.35	.34	.36
32 pin LP	.38	.37	.36	.38
34 pin LP	.40	.39	.38	.40
36 pin LP	.42	.41	.40	.42
38 pin LP	.44	.43	.42	.44
40 pin LP	.46	.45	.44	.46

#### SOLDER TAIL STANDARD (TIN)

Part No.	Pins	Part No.	Pins	Price
1-24	24	25-49	50-100	
8 pin ST	.25	.24	.23	.24
14 pin ST	.30	.29	.28	.30
16 pin ST	.32	.31	.30	.32
18 pin ST	.34	.33	.32	.34
20 pin ST	.36	.35	.34	.36
22 pin ST	.38	.37	.36	.38
24 pin ST	.40	.39	.38	.40
26 pin ST	.42	.41	.40	.42
28 pin ST	.44	.43	.42	.44
30 pin ST	.46	.45	.44	.46
32 pin ST	.48	.47	.46	.48
34 pin ST	.50	.49	.48	.50
36 pin ST	.52	.51	.50	.52
38 pin ST	.54	.53	.52	.54
40 pin ST	.56	.55	.54	.56

#### WIRE WRAP SOCKETS (GOLD) LEVEL #3

Part No.	Pins	Part No.	Pins	Price
1-24	24	25-49	50-100	
8 pin WW	.59	.54	.49	.59
14 pin WW	.69	.63	.58	.69
16 pin WW	.79	.73	.67	.79
18 pin WW	.85	.77	.70	.85
20 pin WW	.99	.90	.81	.99
22 pin WW	1.19	1.08	.99	1.19
24 pin WW	1.49	1.35	1.23	1.49
26 pin WW	1.39	1.26	1.14	1.39
28 pin WW	1.69	1.53	1.38	1.69
30 pin WW	2.19	1.99	1.79	2.19
32 pin WW	2.29	2.09	1.89	2.29

#### SOLDER TAIL (GOLD) STANDARD

Part No.	Pins	Part No.	Pins	Price
1-24	24	25-49	50-100	
8 pin SG	.29	.25	.21	.29
14 pin SG	.35	.31	.27	.35
16 pin SG	.49	.44	.40	.49
18 pin SG	.59	.53	.48	.59
20 pin SG	.79	.73	.67	.79
22 pin SG	1.00	.95	.89	1.00
24 pin SG	1.65	1.40	1.26	1.65
26 pin SG	1.75	1.59	1.45	1.75

### INTERSIL

Part No.	Function	Price
70451P	CMOS Precision Timer	14.95
70456V/Kit*	Stowatch Chip, XTL	22.95
7106CP/Kit*	3 1/2 Digit A/D (LCD Drive)	16.96
7106VP/Kit*	IC, Circuit Board, Display	34.95
7107CP/Kit*	3 1/2 Digit A/D (LED Drive)	15.96
7107VP/Kit*	IC, Circuit Board, Display	28.95
7116CP/Kit*	3 1/2 Digit A/D LCD Dis. H.L.D.	18.95
7117CP/Kit*	3 1/2 Digit A/D LED Dis. H.L.D.	17.95
7201DR	Low Battery Volt Indicator	2.25
7206IP	CMOS LED Stowatch/Timer	12.95
7206VP	Stowatch Chip, XTL	18.96
7206CJPE	Tone Generator	5.15
7206CEV/Kit*	Tone Generator Chip, XTL	9.95
7207AIPD	Oscillator Controller	6.50
7207AIPD	Freq. Counter Chip, XTL	17.95
72081P	Seven Decade Counter	3.95
72091PA	Clock Generator	3.95
72151PG	4 Func. CMOS Stowatch CXT	13.95
7216VP/Kit*	4 Func. Stowatch Chip, XTL	19.95
7218A1P	8-Digit Univ. Counter C.A.	32.00
7218C1P	8-Digit Freq. Counter C.C.	26.95
7218D1P	8-Digit Freq. Counter C.C.	21.95
72171P	4-Digit LED Up/Down Counter	12.95
7218C1P	8-Digit Univ. LED Drive	10.96
7218C1P	LCD 4x8 Digit Univ. Counter DRI	11.95
7225A1P	8-Digit Univ. Counter	31.95
7226A1P/Kit*	5 Function Counter Chip, XTL	74.95
72401P	CMOS Bin Prog. Timer/Counter	2.95
72421JA	CMOS Divide-by-26 RC Timer	4.05
72421P	CMOS Quad Op. Amp. Timer/Counter	6.00
72601P	CMOS BCD Timer/Counter	1.25
75551PA	CMOS 555 Timer (8 pin)	5.45
75561P	CMOS 556 Timer (14 pin)	2.95
76181CP	CMOS Op Amp Comparator	5M 2.50
76182CP	CMOS Op Amp Ext. Cntr.	5M 2.50
76183CP	CMOS Dual Op Amp Comp.	5M 3.95
76184CP	CMOS Tri Op Amp Comp.	10M 5.35
76185CP	CMOS Quad Op Amp Comp.	10M 7.50
76186CP	CMOS Quad Op Amp Comp.	10M 7.50
76601P	Voltage Converter	2.95
8038CPD	Waveform Generator	4.95
8048CPD	Monolithic Logarithmic Amp	21.50
8099CCP	500ppm CMOS Amp. Volt Ref. Diode	2.50
8211CPA	Volt Ref./Indicator	2.50
8212CPA	Volt Ref./Indicator	2.50


### 74C

74C00 .39	74C95 1.59	74C221 1.95
74C02 .39	74C107 1.89	74C240 2.25
74C04 .39	74C151 1.89	74C244 2.25
74C08 .39	74C154 1.95	74C373 2.49
74C10 .39	74C157 1.25	74C374 2.59
74C12 .39	74C158 1.25	74C375 2.59
74C14 .39	74C161 1.25	74C903 1.15
74C16 .39	74C162 1.25	74C911 1.15
74C18 .39	74C163 1.25	74C912 1.09
74C20 .39	74C164 1.49	74C915 1.69
74C22 .39	74C165 1.49	74C917 1.09
74C24 .39	74C166 1.49	74C918 1.09
74C26 .39	74C167 1.49	74C923 5.75
74C28 .39	74C168 1.49	74C925 5.75




# LOW COST PARTS

**KEY SWITCH**  
S.P.S.T.  
RATED 4 AMPS  
125 VOLTS  
\$ 3.50 EA.




**A-B SWITCH**  
75 OHMS  
TO 75 OHMS  
\$ 3.50 EA.



**D.P.D.T. CENTER OFF MINI TOGGLE**  
ON-OFF-ON  
RATED 5 AMPS @ 120 VOLTS  
\$ 2.00 EACH




**4PDT PRINTED CIRCUIT 12 VDC**  
14 pin style  
3 amp contacts  
BRAND NEW P.C. Mount  
\$ 2.75 EA.




**1/4" PHONE JACK**  
MOLDED PLASTIC NO SWITCH  
10 FOR \$1.00  
100 FOR \$9.00  
500 FOR \$40.00  
1000 FOR \$70.00




**440/220 TO 110 VOLT TRANSFORMER**  
SOLA # HTBIZ100  
Rated 100 VA  
440 or 220 volts to 110 volts  
\$ 15.00



**TRANSFORMERS**  
120 volt primaries  
6 VOLTS at 150 mA \$1.25  
12 V.C.T. at 500mA \$2.50  
16.5 V. at 3 AMPS \$6.50




**COMPUTER GRADE CAPACITORS NEW**  
1,700mfd 150 VDC \$2.00  
2 1/2" DIA X 4 3/4"  
6,400mfd 60 VDC \$2.50  
1 3/8" DIA X 4 1/4"  
11,500mfd 18 VDC \$1.50  
1 3/8" DIA X 3 1/4" HIGH  
22,000mfd 15 VDC \$2.50  
2" DIA X 2 1/2" HIGH  
52,000mfd 15 VDC \$3.00  
2" DIA X 4 1/2" HIGH  
CLAMPS TO FIT CAPACITORS 50c ea.



**4PDT RELAY**  
14 pin style  
3 amp contacts  
24 volt d.c. or 120 volt a.c. coil  
Used but fully tested  
\$1.70 EACH  
specify coil voltage  
LARGE QUANTITIES AVAILABLE  
SOCKETS FOR RELAY 50c each



**COMPUTER GRADE CAPACITORS NEW**  
1,700mfd 150 VDC \$2.00  
2 1/2" DIA X 4 3/4"  
6,400mfd 60 VDC \$2.50  
1 3/8" DIA X 4 1/4"  
11,500mfd 18 VDC \$1.50  
1 3/8" DIA X 3 1/4" HIGH  
22,000mfd 15 VDC \$2.50  
2" DIA X 2 1/2" HIGH  
52,000mfd 15 VDC \$3.00  
2" DIA X 4 1/2" HIGH  
CLAMPS TO FIT CAPACITORS 50c ea.




SEND FOR FREE CATALOG!


**12 VOLT D.C. ALARM BELL**  
bright red color  
Ideal for alarms  
6 in. dia. bell  
loud ring  
\$15.00 ea.



**FLASHER L E D**  
Litronix FRL-4403  
diffused red led with built in flashing unit. T.T. package. pulse rate 3hr. @ 5v 20 ma  
2 for \$1.70




**SUPER SMALL PHOTO-FLASH**  
170 MFD 330 VOLT  
1 1/4" x 7/8"  
2 for \$1.50  
10 for \$14.00




**SUB MINI L.E.D.**  
.079" x .098"  
20mA at 1.75v  
10 for \$1.00  
200 for \$18.00  
400 for \$32.00  
1000 for \$70.00



**RFI LINE FILTER**  
for line to line & line to ground noise suppression  
CORCOM # 10K6  
Rated: 10 amp  
115/250 v  
50-400 hz  
\$ 3.75 ea.  
10 for \$35.00



**BI-POLAR L.E.D.**  
THREE COLOR IN ONE LED. RED ON DC, GREEN ON REVERSE DC, YELLOW ON AC. 2 FOR \$1.70




**10 MINI JUMPERS**  
Five colors  
14 inch wire  
\$2.00/pack




**L.E.D.s**  
RED JUMBO DIFFUSED 10 for \$1.50  
GREEN JUMBO DIFFUSED 10 for \$2.00  
YELLOW JUMBO DIFFUSED 10 for \$2.00



**ELECTROLYTIC AXIAL CAPACITORS**  
600 MFD 100 VDC \$1.00 ea  
2 1/16" long x 1" diameter  
SALE PRICED  
8,000 MFD 15VDC  
3 7/8" long x 1 1/16" diameter  
\$1.00 ea 10/\$9.00



**40 MFD 350 VOLTS**  
2 1/8 INCH x 3/4 INCH  
2 for \$1.50



**ALL ELECTRONICS CORP.**  
905 S. Vermont Ave.  
P.O. BOX 20406  
Los Angeles, Calif. 90006  
(213) 380-8000  
Mon. - Fri. Saturday  
9 AM - 5 PM 10 AM - 3 PM

**TERMS**  
• Quantities Limited  
• Min. Order \$10.00  
• Add \$2.00 Shipping USA  
• Calif. Res. Add 6%  
• Prompt Shipping

**FOTO-SLAVE TRIGGER KIT**  
PROBABLY THE MOST SENSITIVE SLAVE TRIGGER KIT ON THE MARKET. NOT AFFECTED BY AMBIENT LIGHT. MUCH SUPERIOR THAN LASER TYPES. THIS KIT CAN OPERATE FROM BOUNCE OR INDIRECT FLASH. KIT INCLUDES ALL PARTS, CIRCUIT BOARD AND SYNC CORD FOR CONNECTION TO STROBE. SIZE: 1.5" x 1". C4450 \$8.00

**WHEEL OF FORTUNE KIT**  
Popular game device uses LEDs, transistors, and IC to give the effect of a bright red ball spinning around numbers. Unit emits sound as ball spins and finally stops on a number. Incl. all parts, faceplate & PC board. C3808 \$9.99

**SEQUENTIAL LED FLASHER KIT**  
IC CIRCUITRY SEQUENTIALLY LIGHTS UP 10 RED LEDs CONTINUOUSLY. WITH ALL PARTS AND PC BOARD. SIZE: 3.25" x 1.5". REQUIRES 9V BATTERY. C4431 \$6.75

**FASCINATION STAR KIT**  
PRODUCES AN "EXPLODING STAR" VISUAL EFFECT. USES 25 LEDs AND IC CIRCUITRY. GREAT ATTENTION GETTER FOR DISCOS, ETC. WITH ALL PARTS AND PC BOARD. SIZE: 5.2" x 3.4". REQUIRES 9V BATTERY. C4432 \$10.95

**SOUND EFFECTS KIT**  
COMPACT KIT USES THE POPULAR 176477 CHIP TO CREATE PHASOR, LOCOMOTIVE, SIREN, SIRENS, ETC. SOUNDS. WITH ALL PARTS, PC BOARD AND SPEAKER. SIZE: 3.25" x 2". REQUIRES 9V BATTERY. KIT C4422 \$12.95 ASSEMBLED C4423 \$15.95

**GAME NEONS**  
SAME AS LED, EXCEPT GLOWS BRIGHT GREEN. OPERATES ON 120VAC. CASE 1/2" H. FOR \$2.00. 350MFD 330V C2928 .75 720MFD 330V C2930 \$1.25

**PHOTOFLASH CAPS**  
350MFD 330V C2928 .75 720MFD 330V C2930 \$1.25

**SOLAR POWER SALE**  
\$2.95 GIANT 3" WHOLE CELL CELLS. OUTPUT .4W AT 100MHZ. SPECIAL 9V 30MA BATTERY REPLACEMENT PANEL FOR POKER, CALCULATOR. C4296 \$12.00

**LARGER SOLAR PANELS**  
6V 125MA \$25.00 C4409  
12V 125MA \$49.00 C4410  
12V 250MA \$85.00 C4411  
12V 500MA \$150.00 C4409

**120 VAC Xenon Strobe Kit**  
Complete variable rate strobe light kit. Contains all parts. PC board, line cord and instructions. C23071 \$7.50

**CHANEY electronics inc.**  
P.O. BOX 27038 DENVER, COLORADO 80227  
Phone Orders 303-781-5750 • Minimum AD Order \$6.00  
• Please include \$1.50 for postage  
• VISA MC accepted  
• Phone orders are welcome  
Send for our free catalog of unique items

CIRCLE 16 ON FREE INFORMATION CARD

# MUSICIANS! BUILD YOUR OWN MIXING CONSOLE!

For PA or recording use, building your own saves money while giving excellent performance... and the MusiKits™ listed below are what you need to get going.

These are the same kits described in Craig Anderson's bestselling book, "Home Recording for Musicians". These kits include PC board, quality components, switches, and pots but DO NOT include instructions since the book contains all necessary schematics, assembly procedures, and applications.

"Home Recording for Musicians" Covers mixing, miking, consoles, noise reduction, how to build a very high performance monaural mixer, and much more. 190 pages, softcover; \$9.95.

**Project #13-15** - Bipolar ±15 V power supply suitable for powering the kits described below. Up to 250 mA per side; includes transformer. \$15.00.

**Project #28** - Main Mixer. You can mix down from a four or eight track recorder with nothing more than this module. \$25.65.

**Project #29** - Cue System Mixer. \$29.50.

**Project #30** - Reverb System Mixer (does not include springs) \$34.50.

**Project #31** - Preamp/Input Selector Module. \$19.25.

**Project #32** - Tone Control Module. \$19.25.

**Project #33** - Noise Gate Module. \$33.35.

**Project #34** - Budget Noise Reduction System. Uses Pre-Emphasis/De-Emphasis technique. With complete instructions. \$24/channel. four channels for \$90.00.

**TERMS:** Cal res add tax. Allow 5% shipping; excess refunded. Orders under \$15 add \$2 handling. VISA and Mastercard orders (\$25 min) call (415) 562-0636. 24 hrs. Include street address for UPS.

# GODBOUNT ELECTRONICS

BOX 2355, OAKLAND AIRPORT, CA 94614

CIRCLE 56 ON FREE INFORMATION CARD

## BUSINESS OPPORTUNITIES

**MECHANICALLY** inclined individuals desiring ownership of Small Electronics Manufacturing Business—without investment. Write: **BUSINESS-ES**, 92-R, Brighton 11th, Brooklyn, NY 11235

**LCD** watch direct from factory. For catalog \$1.00. **RELIANT ENGINEERING COMPANY**, P.O. Box 33610, Sheungwan, Hong Kong

\$700 per month earnings possible filling out income tax forms at home or tax office during tax season. We show you how. Simple, quickly learned. Details mailed free. No salesmen. Hurry. Big demand. **FEDERATED TAX**, 2015 Montrose, Chicago, IL 60618

**GROUND floor opportunity with new company!** Best marketing plan available in the United States today. A superior product line, better incentives and excellent bonus programs combined, offer the most success-oriented plan yet to be announced. Write or call for free information. **ENHANCE MARKETING GROUP**, (R) P.O. Box 26563, Salt Lake City, UT 84126 (801) 467-0473

**JOIN** software exchange, accumulate formidable library inexpensively. Send \$5.00, **SOFTX**, Box 8466, Miami Beach, FL 33139

**CRT** rebuilding machinery. \$1000/\$3000 weekly possible when you own our patented picture tube rebuilding equipment. Training provided. Phone (312) 583-6565. Write: **LAKESIDE**, 4071 N. Elston, Chicago, IL 60618



**American Heart Association**  
WE'RE FIGHTING FOR YOUR LIFE

## ELECTRONIC KITS FROM HAL-TRONIX

2304 MHZ DOWN CONVERTERS. TUNES IN ON CHANNELS 2 TO 7 ON YOUR OWN HOME T.V. HAS FREQUENCY RANGE FROM 2000 MHZ TO 2500 MHZ. EASY TO CONSTRUCT AND COMES COMPLETE WITH ALL PARTS INCLUDING A DIE-CAST ALUM CASE AND COAX FITTINGS, REQUIRE A VARIABLE POWER SUPPLY AND ANTENNA (Antenna can be a dish type or coffee can type depending on the signal strength in your area.)

- 2304 MOD 1 (Basic Kit) \$49.95
- 2304 MOD 2 (Basic / Pre-amp) \$59.95
- 2304 MOD 3 (Hi-Gain Pre-amp) \$69.95

POWER SUPPLY FOR EITHER MODEL ABOVE IS AVAILABLE. COMES COMPLETE WITH ALL PARTS, CASE, TRANSFORMER, ANTENNA SWITCH AND CONNECTORS (Kit) \$24.95  
Assembled \$34.95  
Slotted Microwave Antenna For Above Downverters.....\$39.95

**PREAMPLIFIERS**  
HAL PA-19—1.5 mhz to 150 mhz. 19db gain operates on 8 to 18 volts at 10ma. Complete unit \$8.95.  
HAL PA-1.4—3 mhz to 1.4 ghz. 10 to 12 db gain operates on 8 to 18 volts at 10ma. Complete unit \$12.95.  
(The above units are ideal for receivers, counters, etc.)

- 16 LINE TOUCH TONE DECODER KIT WITH P.C. BOARD AND PARTS .....\$69.95
- 12 LINE TOUCH TONE DECODER KIT WITH P.C. BOARD AND PARTS .....\$39.95
- 16 LINE ENCODER KIT, COMPLETE WITH CASE, PAD AND COMPONENTS ....\$39.95
- 12 LINE ENCODER KIT, COMPLETE WITH CASE, PAD AND COMPONENTS ....\$29.95

MANY, MANY OTHER KITS AVAILABLE

Send 15c stamp or \$ A.S.E. for information and flyer on other HAL-TRONIX products. To order by phone: 1-313-265-1782.

**HAL-TRONIX**  
P.O. Box 1104  
Southgate, MI 48195

SHIPPING INFORMATION: ORDERS OVER \$20.00 WILL BE SHIPPED POSTPAID EXCEPT ON ITEMS WHERE ADDITIONAL CHARGES ARE REQUIRED. ON ORDERS LESS THAN \$20.00 THERE IS AN ADDITIONAL \$1.50 FOR HANDLING AND MAILING CHARGES.

CIRCLE 65 ON FREE INFORMATION CARD

RADIO-ELECTRONICS

CIRCLE 56 ON FREE INFORMATION CARD

CIRCLE 65 ON FREE INFORMATION CARD


# SURPLUS ELECTRONICS CORP.

7294 N.W. 54th Street  
Miami, Florida 33166

WHOLESALE/RETAIL

EQUIPMENT/COMPONENTS/WIRE & CABLE/ACCESSORIES


Phone: (305) 887-8228  
TWX: 810-848-6085  
We accept MasterCard and Visa.



### "TANK BATTLE" TV GAME

In just a short time and with a few minor parts, the most novice hobbyist can complete this exciting Tank Battle game. Create a fun-filled evening for the whole family. Two independent tanks rumble thru land mine fields, shoot shells and fragment when hit. Four distinct engine sounds are produced for the different speeds. Sounds of gunfire, shell bursts and tank explosions are realistic. Automatic on-screen scoring. Supplied with schematic drawing.

SOLD AS IS  
**\$9.95 ea.**



### C.B. SPECIAL

CONVERT THESE TO 10 METER FM

New printed circuit board assembly. (Squelch pot, volume control and channel switch not included.) Boards sold as is, the way we bought them from the manufacturer. Board dimensions 6" x 6 1/2"

1-9 **\$7.50** 50-99 **\$6.00**  
10-49 **\$6.50** 100-UP **\$5.50**


### COPPER CLAD BOARD

(Double Side)  
Size 9.25 x 10.75  
Thickness .062  
**\$2.00 ea.**

### PANEL METERS

25-0-25 VDC, 2 1/4" x 3"  
0-25 VDC, 2 1/2" x 2 1/4"  
0-25 VAC, 2 1/4" x 2 1/4"  
(Shunt required)  
**\$4.00 ea. 2/\$7.00**

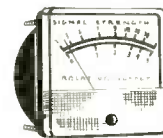
### E. F. JOHNSON S METER



Edge Meter 250 UA,  
fits in 5/8" x 1 3/8" hole.  
Black background.  
Scale 1-20 Top,  
0-5 Bottom.

**\$1.25 ea. 5/\$5.00**

### E.F. JOHNSON SIGNAL STRENGTH METER



200 UA, 2 1/2" x 2 1/2" Sq.  
Scale: 1-30 db top (orange),  
0-50 bottom (black)

**\$4.95 ea.**

### DIP SWITCH



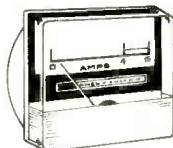
7 POSITION **\$1.30 ea.**  
8 POSITION **\$1.50 ea.**  
12 POSITION **\$2.00 ea.**

### TRIMMER CAP



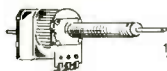
1.5-20pF (ARCO PC-402)  
**50¢ ea.**

### AMP METERS



2 1/4" square, no shunt required.  
Easy to read dial.  
Movement: 0-6, 0-10, 0-17  
**\$2.50 ea.**

### SUB-MINI 10K POT



with On-Off  
1/4" hole mount,  
1/8" D shaft,  
3/4" thread section. Hardware included.  
**4/\$1.00**

### COAX CONNECTORS

UG-273/U BNC-F/UHF-M **\$2.50**  
UG-255/U BNC-M/UHF-F **\$3.00**  
UG-146 A/U N-M/UHF-F **\$4.50**  
UG-838/U N-F/UHF-M **\$4.50**  
UG-175 RG-58 Adapt **\$ .20**  
UG-176 RG-59 Adapt **\$ .20**  
UG-1094 BNC-F/Panel **\$1.00**

### USED MUFFIN FANS

3-Blades,  
110v AC,  
4 3/4"  
square.  
**\$5.95 ea.**



### ASTATIC T-UG8-D104 MICROPHONE

Pre-amp desk-top microphone with crystal element 3-p n plug.

**\$35.00 ea.**

S0239.60

PL259.60

500 OHM COAX  
Low loss = RG 174

**\$4.95/100' \$3.00/50'**

### NEW SPRITE FAN

Mfg. by Rotron Inc.,  
Model SU2A5. 115v AC. 19 amps  
(Impedance protected.)  
3 1/4" x 3 1/4" x 1 1/4"

**\$12.00 ea.**

### SPEAKER

3" Diam.,  
8 OHM,  
5 Watts.



**\$2.00 ea.**

### SPEAKER



Weather & water-proof  
(can be used underwater),  
mfg. by University Sound,  
16 OHM, 25 Watt,  
350-10,000 HZ.  
6" diam. x 5" deep.

**\$25.00 ea.**

### IC SOCKETS GOLD-PLATED WIRE WRAP

14 pin **40¢ ea.**  
16 pin **45¢ ea.**  
24 pin **75¢ ea.**  
40 pin **\$1.75 ea.**



### 9 VOLT NiCd RECHARGEABLE BATTERY

NEW. Replaces  
the popular 9V  
Transistor Battery.

**\$4.75 ea.**



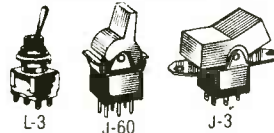
### COMPUTER GRADE ELECTROLYTICS

VALUE/MFD	VOLTS	DIAM./LGTH.	PRICE
63,000	@ 15V	3" x 5 1/2"	<b>\$4.00 ea.</b>
10,000	@ 20V	1 1/2" x 5 3/4"	<b>\$3.00 ea.</b>
2,700	@ 25V	1 1/4" x 2 1/4"	<b>\$2.00 ea.</b>
2,900	@ 25V	1 1/4" x 2"	<b>\$2.00 ea.</b>
3,000	@ 25V	1 1/2" x 4 1/2"	<b>\$2.00 ea.</b>
34,800	@ 50V	3" x 5 1/2"	<b>\$3.00 ea.</b>
450	@ 75V	1 1/4" x 2 1/4"	<b>\$2.00 ea.</b>
500	@ 100V	1 1/2" x 3 1/4"	<b>\$2.00 ea.</b>
240	@ 300V	1 1/4" x 3 1/4"	<b>\$2.00 ea.</b>
50	@ 450V	1 1/4" x 2"	<b>\$2.00 ea.</b>

### AXIAL LEAD ELECTROLYTIC CAPACITORS

2 uF @ 15V 12/**\$1.00**  
10 uF @ 15V 12/**\$1.00**  
20 uF @ 15V 12/**\$1.00**  
50 uF @ 15V 12/**\$1.00**  
2.2 uF @ 25V 12/**\$1.00**  
3.3 uF @ 25V 12/**\$1.00**  
1 uF @ 35V 12/**\$1.00**  
2 uF @ 150V 12/**\$1.00**  
25 uF @ 25V 15/**\$2.00**  
3 uF @ 50V 15/**\$2.00**  
5 uF @ 50V 15/**\$2.00**  
10 uF @ 50V 15/**\$2.00**  
250 uF @ 25V 10/**\$2.00**  
100 uF @ 50V 10/**\$2.00**  
50 uF @ 75V 10/**\$2.00**

### C & K SWITCHES



Part #	Movement
J-60 7101	SPDT
J-60 7103	SPDT (center off)
L-3 7108	SPDT (momentary)
J-3 7201	DPDT (special large rocker)

**\$1.00 ea. 6/\$5.00**

**TERMS:** All material guaranteed unless otherwise stated. If you are not satisfied with our product, it may be returned within 10 days for a refund (less shipping). Please add \$4.00 for shipping and handling on all orders. COD's accepted for orders totaling \$50 or more. All orders shipped UPS unless otherwise specified. Florida residents please add 4% sales tax. Minimum order, \$15.00. Foreign orders - US funds only, add 20% for shipping and handling.

CIRCLE 23 ON FREE INFORMATION CARD

### 100W CLASS A POWER AMP KIT

Dynamic Bias Class "A" circuit design makes this unit unique in its class. Crystal clear, 100 watts power output will satisfy the most picky fans. A perfect combination with the TA-1020 low T.I.M. stereo pre-amp.

**Specifications:**

- Output power: 100W RMS into 8-ohm 125W RMS into 4-ohm
- Frequency response: 10Hz - 100 KHz
- T.H.D.: less than 0.008%
- S/N ratio: better than 80dB
- Input sensitivity: 1V max.
- Power supply:  $\pm 40V @ 5 \text{ amp}$
- One channel



**TA-1000 KIT**  
\$51.95  
Power transformer  
\$18.00 each

### REGULATED VARIABLE D.C. POWER SUPPLY KIT

Uses UA723 I.C. and 2N3055 power transistor as regulator. Output voltages can be adjusted from 0~30V at an internal resistance of less than 0.005 ohm; ripple and noise less than 1 mV; with built on board LED and audible overload indicator. Kit comes with P.C. board; all electronic components, transformer; connectors; 2 panel meters for voltage and amp; a professional look metal cabinet and instructions.

Model TR-88A 0~15V D.C. 3 amp  
Model TR-88B 0~30V D.C. 2 amp



\$59.50 per kit



### WHISTLE ACTIVATED SWITCH BOARD

All boards are pre-assembled and tested. Your whistle to its FET condenser microphone from a distance, as far as 30 feet away (sensitivity can be easily adjusted) will turn the switch on, then latched you whistle to it again then it turns off. Ideal for remote control toys, electrical appliance such as lights, coffee pots, TV, Hi-Fi, radio or other projects. Unit works on 9V D.C.



Model 968  
\$4.50 each

### SUB MINI SIZE FET CONDENSER MICROPHONE



**Specification:**  
Sensitivity: -65dB  $\pm 3$ db  
FEQ. Response: 50 Hz - 8 KHz  
Output Impedance: 1K ohm max.  
Polar Pattern: Omni-directional  
Power Supply: 1.5V - 10V D.C.  
Sound Pressure Level: Max. 120dB  
EMARR \$2.50 ea. or 2 for \$4.50

### NEW MARK III 9 Steps 4 Colors LED VU

Stereo level indicator kit with arc-shape display panel!!!! This Mark III LED level indicator is a new design PC board with an arc-shape 4 colors LED display (change color from red, yellow, green and the peak output indicated by rose). The power range is very large, from -30dB to +5dB. The Mark III indicator is applicable to 1 watt - 200 watts amplifier operating voltage is 3V - 9V DC at max 400 MA. The circuit uses 10 LEDs per channel. It is very easy to connect to the amplifier. Just hook up with the speaker output!

IN KIT FORM \$18.50

### 2 WATT AUDIO AMP

Pre assembled units. All you need is to hook up the speaker and the volume control. Supply voltage from 9~15V D.C. measures only 2" x 3 1/2", making it good for portable or discrete applications. Comes with hook up data.



BUY 2 FOR \$4.99

### MARK IV 15 STEPS LED POWER LEVEL INDICATOR KIT

This new stereo level indicator kit consists of 36 4-color LED (15 per channel) to indicate the sound level output of your amplifier from -36dB ~ +3dB. Comes with a well-designed silk screen printed plastic panel and has a selector switch to allow floating or gradual output indicating. Power supply is 6~12V D.C. with THG on board input sensitivity controls. This unit can work with any amplifier from 1W to 200W!

Kit includes 70 pcs. driver transistors, 38 pcs. matched 4-color LED, all other electronic components, PC board and front panel.




MARK IV KIT \$31.50



### MARK V 15 STEPS LED POWER OUTPUT INDICATOR KIT

All functions same as Mark IV but this is with heavy duty aluminum front plate and case. Can be easily slot into the front panel of your auto, truck or boat. Operates on 12V DC.



\$41.50 EACH KIT

### BATTERY POWERED FLUORESCENT LANTERN



MODEL 888 R FEATURES  
• Circuitry: designed for operation by high efficient, high power silicon transistor which enable illumination maintain in a standard level even the battery supply drops to a certain low voltage.  
• 9" 6W cool/daylight miniature fluorescent tube.  
• 8 x 1.5V UM-1 (size D) dry cell battery.  
• Easy sliding door for changing batteries.  
• Stainless reflector with wide angle increasing illumination of the lantern.

\$10.50 EA

### 30W + 30W STEREO HYBRID AMPLIFIER KIT

Kit includes 1 PC SANYO STK-043 stereo power amp. IC LM 1458 as pre amp, all other electronic parts, PC Board, all control pots and special heat sink for hybrid. Power transformer not included. It produces ultra hi-fi output up to 60 watts (30 watts per channel) yet gives out less than 0.1% total harmonic distortion between 100 MHz and 10KHz.



\$32.50 PER KIT

### 5W AUDIO AMP KIT



2 LM 380 with Volume Control  
Power Supply 6 18V DC  
ONLY \$6.00 EACH

### TWO IN ONE PANEL METER D.C. VOLTAGE AND AMP IN ONE



D.C. Volts reads 0-50  
D.C. Amp reads 0-3  
Meter case made of black plastic with a white scale plate and glass window.  
#ST-680 \$12.50 EACH


### SPECIAL 0.5" LED ALARM CLOCK MODULE

ASSEMBLED! NOT A KIT!  
Features: • 4 digits 0.5" LED Displays • 12 hours real time format • 24 hours alarm audio output • 59 min. countdown timer • 10 min. snooze control.



ONLY \$7.00 EACH  
SPECIAL TRANSFORMER FOR CLOCK \$2.50

### CUBO CLOCK CASES



All brand new top quality plastic cases, originally designed for Cubo clocks. Case comes with top and bottom cover with a detachable front red filter for LED readouts. This can be used for many projects such as LED CLOCK, VU METER, LIGHT BOX, FREQ. COUNTER, ETC.  
3 Attractive Colors (white, lime green or orange)

BUY 3 FOR ONLY \$2.50

### TV GAME BOARD

PLAYS 4 GAMES: TENNIS; HOCKEY; HANDBALL AND JAI-ALAI.

All boards complete with all parts ready to play. Requires 6C size batteries and a small speaker for sound effects. The boards were surplus from a famous game manufacturer. They will play on all US standard black and white or color TV sets.

Regular price for these games were \$39.50 each  
OUR PRICE ONLY \$6.50 EACH




PART # 57456

TENNIS JAI-ALAI



HOCKEY HANDBALL

### MULTI-FINS HEAT SINK



Ideal for high power output. Holes predrilled for 1 to 3 transistor. Made of aluminum with ten radiating fins.

2 FOR \$4.50

### PROFESSIONAL FM WIRELESS MICROPHONE

TECT model WEM-16 is a factory assembled FM wireless microphone powered by an AA size battery. Transmits in the range of 88-108MHz with 3 transistor circuits and an omni-directional electric condenser. Element built-in plastic tube type case; mike is 6 1/4" long. With a standard FM radio, can be heard anywhere on a one-acre lot; sound quality was judged very good.

\$16.50



### FOR 'BOX' BUILDERS

Pre-Drilled PC Board	\$17.50
Torroid Coils (Set of 4)	\$ 3.00
Multi Turn Trim-Pots 10K ohm	\$ 2.50
Trimmer Capacitor 6-35pF	\$ 0.60
MC1358	\$ 2.00
MC1350	\$ 2.00
MC1330	\$ 3.50
RC1458	\$ 1.00
LM380	\$ 1.80
LM340T-15	\$ 1.20
NE565	\$ 2.00

We also have transformer, capacitors set, resistors set antenna transformer. Please call for price.

### LCD CLOCK MODULE!

• 0.5" LCD 4 digits display • X'tal controlled circuits • D.C. powered (1.5V battery) • 12 hr. or 24 hr. display • 24 hr. alarm set • 60 min. countdown timer • On board dual back-up lights • Dual time zone display • Stop watch function.

NIC1200 (12 hr) ON SALE  
NIC2400 (24 hr) \$16.99 EACH



### SANYO UHF VARACTOR TUNER

For UHF CH 14~83  
Tuning voltage +1V ~ +28V/D.C. Input impedance 75 OHM. I.F. band width 7~16 MHz. Noise figure 11.5 dB MAX. Size 2 1/4" x 1 1/4" x 3/4". Supply voltage 15V D.C. Sound I.F. = 58.0 MHz. Video I.F. = 62.5 MHz



All units are brand new from Sanyo.  
MODEL 115-B-405A  
\$35.00 EACH

### FLUORESCENT LIGHT DRIVER KIT



With Case Only  
\$6.50 Per Kit

12V DC POWERED  
Lights up 8 ~ 15 Watt Fluorescent Light Tubes. Ideal for camper, outdoor, auto or boat. Kit includes high voltage coil, power transistor, heat sink, all other electronic parts and PC Board, light tube not included!

### SUPER FM WIRELESS MIC KIT — MARK III



FMC-105  
\$11.50 PER KIT

This new designed circuit uses high FEQ. FET transistors with 2 stages pre amp. Transmits FM Range (88-120 MHz) up to 2 blocks away and with the ultra sensitive condenser microphone that comes with the kit, allows you to pick up any sound within 15 ft. away! Kit includes all electronic parts, OSC coils, and P.C. Board. Power supply 9V D.C.

### PRESS-A-LIGHT SELF GENERATED FLASHLIGHT

EXCLUSIVE!! \$3.95 ea  
Model F-179



Never worry about battery, because it has none! Easy to carry in pocket and handy to use. Ideal for emergency light. It generates its own electricity by squeezing grip lever. Put one in your car, boat, camper or home. You may need it some time!

### ELECTRONIC DUAL SPEAKER PROTECTOR



Cut off when circuit is shorted or over load to protect your amplifier as well as your speakers. A must for OCL circuits.

KIT FORM  
\$8.75 EA.

### "FISHER" 30 WATT STEREO AMP



Super Buy  
Only \$18.50

MAIN AMP (15W x 2)  
Kit includes 2 pcs. Fisher PA 301 Hybrid IC all electronic parts with PC Board. Power supply ± 16V DC (not included). Power band with (KF 1% ± 3dB). Voltage gain 33dB. 20Hz - 20KHz.

### SPACE WAR SOUND GENERATOR BOARD



Brand new preassembled module for a toy factory. The board gives out 6 different selectable space sound with LED light effect. Sounds include UFO take-off, space gun blast, wave, and space chime. 7 LED on the board will work with the sound. Requires 9V battery to operate. Speaker not included.  
SPECIAL \$3.99 EACH SPEAKER \$1.25 EACH

### ELECTRONIC PIEZO BEEP BUZZER




Unique surplus 7/8" Dia. piezo ceramic disc on circuit board gives a distinct high freq. buzz. Unit contains an I.C., 2 caps, 6 resistors and is already preassembled. Requires 9V battery to operate.  
SPECIAL 2 FOR \$2.99

### 2 BIT COUNTER, WARBLE PULSE ALARM BOARD



This new assembly easily converts to a counter, stop watch, warble and pulse alarm generator by adding a few components. We supply the data and typical applications. Requires 9V battery to operate.  
SPECIAL 2 FOR \$1.99

### AUDIO OUTPUT dB METER



Meter made of clear plastic with a silver white face plate. Scale reads from -20 +3dB. Meter also comes with an internal dial light.  
MODEL: 6F-3  
\$6.50 EACH

### BATTERIES

PK/\$10.00  
2 PK/\$19.00  
ILLUSTRATED  
LESS COVER



NICKEL CADMIUM  
BATTERY  
PACK  
'D' SIZE

Output: 3.6 Volts @ 3.0 Amp/Hour. Consists of three each, 1.2 Volt "D" size Nickel Cadmium Cells stacked and plastic film encapsulated. Tabs are provided at each end for electrical connections. The individual cells can be cut apart if desired. Rated recharge rate is 30 mA, 14-18 hours. Size: 1 1/4" dia. x 7" long New Shpg. Wt. each pack, 1 lb.



### 9V RECHARGEABLE NI-CD BATTERY

Replace all 006P type 9V battery  
Model: GC9

BRAND NEW \$4.50 EACH

### NI-CD BATTERY SALE




12V Pack 450 MZ/HR Size 3" x 1" x 2"  
\$8.00 PER PACK

4 AA Pack 450 MA/HR  
\$3.50 PER PACK

All above batteries are used but late date code and we guarantee to take back all bad ones for exchange.

### GELCELL 6V 9AMP/HR SEALED LEAD ACID RECHARGEABLE BATTERY



Sealed construction permits this battery to be operated in any position. Recharge rate 2.15 amp max. for 14-16 hours. All brand new. Limited quantities. Size of battery 4 1/8" x 2 3/4" x 5 1/2".

\$16.50 each

### ELECTRONIC PIN BALL MACHINE



That sounds and plays like the real thing. All units are brand new but without the case. Functions of the game include double flipper control, kicker control, 1-4 players, 3 speed ball control, tilt switch, automatic score, extra bonus cave and many more. All solid state with LED panel, no moving parts. Requires 9V battery to operate, speaker not included.

A perfect gift for yourself or friends.

SPECIAL \$8.99 EACH  
SPEAKER \$1.25 EACH

### ULTRASONIC SWITCH KIT



Kit includes the Ultra Sonic Transducers, 2 PC Boards and instructions. Easy to build and a lot of uses such as remote control for TV, garage door, alarm system or counter. Unit operates by 9-12 DC. \$15.50

### TOUCH TONE TYPE SLIM TELEPHONE KEY PAD



Weather proof plastic one piece key-tops. Key numbers from 1-0 All switches momentary. Open one side not connected one side common. \$3.50 EACH

### SOUND ACTIVATED SWITCH



All parts completed on a PC Board SCR will turn on relay, buzzer or trigger other circuit for 2 - 10 sec. (adjustable). Ideal for use as door alarm, sound controlled toys and many other projects. Supply voltage 4.5V 9V D.C. 2 for \$3.00

### REGULATED DUAL VOLTAGE SUPPLY KIT

±4 30V DC 800 MA adjustable, fully regulated by Fairchild 78MG and 79MG voltage regulator I.C. Kit includes all electronic parts, filter capacitors, I.C., heat sinks and P.C. board.

\$12.50 PER KIT

### AA SIZE NI-CD SPECIAL SALE 4 FOR \$6.00

RECHARGEABLE BATTERIES  
LIMITED QUANTITY AVAILABLE

### CRYSTAL CONTROLLED WIRELESS MICROPHONE SYSTEM

No FCC license required.  
OUR PRICE \$49.50  
ADDITIONAL MICROPHONE (TRANSMITTER) AVAILABLE AT \$28.00 EACH

Transmitter: FET mic for flat 30-18 KHz response extra controlled 49 MHz AM Band for drift-free performance. 100 MW output (range approx. 1/4 mile) for reliable long range transmission. Powered by a 9V radio battery (included). Receiver: Extra controlled locks on 49 MHz transmitter signal. With on panel VU meter monitors the signal strength from the microphone. Standard phone jack outlet connection to a P.A. or other phone input. 9V battery included. This professional set is ideal for on stage, in field, church, in house or outdoor use.

MURA WMS-49

### POWER SUPPLY KIT

0-30V D.C. REGULATED  
Uses UA723 and ZN3055 Power TR output can be adjusted from 0-30V. 2 AMP. Complete with PC board and all electronic parts. Transformer for Power Supply, 0-30 Power Supply 2 AMP 24V x 2 \$8.50 \$10.50 each



### FLASHER LED

Unique design combines a jumbo red LED with an IC flasher chip in one package. Operates directly from 5V-7V DC. No dropping resistor needed. Pulse rate 3Hz @ 5V 20mA.

2 for \$2.20

### BIPOLAR LED RED/GREEN

2 colors in one LED, green and red, changes color when reverse voltage supply. Amazing!  
2 FOR \$2.20

### ELECTRONIC SWITCH KIT

CONDENSER TYPE Touch On Touch Off uses 7473 I.C. and 12V relay \$5.50 each



### 1 WATT AUDIO AMP

All parts are pre-assembled on a mini PC Board. Supply Voltage 6 9V D.C. SPECIAL PRICE \$1.95 ea.



### LOW TIM DC STEREO PRE-AMP KIT TA-10 20

Incorporates brand-new D.C. design that gives a frequency response from 0Hz - 100KHz ± 0.5dB! Added features like tone defeat and loudness control let you tailor your own frequency supplies to eliminate power fluctuation!  
Specifications: • T.H.D. less than .005% • T.I.M. less than .005% • Frequency response: DC to 100KHz ± 0.5dB • RIAA deviation: ± 0.2dB • S/N ratio: better than 70dB • Sensitivity: Phono 2MV 47K/Aux. 100MV 100K • Output level: 1.3V • Max. output: 15V • Tone control: bass ± 10dB @ 50Hz/treble ± 10dB @ 15Hz • Power supply: ± 24 D.C. @ 0.5A  
Kit comes with regulated power supply, all you need is a 48V C.T. transformer @ 0.5A

ONLY \$44.50  
X'former \$4.50 ea.



### FORMULA INTERNATIONAL INC.

8/81

SHIPPING AND HANDLING CHARGES  
Under \$50.00 purchase 10% Over \$50.00 purchase 15%  
Outside U.S. (includes Mexico & Canada) 20%  
Overseas 25%  
Minimum Order \$10.00/call. Residents Add 6% Sales Tax.  
Phone Orders Accepted on Visa or MC ONLY. NO C.O.D./Store Hours 10-7 Mon. thru Sat.

Send \$1.00 For Detailed Catalogue

12603 CRENSHAW BLVD., HAWTHORNE, CA 90250  
PHONE: (213) 973-1921 • (213) 679-5162

**CPU'S & SUPPORT CHIPS**

8080A	4.40	8225	2.75
8085A	7.50	8226	4.50
AMD 2901	8.95	8251	6.50
8212	2.25	8252	6.95
8214	3.80	8257 (AM9517)	7.95
8224	2.00	780A S1	12.95
8224	3.25	8275	16.95
FD1791 34.95			

2114-3	2.75	2716	5.95
4116-3	3.00	2716	5.95
4116-2	3.50	2716 + 5V	7.50
21102-3	80	2732	16.95
21102-4	80	825233	2.35
NK4027-3	3.50	825112	7.95
NK4026-11	2.95	825115	6.95
TMS4045-25	4.50	825123	4.95
MS4060N1	3.95	825129	3.25
2101-1	2.45	825130	3.45
2107B/5280	1.75	825131	3.95
MM5270	3.45	AM9218C	6.95
MK4088P	1.95	825181	7.75
IM7001	1.95	8256 S 17488A	- 1.25

AYS-1013	3.75	M8888A	8.95
TR1802B	3.95	COM0717	7.75
PT1828B	3.25	AY3-8500	1.95
AY3-8700 2.25			

1488	90	MM1402	1.75
1489	1.10	MM1403	1.75
8130	2.50	MM1404	1.75
8830	2.50	MM5013	1.75
8833	2.50	MM5016	2.50
8834	2.00	MM5055	2.50
8835	2.00	MM5056	2.50
8838	2.00	MM5057	2.50
8130	2.00	MM5058	2.50
		MM5060	2.50

14 PIN HEADERS	3/\$1.00
16 PIN HEADERS	3/\$1.00
24 PIN HEADERS	75
40 PIN HEADERS	1.10
50 PIN EDGEBOARD CONN.	3.95
26 PIN EDGEBOARD CONN.	2.50
50 PIN RIGHT ANGLE CONN.	3.95
20 PIN RIGHT ANGLE CONN.	2.25

**PRINTED CIRCUIT BOARD**  
4" x 6" DOUBLE SIDED  
EPOXY BOARD 1/8" THICK  
\$.60 ea. 5/\$2.60

1/16" thick with 1/10" spacing	
4 1/2" x 6 1/2"	\$1.95

<b>EPOXY GLASS VECTOR BOARD</b>	
DATEL'S DAC-08E0	
8 bit DAC	-\$7.95
INTERSHL DG18P ANALOG SWITCH/	
2 CHANNEL DRIVERS	\$11.50
INTERSHL ICL7104 12 CPL 12 BIT	
A/D CONVERTER	\$26.50
REDICON SAD 1024 ANALOG SWITCH	
	\$81.95

74500	30	74574	70	745158	1.25
74502	30	74586	80	745159	1.25
74503	30	74589	190	745169	1.75
74504	40	745112	65	745174	1.40
74506	45	745133	1.40	745175	1.40
74508	45	745135	2.00	745184	1.10
74510	40	745138	1.25	745257	1.90
74511	35	745139	1.10	745258	1.40
74514	40	745140	1.10	745260	1.50
74520	40	745153	1.10	745280	1.50
74521	40	745154	1.25	745281	1.50
74532	40	745157	1.25	745373	2.25

<b>7 WATT LD 65 LASER</b>	
DIODE IR \$8.95	
25 watt Infra Red Pulse (SG 2006 equiv.)	
Laser Diode (Spec sheet included) \$24.95	
2N3820 P FET	\$ .45
2N 5457 N JET	\$ .45
2N2646 UJT	\$ .45
ER 900 TRIGGER DIODES	4/\$1.00
2N 6028 PNP UJT	\$ .65

<b>DISC CAPACITORS</b>	
1UF 16V	10/\$1.00 100/\$8.00
10UF 35V	16/\$1.00 100/\$9.50
<b>CLOCK CHIPS</b>	
MMS314	\$4.75 MMS316 \$4.95

<b>TANTALUM CAPACITORS</b>	
47UF 35V	\$51.00 10UF 10V \$ .40
68UF 35V	\$51.00 22UF 10V \$ .30
1UF 20V	\$51.00 15UF 16V 3/\$1.00
2.2UF 20V	\$51.00 30UF 6V \$51.00
3.3UF 20V	4/\$1.00 33UF 20V \$ .60
4.7UF 35V	4/\$1.00 47UF 20V \$ .85
6.8UF 35V	3/\$1.00 120UF 6V \$ .75

<b>SANKEN</b>	
<b>AUDIO POWER AMPS</b>	
Si 1010 G 10 WATTS	\$ 7.50
Si 1020 G 20 WATTS	\$12.50
Si 1050 G 50 WATTS	\$27.50
200 PRV 1A LASCR .95	

<b>RS232</b>	
<b>CONNECTORS</b>	
DB 25P male	\$3.25
DB 25S female	\$4.25
HOODS	\$1.50

**C/MOS**

4001	20	4007	45	4081	20	74C74	50
4002	20	4028	55	4082	20	74C76	70
4006	65	4029	75	4093	60	74C83	1.30
4007	27	4035	35	4099	1.75	74C85	1.40
4008	85	4034	2.25	4501	95	74C86	50
4009	45	4035	75	4510	65	74C90	90
4010	45	4046	65	4511	65	74C93	95
4011	20	4042	55	4516	1.40	74C95	1.75
4013	20	4043	55	4516	1.75	74C180	1.20
4014	20	4046	90	4518	1.25	74C191	1.15
4015	55	4047	90	4520	70	74C193	1.15
4016	60	4050	40	4523	2.75	74C195	1.30
4017	60	4050	40	74C02	27	74C173	1.30
4018	50	4051	60	74C02	27	74C174	1.30
4019	45	4052	75	74C08	30	74C175	1.20
4020	70	4063	75	74C14	27	74C182	1.30
4021	35	4068	55	74C14	27	74C201	1.75
4022	80	4069	20	74C20	27	74C206	5.50
4023	80	4071	25	74C32	45		
4024	45	4072	20	74C73	75		
4025	45	4077	65				

**SPECIALS**

**10% DISCOUNT ALL SCR'S & TRIACS**  
4 ea. 2716 ROM'S (+5V) . . . 28.00  
8 ea. 4116-3 RAM'S . . . 20.00  
MC6800UL . . . 125.00  
8164E 64K x 1 RAM (150NS) 39.00  
**15% Discount**  
**All 74LS and S Series**  
**20% Discount**  
**340T and 320T Regulators**  
**L14H4 IR & Visible Detector (TO-92)**  
**\$3/1.00**  
**SPECIALS GOOD THRU AUG. 1981**

<b>CRYSTALS \$3.45 ea.</b>	
2.000 MHz	6.144 MHz
4.000 MHz	8.000 MHz
3.000 MHz	10.000 MHz
3.57 MHz	18.000 MHz
5.000 MHz	18.432 MHz
6.000 MHz	20.000 MHz

**WE SHIP OVER 95% OF OUR ORDERS WITHIN 24 HOURS OF RECEIPT**

<b>MINIATURE MULTI-TURN TRIM POT</b>	
50, 100, 5K, 10K, 250K	\$.75 each 3/\$2.00
<b>NO. 30 WIRE WRAP WIRE SINGLE STRAND</b>	
100'	\$1.40

<b>ALCO MINIATURE TOGGLE SWITCHES</b>	
MTA 106D SPDT	\$1.20
MTA 206 DPDT	\$1.70
MSD 206 P-DPDT CENTER OFF LEVER SWITCH	\$1.85

<b>SCR's</b>	
1.5A	6A 35A 110A
100	45 60 110 90 900
200	80 190 900
400	1.20 1.40 2.60 12.00
600	1.80 3.30 15.00

<b>TRIAC's</b>	
PRV 1A	10A 25A
100	45 80 1.55
200	84 1.30 2.10
400	1.30 1.90 3.10
600	2.00 2.75 4.30

<b>SFC 3301 - 50 PRV 30A</b>	
<b>FAST RECOVERY DIODE (35ns) \$2.25</b>	
<b>20KV 250MA DIODE \$1.90</b>	

<b>SILICON POWER RECTIFIERS</b>	
PRV 1A	3A 12A 50A 125A 240A
100	.06 .14 .35 .90 4.25 6.00
200	.07 .20 .40 1.30 5.25 9.00
400	.09 .25 .65 1.50 6.50 12.00
600	1.1 .30 .80 2.00 8.50 15.00
800	15 .35 1.00 2.50 10.50 18.00
1000	.20 .45 1.25 3.00 12.50 26.00

<b>7 SEGMENT DISPLAYS</b>	
FSC8024-4 digit	DL-707 C.A. .3" \$ .75
C.C. 8" display	DL 747 C.A. .6" \$1.50
FND 503 C.C. .5"	FND810 .8" CA \$1.95
FND 510 C.A. .5"	FND803 .8" CC \$1.95
DL-704 .3" C.C.	MAN 5 C.C. Green \$ .75
MAN 82 C.A. Yellow \$ .75	

**TRANSISTOR SPECIALS**

2N1307 PNP GTO 5	\$ 1.40
2N4004 PNP GTO 5	3/\$1.00
2N6974 PNP GTO 5	1.90
TIP 111	\$ .50 TIP 141 \$1.00
TIP 126	\$ .85 TIP 146 \$1.20
TIP 182	\$ 1.80 TIP 188 \$2.50
2N2932 NPN SWITCHING POWER	\$1.95
2N2934 PNP SWITCHING POWER	\$1.95
2N3717 NPN SI TO 3	\$1.00
2N3719 NPN SI TO 3	\$1.00
2N3722 NPN SI TO 3	\$1.00
2N3727 NPN SI TO 3	\$1.00
2N3730 NPN SI TO 3	\$1.00
2N3733 NPN SI TO 3	\$1.00
2N3736 NPN SI TO 3	\$1.00
2N3739 NPN SI TO 3	\$1.00
2N3742 NPN SI TO 3	\$1.00
2N3745 NPN SI TO 3	\$1.00
2N3748 NPN SI TO 3	\$1.00
2N3751 NPN SI TO 3	\$1.00
2N3754 NPN SI TO 3	\$1.00
2N3757 NPN SI TO 3	\$1.00
2N3760 NPN SI TO 3	\$1.00
2N3763 NPN SI TO 3	\$1.00
2N3766 NPN SI TO 3	\$1.00
2N3769 NPN SI TO 3	\$1.00
2N3772 NPN SI TO 3	\$1.00
2N3775 NPN SI TO 3	\$1.00
2N3778 NPN SI TO 3	\$1.00
2N3781 NPN SI TO 3	\$1.00
2N3784 NPN SI TO 3	\$1.00
2N3787 NPN SI TO 3	\$1.00
2N3790 NPN SI TO 3	\$1.00
2N3793 NPN SI TO 3	\$1.00
2N3796 NPN SI TO 3	\$1.00
2N3799 NPN SI TO 3	\$1.00
2N3802 NPN SI TO 3	\$1.00
2N3805 NPN SI TO 3	\$1.00
2N3808 NPN SI TO 3	\$1.00
2N3811 NPN SI TO 3	\$1.00
2N3814 NPN SI TO 3	\$1.00
2N3817 NPN SI TO 3	\$1.00
2N3820 NPN SI TO 3	\$1.00
2N3823 NPN SI TO 3	\$1.00
2N3826 NPN SI TO 3	\$1.00
2N3829 NPN SI TO 3	\$1.00
2N3832 NPN SI TO 3	\$1.00
2N3835 NPN SI TO 3	\$1.00
2N3838 NPN SI TO 3	\$1.00
2N3841 NPN SI TO 3	\$1.00
2N3844 NPN SI TO 3	\$1.00
2N3847 NPN SI TO 3	\$1.00
2N3850 NPN SI TO 3	\$1.00
2N3853 NPN SI TO 3	\$1.00
2N3856 NPN SI TO 3	\$1.00
2N3859 NPN SI TO 3	\$1.00
2N3862 NPN SI TO 3	\$1.00
2N3865 NPN SI TO 3	\$1.00
2N3868 NPN SI TO 3	\$1.00
2N3871 NPN SI TO 3	\$1.00
2N3874 NPN SI TO 3	\$1.00
2N3877 NPN SI TO 3	\$1.00
2N3880 NPN SI TO 3	\$1.00
2N3883 NPN SI TO 3	\$1.00
2N3886 NPN SI TO 3	\$1.00
2N3889 NPN SI TO 3	\$1.00
2N3892 NPN SI TO 3	\$1.00
2N3895 NPN SI TO 3	\$1.00
2N3898 NPN SI TO 3	\$1.00
2N3901 NPN SI TO 3	\$1.00
2N3904 NPN SI TO 3	\$1.00
2N3907 NPN SI TO 3	\$1.00
2N3910 NPN SI TO 3	\$1.00
2N3913 NPN SI TO 3	\$1.00
2N3916 NPN SI TO 3	\$1.00
2N3919 NPN SI TO 3	\$1.00
2N3922 NPN SI TO 3	\$1.00
2N3925 NPN SI TO 3	\$1.00
2N3928 NPN SI TO 3	\$1.00
2N3931 NPN SI TO 3	\$1.00
2N3934 NPN SI TO 3	\$1.00
2N3937 NPN SI TO 3	\$1.00
2N3940 NPN SI TO 3	\$1.00
2N3943 NPN SI TO 3	\$1.00
2N3946 NPN SI TO 3	\$1.00
2N3949 NPN SI TO 3	\$1.00
2N3952 NPN SI TO 3	\$1.00
2N3955 NPN SI TO 3	\$1.00
2N3958 NPN SI TO 3	\$1.00
2N3961 NPN SI TO 3	\$1.00
2N3964 NPN SI TO 3	\$1.00
2N3967 NPN SI TO 3	\$1.00
2N3970 NPN SI TO 3	\$1.00
2N3973 NPN SI TO 3	\$1.00
2N3976 NPN SI TO 3	\$1.00
2N3979 NPN SI TO 3	\$1.00
2N3982 NPN SI TO 3	\$1.00
2N3985 NPN SI TO 3	\$1.00
2N3988 NPN SI TO 3	\$1.00
2N3991 NPN SI TO 3	\$1.00
2N3994 NPN SI TO 3	\$1.00
2N3997 NPN SI TO 3	\$1.00
2N4000 NPN SI TO 3	\$1.00

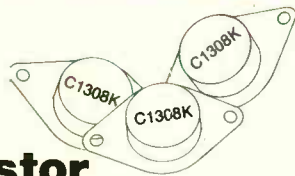
**TTLIC SERIES**

7400	17	7473	35	74165	50
7401	17	7474	40	74166	70
7402	17	7475	40	74170	1.60
7403	17	7476	40	74173	75
7404	24	7483	40	74174	65
7405	24	7483	50	74175	75
7406	33	7485	65	74176	75
7407	35	7486	65	74177	75
7408	27	7489	65	74178	75
7409	24	7491	45	74181	90
7410	17	7492	45	74182	45
7411	22	7493	45	74190	70
7413	30	7494	60	74191	75
7414	50	7495	60	74192	70
7416	33	7496	60	74193	79
7417	37	74107	35	74194	85
7420	17	74122	35	74195	45
7425	30				



# Special

## 2SC1308K Horizontal Output Transistor



# 2.80

Minimum order of 10

### CATV Parts and Accessories—at low, low MCM Prices.

<p><b>F59 Connector</b></p> <ul style="list-style-type: none"> <li>✓ For use with 59-U Cable</li> <li>✓ Ferrule included</li> </ul>  <p><b>15<sup>c</sup></b> each (100 or more)    <b>18<sup>c</sup></b> each (10-99)</p>	<p><b>TVT-1 Matching Transformer</b></p> <ul style="list-style-type: none"> <li>✓ UHF/VHF/FM 75-300 Ohm matching transformer</li> <li>✓ "F" Type input, 300 Ohm twinlead output</li> </ul>  <p><b>55<sup>c</sup></b> each (10-up)    <b>65<sup>c</sup></b> each (1-9)</p>	<p><b>TVI Interference Filter</b></p> <ul style="list-style-type: none"> <li>✓ Reduces interference caused by auto ignition, CB's, neon signs, etc.</li> <li>✓ Connects between set &amp; antenna</li> </ul>  <p><b>65<sup>c</sup></b> each (10-up)    <b>80<sup>c</sup></b> each (1-9)</p>	<p><b>JB-300 Coaxial Switch</b></p> <ul style="list-style-type: none"> <li>✓ Quick selection from TV antenna &amp; cable to VCR or other sources</li> <li>✓ 2-Input, slide type A/B switch for CATV, MATV, MDS, STV &amp; VCR applications</li> </ul>  <p><b>\$270</b> (10-up)    <b>\$295</b> (1-9)</p>
<p><b>SPL-702 UHF/VHF/FM Splitter</b></p> <ul style="list-style-type: none"> <li>✓ 75 Ohm</li> <li>✓ Three way splitter w/F59 connector</li> </ul>  <p><b>\$135</b> (10-up)    <b>\$155</b> (1-9)</p>	<p><b>JB-2 Deluxe Coaxial Switch</b></p> <ul style="list-style-type: none"> <li>✓ A/B switch for CATV, MATV, MDS, STV &amp; VCR applications</li> <li>✓ 90dB isolation</li> <li>✓ Bandwidth DC-900 MHz</li> </ul>  <p><b>\$740</b> (10-up)    <b>\$890</b> (1-9)</p>	<p><b>Color Camera Cables</b> <i>Fits Panasonic, RCA, Quasar Equipment</i></p> <ul style="list-style-type: none"> <li>✓ Superflexible, low loss MOGAMI cable</li> <li>✓ For use with Panasonic PK-500, PK-600, PK-700; JVC 66, 77; RCA 003, 004, 006; Quasar 720, 725, 730</li> </ul>  <p>16 ft. No. 2624    33 ft. No. 2626    53 ft. No. 2627</p> <p><b>\$34<sup>50</sup></b>    <b>\$48<sup>00</sup></b>    <b>\$73<sup>00</sup></b></p>	

### Join the hundreds who are saving **BIG** with the **ERS** line of replacement semiconductors!

**This special offer expires September 30, 1981.**

Distributed exclusively by MCM Electronic Parts.

ERS 123A ..... \$ .28	ERS 163A ..... \$3.90	ERS 165..... \$2.40
ERS 238..... \$3.95	ERS 283..... \$4.40	<i>minimum order of 10 no mixed quantities</i>

### Sony Specials! **Compare our prices and save!**

C867A ..... \$3.60	C1034..... \$5.60	C1316..... \$3.80
GH3F ..... \$1.20	C1114..... \$3.80	C1172B(D348) .. \$3.20
		<i>minimum order of 10 no mixed quantities</i>

### High Voltage Triplers

HVT 500 ... \$11.80 ea.	HVT 523 ... \$13.90 ea.	HVT 526 ... \$17.70 ea.
		<i>minimum order of 10</i>

**Get the whole MCM Parts-Saving Story. Order today and get our 64 page catalog free!**



CALL OUR TOLL-FREE LINES TODAY FOR IMMEDIATE DELIVERY!

**1-800-762-4315**  
Ohio Watts Line

**mcm**  
ELECTRONIC PARTS

**1-800-543-4330**  
National Watts Line

CIRCLE 44 ON FREE INFORMATION CARD





# Govt. SURPLUS ELECTRONIC EQUIPMENT CATALOG

New ITEMS... New BARGAINS!  
**FREE UPON REQUEST!**  
Send today for FREE copy of  
NEW CATALOG WS-81. Address Dept. RE

**FAIR RADIO SALES**  
1016 E. EUREKA - Box 1105 - LIMA, OHIO - 45802

## DISCOUNT TRS-80™ DEALER A301 COMPUTER SPECIALISTS




FREE  
COMPUTER  
CATALOG  
UPON  
REQUEST

**\$ DISCOUNT \$ on TRS-80's**

26-3001 4K Color.....	\$353.00
26-1062 16K III.....	865.00
24-4002 64K 1 DRIVE.....	3440.00

**1-800-841-0860 TOLL FREE**  
**MICRO MANAGEMENT SYSTEMS, INC.**  
Downtown Plaza Shopping Center  
115 C. Second Av., S.W.  
Coiro, Georgia 31728  
(912) 377-7120 Go. Phone No.

# READ THIS!



And put up to \$10.00 in your pocket.

You can save up to \$10 when you subscribe to RADIO-ELECTRONICS— and have the best electronics magazine of all delivered to your home, before it runs out on the newsstand! Every page of every issue is packed with electronics news and excitement you won't want to miss. Make sure you get every issue, and mail the money-saving coupon today! Get all the excitement, every month.

Subscribe to **Radio-Electronics** and... for added savings, enclose your payment and you get TWO EXTRA ISSUES per year.

Clip this coupon—MAIL TODAY!

- Get the Best—Every Month! Mail Today!
- YES! please send me
- Payment enclosed, 14 Issues for \$13.00 (You save \$4.50 off newsstand price.)
  - Payment enclosed, 28 issues for \$25.00 (Save More! \$10.00 off newsstand price.)
  - Bill me, 1 year—12 issues only \$13.00 (You save \$2.00 off newsstand price.)
  - Bill me, 2-years—24 issues only \$25.00 (Save more! \$5.00 off newsstand price.)

Extra shipping: Canada \$3.00 per year, all other countries \$7.50 per year.

- Check here if this is a new subscription.
- Check here if you are extending or renewing your subscription.

(please print)

Name \_\_\_\_\_

Address \_\_\_\_\_

City \_\_\_\_\_ State \_\_\_\_\_ Zip Code \_\_\_\_\_

Mail to: \_\_\_\_\_

Allow 6-8 weeks for delivery of first issue.

# INTERNATIONAL ELECTRONICS UNLIMITED

### TRANSISTORS

Part No.	ea	pk-10	pk-25	pk-100	1000	
2N2222A	10-92 NPN	\$2.25	1.65	3.25	12.00	119ea
2N2222A	10-92 NPN	3.0	1.75	4.00	15.00	139ea
2N2222A	10-18 NPN	45	3.50	8.00	29.00	26ea
2N3053	10-5 NPN	55	5.00	11.75	45.00	42ea
2N3904	10-92 NPN	25	1.65	3.25	12.00	10ea
2N3906	10-92 PNP	25	1.65	3.25	12.00	10ea

### CARBON FILM RESISTORS, 1/4 & 1/2 watt

Rohm

Part No.	total quantity ea	pk-10	pk-100	pk-1000	
1/4watt (R.0hm R25)	1-999	\$1.10	45	0.00	
.095" dia X .250" long (body)	1000-	.10	.40	1.80	15.00
1/2watt (R.0hm R50)	5000-	.10	.30	1.70	14.50
.146" dia X .354" long (body)	10000-	.10	.25	1.55	13.00

25 or more resistors - not individually packaged - mixed - specify any assortment of values \$1.04ea

### DIODES

Part No.	ea	pk-10	pk-25	pk-100	1000
1N4001	60pIV	12/\$1.00	100/\$7.00	1000/\$60.00	
1N4007	1000pIV	10/\$1.25	100/\$11.00	1000/\$100.00	
1N4148	(1N914)	15/\$1.00	100/\$5.00	1000/\$40.00	

### METAL FILM RESISTORS, 1/4 watt

Rohm

STANDARD 1% METAL FILM VALUES FROM 10 OHM TO 1.21 MOHM

Part No.	total quantity ea	pk-10	pk-25	pk-100	pk-250	
1/4watt (R.0hm CR60R1) 1/4watt	1-999	\$2.25	1.00	2.00	7.50	17.50
1/2watt (R.0hm CR60R1) 1/2watt	1000-	.20	.90	1.80	7.00	16.25
.138" dia X .355" long (body)	5000-	.20	.85	1.70	6.50	15.00
10000-	.20	.80	1.55	6.00	13.75	

10 or more resistors - not individually packaged - mixed - specify any assortment of values \$1.54ea

### LED S

JUMBO DIFFUSED - .20" dia X .34" tall

Color	ea	pk-10	pk-25	pk-100	1000-
Red	\$1.00	2.25	8.00	.078ea	
Clear	1.00	2.25	8.00	.078ea	
Green	1.40	3.25	10.45	.10ea	
Yellow	1.40	3.25	10.45	.10ea	
White	1.00	2.25	8.00	.078ea	

SUBMINIATURE DIFFUSED - .125" dia X .21" tall

Color	ea	pk-10	pk-25	pk-100	1000-
Red	\$1.00	2.25	8.00	.078ea	
Clear	1.00	2.25	8.00	.078ea	
Green	1.40	3.25	10.45	.10ea	
Yellow	1.40	3.25	10.45	.10ea	

LED MOUNTING CLIP & RING For .20" (Jumbo) LED

Part No.	ea	pk-25	pk-100	1000-
pk-10	\$1.25	2.75	7.00	.06ea

### SOCKETS - LOW PROFILE, WIDE LEAD

Part No.	ea	10-	100-	1000-
8 pin	\$2.20	.18ea	.16ea	.14ea
14 pin	.25	.21ea	.19ea	.16ea
16 pin	.26	.22ea	.20ea	.17ea
18 pin	.32	.28ea	.26ea	
24 pin	.45	.40ea	.38ea	
28 pin	.55	.52ea	.50ea	
40 pin	.65	.62ea	.60ea	

### SOCKETS - WIRE WRAP

Part No.	ea	10-	100-	1000-
14 pin	.55	.52	.49	
16 pin	.60	.57	.51	

### CAPACITORS

POLYESTER FILM CAPACITORS - 100V ± 10%

Part No.	EA.	PK-10	PK-100	EA.	PK-10	PK-100	
.001uf	\$1.15	.95	6.50	.033uf	\$2.20	1.00	10.00
.0015uf	.15	.95	7.50	.047uf	.20	1.15	10.50
.0022uf	.15	.95	7.50	.068uf	.25	1.30	12.00
.0033uf	.15	.95	7.50	.1uf	.30	1.75	13.50
.0047uf	.15	.95	7.50	.15uf	.35	2.25	14.00
.0068uf	.15	.95	7.50	.22uf	.40	2.55	20.00
.01uf	.15	.95	7.50	.33uf	.45	2.75	25.00
.015uf	.15	.95	7.50	.47uf	.50	3.50	30.00
.022uf	.15	.95	7.50				

POLYESTER CAPACITOR KIT 5 ea of the above values \$14.95

### TANTALUM CAPACITORS

solid dipped 120V

Part No.	ea	10-	100-	1000-				
.1uf/35V	.35	.25	4.7uf/25F	.48	.40	22uf/10V	.52	.42
.22uf/35V	.35	.30	5.6uf/10V	.48	.40	22uf/35V	.65	.60
.33uf/35V	.35	.30	6.8uf/6V	.40	.35	33uf/6V	.60	.50
.1uf/25V	.35	.30	6.8uf/16V	.50	.40	33uf/10V	.65	.55
1.5uf/20V	.35	.30	10uf/20V	.50	.40	47uf/6V	.65	.55
2.2uf/35V	.40	.35	15uf/6V	.50	.40	47uf/15V	.70	.60
3.3uf/35V	.45	.40	15uf/10V	.52	.42	56uf/6V	.89	.80
4.7uf/16V	.45	.35	15uf/20V	.55	.45			

TANTALUM CAPACITOR ASSY. 5 ea. of above - \$37.50

### CERAMIC CAPACITORS

Part No.	ea	pk-10	pk-100	pk-1000			
1pf	18pf	47pf	100pf	220pf	600pf	.0047uf	.030uf
5pf	22pf	56pf	120pf	270pf	.001uf	.010uf	.050uf
7pf	27pf	68pf	150pf	390pf	.0015uf	.015uf	.1uf
10pf	33pf	82pf	180pf	470pf	.002uf	.022uf	

1pf - .050uf / 50V .1uf / 50V

Part No.	ea	pk-10	pk-100	pk-1000
1-1000	\$2.20	.95	6.50	
1000-	.20	.85	6.00	.055ea

CERAMIC CAPACITOR KIT CK-C2 5ea. of the above values \$12.50  
CK-C3 10ea. of the above values 20.50

### CAPACITORS

Part No.	ea	10-	100-	1000-
1uf/30V	.16	.13	.12	
2.2uf/25V	.16	.13	.12	
2.2uf/50V	.16	.13	.12	
3.3uf/50V	.17	.13	.12	
4.7uf/63V	.18	.13	.12	
10uf/35V	.18	.14	.13	
10uf/50V	.18	.14	.13	
10uf/150V	.19	.16	.15	
22uf/16V	.19	.17	.14	
22uf/50V	.20	.18	.16	
25uf/25V	.20	.18	.16	
30uf/25V	.21	.18	.15	
50uf/35V	.22	.18	.16	

### ELECTROLYTIC AXIAL LEADS

Part No.	ea	10-	100-	1000-
100uf/10V	.25	.17	.15	
100uf/35V	.27	.19	.18	
150uf/25V	.30	.22	.20	
220uf/16V	.30	.23	.20	
220uf/25F	.35	.25	.24	
470uf/16V	.38	.32	.30	
470uf/35V	.42	.35	.33	
500uf/15V	.38	.32	.30	
1000uf/16V	.90	.85	.80	
1000uf/35V	1.10	.95	.90	
2200uf/16V	1.25	1.10	1.00	
2200uf/40V	1.35	1.15	1.05	
4700uf/50V	1.50	1.35	1.30	

### POWER SUPPLY KIT

5V, .12V, .15V  
A regulated power supply using a 115V/25V CT transformer, 3-1/2amp and 3-watt regulators to supply the above voltages. Heat sink provided for .15V.

PARTS INCLUDED  
Transformer  
3 regulators  
PC board  
4 diodes  
Capacitor 1000 uf  
Capacitor 5000 f  
3 capacitors 10 uf

ea \$17.50  
10- 16.00  
25- 15.00  
+ shipping

CLOCK CHIPS  
5316 4 digit, 12-24hr, alarm  
50-60Hz, 40 pin 3.95

### CMOS

10% OFF ON \$25.00  
15% OFF ON \$50.00

Part No.	ea	10-	100-	1000-	
4000 Series CMOS					
4000	\$25	4020	1.14	4080	.45
4001	.39	4021	.95	4051	1.15
4002	.25	4022	.95	4066	.79
4006	.95	4023	.30	4069	.39
4007	.39	4024	.75	4071	.29
4009	.95	4025	.22	4072	.39
4009	.46	4027	.69	4073	.39
4010	.45	4028	.85	4078	.39
4011	.45	4030	.69	4081	.39
4012	.25	4035	.95	4082	.30
4013	.59	4040	1.15	4083	.25
4014	.95	4041	1.20	4528	1.50
4015	.95	4042	.95	4585	1.50
4016	.64	4043	.65	4901	.59
4017	1.08	4046	1.69		
4018	.95	4049	.45		

### TTL

10% OFF ON \$25.00  
15% OFF ON \$50.00

Part No.	ea	10-	100-	1000-	
7400	5.18	7464	.30	74155	.50
7401	.18	7465	.30	74156	.64
7402	.18	7470	.49	74157	.60
7403	.18	7472	.32	74158	.75
7404	.20	7474	.18	74160	.70
7405	.25	7475	.49	74161	.79
7406	.20	7576	.49	74162	.85
7407	.20	7480	.35	74163	.85
7408	.27	7482	.25	74164	.85
7409	.27	7483	.65	74166	.85
7410	.18	7485	.50	74170	1.50
7415	.29	7486	.42	74173	1.25
7416	.20	7489	1.75	74174	1.05
7417	.20	7490	.59	74175	.85
7420	.20	7491	.64	74176	.70
7425	.39	7492	.59	74177	.70
7426	.35	7493	.35	74180	.35
7427	.25	7494	.59	74181	1.85
7430	.25	7495	.35	74182	.35
7432	.20	7496	.35	74189	1.50
7437	.20	74105	.48	74190	1.15
7438	.18	74107	.35	74191	1.15
7440	.18	74121	.35	74192	.50
7441	.59	74122	.39	74193	.79
7442	.35	74123	.39	74194	.85
7443	.55	74125	.50	74195	.69
7444	.60	74126	.50	74196	.80
7445	.50	74132	.75	74197	.75
7446	.59	74141	.35	74198	1.40
7448	.59	74145	.50	74199	1.25
7450	.18	74148	1.25	74200	3.75
7451	.22	74150	.35	74279	.65
7453	.18	74151	.55		
7454	.18	74153	.35		
7460	.18	74154	1.45		

### VOLTAGE REGULATORS

10% OFF ON \$25.00  
15% OFF ON \$50.00

Part No.	ea	10-	100-	1000-
LM320T-5	Negative 5 V reg (7905)	1.19		
LM320T-12	Negative 12 V reg (7912)	1.19		
LM320T-15	Negative 15 V reg (7915)	1.19		
LM340T-5	Positive 5 V reg (7805)	1.19		
LM340T-8	Positive 8 V reg (7808)	1.19		
LM340T-12	Positive 12 V reg (7812)	1.19		
LM340T-15	Positive 15 V reg (7815)	1.19		

### MINIATURE SOLID STATE ELECTRONIC BUZZER

6 Volt ea 10- 100-  
(operates from 4V - 9V) \$1.35 1.10ea 1.00ea

**ramsey**

# the first name in Counters!



## 9 DIGITS 600 MHz \$129<sup>95</sup> WIRED

**PRICES:**

CT-90 wired, 1 year warranty	\$129.95
CT-90 Kit, 90 day parts warranty	109.95
AC-1 AC adapter	3.95
BP-1 Nicad pack + AC Adapter/Charger	12.95
OV-1, Micro-power Oven time base	49.95
External time base input	14.95

The CT-90 is the most versatile, feature packed counter available for less than \$300.00! Advanced design features include: three selectable gate times, nine digits, gate indicator and a unique display hold function which holds the displayed count after the input signal is removed! Also, a 10MHz TCXO time base is used which enables easy zero beat calibration checks against WWV. Optionally, an internal nicad battery pack, external time base input and Micro-power high stability crystal oven time base are available. The CT-90, performance you can count on!

**SPECIFICATIONS:**

Range: 20 Hz to 600 MHz  
 Sensitivity: Less than 10 MV to 150 MHz  
 Less than 50 MV to 500 MHz  
 Resolution: 0.1 Hz (10 MHz range)  
 1.0 Hz (60 MHz range)  
 10.0 Hz (600 MHz range)  
 Display: 9 digits 0.4" LED  
 Time base: Standard-10,000 mHz, 1.0 ppm 20-40°C.  
 Optional Micro-power oven-0.1 ppm 20-40°C  
 Power: 8-15 VAC @ 250 ma



## 7 DIGITS 525 MHz \$99<sup>95</sup> WIRED

**SPECIFICATIONS:**

Range: 20 Hz to 525 MHz  
 Sensitivity: Less than 50 MV to 150 MHz  
 Less than 150 MV to 500 MHz  
 Resolution: 1.0 Hz (5 MHz range)  
 10.0 Hz (50 MHz range)  
 100.0 Hz (500 MHz range)  
 Display: 7 digits 0.4" LED  
 Time base: 1.0 ppm TCXO 20-40°C  
 Power: 12 VAC @ 250 ma

The CT-70 breaks the price barrier on lab quality frequency counters. Deluxe features such as: three frequency ranges - each with pre-amplification, dual selectable gate times, and gate activity indication make measurements a snap. The wide frequency range enables you to accurately measure signals from audio thru UHF with 1.0 ppm accuracy - that's .0001%! The CT-70 is the answer to all your measurement needs, in the field, lab or ham shack.

**PRICES:**

CT-70 wired, 1 year warranty	\$99.95
CT-70 Kit, 90 day parts warranty	84.95
AC-1 AC adapter	3.95
BP-1 Nicad pack + AC adapter/charger	12.95



## 7 DIGITS 500 MHz \$79<sup>95</sup> WIRED

**PRICES:**

MINI-100 wired, 1 year warranty	\$79.95
AC-Z Ac adapter for MINI-100	3.95
BP-Z Nicad pack and AC adapter/charger	12.95

Here's a handy, general purpose counter that provides most counter functions at an unbelievable price. The MINI-100 doesn't have the full frequency range or input impedance qualities found in higher price units, but for basic RF signal measurements, it can't be beat! Accurate measurements can be made from 1 MHz all the way up to 500 MHz with excellent sensitivity throughout the range, and the two gate times let you select the resolution desired. Add the nicad pack option and the MINI-100 makes an ideal addition to your tool box for "in-the-field" frequency checks and repairs.

**SPECIFICATIONS:**

Range: 1 MHz to 500 MHz  
 Sensitivity: Less than 25 MV  
 Resolution: 100 Hz (slow gate)  
 1.0 KHz (fast gate)  
 Display: 7 digits, 0.4" LED  
 Time base: 2.0 ppm 20-40°C  
 Power: 5 VDC @ 200 ma

## 8 DIGITS 600 MHz \$159<sup>95</sup> WIRED



**SPECIFICATIONS:**

Range: 20 Hz to 600 MHz  
 Sensitivity: Less than 25 mv to 150 MHz  
 Less than 150 mv to 600 MHz  
 Resolution: 1.0 Hz (60 MHz range)  
 10.0 Hz (600 MHz range)  
 Display: 8 digits 0.4" LED  
 Time base: 2.0 ppm 20-40°C  
 Power: 110 VAC or 12 VDC

The CT-50 is a versatile lab bench counter that will measure up to 600 MHz with 8 digit precision. And, one of its best features is the Receive Frequency Adapter, which turns the CT-50 into a digital readout for any receiver. The adapter is easily programmed for any receiver and a simple connection to the receiver's VFO is all that is required for use. Adding the receiver adapter in no way limits the operation of the CT-50, the adapter can be conveniently switched on or off. The CT-50, a counter that can work double-duty!

**PRICES:**

CT-50 wired, 1 year warranty	\$159.95
CT-50 Kit, 90 day parts warranty	119.95
RA-1, receiver adapter kit	14.95
RA-1 wired and pre-programmed (send copy of receiver schematic)	29.95



## DIGITAL MULTIMETER \$99<sup>95</sup> WIRED

**PRICES:**

DM-700 wired, 1 year warranty	\$99.95
DM-700 Kit, 90 day parts warranty	79.95
AC-1, AC adaptor	3.95
BP-3, Nicad pack + AC adapter/charger	19.95
MP-1, Probe kit	2.95

The DM-700 offers professional quality performance at a hobbyist price. Features include: 26 different ranges and 5 functions, all arranged in a convenient, easy to use format. Measurements are displayed on a large 3 1/2 digit, 1/2 inch LED readout with automatic decimal placement, automatic polarity, overrange indication and overload protection up to 1250 volts on all ranges, making it virtually goof-proof! The DM-700 looks great, a handsome, jet black, rugged ABS case with convenient retractable tilt bail makes it an ideal addition to any shop.

**SPECIFICATIONS:**

DC/AC volts: 100uV to 1 KV, 5 ranges  
 DC/AC current: 0.1 uA to 2.0 Amps, 5 ranges  
 Resistance: 0.1 ohms to 20 Megohms, 6 ranges  
 Input impedance: 10 Megohms, DC/AC volts  
 Accuracy: 0.1% basic DC volts  
 Power: 4 'C' cells

### AUDIO SCALER

For high resolution audio measurements, multiplies UP in frequency.

- Great for PL tones
- Multiplies by 10 or 100
- 0.01 Hz resolution!

\$29.95 Kit \$39.95 Wired

### ACCESSORIES

Telescopic whip antenna - BNC plug	\$ 7.95
High impedance probe, light loading	15.95
Low pass probe, for audio measurements	15.95
Direct probe, general purpose usage	12.95
Tilt bail, for CT 70, 90, MINI-100	3.95
Color burst calibration unit, calibrates counter against color TV signal	14.95

### COUNTER PREAMP

For measuring extremely weak signals from 10 to 1,000 MHz. Small size, powered by plug transformer-included.

- Flat 25 db gain
- BNC Connectors
- Great for sniffing RF with pick-up loop

\$34.95 Kit \$44.95 Wired

**ramsey electronics, inc.**  
 2575 BAIRD RD. • PENFIELD, NY 14526

**PHONE ORDERS**  
 CALL 716-386-3950

**TERMS**

Satisfaction guaranteed - examine for 10 days, if not pleased return in original form for refund. Add 5% for shipping - insurance to a maximum of \$10. Overseas add 15%. COD add \$2. Orders under \$10., add \$1.50. NY residents, add 7% tax.

CIRCLE 4 ON FREE INFORMATION CARD

# 16K

# Memory

# 8/\$16.95

4116 300ns

**ALL MERCHANDISE 100% GUARANTEED**

**CALL US FOR VOLUME QUOTES**

### LS SERIES

74LS00	.25	74LS163	.95
74LS01	.25	74LS164	.95
74LS02	.25	74LS165	.95
74LS03	.25	74LS166	2.40
74LS04	.25	74LS168	1.75
74LS05	.25	74LS169	1.75
74LS06	.25	74LS170	1.75
74LS09	.25	74LS173	.80
74LS10	.25	74LS174	.95
74LS11	.35	74LS175	.95
74LS12	.35	74LS181	2.15
74LS13	.45	74LS189	9.95
74LS14	1.00	74LS190	1.00
74LS15	.35	74LS191	1.00
74LS20	.25	74LS192	.85
74LS21	.35	74LS193	.95
74LS22	.25	74LS194	1.00
74LS26	.35	74LS195	.95
74LS27	.35	74LS196	.85
74LS28	.35	74LS197	.85
74LS30	.25	74LS221	1.20
74LS32	.35	74LS240	1.85
74LS33	.55	74LS241	1.85
74LS37	.55	74LS242	1.85
74LS38	.35	74LS243	1.85
74LS40	.25	74LS244	1.75
74LS42	.55	74LS245	2.85
74LS47	.75	74LS247	.75
74LS48	.75	74LS248	1.25
74LS49	.75	74LS249	.99
74LS51	.25	74LS251	1.30
74LS54	.35	74LS253	.85
74LS55	.35	74LS257	.85
74LS63	1.25	74LS258	.85
74LS73	.40	74LS259	2.85
74LS74	.45	74LS260	.65
74LS75	.50	74LS266	.55
74LS76	.40	74LS273	1.65
74LS78	.50	74LS275	3.35
74LS83	.75	74LS279	.55
74LS85	1.15	74LS280	1.98
74LS86	.40	74LS283	1.00
74LS90	.65	74LS290	1.25
74LS91	.89	74LS293	1.85
74LS92	.70	74LS295	1.05
74LS93	.65	74LS298	1.20
74LS95	.85	74LS352	1.55
74LS96	.95	74LS353	1.55
74LS107	.40	74LS363	1.35
74LS109	.40	74LS365	.95
74LS112	.45	74LS366	.95
74LS113	.45	74LS367	.70
74LS114	.50	74LS368	.70
74LS122	.45	74LS373	1.85
74LS123	.95	74LS374	1.80
74LS124	2.99	74LS377	1.45
74LS125	.95	74LS378	1.18
74LS126	.85	74LS379	1.35
74LS132	.75	74LS385	1.90
74LS136	.95	74LS386	.65
74LS137	.99	74LS390	1.90
74LS138	.75	74LS393	1.90
74LS139	.75	74LS395	1.65
74LS145	1.20	74LS399	1.70
74LS147	2.49	74LS447	.37
74LS148	1.35	74LS490	1.95
74LS151	.75	74LS668	1.69
74LS153	.75	74LS669	1.89
74LS154	2.35	74LS670	2.20
74LS155	1.15	74LS674	9.65
74LS156	.95	74LS682	2.20
74LS157	.75	74LS683	2.30
74LS158	.75	74LS684	2.40
74LS160	.90	74LS685	2.40
74LS161	.95	74LS688	2.40
74LS162	.95	74LS689	2.40

### 7400 SERIES

7400	.19	74128	.55
7401	.19	74132	.45
7402	.19	74136	.50
7403	.19	74141	.65
7404	.19	74142	2.95
7405	.22	74143	2.95
7406	.22	74144	2.95
7407	.22	74145	.60
7408	.24	74147	1.75
7409	.19	74148	1.20
7410	.19	74150	1.35
7411	.25	74151	.65
7412	.30	74152	.65
7413	.35	74153	.55
7414	.55	74154	1.40
7416	.25	74155	.75
7417	.25	74156	.65
7420	.19	74157	.55
7421	.35	74159	1.65
7422	.29	74160	.85
7423	.29	74161	.70
7425	.29	74162	.85
7426	.29	74163	.85
7427	.29	74164	.85
7428	.45	74165	.85
7430	.19	74166	1.00
7432	.29	74167	1.95
7433	.45	74170	1.65
7437	.29	74172	5.95
7438	.29	74173	.75
7440	.19	74174	.89
7442	.49	74175	.89
7443	.65	74176	.89
7444	.69	74177	.75
7445	.69	74178	1.15
7446	.69	74179	1.75
7447	.69	74180	.75
7448	.69	74181	2.25
7450	.19	74182	.75
7451	.23	74184	2.00
7453	.23	74185	2.00
7454	.23	74186	18.50
7460	.23	74190	1.15
7464	.39	74191	1.15
7465	.39	74192	.79
7470	.35	74193	.79
7472	.29	74194	.85
7473	.34	74195	.85
7474	.35	74196	.79
7475	.49	74197	.75
7476	.35	74198	1.35
7480	.59	74199	1.35
7481	1.10	74221	1.35
7482	.95	74246	1.35
7483	.50	74247	1.25
7484	.50	74248	1.85
7485	.65	74249	1.95
7486	.35	74251	.75
7489	4.95	74259	2.25
7490	.35	74265	1.35
7491	.40	74273	1.95
7492	.50	74276	1.25
7493	.49	74279	.75
7494	.65	74283	2.00
7495	.55	74284	3.75
7496	.70	74285	3.75
7497	2.75	74290	.95
74100	1.00	74293	.75
74107	.30	74298	.95
74109	.45	74351	2.25
74110	.45	74365	.65
74111	.55	74368	.65
74116	1.55	74367	.65
74120	1.20	74368	.65
74121	.29	74376	2.20
74122	.45	74390	1.75
74123	.55	74393	1.35
74125	.45	74425	3.15
74126	.45	74426	.85
		74490	2.55

### T.V. CIRCUITS

MC1330	1.89
MC1350	1.29
MC1358	1.79
LM380	1.29
LM386	1.50
LM565	.99
LM741	.29
LM1310	2.90
LM1800	2.99
LM1889	2.49

### MISC.

8T26	1.69	3242	9.95
8T28	2.49	AY5-1013	3.95
8T95	.99	TR1602	4.95
8T96	.99	IM6402	7.95
8T97	.99	1771	24.95
8T98	.99	1791	36.95
1488	.99	UPD765	39.95
1489	.99	8272	39.95
DM8131	2.95		

### CMOS

74C00	.35	74C373	2.75	4018	.95	4093	.95
74C02	.35	74C374	2.75	4019	.45	4099	1.95
74C04	.35	74C901	.80	4020	.95	14409	8.95
74C08	.35	74C902	.85	4021	.95	14410	8.95
74C10	.35	74C903	.85	4022	1.15	14411	9.95
74C14	1.50	74C905	10.95	4023	.35	14412	12.95
74C20	.35	74C906	.95	4024	.75	14419	2.95
74C30	.35	74C907	1.00	4025	.35	4502	.95
74C32	.50	74C908	2.00	4026	1.65	4503	.65
74C42	1.75	74C909	2.75	4027	.65	4508	1.95
74C48	2.10	74C910	9.95	4028	.80	4510	.95
74C73	.65	74C911	10.00	4029	.95	4511	.95
74C74	.85	74C912	10.00	4030	.45	4512	.95
74C76	.80	74C914	1.95	4034	2.95	4514	1.25
74C83	1.95	74C915	2.00	4035	.85	4515	2.25
74C85	1.95	74C918	2.75	4040	.95	4516	1.55
74C86	.95	74C920	17.95	4041	1.25	4518	1.25
74C89	4.50	74C921	15.95	4042	.75	4519	1.25
74C90	1.75	74C922	5.95	4043	.85	4520	1.25
74C93	1.75	74C923	5.95	4044	.85	4522	1.25
74C95	1.75	74C925	6.75	4046	.95	4526	1.25
74C107	1.00	74C926	7.95	4047	.95	4527	1.95
74C150	5.75	74C927	7.95	4049	.55	4528	1.25
74C151	2.25	74C928	7.95	4050	.55	4531	.95
74C154	3.25	74C929	19.95	4051	.95	4532	1.95
74C157	1.75	74C930	19.95	4053	.95	4538	1.95
74C160	2.00	4000	.35	4060	1.45	4539	1.95
74C161	2.00	4001	.35	4066	.75	4543	2.70
74C162	2.00	4002	.25	4068	.40	4555	.95
74C163	2.00	4006	.95	4069	.35	4556	.95
74C164	2.00	4007	.29	4070	.35	4581	1.95
74C165	2.00	4008	.95	4071	.30	4582	1.95
74C173	2.00	4009	.45	4072	.30	4584	.95
74C174	2.25	4010	.45	4073	.30	4585	.95
74C175	2.25	4011	.35	4075	.30	4702	12.95
74C192	2.25	4012	.25	4076	.95	4724	1.50
74C193	2.25	4013	.45	4078	.30	80C07	.95
74C195	2.25	4014	.95	4081	.30	80C95	.85
74C200	5.75	4015	.95	4082	.30	80C96	.95
74C221	2.25	4016	.45	4085	.95	80C97	.95
		4017	1.15	4086	.95	80C98	1.20

### DIP SWITCHES

4 position	.85
5 position	.90
6 position	.90
7 position	.95
8 position	.95

### CONNECTORS

RS232 MALE	3.25
RS232 FEMALE	3.75
RS232 HOOD	1.25
S-100 ST	3.95
S-100 WW	4.95

### TRANSISTORS

PN2222	10/1.00	100/8.99
2N3904	10/1.00	100/8.99
2N3906	10/1.00	100/8.99
2N3055	.79	10/6.99
IN4148		25/1.00
IN4004		10/1.00

### LINEAR

LM301V	.34	LM741V	.29
LM308V	.98	LM747	.79
LM309K	1.49	LM748V	.59
LM311	.64	LM1310	2.90
LM317T	1.95	MC1330	1.89
LM317K	3.95	MC1350	1.29
LM318	1.49	MC1358	1.79
LM323K	4.95	LM1414	1.59
LM324	.59	LM1458V	.69
LM337K	3.95	LM1488	1.39
LM339	.99	LM1489	1.39
LM377	2.29	LM1800	2.99
LM380	1.29	LM1889	2.49
LM386V	1.50	LM3900	.59
LM555V	.39	LM3914	.98
LM558	.69	LM3916	3.95
LM565	.99	LM3915	3.95
LM566V	1.49	LM3916	3.95
LM567V	1.29	75451V	.39
LM723	.49	75452V	.39
LM733	.98	75453V	.39

### 74S00 SERIES

# 4K STATIC RAMS 8/18.95

2114 LOW POWER 450ns

ALL MERCHANDISE 100% GUARANTEED

CALL US FOR VOLUME QUOTES

## 8200

8202	45.00
8205	3.50
8212	1.95
8214	3.90
8216	1.85
8224	2.50
8226	1.85
8228	4.95
8237	19.95
8238	4.95
8243	4.50
8250	14.95
8251	5.50
8253	9.85
8253-5	9.85
8255	5.25
8255-5	5.25
8257	9.00
8259	7.00
8272	39.95
8275	29.95
8279	10.50
8279-5	10.50
8282	6.65
8283	6.65
8284	5.80
8286	6.65
8287	6.65
8288	25.00
8289	49.95

## 6800

6800	6.95
6802	11.95
6809	37.95
6810	4.60
6820	4.95
6821	4.95
6828	9.95
6834	16.95
6840	14.95
6843	42.95
6844	44.95
6845	29.95
6847	15.95
6850	4.75
6852	5.75
6860	10.95
6862	11.95
6871	25.95
6875	6.95
6880	2.95

## Z80

Z80	8.95
Z80A	9.95
Z80B	19.95
Z80-PIO	6.50
Z80A-PIO	8.60
Z80-CTC	6.50
Z80A-CTC	8.65
Z80-DART	15.25
Z80-DMA	18.75
Z80A-DMA	17.50
Z80-SIO/0	27.50
Z80-SIO/0	23.95
Z80-SIO/1	28.95
Z80-SIO/1	23.95
Z80-SIO/2	28.95
Z80-SIO/2	23.95
Z80-SIO/9	17.95
Z80A-SIO/9	22.95

## MPU'S

8035	16.95
8039	19.95
8080A	3.95
8085	12.95
8086	99.95
8088	39.95
8155	11.95
8156	11.95
8185	29.95
8185-2	39.95
8741	39.95
8748	69.95
8755	49.95

## 6502

6502	6.95
6502A	12.95
6504	6.95
6505	8.95
6520	4.95
6522	9.95
6532	14.95
6551	14.95

## IC SOCKETS

1-100 100pcs

8 pin ST	.13	.11
14 pin ST	.15	.12
16 pin ST	.17	.13
18 pin ST	.20	.18
20 pin ST	.29	.27
22 pin ST	.30	.27
24 pin ST	.40	.32
28 pin ST	.40	.32
40 pin ST	.49	.39

ST = SOLDEXTAIL

8 pin WW	.59	.49
14 pin WW	.69	.52
16 pin WW	.69	.58
18 pin WW	.99	.90
20 pin WW	1.09	.98
22 pin WW	1.39	1.28
24 pin WW	1.49	1.35
28 pin WW	1.69	1.49
40 pin WW	1.99	1.80

WW = WIREWRAP

BEFORE YOU BUY CALL  
JDR FOR THE BEST PRICE.

800-538-5000

800-662-6233

(CALIFORNIA RESIDENTS)

## LEDS

Jumbo Red	10/1.00
Jumbo Green	6/1.00
Jumbo Yellow	6/1.00
5082-7760 .43°C	.79
MAN74 .3°C	.99
MAN72 .3°C	.99

## DYNAMIC RAMS

4027	(250ns)	2.50	2.00
4116-150	(150ns)	8/21.95	2.65
4116-200	(200ns)	8/19.95	2.35
4116-300	(300ns)	8/16.95	2.00
4164	(200ns)	CALL	CALL

## STATIC RAMS

2101	(450ns)	1.95	1.85
2102-1	(450ns)	.89	.85
21L02-1	(LP) (450ns)	1.29	1.15
2111	(450ns)	2.99	2.49
2112	(450ns)	2.99	2.79
2114	(450ns)	8/18.95	2.25
2114L-2	(LP) (200ns)	8/22.95	2.45
2114L-3	(300ns)	8/21.95	2.45
2113L-4	(LP) (450ns)	8/18.95	2.25
4044-4	(450ns)	3.49	3.25
4044-3	(300ns)	3.99	3.75
TMM2016	(200ns)	CALL	CALL
MB6116	(200ns)	CALL	CALL

LP = LOW POWER

## APPLE OWNERS

### EXPAND YOUR 48K COMPUTER TO 64K SUPER RAM•II

- PLUG IN SLOT Ø
- GOLD PLATED CONTACTS
- INCLUDES 5 JUMPER OPTIONS
- INCLUDES 5 RAM-ROM OPTIONS
- ENJOY THE BEST OF BOTH WORLDS
- 16K RAM (RANDOM ACCESS MEMORY)
- THIS IS SOPHISTICATED FIRMWARE
- EXPANDS YOUR 48K APPLE TO 64K OF PROGRAMMABLE MEMORY
- ELIMINATES THE NEED FOR APPLE'S™ OR INTEGER BASIC ROM CARD
- ALLOWS YOU TO RUN APPLE'S NEW FORTRAN PACKAGE ALSO PASCAL AND PILOT
- KEYBOARD CONTROL SELECTION OF RAM OR MOTHER BOARD ROM LANGUAGE
- INCLUDES INSTALLATION INSTRUCTIONS AND APPLICATIONS NOTES
- THE SOFTWARE DEVELOPED BY VARIOUS VENDORS FOR YOUR (64K) SHOULD NOW WORK AS THEY ADVERTISED
- THE MOST VERSATILE RAM EXPANSION ON THE MARKET TODAY

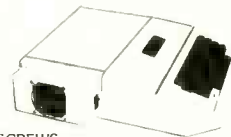


UNIQUE 1 YEAR WARRANTY!! \$168.00

## SUPER FAN II

"COOL-IT"

- TAN COLOR
- SAVE DOWN TIME
- LONG LIFE MOTOR
- LOW NOISE IS A MUST
- SAVE REPAIR CHARGES
- INCREASES RELIABILITY
- CLIPS ON—NO HOLES OR SCREWS
- MINIMUM QUIETNESS IS DUE TO THE DRAW EFFECT OF AIR THROUGH YOUR COMPUTER AND A SPECIAL FAN AND MOTOR DESIGN
- THOSE EXTRA PLUG-IN CARDS CAN CAUSE EXTRA HEAT



HOW TO HOOK IT UP

1. Clip it on your APPLE
2. Unplug your 120V cable (you won't need it)
3. Plug short 120V cable from Super Fan II to the back of your computer
4. Plug the supply cable from Super Fan II to your 120V power source
5. Turn on the rocker switch and a built-in red ready light comes on
6. You are all set "COOL IT"

UNIQUE 1 YEAR WARRANTY!! \$69.00

\*APPLE IS A TRADEMARK OF APPLE COMPUTER INC.

## EPROMS

1702	256 x 8 (1us)	4.95	4.50
2708	1024 x 8 (450ns)	3.95	3.50
2716	(5v) 2048 x 8 (450ns)	6.95	5.95
2758	(5v) 1024 x 8 (450ns)	9.95	8.95
2716-1	(5v) 2048 x 8 (350ns)	12.95	11.95
TMS2716	2048 x 8 (450ns)	9.95	8.95
TMS2532	(5v) 4096 x 8 (450ns)	21.95	19.95
2732	(5v) 4096 x 8 (450ns)	17.95	16.95

## PROMS

74S188	(82S23)	OC	32 x 8	3.95
74S287	(82S129)	TS	256 x 4	4.75
74S288	(82S123)	TS	32 x 8	4.45
74S387	(82S126)	OC	256 x 4	5.75
74S471		TS	256 x 8	9.95
74S472	(82S147)	TS	512 x 8	16.85
74S474	(82S141)	TS	512 x 8	17.85
74S570	(82S130)	OC	512 x 4	7.80
74S571	(82S131)	TS	512 x 4	7.80



JDR MICRODEVICES, INC.

1101 South Winchester Blvd.  
San Jose, California 95128  
800-538-5000 800-662-6263 (Callf.)  
408-247-4852

TERMS: For shipping include \$2.00 for UPS Ground; \$3.00 for UPS Blue Label Air; \$10.00 minimum order. Bay Area Residents add 6 1/2% sales tax Calif. Residents add 8% sales tax. We reserve the right to limit quantities and substitute manufacturer. Prices subject to change without notice.

CIRCLE 63 ON FREE INFORMATION CARD

DETACH OUR CATALOG FROM THE MAY BYTE

## MODEM SALE

**\$129.00**



**THE STAR  
MODEM  
from  
LIVERMORE**

**FEATURES**  
FITS GTE HANDSETS!  
2 YEAR WARRANTY

### EXCLUSIVE ACOUSTIC CHAMBERS

The exclusive triple seal of Livermore's new flat mounted cups locks the handset into the acoustic chamber yielding superior acoustic isolation and mechanical cushioning. Designed to adapt to most common handsets used throughout the world, the STAR offers the utmost in flexibility and transmission reliability.



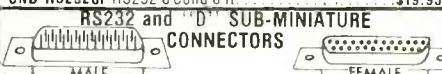
### Specifications:

- **Data Rate:** 0 to 300 baud
- **Compatibility:** Bell 103 and 113; CCITT
- **Frequency Stability:** ±0.3 percent. Crystal controlled
- **Receiver Sensitivity:** -50 dBm ON, -53 dBm OFF
- **Modulation:** Frequency shift keyed (FSK)
- **Carrier Detect Delay:** 1.2 seconds ON; 120 msec OFF
- **EIA Terminal Interface:** Compatible with RS 232 specifications
- **Teletype Interface:** 20 milliampere current loop
- **Optional Interfaces:** IEEE 488; TTL; TTY 43
- **International (CCITT) frequencies available**
- **Switches:** Originate/Off/Answer; Full Duplex/Test/Half Duplex
- **Indicators:** Transmit Data, Receive Data, Carrier Ready, Test
- **Power:** Supplied by 24 VAC/150 MA UL/CSA listed wall-mount transformer. Input 115 VAC, 2.5 watts. (A 220 VAC, 50 Hz adaptor is available upon request.)
- **Dimensions:** 10" x 4" x 2"
- **Weight:** 1.74 lbs. (3 lbs. shipping weight including AC adaptor)
- **Warranty:** Two years on parts and labor, excluding the AC adaptor which carries the manufacturer's warranty

Part No.	Description	List Price	SALE PRICE
LIV-STAR	RS232, TTL, 20 MA Current-Loop	\$199.00	\$129.00

### CABLES

Part No.	Description	Price
CND-RS2328F	RS232 8 Cond 8 ft.	\$19.95



P = Plug, Male Type - S = Socket, Female Type - C = Cover, Hood

PART NO.	DESCRIPTION	PRICE	
		1-9	10-24 25-99
CND-DB9P	9 PIN MALE	\$ 2.10	\$ 1.90 \$ 1.70
CND-DB9S	9 PIN FEMALE	\$ 2.70	\$ 2.40 \$ 2.10
CND-DB9C	9 PIN COVER	\$ 1.50	\$ 1.25 \$ 1.10
CND-DA15P	15 PIN MALE	\$ 2.75	\$ 2.45 \$ 2.15
CND-DA15S	15 PIN FEMALE	\$ 3.95	\$ 3.60 \$ 3.20
CND-DA15C	15 PIN COVER	\$ 1.50	\$ 1.30 \$ 1.10
CND-DB25P	25 PIN MALE	\$ 3.00	\$ 2.75 \$ 2.60
CND-DB25S	25 PIN FEMALE	\$ 4.00	\$ 3.75 \$ 3.50
CND-DB51212	1 PC. GREY HOOD	\$ 1.60	\$ 1.45 \$ 1.30
CND-P25H	2 PC. GREY HOOD	\$ 1.50	\$ 1.25 \$ 1.10
CND-DB51226	2 PC. BLACK HOOD	\$ 1.90	\$ 1.65 \$ 1.45
CND-DC37P	37 PIN MALE	\$ 5.80	\$ 5.10 \$ 4.45
CND-DC37S	37 PIN FEMALE	\$ 8.70	\$ 7.70 \$ 6.70
CND-DC37C	37 PIN COVER	\$ 1.80	\$ 1.55 \$ 1.30
CND-DD50P	50 PIN MALE	\$ 8.75	\$ 7.75 \$ 6.70
CND-DD50S	50 PIN FEMALE	\$11.65	\$10.25 \$ 8.90
CND-DD50C	50 PIN COVER	\$ 2.00	\$ 1.80 \$ 1.60
CND-D20418	HARDWARE SET 2 PR. RS232 DB25P EIA	\$ 1.00	\$ 0.80 \$ 0.70
CND-RS2328F	CLASSICABLE 8 CON 8 FT CENT. 700 SERIES PRINTER CONNECTOR	\$19.95	\$17.95 \$15.95
CND-5730360		\$ 9.00	\$ 7.50 \$ 6.00

## GOLD S-100 CONNECTORS

Part No.	SOLDER TAIL PRICE			
	1-9	10-24	25-99	100-249
\$100 STG	3.20	2.90	2.50	2.20
WIRE WRAP PRICE				
Part No.	1-9	10-24	25-99	100-249
\$100 WWG	4.00	3.75	3.50	3.25

## PRIORITY ONE ELECTRONICS

9161-R DEERING AVE. • CHATSWORTH, CA 91311

Terms: U.S.; VISA, MC, BAC, Check, Money Order, U.S. Funds Only. CA. residents add 6% Sales Tax. MINIMUM PREPAID ORDER \$15.00. Include MINIMUM SHIPPING & HANDLING of \$2.50 for the first 3 lbs., plus 25¢ for each additional pound. Orders over 50 lbs. sent freight collect. Just in case...please include your phone no. Prices subject to change without notice. We will do our best to maintain prices thru JULY, 1981. SOCKET and CONNECTOR prices based on GOLD, not exceeding \$700.00 per oz. Sales Prices are for prepaid orders only. Credit Card orders will be charged appropriate freight.

## 2016P3

2Kx8 L/P STATIC RAM

**8/\$100<sup>00</sup>**

**2708**

**\$8.50 EA.**

450ns 8K EPROM

**8/\$32.00**

**2716**

**\$11.95 EA**

450ns 5 Volt only 16 K EPROM

**8/\$48.00**

**2114-3L**

4096 BIT (1024x4) 300ns LOW POWER STATIC RAM

**8/\$30<sup>00</sup>**

100 + \$3<sup>00</sup>

**5257-3L**

(TMS 4044) 4096x1 300ns LOW POWER STATIC RAM

**8/\$50<sup>00</sup>**

100 pcs. + \$4<sup>75</sup>

## TRS-80/APPLE MEMORY EXPANSION KITS

4116's RAMS

from Leading Manufacturers

(16Kx1, 200ns)

**100% GUARANTEED 8 for \$24<sup>00</sup>**

ADD \$3.00 FOR PROGRAMMING JUMPERS FOR TRS-80 KEYBOARD

**4116's 100 pcs & UP \$2.75 each**  
**1000 pcs & UP \$2.50 each**

## PROTECT YOUR INVESTMENT PROTECT YOUR DATA WITH

ISOBAR




- Inductively isolated grounds
  - Sockets individually filter Isolated
  - Each socket isolated from power line
- LIST PRICE **\$79.95**  
SALE PRICE **\$39.95**

## 6 OUTLET MULTI USE CORD REEL

SH. WT. 5 LBS.

THE CONVENIENCE OF AN EXTENSION CORD AND POWER DISTRIBUTION PANEL IN ONE COMPACT, SELF-STORING UNIT!

- SIX GROUNDED 3-PRONG OUTLETS!
  - 7 M (22 FT. or 50 FT.) 14 GAUGE, 3-CONDUCTOR POWER CORD - RATED FOR INDOOR/OUTDOOR USE!
  - CIRCUIT BREAKER FOR SAFETY'S SAKE - GUARDS AGAINST OVERLOADS ABOVE 10 AMPS
- INDESTRUCTIBLE SPACE-AGE PLASTIC CASE DESIGNED FOR YEARS OF HEAVY USE!
- GOF-CR21 22 Ft. - 5 lbs. .... \$24.95  
GOF-CR50 50 ft. - 10 lbs. .... \$39.95



## PB1 2708/2716 PROGRAMMER & 4K/8K EPROM BOARD

PB1 has two separate programming circuits so 2708 or 2716 (5v) type of EPROMs can be programmed without modifying the board. Programming voltage is generated on-board; no need for an external power supply. Programming sockets are Dip Switch addressable to any 4K boundary. And complete software is provided for programming and verifying EPROMs.

Unused EPROM sockets don't take memory space, so you are never committed to the full 4K or 8K of memory.

SSMPB1K	Kit Assembled & Tested	List Price	Our Price
SSMPB1A		\$265.00	\$179.00
			\$230.00



## 5 1/4" DISKETTES

Part No.	Sectoring	Application	# of heads	Box/10
VRB-MD525-01	Soft Sector	TRS-80 Apple		
		40 Track Cert	1	\$32.00
		North Star		
VRB-MD525-10	Hard 10 Sector	40 Track Cert.	1	\$32.00
VRB-MD525-16	Hard 16 Sector	Micropolis		
		40 Track Cert.	1	\$32.00
VRB-MD557-01	Soft Sector	77 Track Cert	2	\$56.00
		100TPI		
VRB-MD557-10	Hard 10 Sector	77 Track Cert	2	\$56.00
		100 TPI		
VRB-MD557-16	Hard 16 Sector	77 Track Cert	2	\$56.00
		100 TPI		
VRB-MD577-01	Soft Sector	77 Track Cert	1	\$48.00
		100 TPI		
VRB-MD577-10	Hard 10 Sector	77 Track Cert	1	\$48.00
		100 TPI		
VRB-MD577-16	Hard 16 Sector	77 Track Cert.	1	\$48.00
		100 TPI		

VRBMD Series comes with reinforced hub ring mounted.

## 8" DISKETTES

VRB-FD32	Hard Sector	Shugart 801R	1	\$37.00
VRB-FD34	Soft Sector	IBM 3740	1	\$37.00
VRB-FD32-2	Hard Sector	Flippy	1	\$66.00
VRB-FD34-2	Soft Sector	Flippy	1	\$66.00

Verbatim 8" Diskettes have all the Datalife improvements without the hardhole reinforcement rings. ALL VERBATIM DISKETTES ARE DOUBLE DENSITY CERTIFIED

## Giarcia's Circuit Cellar

## MICROMOUTH

SPEECH PROCESSOR AS FEATURED IN JUNE BYTE, PAGE 46



- 144 expression vocabulary
- Assembled and Tested
- Complete Documentation
- Connect to a speaker or Power Amplifier
- Plugs into Apple II
- Plug compatible with TRS-80 Model 1
- May be adapted to run on the S-100, H-8, or any parallel port.

MMI-94V0APL	For use with APPLE II, or modified to run with other parallel parts	OUR PRICE
MMI-94V0TRSI	TRS-80 Model I compatible, complete with interface cable and AC Adapter, less enclosure	\$149.00
		\$169.00



# VISIT OUR GIANT NEW RETAIL STORE


## SCOPE SALE OUR LOWEST PRICES OF THE YEAR!



Single and dual trace, 15 thru 100 MHz. All high sensitivity Hitachi oscilloscopes are built to demanding Hitachi quality standards and are backed by a 2-year warranty. They're able to measure signals as low as 1mV/division (with X5 vertical magnifier). It's a specification you won't find on any other 15 or 30 MHz scopes. Plus: Z-axis modulation, trace rotation, front panel X-Y operation for all scope models, and X10 sweep magnification. And, 30 thru 100 MHz oscilloscopes offer internal signal delay lines. For ease of operation, functionally-related controls are grouped into three blocks on the color coded front panel. Now here's the clincher: For what you'd expect to pay more, you actually pay less. Check our scopes before you decide. All scopes complete with probes.

Hitachi...The measure of quality.  
HITV302B

30MHZ DUAL TRACE OSCILLOSCOPE  
List \$995.00  
**SALE \$819.00**



- TV sync-separator circuit
- High-sensitivity 1mV/div (5MHz)
- Sweep-time magnifier (10 times)
- Z-axis input (intensity modulation)
- Signal delay line
- Complete with 2 probes
- CH1, CH2, DUAL, ADD, DIFF, Vertical Deflection Modes
- X-Y operation
- Trace Rotation

HITV152B DUAL TRACE 15MHZ (no delay)  
LIST \$735.00 **SALE \$629.00**



HIT-V202  
20MHz DUAL TRACE  
LIST PRICE: \$850  
**SALE PRICE: \$775.00**

- Dynamic range 8 div.
- TV sync-separator circuit
- Built-in signal delay line (V-352)
- X-Y operation
- Sweep-time magnifier (10 times)
- Trace rotation system
- Fine-adjusting, click-positioning function

HIT-V352  
35MHz DUAL TRACE WITH DELAY  
LIST PRICE: \$1150.00  
**SALE PRICE \$950.00**

- Economically priced dual trace oscilloscope
- Square CRT with internal graticule (illuminated scale)
- High-accuracy voltage axis & time axis set at ± 3% (certified at 10° to 35°C)
- High-sensitivity 1mV/div.
- Low drift
- 2 Year Warranty

50MHz & 100 MHz  
DUAL TRACE WITH  
CALIBRATED TIME DELAY


HIT V550B  
50MHz with  
3rd TRACE  
TRIGGER VIEW  
LIST \$1745.00  
**SALE**

HIT V1050  
100MHz with  
3rd & 4th TRACE  
TRIGGER VIEW  
LIST \$2390.00  
**SALE**

**CALL CALL**

The HITACHI V550B (50MHz) and V1050 (100MHz) offer all the capabilities you might expect from a lab grade oscilloscope. Capabilities such as 3rd trace trigger view, a bright 6" square CRT, and a max. sweep rate of 2ns/div (V1050) 5ns/div (V550B). Also, features you may not expect like, sensitivity of 1mV/div (V550B) 5mV/div (V1050) @ 10MHz, automatic focus correction.

## EPSON MX-80 PRINTERS



Among its features, the MX-80 prints 96 ASCII, 64 graphics and 8 international character in tack-sharp 9x9 matrix. It prints bidirectionally at 80 CPS with a logical seeking function to maximize all of these capabilities. And it has the world's first disposable print head, with a life expectancy of over 50 million characters. When it wears out, just snap it out and throw it away! A new one costs less than \$30., and you can install it yourself...with one hand.


The most revolutionary thing about the Epson MX-80 isn't the bidirectional printing or the logical seeking function. It isn't even the disposable print head - although that's pretty revolutionary. The most revolutionary thing about the MX-80 is the price.

EPN-MX80	MX80 Tractor Feed	<b>\$475.00</b>
	List \$649.00	
	<b>Sale Price</b>	
EPN-MX80V2	MX80 with Graphics option	<b>\$525.00</b>
EPN-MX80TF	MX80 with both tractor and friction feed	<b>\$575.00</b>
EPN-MX82	MX80 with high density graphics option	<b>\$575.00</b>




## Vector

S-100 COMPATIBLE PLUGBOARDS FOR INTERFACE, MEMORY EXPANSION, EXPERIMENTATION



VCT- 8800V  
Universal Microcomputer/processor plugboard, use with S-100 bus. Complete with heat sink & Hardware. 5.3" x 10" x 1/16"

1 - 4	5 - 9	10 - 24
<b>\$22.48</b>	<b>\$20.37</b>	<b>\$18.26</b>



VCT- 8801-1  
Plain no etched circuitry except contacts. Produces maximum flexibility.

1 - 4	5 - 9	10 - 24
<b>\$15.67</b>	<b>\$14.24</b>	<b>\$12.82</b>


CompuPro™ from **GODBOUNT ELECTRONICS**

ANOTHER FAMOUS  
PRIORITY 1 ELECTRONICS  
TRUCK LOAD PURCHASE

10 MHZ 16K A&T  
STATIC S-100 RAM

GBT-143A  
List \$349.00

**\$199.00**



- Operates up to 10 MHz (90 ns RAM Chips)
- Assembled & Tested
- Meets or exceeds all IEEE 696/S-100 specifications (including timing).
- Fully static design eliminates the timing problems associated with dynamic memories.
- Switch selectable choice of 24 address lines conforming to the IEEE 696/S-100 extended addressing specifications, or 16 address lines as used in older S-100 systems.
- Ideal for multi-user installations.
- Board is addressable as one 16K x 8 block on any 4K boundary.
- Switch selectable PHANTOM disable and write protect.
- + 5 Volt operation (requires no other supply voltages).
- Low power operation (900 mA typical, 1200 mA maximum).
- 1 year Factory Warranty.



California Computer Systems LIST \$425.00

CCS2422A  
FLOPPY DISK CONTROLLER WITH CP/M VERSION 2.2 **SALE \$375.00**

IEEE S-100 COMPATIBLE SINGLE/DOUBLE DENSITY 5 1/4" DISK DRIVES SINGLE/DOUBLE HEADED ASSEMBLED & TESTED

CCS2810 Z80 CPU  
2/4 MHZ CPU W/Serial I/O

CCS2810	A&T	List Price \$310.00	SALE PRICE \$275.00
---------	-----	---------------------	---------------------

**Shugart**

**SA801R  
SALE**



SHU-SA801R \$425.00  
2 OR MORE **\$410.00 ea.**

**PRIORITY ONE ELECTRONICS**

9161-R DEERING AVE. • CHATSWORTH, CA 91311



Terms: U.S.; VISA, MC, BAC, Check, Money Order, U.S. Funds Only. CA. residents add 6% Sales Tax. MINIMUM PREPAID ORDER \$15.00. Include MINIMUM SHIPPING & HANDLING of \$2.50 for the first 3 lbs., plus 25¢ for each additional pound. Orders over 50 lbs. sent freight collect. Just in case...please include your phone no. Prices subject to change without notice. We will do our best to maintain prices thru JULY, 1981. SOCKET and CONNECTOR prices based on GOLD, not exceeding \$700.00 per oz.

Sales Prices are for prepaid orders only. Credit Card orders will be charged appropriate freight.

ORDER TOLL FREE 1-800-423-5922 CA., AK., HI., (213) 709-5464

CIRCLE 52 ON FREE INFORMATION CARD

www.americanradiohistory.com

DETACH OUR CATALOG FROM THE MAY BYTE

DETACH OUR CATALOG FROM THE MAY BYTE

**ok PRODUCTS**



**JUST WRAP KIT**

Just Wrap tool for daisy chain wiring. Tool strips as it wraps and cuts. Includes one 50 foot spool of wire.

Part No.	Description	Price
JW-1*	Just Wrap Tool	\$14.95
JWK-6	Tool w/4 Spools and JUW1	24.95
R-JW*	50 Ft. Replacement Wire	3.49
JUW-1	Unwrapping Tool	3.49

\*Specify Color: Red, Blue, White or Yellow.



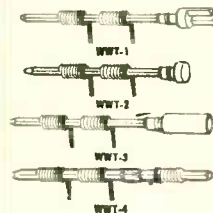
Regular Wrap



Modified Wrap

**HAND WRAP TOOL**

Part No.	Description	Price
WSU30	Regular	\$6.95
WSU30M	Modified	7.95

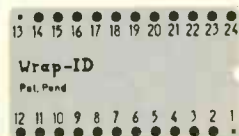


**TERMINALS**

- .025 (0,63mm) Square Post
  - 3 Level Wire-Wrapping
  - Gold Plated
- 25 PER PKG.

Part No.	Description	Price
WWT-1	Slotted Terminal	\$4.98
WWT-2	Single Sided Terminal	2.98
WWT-3	IC Socket Term.	4.98
WWT-4	Double Sided Terminal	1.98
INS 1	Insertion Tool for above	2.49

**SOCKET WRAP - ID**



Slipped onto socket before wrapping to identify pins.


Part #	Price	Bulk Price	Part #	Price	Bulk Price
14ID	1.49/10	5.50/100	22ID	1.49/5	5.95/50
16ID	1.49/10	5.95/100	24ID	1.49/5	5.95/50
18ID	1.49/10	5.00/50	28ID	1.49/5	6.50/50
20ID	1.49/5	5.00/50	40ID	1.49/5	5.00/25



**P.C.B. TERMINAL STRIPS**

The TS strips provide positive screw activated clamping action, accommodate wire sizes 14-30 AWG (1,8-0, 25mm). Pins are solder plated copper, .042 inch (1mm) diameter, on .200 inch (5mm) centers.

Part No.	Description	Price
TS- 4	4-Pole	\$1.69
TS- 8	8-Pole	2.59
TS-12	12-Pole	3.49
TS6MD	2-Pole Interlocking	3/1.79



**DESOLDERING PUMP**

Easy one hand operation. Rugged all metal construction. Replaceable TEFLON® Tip. Self cleaning on each stroke. Suction precisely regulated for reliable desoldering without damage to delicate circuitry.

Part No.	Description	Price
DSPI	Desoldering Pump	\$9.95

**LOGIC PROBE**



Compatible with all logic families using a 4 to 15V power supply. Thresholds automatically programmed. Visual indication of logic levels to show high, low, bad level or open circuit logic pulses.

- 10 N sec. pulse responses
- 120 K input Impedence.
- Automatic resetting memory.
- Includes tip with protective cap & coiled cord.

Part No.	Price
PRB-1	\$36.95

**LOGIC PULSER**

Superimposes a pulse train (20 pps) or a single pulse onto the circuit node under test without un-soldering IC's.

- Automatic polarity sensing
- 2 us pulse width
- Finger tip push button actuated
- Includes tip with protective cap & coiled cord.

Part No.	Price
PSL-1	\$48.95

**VACUUM VISE**

Unique vacuum-based light duty vise for precision handling of small components and assemblies. Rugged ABS construction, 1½" (32mm) travel for maximum versatility. Also features screw lugs for permanent installation.



Part No.	Description	Price
VV1	Vacuum Vise	\$3.49



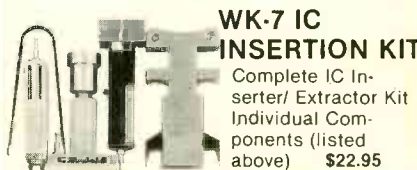
**HOBBY WRAP TOOL BW2630**

- Auto-Indexing
- Anti-Overwrap
- Modified Wrap

Part No.	Description	Price
BW2630	Tool	\$19.85
BT30	#30 Bit (not incl.)	3.95
BT2628	#28 Bit (not incl.)	7.95
BC1	Batteries & Charger	14.95

**INSERTION/EXTRACTION TOOLS**

Part No.	Description	Price
INS1416	14-16 pin Inserter	\$3.49
MOS1416	14-16 pin MOS Safe Inserter	7.95
MOS2428	24-28 pin MOS Safe Inserter	7.95
MOS40	40 pin MOS Safe Inserter	7.95
EX1	14-16 pin IC Extractor	1.49
EX2	24-40 pin IC Extractor	7.95



**WK-7 IC INSERTION KIT**

Complete IC Inserter/ Extractor Kit Individual Components (listed above) \$22.95

**IC DISPENSER**

Allows IC's to be dispensed from their tube 1 at a time and picked up by insertion tools above.


- Dispenses 8-42 pin IC's • Compatible with all IC carrying tubes • Use with WK7 for MOS safe insertion. •

Part No.	Description	Price
MDD1	1 Chan. Dispenser	\$21.85
MDD5	5 Chan. Dispenser	83.43
MDD10	10 Chan. Dispenser	160.45

\* \* \*No Discount.

ALL FREE ORDERING NUMBER 1-(800) 423-7144

**IDC CONNECTORS**



**RIGHT ANGLE HEADERS**  
SOLDER TAIL      WIRE WRAP

Size	Part No.	Price	Part No.	Price
10	IDH10SRB	\$1.20	IDH10WRB	\$2.60
20	IDH20SRB	1.90	IDH20WRB	4.15
26	IDH26SRB	2.75	IDH26WRB	5.35
34	IDH34SRB	3.75	IDH34WRB	6.25
40	IDH40SRB	3.75	IDH40WRB	7.35
50	IDH50SRB	4.75	IDH50WRB	9.20

.1" Spacing. Mounts on PC Board & Mates with IDS Socket below. Ejector Bars - 4/1.00.



**EDGE CARD CONNECTORS**

Size	Part No.	Price
10	IDE10B	\$3.95
20	IDE20B	4.35
26	IDE26B	5.00
34	IDE34B	6.05
40	IDE40B	6.90
50	IDE50B	7.50

.1" Spacing. Crimps onto cable with ordinary vise & mates with standard .062" Card Edge.

**RIBBON CABLE**

Size	Solid Color		Color Coded	
	10 ft.	100 ft.	10 ft.	100 ft.
10	2.90	17.00	4.00	30.00
14	3.40	23.80	5.00	42.00
16	3.70	27.20	5.60	48.00
20	4.40	34.00	7.00	60.00
24	5.00	40.80	8.00	72.00
26	5.40	44.20	8.60	78.00
34	6.80	57.80	11.00	102.00
40	7.80	68.00	13.00	120.00
50	9.50	85.00	16.00	150.00



**25 PIN "D" CONNECTORS**

Solder Style	Part No.	Price
Male	DB25P	\$2.95
Female	DB25S	3.95
Cover	DB25C	1.50

IDC Style	Part No.	Price
Male	IDB25P	6.25
Female	IDB25S	6.60
Cover	IDB25C	1.60

Solder Style solders onto cable, IDC Style crimps onto cable with vise. 9, 15, 37 and 50 pin available also.



**CABLE PLUGS**

Size	Part No.	Price
14	IDP14B	\$1.45
16	IDP16B	1.65
24	IDP24B	2.50
40	IDP40B	4.15

.1" Spacing. Crimps onto cable with ordinary vise & plugs into standard IC Socket.



**SOCKETS**

Size	Part No.	Price
10	IDS10B	\$1.88
20	IDS20B	2.75
26	IDS26B	3.50
34	IDS34B	4.50
40	IDS40B	5.40
50	IDS50B	6.50


.1" Spacing. Crimps onto cable with ordinary vise & mounts to header sold above.

**WIRE WRAP SUPPLIES**

**WIRE WRAP WIRE**

Length	#30 Wire Wrap Wire		
	100/Bag	500/Bag	1K/Bag
2.5"	\$1.38	\$6.81	\$3.94
3.0"	1.43	7.46	4.25
3.5"	1.51	8.11	4.57
4.0"	1.56	8.73	4.88
4.5"	1.63	9.39	5.21
5.0"	1.69	10.04	5.54
5.5"	1.74	10.69	5.92
6.0"	1.82	11.34	6.23
6.5"	2.11	12.99	7.08
7.0"	2.19	13.68	7.44
7.5"	2.29	14.40	7.78
8.0"	2.35	15.10	8.12
8.5"	2.40	15.80	8.46
9.0"	2.46	16.51	8.92
9.5"	2.53	17.22	9.15
10.0"	2.63	17.91	9.58

All lengths are overall, including 1" strip on each end. Choose from colors: Red, Blue, Black, Yellow, White, Green, Orange, and Violet.



Size	Part No.	Each	Tube
08	ICN083WBSG	.44	52x .39 = \$20.28
14	ICN143WBSG	.53	30x .46 = \$13.80
16	ICN163WBSG	.58	26x .50 = \$13.00
18	ICN183WBSG	.78	23x .68 = \$15.64
20	ICN203WBSG	1.00	21x .85 = \$17.85
22	ICN224WBSG	1.07	19x .92 = \$17.48
24	ICN246WBSG	1.09	17x 1.09 = \$15.98
28	ICN286WBSG	1.43	15x 1.23 = \$18.45
40	ICN406WBSG	1.85	10x 1.60 = \$16.00

Selective Plating provides gold in contact where it counts. 3-level wrap. Save by buying sockets by the tube. All gold available at 1/2¢/pin extra charge.

\* \* \* No Discount

**WIRE KITS**

Kit No. 1 - \$9.95			
250	3"	100	4 1/2"
200	3 1/2"	100	5"
100	4"	100	6"
Kit No. 2 - \$24.95			
250	2 1/2"	250	5"
500	3"	100	5 1/2"
500	3 1/2"	100	6"
500	4"	100	6 1/2"
250	4 1/2"	100	7"
Kit No. 3 - \$34.95			
250	2 1/2"	500	4 1/2"
500	3"	500	5"
500	3 1/2"	500	5 1/2"
500	4"	500	6"
Kit No. 4 - \$59.95			
500	2 1/2"	1000	4 1/2"
1000	3"	1000	5"
1000	3 1/2"	1000	5 1/2"
1000	4"	1000	6"

**ORDERING INFORMATION**

Prepaid orders over \$50 shipped prepaid via UPS. All others add \$3.00 for handling. VISA, MC, COD's and open account orders will be charged freight. \$15 minimum order. \$100 minimum open account order.

**DISCOUNT SCHEDULE**

Order Amount	Net	Discount
\$15 - 99		
100 - 199	less 10%	Discount and the name of this magazine must be mentioned at time of order to get discount. Discount applies on all items except as noted, "No Discount."
200 - 499	less 15%	
500 - 999	less 20%	
1000 up	less 25%	

CIRCLE 54 ON FREE INFORMATION CARD

**HICKOK DIGITAL MULTIMETERS**

DMM + Vari-Pitch + Logi-Trax MX-333 Model LX304 \$210. Model LX303 \$69.50 Model LX304 \$79.50

**VIZ Tech DMM 3 1/2-Digit LCD Readout** Model WD 747 \$79.95

**Beckman DIGITAL MULTIMETERS**

Model TECH 300 \$109.95 Model TECH 310 \$140.00 Model TECH 330 \$199.95

**Simpson DIGITAL MULTIMETERS**

Model 462 \$199.95 Model 463 \$169.95  
**260 Meter** Model 260-7 \$96. Complete with nickel-cadmium batteries, AC charger/adaptor, test leads

**BK PRECISION 15 MHz Miniscope**

Model 1420  
 • Rise time 11.7 nS or less  
 • Built-in signal delay line  
 • Flat response

**Dual Trace 5" 30 MHz Triggered Scope** Model 1479A

**Autorangeing DMM** Model 2845

**Digital Pulsar Probe** Model DP-100  
**50 MHz Pulsar Probe** Model DP-50

**BSR X-10 Remote Control for Lights & Appliances**

PK 400 4 Pc Standard Starter Kit • One (1) Standard Command Console • Two Lamp Modules • One (1) Appliance Module \$74.99  
 PK500 5 Pc Ultrasonic Starter Kit • One (1) Deluxe Ultrasonic Command Console • One (1) Hand Held Remote Unit • Two (2) Lamp Modules • One (1) Appliance Unit \$99.95  
 LM501 Lamp Module \$19.95  
 AM501 Appliance Module \$13.95  
 WS701 Wall Switch Module \$13.95  
 WS711 Wall Switch Module with independent On-Off power buttons \$15.95

**The Timer** Model TC201 \$59.95

**ESC 3 1/2-Digit 0.1% Digital Capacitance Meter**

Model 3001 \$237.75  
**Function Generator** Model 2001 \$157.95  
**Proto Boards** Model PB-104 Fully assembled \$59.95  
**Logic Monitor** Model LM-1 Works with DTL, TTL, and CMOS \$59.95

**Touch/Test 20 Multimeter**

Model TT20  
 A portable/bench-type meter  
**15 MHz Dual Trace Triggered Miniscope** Model MS-215  
**30 MHz Dual Trace Triggered Miniscope** Model MS-230

**YOU NAME IT... WE GOT IT. AND AT DISCOUNT PRICES.**

SEND FOR FREE 180 PAGE CATALOG.

**Miniature High Fidelity 3-Way Stereo Speakers** Model HF-9 \$59.95  
**MURAPHONE Cordless Telephone System** Model 300 \$110.

**In-Dash Car Stereos**  
 8-Track AM/FM \$52.50 Model JCS 420  
 Cassette AM/FM \$57.50 Model JCS 505  
 Digital Cassette AM/FM \$89.95 with Clock Model JCS 607  
**Graphic Equalizer** Model GE 5000 \$39.95

**LUXO Magnifier Lamp**

Precision ground and polished magnification lens  
 Model LFM-1A \$65.

**FIDELITY Chess Challenger 7**

Model BBC \$79.95

**Sensory Chess Challenger \$110.**

**Voice Sensory Challenger** \$249.95

**Weller WTCPN Controlled Output Soldering Station**

Model WTCPN \$57.50

**Soldering Station**

Model EC 2000 \$109.50

**6x9 3-Way Speakers \$12.95 ea.**

Model BP2000-69 TRD

**Casio Calculator-Calendar Watch**

Model C-80 \$42.50

**WAHL Cordless Soldering Iron**

Model 7800 \$299.50

**Thermal-Spot Circuit Tester**

Finds faulty components quickly and easily  
 Model 7800 \$299.50 Model 5800

**Service Master Tool Kit**

Model 99-SM \$49.95

**VACO Super Case**

Model 70260 \$249.95

**FORDHAM**  
 855 Conklin St. Farmingdale, N.Y. 11735  
 • MasterCard  
 • BankAmericard  
 • VISA • COD  
 • Money Order  
 • Check  
 N.Y. State residents add appropriate sales tax  
 ADD FOR SHIPPING AND INSURANCE  
 to \$ 250.00 \$ 3.50  
 251.00 to 500.00 5.00  
 501.00 to 750.00 7.50  
 751.00 to 1000.00 10.00  
 over 1000.00 12.50  
 COD's extra  
**TOLL FREE (800) 645-9518**  
 in N.Y. State call (516) 752-0050

**"APPLE II Plus"**  
 48k - \$1199.00  
 64k - \$1399.00

**W/PURCHASE OF APPLE RECEIVE SPECIAL PRICING:**  
 BASE II PRINTER → \$619.00  
 DISK II w/cont. → \$595.00  
 DISK II w/o cont. → \$495.00  
 SUP'R MOD II → \$23.90  
 MONITOR: B&W 12" - 12MHz. → \$125.00  
 INTEGER BASIC CARD → \$169.00

**APPLE CARDS**  
 SERIAL CARD → \$159.00  
 PARALLEL CARD → \$99.00  
 INTEGER OR APPLESOFT CARD → \$189.00  
 PASCAL SYSTEM → \$425.00  
 PROTO BOARD → \$25.00

**Na "Glitches," Surges Or Interference**  
 Model MPD 111 → \$82.50

**5712**  
 Panel W 1/2 H 1/2 \$145.00  
 Shell W 1/2 H 1/2 \$155.00

**Tbar INCORPORATED**

**MSM5832 MICROPROCESSOR REAL-TIME CLOCK/CALENDAR**  
 GENERAL DESCRIPTION  
 The MSM5832 is a monolithic metal gate CMOS integrated circuit that functions as a real-time clock/calendar for user-defined microprocessor applications. The on-chip 32 168 Hz crystal controlled oscillator time base is counted down to provide addresses for 0 to 255 SECONDS, MINUTES, HOURS, DAY OF WEEK, DATE, MONTH and YEAR. Data at each is controlled by 4 bit address, 1 bit write/read select and host inputs. Other functions include 12x 24h format selection, wake-up identification and manual 30 second correction.  
 The MSM5832 normally operates from a 5 volt supply. Battery back-up operation down to 2.7 volts allows continuation of time keeping when main power is off. One test input facility used for timing of time keeping operations. The MSM5832 is offered in an 18 lead dual in-line plastic (DIP) package.  
 \$745

**"1981" I.C. Master \$59.95**  
 IC SOCKETS  
 8 PIN 10/1.20  
 14 10/1.40  
 16 10/1.60  
 18 10/1.90  
 20 10/2.80  
 22 10/2.80  
 24 10/2.80  
 28 10/3.80  
 40 10/4.75

**Summer SALE!!**  
 4116-300ns. \$2.25ea.  
 8pcs./\$16.00

**SOROC TECHNOLOGY INC.**  
**IQ120** → \$689.

**video 100** \$129.00  
**COLOR** \$365.00  
 Green Phos 12 inch. \$155.00

**MICROSOFT 16K RAM CARD \$159.95**

**Global Specialties Logic Probes**  
 LP1 \$40  
 LP3 \$60

**16K STATIC RAM \$269.**

**New for the APPLE**


**Logic Probe Kit. \$1795**  
 BUY 5 FOR \$16.15 each

RADIO-ELECTRONICS

# BULLET ELECTRONICS

P.O. BOX 401244R  
GARLAND, TX. 75040  
214 · 278-3553

## Sound Effects Kit \$18.50



The SE-01 is a complete kit that contains all the parts to build a programmable sound effects generator. Designed around the new Texas Instruments SN76477 Sound Chip, the board provides banks of MINI DIP switches and pots to program the various combinations of the SLF Oscillator, VCO, Noise, One Shot, and Envelope Controls. A Quad Op Amp IC is used to implement an Adjustable Pulse Generator, Level Comparator and Multiplex Oscillator for even more versatility. The 3 1/2" x 5" PC Board features a prototype area to allow for user added circuitry. Easily programmed to duplicate Explosions, Phasor Guns, Steam Trains, or almost an infinite number of other sounds. The unit has a multiple of applications. The low price includes all parts.

assembly manual, programming charts, and detailed 76477 chip specifications. It runs on a 9V battery (not included). On board 100mW amp will drive a small speaker directly, or the unit can be connected to your stereo with incredible results! (Speaker not included). 76477 is included. Available separately for \$3.15 each.

### AY3-8910 PROGRAMMABLE SOUND GENERATOR

The AY3-8910 is a 40 pin LSI chip with three oscillators, three amplitude controls, programmable noise generator, three mixers, an envelope generator, and three D/A converters that are controlled by 8 BIT WORDS. No external pots or caps required. This chip hooked to an 8 bit microprocessor chip or Bus (8080, Z80, 6800 etc.) can be software controlled to produce almost any sound. It will play three notes, chords, make bangs, whistles, sirens, gunshots, explosions, blasts, whines, or grunts. In addition, it has provisions to control its own memory chips with two IO ports. The chip requires +5V @ 75ma and a standard TTL clock oscillator. A truly incredible circuit.

\$12.95 W/Basic Spec Sheet (4 pages)

60 page manual with S-100 interface instructions and several programming examples. \$3.00 extra

MANY OTHER COMPONENTS AND KITS AVAILABLE IN OUR COMPLETE CATALOG. CALL OR WRITE FOR FREE CATALOG.

## New! Doomsday Alarm

If you have trouble sleeping and you would like the rest of the neighborhood to share your misery, then this little kit will be for you! There is no way to accurately describe the unearthly howls, screams and tones that come out of this kit. Four separate tone oscillators are mixed, cancelled and stepped at a varying rate. 10 Watts of crazy sounds. A great fun kit or a practical burglar alarm. Complete with PC board and all necessary components less speaker. For 6-12 VCC.

**9.95** ORDER DA-01  
KIT

## 7 Watt Audio Amp Kit \$5.95

SMALL, SINGLE HYBRID IC AND COMPONENTS FIT ON A 2" x 3" PC BOARD (INCLUDED) RUNS ON 12VDC GREAT FOR ANY PROJECT THAT NEEDS AN INEXPENSIVE AMP. LESS THAN 3% THD @ 5 WATTS. COMPATIBLE WITH SE-01 SOUND KIT

## Overvoltage Protection Kit \$6.95

Protect your expensive equipment from overvoltage conditions. Every computer should have one! Works with any fused DC power source from 10 to 20 volts up to 25 amps.

## Super Value Power Transformer


Well made, open frame transformer with mounting ears. Build a +5 and -12 supply with inexpensive parts. Free schematics of several designs. Primary 117VAC. SEC #1 15VAC @ 5A SEC #2 15 VAC @ .5A SEC #3 8VAC @ 2.5A.

ORDER: BET-0005  
\$2.95 Each  
Get Free 723 voltage regulator IC!

- NO C.O.D.'s
  - SEND CHECK M.O. OR CHARGE CARD NO.
  - PHONE ORDERS ACCEPTED ON VISA AND MASTERCARD ONLY.
  - ADD 5% FOR SHIPPING
  - TX RES. ADD 5% STATE SALES TAX
  - ALL FOREIGN ORDERS ADD 30% FOR SHIPPING CHARGES. U.S. FUNDS ONLY.
- (214) 278-3553

## The Greatest Breakthrough In Electronic Music Ever!

The Super Music Maker  
REVISION 2  
\$24.95  
(Basic Kit)



Does not include speaker switches or 2708 ROM

Now you can play hundreds of songs using the Bullet Super Music Maker. The unit features a single factory programmed microprocessor IC that comes with 20 pre-programmed short tunes. By adding the additional PROMS (2708's) the system can be expanded to play up to 1000 notes per PROM. Just think... a compact electronic instrument that will play dozens, hundreds or even thousands of selections of music. The kit comes with all electronic components (less the PROM), and a drilled, plated and screened PC Board which measures 4" x 4 1/2". The 7 watt amplifier section is on the same PC board and drives an 8 ohm speaker (not included), from a whisper to ear splitting volume. Since the unit works on 12 VDC or 12 VAC\*, vehicle or portable operation is possible. What do you get for \$24.95? Everything but a speaker, transformer, case, switches, and PROM. Additional 2708 albums containing popular tunes are available for \$15.00 each or you can program your own PROMS using information provided with the kit instructions. Lists of available PROM albums are available on request. (Note: Unit plays electronic music one note at a time, it is not possible to play chords or a melody with harmony simultaneously.)

- \* Envelope control gives decay to notes.
- \* "Next tune" feature allows sequential playing of all songs.
- \* On board inverter allows single voltage (+12) operation.

OPTIONAL ACCESSORIES  
DIP Switches One 8 pos., One 5 pos. 2.00/Set  
(Can be directly soldered to PC Bd. to access tunes)  
Rotary Switches Two 5 position 2.50/Set  
(For remote wiring to PC Bd. to access tunes)  
Attractive Plastic Case 6.50  
Wallplug Transformer 3.00  
(For operation on 117VAC house voltage)

**POWER SUPPLY MODEL #CP198**  
input → 110/125v  
output → 5vdc  
At 6amps  
**\$29.95**  
Qty. price avail.

MISC.	
2102	
450NS	1.20
8038	2.95
NE555	.27
AY5-1013A	4.50
1488	1.25
1489	1.25
8T26	1.30
8T28	1.30
8212	2.95
8216	2.95
IS410SCR	.95
IT410TRIAC	.95
7905	.85
7908	.85
7915	.85
7918	.85
7805	.85
7806	.85
7808	.85
7812	.85
MC1330A1P	1.60
MC1350P	1.15
MC1358P	1.50
LM380	1.20
LM565N	.95
LM741	.25
MC1458P	.55
LM720	.30

**EPSON MX-80**  
**\$560.00**  
APPLE INTERFACE & CABLE \$110.00

**ATARI® 800™ COMPUTER SYSTEM**

400 Computer 8K → \$350.00  
800 Computer 16K → \$760.00  
**\*800 COMPUTER w/48K → \$989.00**

**\*Best Buy**

**ATARI PERIPHERALS:**

Printer (825)	\$775.00	Printer (822)	\$379.00
Recorder	\$65.00	Disk Drive	\$565.00
Interface (850)	\$175.00	Modem	\$169.00
Paddles	\$17.00	Joysticks	\$17.00
Star Raiders	\$49.00	Assembler Editor	\$49.00
Space Invaders	\$17.00	Music Composer	\$49.00
Chess	\$32.00	Mailing List	\$17.00
Kingdom	\$12.00	TV Switch Box	\$8.95
Hangman	\$12.00	16K RAM	\$155.00
Blackjack	\$12.00	8K RAM	\$113.00

**CONCORD COMPUTER PRODUCTS**

1971 SO. STATE COLLEGE  
ANAHEIM, CALIF. 92806  
**(714) 937-0637**  
CHECK - M/O  
VISA NO COD  
\$10. MIN. ORDER/CA. RES. ADD 6%  
6 10-49\$ 2.00 250-499\$ 8.00  
50-99 4.00 500-999 10.00  
100-24 7.00 1000-Lp Inquire

☆ send \$1.00 for "81" catalog ☆

**Synertek "KTM-3"**  
**LOW COST TERMINAL WITH KEYBOARD AND VIDEO I/O**  
**\$550.00**

**Apple Expansion Kit 16K Memory Add-On Includes Instructions \$19.50**

**TRS80 16K Add-On Instructions & Dip Switches \$25.95**

**EPROMS/RAM'S**

2716	7.25ea	8 for 6.50ea
5V 450NS		
2708	4.50NS	4.25ea 8 for 4.00ea
2732	24.50ea	4 for 19.50ea
4116	300NS 3.00ea	8 for 17.50
	200NS 3.75ea	8 for 19.50
2114L	300NS 3.50ea	4 for 13.75
	200NS 3.75ea	4 for 14.25

**LS SALE**

CPUs		LS SALE	
Z 80	8.95	74LS00	.26
Z 80A CTC	12.50	74LS02	.26
Z 80A CPU	12.50	74LS03	.26
Z-80 002 16-64K	129.00	74LS04	.26
8085A	11.50	74LS08	.28
2901A	12.50	74LS09	.26
MC6800	9.50	74LS10	.26
		74LS12	.26
		74LS21	.28
		74LS22	.26
		74LS26	.49
		74LS27	.26
		74LS30	.28
		74LS32	.32
		74LS38	.32
		74LS42	.65
		74LS48	.78
		74LS51	.25
		74LS54	.35
		74LS74	.38
		74LS75	.60
		74LS83	.44
		74LS85	.95
		74LS86	.95
		74LS90	.60
		74LS93	.69
		74LS107	.45
		74LS112	.36
		74LS113	.48
		74LS122	.48
		74LS123	.65
		74LS126	.69
		74LS138	.69
		74LS151	.44
		74LS153	.44
		74LS155	1.15
		74LS158	.75
		74LS160	.96
		74LS161	.85
		74LS162	.95
		74LS163	1.60
		74LS164	.65
		74LS165	.65
		74LS174	1.75
		74LS175	.75
		74LS190	.75
		74LS193	.96
		74LS195	.95
		74LS196	.85
		74LS221	1.40
		74LS240	1.65
		74LS241	1.65
		74LS243	1.45
		74LS244	1.45
		74LS245	2.25
		74LS253	.95
		74LS257	.95
		74LS258	.96
		74LS259	2.85
		74LS279	.44
		74LS283	1.00
		74LS283	1.05
		74LS288	1.20
		74LS366	.96
		74LS367	.55
		74LS368	.55
		74LS373	1.39
		74LS374	1.39
		74LS386	.65

CIRCLE 58 ON FREE INFORMATION CARD

www.americanradiohistory.com



# DENNY SALE

Buy 1 Jumbo Pak for \$2.99 and get the 2nd for One Penny.

Order today by calling us on our new toll-free number.

## 800-343-3086

For orders only.

- 400-PRE-FORMED 1/2 WATTERS, popular values, some 5 & 10% ers, ..... (#6246)
- 35-UPRIGHT ELECTROS, 100%, assorted values & voltages, marked ..... (#3226)
- 75-CABLE TIES, 4" non-slip white plastic, like Ty-wrap, ..... (#5218)
- 50-MINI POTS, pc style, single turn, assorted values, ..... (#3345)
- 150-PC. CAPACITOR SPECIAL, asst. mylars, polys, micas, etc. 100% mat. .... (#6284)
- 175-1/2 WATT RESISTORS, asst. carbons, carbo-films, some 5%ers. .... (#5797A)
- 60-POLYSTYRENE CAPS, assorted types, styles & sizes, all good, ..... (#2729)
- SURPRISE PAK Assortment of IC's, caps, pots and parts of every desc. .... (#6648)
- 175-HALF WATTERS, 100% color coded resistors, asst. values, ..... (#3046)
- 175-MOLEX SOCKETS, "on a strip", make your own pc sockets, ..... (#6255)
- 400-PRE-FORMED 1/2 WATTERS, assorted values, precut for PC appl. .... (#6622)
- 24-MINI-BULBS, ASST. VOLTAGES & base styles, some colored. .... (#6757)
- 125-LONG LEAD DISK, prime, marked caps, assorted material. .... (#2598)
- 50-SLIDE SWITCHES, various shapes, sizes and types ..... (#2726)
- 25-MICRO MINI REED SWITCHES, 1" long, for alarms, relay systems, etc. .... (#6263)
- 50-THERMISTORS, various types & styles, neg. coefficient, 100% ..... (#4089)
- 200-PRE-FORMED DISCS, caps wleads for PC use, mixed values, ..... (#2605)
- 50-AXIAL ELECTROS, asst. values, volts, sizes, what a buy! ..... (#3227)
- 100-PLESSY CAPS, ceramic blocks in assorted sizes & values, ..... (#6221)
- 3-WATCH GUTS, 5-function, LED style, assorted sizes, untested ..... (#6287)
- 6-TIME DELAYS, solid state, asst. from 450 mSec to 8 Sec. .... (#6758)
- 100-PLASTIC TRANSISTORS, untested, to-92, asst. types. .... (#2604)
- 75-TRANSISTOR ELECTROLYTICS, epoxy encapsulated, asst. values, ..... (#2747)
- 20-SLIDE VOLUME CONTROLS, various values & types, for Hi-Fi, etc. .... (#3057)
- 500-PC-HARDWARE SURPRISE, (approx.) 1 lb. asst. screws, washers, etc. .... (#6271)
- 100-POWER RESISTORS, 3 to 7 watt power resistors, ..... (#6281)
- 50-2 WATT RESISTORS, assorted carbons, films etc. some 5%ers, ..... (#6238)
- 24-SKINNY TRIM POTS, mult & single turn, asst. values & types, ..... (#6285)
- 40-CRYSTALS, assorted types, some H6/U, some frequency marked. .... (#6256)
- 20-9V BATTERY CLIPS, snap connector, coded, insulated leads, ..... (#6286)
- 4 HEAVY DUTY LINE CORDS, 2 cond. 6ft., 16 gauge ..... (#6292)
- 200-PRECISION RESISTORS, 1/2 W, assorted wattages 1%, axial ..... (#2428)
- 30-PANEL SWITCHES, assorted rotary, micro, slide, etc. .... (#6629)
- 20-PAIRS-RCA PLUGS & JACKS, popular for Hi-Fi, speakers, etc. .... (#6630)
- 4-2N3055 NPN TRANSISTORS, 115 watts, 15 amps, TO-3, 100% mat. .... (#6633)
- 5-LINE CORDS, heavy-duty, 18 gauge, 6', molded plug, 2-cond. .... (#4499)
- 20-2N3055 HOBBY TRANSISTORS, manu. fallout, TO-3, U-test, ..... (#6624)
- 25-PLASTIC POWERS, 25 watt, npn & pnp, 50-200 bvcb, TO-220. .... (#6237)
- 150-"4000" RECTIFIERS, IN4000 series, may include; 50 to 1000V. .... (#2417)
- 30-SCRs & TRIACS, assorted values, 10 Amp TO-220, untested. .... (#6337)
- 60-IN914 SWITCHING DIODES, 4 nsec, axial, glass, untested ..... (#6632)
- 30-INSTRUMENT KNOBS, for half round shafts, some w/pointers ..... (#6498)
- 35-STEREO INDICATORS, tiny red 1.5V bulbs, for Hi-Fi replacement ..... (#6244)
- 40-EDGE CONNECTORS, asst. 4 & 6 pin, 2-sided, pc leads ..... (#6364)
- 6-MINI-MOTORS, type RE56, 1.5-6VDC, color-coded wire leads. .... (#6718)
- 25-NE-2 BULBS, neon, for 110 VAC, requires resistor, (not incl.) ..... (#2613)
- 150-METALLIC RESISTORS, mostly 1/2 watters, asst. val. 1-5% tol. .... (#6280)
- 40-VOLUME CONTROLS, assorted values & types ..... (#6331)
- 25-2N3904 TRANSISTORS, 100% material. .... (#6370)
- 28ft. -COLORED 20 MIL FIBERS, 2' lengths, assorted colors. .... (#6768)
- 125-ONE WATT RESISTORS, top names, mostly carbons, some 5%ers ..... (#3300)
- 200 PC. SEMICON SPECIAL, asst. diodes, zeners, etc. untested. .... (#6284)
- 40-STRAIN RELIEFS, asst. types in various sizes & shapes ..... (#6756)
- 1-IMP TUNER - 3-gang, 300 ohm, direct drive type ..... (#6658)
- 200-TUBULAR CAPS, asst. tubulars, 100mmf to 0.1mf to 600 WVDC ..... (#6254)
- 60-MINI LAMP SOCKETS, asst. screw, bayonet, & snap-in's. .... (#6789)
- 150-SUBMINI IF TRANSFORMERS, asst. transistor radio types ..... (#6259)
- 10-PUSHBUTTON ALARM SWITCHES, spst n.c. 1A 125 VAC. .... (#6267)
- 25-DATA ENTRY SWITCHES, asst. 1/2" square keyboard switches. .... (#6667)
- 10-MOTORS MOTORS, asst. size hobby motors, 1-1/2 to 12 volts. .... (#2551A)
- 150-TERMINAL STRIPS, asst. screw & solder lug types. .... (#6251)
- 50-TO-5 TRIACS, asst. 50 to 600 PIV.70% yield, gold plated, 3 leads ..... (#6321)
- 200-HI-QUALITY RESISTORS, 1/8, 1/2, & 1 watters.1% & 5% ..... (#6627)
- 40-MYLAR UPRIGHT CAPS, asst. epoxy, plastic, polystyrene, etc. .... (#6634)
- 20-HOBBY LEDS, asst. types styles & colors, mostly dims ..... (#6225)
- 12 FT.-FIBER OPTIC RIBBON, 3/8" wide ribbons conduct light ..... (#6770)
- 100-PIN SOCKETS, inline male & female crimp-on connectors ..... (#6902)
- 100-ASSORTED SPACERS, nylon spacers, washers, grommets, etc. .... (#6617)

### "JOIN THE PAK" DON'T MISS OUR 25th ANNIVERSARY CATALOG

## POLY PAKS

P.O. BOX 942, RE-8  
S. LYNNFIELD, MA. 01940

Total Amount of Order \$ \_\_\_\_\_

INCLUDE SHIPPING AND HANDLING: U.S., ADD \$3.; FOREIGN, ADD \$7.  
MASS. RES. ADD 5% SALES TAX.

NAME \_\_\_\_\_

ADDRESS \_\_\_\_\_

CITY \_\_\_\_\_

STATE \_\_\_\_\_ ZIP \_\_\_\_\_

Enclosed is  CHECK,  MONEY ORDER  
Charge my  MASTERCARD  VISA

ACCT. # \_\_\_\_\_ EXP. DATE \_\_\_\_\_

Orders only 800-343-3086 Other calls 1-617-245-3828

ORDERING INSTRUCTIONS • Indicate quantity on line or box near item desired • Complete coupon section • Cut out Ad and mail to Poly Paks, Inc.

■ Send me your FREE catalog

CIRCLE 27 ON FREE INFORMATION CARD

## Computers, Peripherals, Unlimited! DON'T MISS THIS MONTH'S SPECIALS!!!

### 19" COLOR MONITORS

 Manufactured by CONRAC, studio quality, full color monitors with built-in de-Gauss, independent R.G.B. & Sync inputs & much, much more. Originally over \$1K.

- 19" Diagonal Screen Model #5111/19
  - by CONRAC: Pro-Quality
  - 120VAC, 50/60 Hz
  - R, G, B & Sync Inputs
  - Perfect for Graphics, Etc.
  - Locked Access Door
  - Ideal Color Monitor for All Purposes
  - Like New, Unused (as-is)
- Only \$479<sup>00</sup>** each W DATA



### \*Selectric-II I/O PRINTER

 DC stepper motors position the carrier and platen, and the standard "Selectric" selection and function solenoids offer parallel control capabilities. Driver circuitry not included. Fantastic bidirectional capabilities for plotting, proportional spacing and more!! Used, removed from sophisticated word processors, whole, AS-IS. Includes data and info. No type element included. Only.

Each IBM Corp. **\$349<sup>00</sup>** each  
Packaging & Handling - \$20 Pay Shipping On Delivery

### 12" P-31 VIDEO MONITORS OEM-QUALITY!!

Motorola #XM 351, featuring adjustable horizontal osc for all display configurations. 117/230 VAC operation, xfr input for isolation, BNC composite video input, contrast & brightness controls. Used, tested, and operational: good cond 16x64 or 80x24 formats. Originally cost over \$200.00!



Only **\$79<sup>00</sup>** each Plus Shipping

TOP QUALITY DISPLAY!! DATA INCLUDED. Packaging & Handling - \$5.00

### DAISY WHEEL TERMINAL

 Tested & Functional ..... NOW ONLY **\$999<sup>00</sup>**

## COMPUTERS, PERIPHERALS, UNLIMITED!

 (Formerly CFR Associates, Inc.)  
NEW NUMBER — **617/372-8637**  
18 GRANITE STREET  
HAVERHILL, MASS. 01830  
MasterCharge & VISA Accepted

CIRCLE 33 ON FREE INFORMATION CARD

4K x 16 MEMORY BOARD with 64 IC chips (2102) in sockets. Super deal at \$50.00 with data.  
16K MEMORY 4116-4 \$3.00 each or 8 for 20.00

- MPI 8 inch SINGLE SIDE DISC DRIVE \$ 175.00
  - MPI 8 inch 2 SIDE DISC DRIVE 350.00
  - SHUGART 8 inch FLEX DRIVE 850 FDD 425.00
  - MOTOROLA MONITOR 9 inch 115 volt 60.00
  - MOTOROLA MONITOR 12 inch 115 volt 85.00
- Above 2 units accept composite video. No cabinets. Used, OK. 2 units below, have hi volt supply only.
- BALL BROS. 12 inch monitor 50.00
  - BALL BROS. 5 inch monitor (in case) 50.00
  - MK 4164 Dynamic Ram 65,536 x 1 20.00

DATA STATION CONSOLE w/keyboard 9 inch monitor, power supply. Logic boards broken. \$80  
Send for details on this one.

- TOUCH PAD solid state w/LSI chip. Bell system compatible. For computers & phones \$15.00
- 12 VOLT GEL-CELLS 2.5 AH \$14.00 5 AH \$17.00
- 12 INCH CRT bonded face plate. New with specs. Made for computers. \$25 each 5 for \$100
- IR SCOPE, SEE IN DARK portable \$ 265.00

WALKY TALKIES Govt surplus used condition. 47-55.4 mc range. With schematics. Govt AN/PRC-6 \$25 each 2 for \$45. Ant. \$5 each



- ASCII KEYBOARD parallel \$50
- RED LED's ..... 10 for \$1.00
- MIN ORDER \$10.00 CATALOG No. 20 now ready

Shipping extra on all merchandise

Meshna Inc., PO Box 62, E. Lynn, Mass. 01904

CIRCLE 3 ON FREE INFORMATION CARD

# The ultimate **APPLE**® copy program

## **COPY II PLUS**

### **\$39<sup>95</sup>**

**VERSATILE** — Copy II Plus copies multiple formats — DOS 3.2, 3.3, PASCAL, FORTRAN and most "protected" diskettes!  
**FAST** — Copy II Plus copies nearly any diskette in less than one minute. That's faster than most standard copy programs. Written entirely in ultra fast assembly language.

Search no more for that universal copy program. Copy II Plus is the most advanced copy program available for the Apple II Computer. Compare capability, compare speed, compare price, then call or write to order Copy II Plus. Requires Apple II with 48K and at least one Disk Drive.

**CENTRAL POINT**  
**Software, Inc.**

**P.O. Box 3563**  
**Central Point, OR 97502**  
**(503) 773-1970**



or check

Deliveries from stock. No C.O.D.'s  
 Apple is a registered trademark of Apple Computer, Inc.

CIRCLE 71 ON FREE INFORMATION CARD

**PMC PERSONAL COMPUTER**  
 Ideal for small businesses, schools, colleges, homes, etc. Suitable for the experienced, inexperienced, hobbyist, teacher, etc.

**EG3000 Series**

**WITH NEW EXTRA KEYS!**

ONLY **\$575**  
 POSTAGE \$20

● 16K user RAM plus extended 12K Microsoft BASIC in ROM ● Fully TRS-80 Level II software compatible ● Huge range of software already available ● Self contained, PSU, UHF modulator, and cassette ● Simply plugs into video monitor or UHF TV ● Full expansion to disks and printer ● Absolutely complete — just fit into mains plug.

**ONE YEAR GUARANTEE** **SAVE DOLLARS**

**SHARP PC1211**  
**\$190**

**COMPUTER POWER THAT ONCE FILLED A ROOM CAN NOW BE CARRIED IN YOUR POCKET!**

● Programs in BASIC ● "QWERTY" Alphabetic Keyboard ● 1.9K Random Access Memory ● Long Battery Life.

**ONE YEAR GUARANTEE**

**TV GAME BREAK OUT KIT**

Has got to be one of the world's greatest TV games. You really get hooked. Has also 4 other pinball games and lots of options. Good kit for up grading old amusement games.

**MINI KIT** PCB, sound & vision modulator, memory chip and de code chip. Very simple to construct. **\$30.00**  
**OR** PCB **\$6.00** MAIN LSI **\$17.00**

**TTL SALE**

74LS00	\$0.15	74LS74	\$0.45	74LS365	\$0.75
75LS04	\$0.15	74LS86	\$0.55	74LS373	\$2.20
74LS05	\$0.20	74LS93	\$0.90	Z80A	\$5.50
74LS10	\$0.29	74LS157	\$1.20	Z80	\$4.20
74LS32	\$0.35	74LS165	\$1.75	REG. 7805	\$0.90

**SOCKETS LOW PROFILE**

14 PIN \$0.10	18 PIN \$0.15	24 PIN \$0.25
16 PIN \$0.10	20 PIN \$0.15	40 PIN \$0.30

10V Power Adapter 600ml. **\$6.90** UHF Modulators **\$9.90**

**GET YOURSELF A NEW EPSON MX80 & MX70 PRINTER AND SAVE A FORTUNE**

Price on application

Interface Cards for Apple, Pet, TRS80, and PMC  
 RS232 Interface Cards not necessary for parallel.

Full TRS80 **ONE YEAR GUARANTEE**

POSTAGE \$20

**COMP PRO MIXER**

Professional audio mixer that you can build yourself and save over \$200.

Only **\$199** for complete kit.

power supply \$50.00

POSTAGE \$20

**ACCESSIT AUDIO ADD-ONS**

**LOOK!** **MICROACE/SINCLAIR USERS**

**8K FLOATING POINT SUPER ROM PACK**

WITH NEW MANUAL **ONLY \$35**

**MICROACE/SINCLAIR VIDEO UPGRADE KIT**

Only runs with NEW ROM (Smooth screen display) **ONLY \$29**

**MICROACE/SINCLAIR 16K RAM PLUS EXPANSION BOARD**

3 SLOTS WITH EXTRA POWER SUPPLY

**16K ONLY \$149** **4K ONLY \$110**

**MicroAce**

**A COMPLETE COMPUTER**

A new generation of miniature computers

**2K Kit ONLY \$149**  
 Post and Packing FREE

**IMMEDIATE DELIVERY**

Sinclair is a Registered Trademark of Sinclair Research Ltd.

**MicroAce** Please make checks and money orders payable to **MicroAce** or phone your order quoting **Master Charge, Visa, Diners Club or American Express** number for immediate despatch. Add 6% Tax for Shipments inside California. **MicroAce**, 1348 East Edinger, Santa Ana, California, Zip Code 92705. Telephone: **(714) 547 2526**

CIRCLE 64 ON FREE INFORMATION CARD

[404] 261-7100 [213] 390-3595 [713] 529-3489 [503] 254-5541 [714] 547-8424 [408] 243-4121 [602] 881-2348

CIRCLE 57 ON FREE INFORMATION CARD

AUGUST 1981 107 109

*In addition to the broadest line of digital integrated circuits offered anywhere, I.C.C. offers the complete line of products from the following well known*

**contact east**

**Economy V-0-M**

- AC/DC—0-10, 50, 250
- DC Current—0-2.5, 5, 25, 250mA
- Measures 1Ω to 500KΩ
- Accuracy—± 3% DC, ± 4% AC
- Comes with Battery, Test Leads, and Manual

**VIZ WV-516B \$25.00**

**TRIPLETT**

**Miniature V-0-M**

- 20,000Ω/V DC Sensitivity
- 5,000Ω/V AC Sensitivity
- 0-20,000-200,000—2MΩ-20MΩ
- ± 3% DC, ± 4% AC Accuracy
- Comes with Battery, Test Leads, and Manual

**310 \$70.00**

**FLUKE**

**“Analyst”**

- 26 Ranges / 7 Functions
- Accurate to ± 1%
- Auto Zero / Auto Polarity
- Checks Leakage to 10MΩ
- Comes with Case

**8020A \$189.00**

**Touch/Test 20 Multi-meter**

20 Functions ● 44 Ranges: Measures

- AC and DC Voltage and Current
- Resistance
- Capacitance
- Temperature
- Conductance

Performs Diode/Transistor and Continuity Tests

**TT-20 \$435.00**

**Portable Oscilloscopes**

Three Models

MS-15/15MHz Single Trace Triggered Scope **\$389.00**

MS-215/15MHz Dual Trace Triggered Scope **497.00**

MS-230/30MHz Dual Trace Triggered Scope **649.00**

**Contact East Catalog**

- Over 10,000 Products
- Hard-To-Find Tools
- Fully Illustrated
- 160 Pages — Complete Pricing Catalog

**\$2.00**

**Call Toll Free 800-225-5370**

**In Mass: (617) 272-5051**

**VISA • Master Card**

Immediate Delivery • We Pay Shipping

**Contact East, Dept. 0064**

P.O. Box 160, 7 Cypress Drive  
Burlington, MA 01803

**ADVERTISING INDEX**

**RADIO-ELECTRONICS does not assume any responsibility for errors that may appear in the index below.**

Free Information Number	Page
14	AMC Sales ..... 84
31	Active Electronics ..... 81
—	Advance Electronics ..... 7
13	Advanced Microcomputer Products ..... 94-95
32	Albia Electronics ..... 25
56	All Electronics ..... 88
57	Ancrona ..... 109
—	Karel Barta ..... 82
12	Beckman Electro Products Group ..... 23
24	B & K Precision ..... 74
—	Bullet ..... 100
33	CRR, Associates ..... 106
—	CIE, Cleveland Institute of Engineering ..... 18-21
71	Central Point Software ..... 107
16	Chaney Electronics ..... 88
—	Command Productions ..... 79
55	Communications Electronics ..... 26
58	Concord Computer Products ..... 104-105
2	Contact East ..... 110
—	Cook's Institute ..... 79
22	The Cooper Group ..... Cover 2
—	Dage Scientific ..... 82
—	Devtronix Organ, Inc ..... 82
5	Digi-Key ..... 83
34	Eico ..... 28
49	Electronic Specialists, Inc ..... 78
—	Electronic Technology Today ..... 74
43	Enterprise Development ..... 76
35	Etco ..... 82,92
—	Fair Radios ..... 96
—	Fanon ..... 84
59	Fluke ..... 5
—	Fordham ..... 104
17	Formula International ..... 90-91
—	Future Tech ..... 32
37	Gladstone Electronics ..... 84
38	Global Specialties ..... 2
—	Global TV ..... 79
60	Godbout ..... 88
—	Grantham College of Engineering ..... 29
65	Hal-Tronics ..... 88
61	Hanley Engineering ..... 85
7,8,	Heath ..... 14-15,35,71
51,52,53,54	The Heath Group ..... 100-103
39	Hitachi ..... 31
—	Information Unlimited ..... 82
67	International Components ..... 108
66	International Crystal Mfg ..... 24
62	International Electronics ..... 96
63	JDR, Microdevices ..... 98-99
19	Jameco ..... 86-87
18	Jensen Tool, Inc ..... 78
29	Keithley Instruments Inc ..... 77
44	MCM, Audio ..... 93
—	McGee Radio's ..... 82
3	Meshna Inc ..... 106

64	Micro Ace ..... 107
—	Micro Management Systems Inc ..... 96
30	Mountain West ..... 76
—	NRI, Schools ..... 8-11
—	NTS, Schools ..... 36-39
—	Netronics Research & Development ..... 29
9	Ohio Scientific ..... 1
40	Omega Sales ..... 13
20	Paccom ..... 76
47	Panavise ..... 28
28,27	Poly Paks ..... 78,106
45	Radio Shack ..... 80
4	Ramsey Electronics ..... 97
21	Robotic Age ..... 24
—	Sabtronics ..... Cover 3
15	HW, Sams & Co, Inc ..... 30
—	Satellite Computer Services ..... 79
46	Shure Brothers ..... 30
—	Simple Simon ..... 84
48	Sinclair (Thandar Electronics) ..... 40
41	Solid State Sales ..... 92
—	Spacecoast Research ..... 79
42	AW, Sperry ..... 27
25	Sony Video ..... 17
23	Surplus Electronics ..... 89
68 & 69	Triplet ..... 73
36	Viz ..... 33
—	Wersi ..... 76
11	Zenith ..... Back Cover

**MOVING?**

Don't miss a single copy of **Radio-Electronics**. Give us:

Six weeks' notice

Your old address and zip code

Your new address and zip code

**ATTACH LABEL HERE**

name (please print) \_\_\_\_\_

address \_\_\_\_\_

city state zip code \_\_\_\_\_

Mail to: Radio-Electronics  
SUBSCRIPTION DEPT., P.O. BOX 2520,  
BOULDER, COLO. 80322



# Sabtronics.

## An entire range of low-cost, top-quality instruments.



Sabtronics revolutionized the market with the first low-cost, high-performance Digital Multimeter. Now we have an entire range of outstanding instruments in a reasonable range of prices. In fact, nobody can beat us in our price/performance ratio. And we can sell at a low price for some very good reasons. Our engineers design high performance products to be built at a low cost. And we refuse to stick on high mark ups. Plus we make sure your price stays low by selling directly to you. Because we sell so many instruments, we don't have to charge a high price. Naturally, we also offer all the helpful accessories you might want. And all our products are under warranty for good quality and high performance. In addition, you get from us the same quality aftersale service as any high priced instrument manufacturer. With Sabtronics instruments available, there's no need for you to spend a lot of money to do highly accurate testing and measuring.

2010A 3½ Digit LED DMM

2015A 3½ Digit LCD DMM

8610A 600 MHz 8-Digit Frequency Counter

8110A 100 MHz 8-Digit Frequency Counter

5020A 1Hz to 200k Hz Function Generator

8000B 1 GHz 9-Digit Frequency Counter

8610B 600 MHz 9-Digit Frequency Counter

2035A 3½ Digit LCD Handheld DMM

2037A 3½ Digit LCD Handheld DMM

\* price in kit form. Also available factory assembled, tested, and calibrated. Call us for prices.

\*\* price fully assembled, tested, and calibrated.

Call us for more information:

(813) 623-2631 (9am to 5pm EST)

Making Performance Affordable

**sabtronics**   
INTERNATIONAL INC.

5709 N. 50th Street Tampa, FL 33610

A. 2010A — \$99.00\*, B. 2015A — \$119.00\*, C. 8610A — \$119.00\*, D. 5020A — \$129.00\*\*,  
E. 8000B — \$239.00\*\*, F. 2035A — \$79.00\*, G. 2037A — \$99.95\*

Prices subject to change without notice.

# Special limited-time introductory offer on ZIP!

## Zenith Instant Parts Program.

Inventory control – that's the name of the game today! And Zenith's Instant Parts Program (ZIP) is the way to play it safe, sure...and money-wise. Because with ZIP, you've got Zenith's most frequently needed exact replacement parts where you want them when you want them.

Also with ZIP, slow-moving stock numbers are periodically replaced with new, more popular parts thru periodic checks by your Zenith distributor salesman. As a result, your original investment is protected and your inventory of Zenith exact replacement parts is current.

And best of all, today you can add a little ZIP or a lot of ZIP to your inventory control of Zenith parts.

For a little ZIP, you'll want ZIP-50 – the top 50 Zenith parts available with or without System 3 components. If you want more ZIP, get ZIP-100 – the most active 100 Zenith parts now available with or without System 3 components.

Call your Zenith distributor now for the ZIP program that best suits your need. Four to choose from!

ZIP – it's the easiest, least expensive, most versatile inventory control system ever devised by Zenith for TV service technicians! Call your Zenith distributor now!

**Call your Zenith distributor now for a  
special limited-time-only introductory offer  
on ZIP – Zenith's Instant Parts Program!**

*For your own reputation and in your customers' best interest,  
always service with Zenith exact replacement parts.*

**ZENITH**  
The quality goes in before the name goes on®

Zenith Radio Corporation/Service, Parts & Accessories Division/11000 Seymour Avenue/Franklin Park, Illinois 60131

CIRCLE 11 ON FREE INFORMATION CARD

[www.americanradiohistory.com](http://www.americanradiohistory.com)