

## Annotated list of taxonomic novelties published in “Herbarium Vivum Mycologicum” issued by J. F. Klotzsch and G. L. Rabenhorst between 1832 and 1855

Uwe BRAUN

**Abstract:** Braun, U. 2018: Annotated list of taxonomic novelties published in “Herbarium Vivum Mycologicum” issued by J. F. Klotzsch and G. L. Rabenhorst between 1832 and 1855. *Schlechtendalia* **34**: 3–90.

New taxa and new combinations published by J. F. Klotzsch and G. L. Rabenhorst in “Herbarium Vivum Mycologicum” in the first half of the 19<sup>th</sup> century are listed and annotated. References, citations and the synonymy are corrected when necessary. The nomenclature of some taxa is discussed in more detail. The new combination *Asteromella adoxae* is introduced.

**Zusammenfassung:** Braun, U. 2018: Kommentierte Liste taxonomischer Neuheiten publiziert in “Herbarium Vivum Mycologicum“, herausgegeben von J. F. Klotzsch und G. L. Rabenhorst zwischen 1832 und 1855. *Schlechtendalia* **34**: 3–90.

Neue Taxa und Kombinationen publiziert von J. F. Klotzsch und G. L. Rabenhorst in “Herbarium Vivum Mycologicum” in der ersten Hälfte des 19. Jahrhunderts werden aufgelistet und annotiert. Referenzangaben, Zitate und die Synonymie werden korrigiert falls notwendig. Die Nomenklatur einiger Taxa wird detaillierter besprochen. Die neue Kombination *Asteromella adoxae* wird eingeführt.

**Key words:** Fungi, nomenclature, exsiccata.

Published online 11 Apr. 2018

### Introduction

In 1832, Johann F. Klotzsch initiated the exsiccata “Herbarium Vivum Mycologicum” and issued Cent. 1 and 2. Gottlob L. Rabenhorst continued this exsiccata since 1842 and issued Cent. 3 to 20. An index was published by Rabenhorst (1851). Details to this exsiccata, including data of the publication of the particular centuria and announcements in the journals *Linnaea*, *Botanische Zeitung*, and *Flora* are to be found in Kohlmeyer (1962). Additional announcements were published in *Archiv der Pharmazie* (Lemgo) and *Botanisches Centralblatt für Deutschland*. Numerous taxonomic novelties were published in “Herbarium Vivum Mycologicum”. According to ICN, Art. 30.7 (Ex. 13), descriptions on labels accompanying distributed specimens (exsiccata) are effectively published, i.e., valid names published on printed labels of distributed exsiccata have to be taken into consideration with regard to priority issues of taxa. However, experiences have shown as far that names published in exsiccata have often been neglected or wrongly cited in nomenclature data bases and taxonomic treatments. The particular centuria of “Herbarium Vivum Mycologicum” were prepared and, when ready to be distributed, announcements in several botanical journals were published, i.e., descriptions on printed labels in the exsiccata have priority and names (with repeated descriptions) in the journals are later isonyms (Art. 6.3, Note 2) that have to be disregarded. In some cases, particular centuria were issued even one calendar year earlier [e.g., Cent. 15 in 1850, but announcements in *Botanische Zeitung* 9 and *Flora* 34 in 1851]. Numerous names appearing in exsiccata are *nomina nuda* (without any descriptions or diagnoses) which were validated in later publications by the original author or other authors, either as “ex cases” or as “combinations” under other genus names. In the latter case, the validated names must be attributed to the validating authors alone. The search for first validations of such names was one of the tasks of the present work, which in general aimed at improving the nomenclature of fungal names published in “Herbarium Vivum Mycologicum”. This work was performed in consultation with *Index Fungorum* and *MycoBank*, i.e., the results are also meant to be groundwork for these databases.

An almost complete set of “Herbarium Vivum Mycologicum” (only Cent. 3 is lacking) preserved in HAL was the base for the present nomenclatural study and reassessment of names. Some types have been re-examined in order to clarify the identity of the taxa concerned. In other cases, currently used and recognized names are cited and highlighted in bold.

## Annotated list of taxa

### Cent. 1

*Oncomyces mesentericus* (Retz.) Klotzsch, Herb. Viv. Mycol., Cent. 1: no. 45, 1832 [and Linnaea **8**: 18, 1833], nom. inval. (Art. 25.1).

Notes: The genus name *Oncomyces* was not described by Klotzsch (nom. nud.). Therefore, his combination *O. mesentericus* is also invalid.

*Erysiphe communis* var. *geranii* Klotzsch, Herb. Viv. Mycol., Cent. 1: no. 64, 1832 [and Linnaea **8**: 18, 1833], nom. nud.

= *Podosphaera fugax* (Penz. & Sacc.) U. Braun & S. Takam., Schlechtendalia **4**: 29, 2000.

Notes: Klotzsch, Herb. Viv. Mycol. 64, deposited at HAL, has been examined and proved to be *Podosphaera fugax* (Braun & Cook 2012).

*Erysiphe urticae* Klotzsch, Herb. Viv. Mycol., Cent. 1: no. 65, 1832 [and Linnaea **8**: 18, 1833], nom. nud.

= *Erysiphe urticae* (Wallr.) S. Blumer, Beitr. Kryptfl. Schweiz **7**(1): 224, 1933 [Braun & Cook 2012].

*Heterosporium ornithogali* Klotzsch, Herb. Viv. Mycol., Cent. 1: no. 69, 1832 [and Linnaea **8**: 18, 1833], nom. nud.

≡ *Heterosporium ornithogali* Klotzsch ex Cooke, Grevillea **5**(35): 123, 1877.

≡ *Cladosporium ornithogali* (Klotzsch ex Cooke) G.A. de Vries, Contrib. Knowledge of the Genus *Cladosporium* Link ex Fries: 491, 1952 [David 1997, Bensch et al. 2012].

*Caecoma schlechtendalii* Klotzsch, Herb. Viv. Mycol., Cent. 1: no. 87, 1832 [and Linnaea **8**: 19, 1833], nom. nud.

= *Thecaphora saponariae* (F. Rudolphi) Vánky, Mycotaxon **69**: 94, 1998.

Notes: Vánky & Lutz (2007) revised *Thecaphora saponariae* s. lat. on the basis of a morphological reassessment supplemented by results of molecular sequence analyses. Collections on *Dianthus* spp. belong to *T. saponariae* s. str.

### Cent. 2

*Colpoma verrucosum* Wallr., in Klotzsch, Herb. Viv. Mycol., Cent. 2: no. 107, 1832, nom. nud.

≡ *Colpoma verrucosum* Wallr., Fl. Crypt. Germ. (Norimbergae) **2**: 422, 1833.

≡ *Leptotrochila verrucosa* (Wallr.) Schüepp, Phytopath. Z. **36**: 257, 1959.

*Aschion fuscum* Wallr., in Klotzsch, Herb. Viv. Mycol., Cent. 2: no. 151, 1832, nom. nud.

≡ *Aschion fuscum* Wallr., Fl. Crypt. Germ. (Norimbergae) **2**: 866, 1833.

= *Tuber excavatum* Vittad., Monogr. Tuberac. (Milano): 49, 1831.

*Sphaeria capitellata* Klotzsch, Herb. Viv. Mycol., Cent. 2: no. 161, 1832, nom. nud.

≡ *Sphaeria capitellata* Klotzsch ex Rabenh., Deutschl. Krypt.-Fl. (Leipzig) **1**: 182, 1844.

= *Massaria anomia* (Fr.) Petr., Ann. Mycol. **21**(1/2): 114, 1923.

*Heterosporium circinale* Klotzsch, Herb. Viv. Mycol., Cent. 2: no. 188, 1832, nom. nud.

= *Cladosporium echinulatum* (Berk.) G.A. de Vries, Contrib. Knowledge of the Genus *Cladosporium* Link ex Fries: 49, 1952).

*Erysibe antherarum* (DC.) Wallr., in Klotzsch, Herb. Viv. Mycol., Cent. 2: no. 192, 1832 [and Wallr., Fl. crypt. Germ. (Norimbergae) **2**: 217, 1833, later isonym].

= *Microbotryum violaceum* (Pers) G. Deml & Oberw., Phytopathol. Z. **104**(4): 353, 1982.

*Erysibe maydis* (DC.) Wallr., in Klotzsch, Herb. Viv. Mycol., Cent. 2: no. 193, 1832 [and Wallr., Fl. crypt. Germ. (Norimbergae) 2: 215, 1833, later isonym].  
= *Ustilago maydis* (DC.) Corda, Icon. fung. (Prague) 5: 3, 1842.

### Cent. 3

*Sphaeria asari* Klotzsch, in Rabenh., Klotzschii Herb. Viv. Mycol., Cent. 3: no. 250, 1842 [and Bot. Zeitung 1: 31, 1843], nom. nud.  
= *Sphaeria asari* Klotzsch ex Rabenh., Deutschl. Krypt.-Fl. (Leipzig) 1: 172, 1844.

*Uredo filicum* (Link) Klotzsch, in Rabenh., Klotzschii Herb. Viv. Mycol., Cent. 3: no. 293, 1842 [and Bot. Zeitung 1: 31, 1843], nom. illeg. (Art. 53.1), non Desm., 1826.  
= *Caecoma filicum* Link, Sp. pl., Edn. 4, 6(2): 36, 1825.

### Cent. 4

*Agaricus hiemalis* Lasch, in Rabenh., Klotzschii Herb. Viv. Mycol., Cent. 4: no. 306, 1842 [and Bot. Zeitung 1: 516, 1843], nom. illeg., non Osbeck 1788.  
= *Mycena galericulata* (Scop.) Gray, Nat. Arr. Brit. Pl. (London) 1: 619, 1821.  
Notes: Published with a diagnosis on the label (“Diff. ab *A. galericulato* pileo laevi viscoso”).

*Peziza dehnii* Rabenh., Klotzschii Herb. Viv. Mycol., Cent. 4: no. 334, 1842 [and Bot. Zeitung 1: 516, 1843], nom. nud.  
= *Peziza dehnii* Rabenh., Bot. Zeitung 1: 12, 1843.  
= *Leptotrochila dehnii* (Rabenh.) Jørst., Skr. Norske Vidensk.-Akad., Mat.-Naturv. Kl., N.S. 10: 29, 1963.

*Peziza artemisiae* Lasch, in Rabenh., Klotzschii Herb. Viv. Mycol., Cent. 4: no. 335, 1842 [and Bot. Zeitung 1: 516, 1843], nom. nud.  
= *Peziza artemisiae* Lasch ex Rabenh., Deutschl. Krypt.-Fl. 1 (Pilze): 344, Leipzig 1844.  
= *Pyrenopeziza artemisiae* (Lasch ex Rabenh.) Sacc., Syll. Fung. 8: 359, 1889.  
Notes: Saccardo (1889) published this name as combination based on *Peziza artemisiae* Lasch. However, the latter name is a nom. nud., which was validated by Rabenhorst (l.c.) who added a description.

*Peziza aterrima* Lasch, in Rabenh., Klotzschii Herb. Viv. Mycol., Cent. 4: no. 336/337, 1842 [and Bot. Zeitung 1: 516, 1843], nom. nud.  
= *Peziza aterrima* Lasch ex Rabenh., Deutschl. Krypt.-Fl. 1 (Pilze): 359, Leipzig 1844.  
= *Pirottaea aterrima* (Lasch ex Rabenh.) Sacc., Syll. Fung. 8: 389, 1889.

*Sphaeria (Depazea) trientalis* Lasch, in Rabenh., Klotzschii Herb. Viv. Mycol., Cent. 4: no. 364, 1842 [and Bot. Zeitung 1: 516, 1843], nom. nud.  
= *Depazea trientalis* Lasch ex Rabenh., Deutschl. Krypt.-Fl. 1 (Pilze): 138, Leipzig 1844.  
= *Septoria trientalis* (Lasch ex Rabenh.) Sacc., Bull. Soc. Mycol. Fr. 5(4): 121, 1890, as “(Lasch) Sacc.”  
Notes: This species was validated as *Depazea trientalis* by Rabenhorst (1844) and later reallocated to *Septoria* by Saccardo (1890) with reference to *Sphaeria (Depazea) trientalis* Lasch, in Rabenh., Klotzschii Herb. Viv. Mycol., Cent. 4: no. 364, 1842.

*Sphaeria (Depazea) callae* Lasch, in Rabenh., Klotzschii Herb. Viv. Mycol., Cent. 4: no. 368, 1842 [and Bot. Zeitung 1: 517, 1843], nom. nud.  
= *Depazea callae* Lasch ex Rabenh., Deutschl. Krypt.-Fl. 1 (Pilze): 138, Leipzig 1844.  
= *Spilosphaeria callae* (Lasch ex Rabenh.) Rabenh., Klotzschii Herb. Viv. Mycol., Ed. Nov., Ser. Prima, Cent. 6: no. 554, 1857.

≡ *Septoria callae* (Lasch ex Rabenh.) Sacc., Bull. Soc. Mycol. Fr. **5**(4): 122, 1890.

*Sphaeria (Depazea) oenotherae* Lasch, in Rabenh., Klotzschii Herb. Viv. Mycol., Cent. 4: no. 369, 1842 [and Bot. Zeitung **1**: 517, 1843], nom. nud.

≡ *Depazea oenotherae* Lasch ex Rabenh., Deutschl. Krypt.-Fl. **1** (Pilze): 138, Leipzig 1844.

= *Septoria oenotherae* Westend., Bull. Acad. R. Sci. Belg., Cl. Sci., Sér. 2, **2**(7): 575, 1857.

*Sphaeria (Depazea) meliloti* Lasch, in Rabenh., Klotzschii Herb. Viv. Mycol., Cent. 4: no. 370, 1842 [and Bot. Zeitung **1**: 517, 1843], nom. nud.

≡ *Depazea meliloti* Lasch ex Rabenh., Deutschl. Krypt.-Fl. **1** (Pilze): 138, Leipzig 1844.

≡ *Septoria meliloti* (Lasch ex Rabenh.) Sacc., Bull. Soc. Mycol. Fr. **5**(4): 122, 1890.

*Dothidea (Sphaeria) astragali* Lasch, in Rabenh., Klotzschii Herb. Viv. Mycol., Cent. 4: no. 378, 1842 [and Bot. Zeitung **1**: 517, 1843], nom. nud.

≡ *Sphaeria astragali* Lasch ex Rabenh., Deutschl. Krypt.-Fl. **1** (Pilze): 187, Leipzig 1844.

≡ *Stigmatula astragali* (Lasch ex Rabenh.) P.F. Cannon, Mycopathologia **135**(1): 65, 1996.

## Cent. 5

*Depazea stemmatea* (Fr.) Rabenh., Klotzschii Herb. Viv. Mycol., Cent. 5: no. 433, 1843 [and Bot. Zeitung **2**: 172, 1844].

≡ *Sphaeria stemmatea* Fr., Syst. mycol. **2**(2): 528, 1823.

≡ *Mycosphaerella stemmatea* (Fr.) Romell, Fungi Paras. Scand. Exs., Fasc. **1**: no. 68, 1890.

*Erysiphe circumfusa* var. *bidentis* Lasch, in Rabenh., Klotzschii Herb. Viv. Mycol., Cent. 5: no. 445, 1843 [and Bot. Zeitung **2**: 172, 1844], nom. nud.

≡ *Podosphaera xanthii* (Castagne) U. Braun & Shishkoff, in Braun & Takamatsu, Schlechtendalia **4**: 31, 2000.

*Septoria padi* Lasch [as “*Septaria*”], in Rabenh., Klotzschii Herb. Viv. Mycol., Cent. 5: no. 457, 1843 [and Bot. Zeitung **2**: 172, 1844], nom. nud.

≡ *Septoria padi* Lasch ex Rabenh. [as “*Septaria*”], Deutschl. Krypt.-Fl. **1** (Pilze): 579, Leipzig 1844.

= *Blumeriella jaapii* (Rehm) Arx, Phytopathol. Z. **42**(2): 164, 1961.

Notes: Johnston et al. (2014) proposed to conserve the younger teleomorph-typified *Blumeriella jaapii* against the older anamorph-typified name *Ascochyta padi* Lib.

*Septoria podagrariae* Lasch [as “*Septaria podagrariae*”], in Rabenh., Klotzschii Herb. Viv. Mycol., Cent. 5: no. 458, 1843 [and Bot. Zeitung **2**: 172, 1844], nom. nud.

≡ *Septoria podagrariae* Lasch ex Sacc., Syll. Fung. **3**: 529, 1884, nom. illeg. (Art. 52.1).

= *Mycosphaerella podagrariae* (Roth) Petr., Ann. Mycol. **19**(3-4): 203, 1921.

Notes: *Septoria podagrariae* Lasch ex Sacc. is illegitimate (superfluous name) since *Septoria aegopodi* Desm., 1832, was cited as synonym in the protologue.

*Septoria sorbi* Lasch, in Rabenh., Klotzschii Herb. Viv. Mycol., Cent. 5: no. 459, 1843 [and Bot. Zeitung **2**: 172, 1844], nom. nud.

≡ *Cryptosporium sorbi* Ces., in Rabenh., Klotzschii Herb. Viv. Mycol., Ed. Nova, Ser. Secunda, Cent. 2: no. 160, 1860, nom. nud.

≡ *Septoria sorbi* Fuckel [as (Ces.) Fuckel], Jahrb. Nassauischen Vereins Naturk. **23–24**: 390, 1870, nom. nud.

≡ *Phoma sorbi* Sacc. [as “(Lasch) Sacc.”], Syll. Fung. **3**: 529, 1884.

≡ *Septoria sorbi* (Sacc.) Sacc. [as “Sacc.”], Bull. Soc. Mycol. Fr. **5**(4): 121, 1890.

*Puccinia verrucosa* var. *stellariae* Lasch, in Rabenh., Klotzschii Herb. Viv. Mycol., Cent. 5: no. 471, 1843 [and Bot. Zeitung 2: 173, 1844], nom. nud.

= *Puccinia arenariae* (Schumach.) J. Schröt., Hedwigia 19: 38, 1880.

*Uredo lapsanae* Rabenh., Klotzschii Herb. Viv. Mycol., Cent. 5: no. 478, 1843 [and Bot. Zeitung 2: 173, 1844], nom. nud.

= *Puccinia lapsanae* (Schultz) Fuckel, [as “*lampsana*”], Jahrb. Nassauischen Vereins Naturk. 15: 13, 1860.

*Uredo ribicola* Lasch, in Rabenh., Klotzschii Herb. Viv. Mycol., Cent. 5: no. 490, 1843 [and Bot. Zeitung 2: 173, 1844], nom. nud.

≡ *Uredo ribicola* Lasch ex Rabenh., Deutschl. Krypt.-Fl. 1 (Pilze): 579, Leipzig 1844.

= *Cronartium ribicola* J.C. Fisch., Hedwigia 11: 182, 1872.

Notes: *Uredo ribicola* Cooke & Ellis is a nom. illeg. (younger homonym of *Uredo ribicola* Lasch ex Rabenh.), which has nomenclatural consequences for *Coleosporium ribicola* Arthur [as “(Cooke & Ellis) Arthur”], N. Amer. Fl. 7(2): 86, New York 1907.

*Uredo scrophulariae* Lasch, in Rabenh., Klotzschii Herb. Viv. Mycol., Cent. 5: no. 498, 1843 [and Bot. Zeitung 2: 173, 1844], nom. nud.

≡ *Uredo scrophulariae* Lasch ex Rabenh., Deutschl. Krypt.-Fl. 1 (Pilze): 579, Leipzig 1844.

= *Uromyces scrophulariae* Fuckel, Fungi Rhen. Exs., Fasc. 5: no. 395, 1863.

Notes: *Uromyces scrophulariae* Fuckel is the correct valid name for this species. Fuckel, Fungi Rhen. Exs., Fasc. 5: no. 395, 1863, cited *Uredo scrophulariae* (nom. nud.) and *Aecidium scrophularinearum* (nom. nud.) as synonyms (fig. 1).

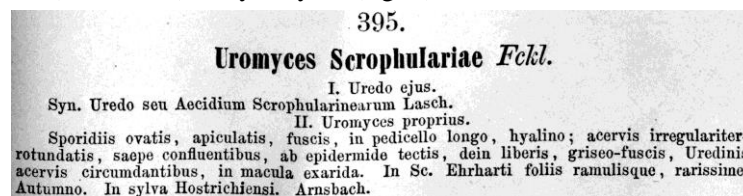


Fig. 1

## Cent. 6

*Agaricus camelinus* Lasch, in Rabenh., Klotzschii Herb. Viv. Mycol., Cent. 6: no. 506, 1844 [and Arch. Pharm. (Lemgo) 89: 126, 1844; Bot. Zeitung 2: 425, 1844].

Notes: This species was validly published with a description on the label of Klotzschii Herb. Viv. Mycol. 506 (fig. 2).



Fig. 2

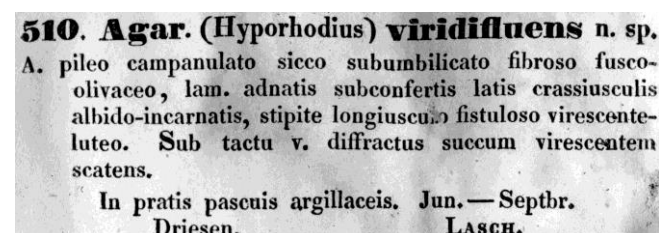


Fig. 3

*Agaricus viridifluens* Lasch, in Rabenh., Klotzschii Herb. Viv. Mycol., Cent. 6: no. 510, 1844 [and Arch. Pharm. (Lemgo) **89**: 126, 1844; Bot. Zeitung **2**: 425, 1844].

Notes: This species was validly published with a description on the label of Klotzschii Herb. Viv. Mycol. 519 (fig. 3).

*Sclerotium umbilicatum* Lasch, in Rabenh., Klotzschii Herb. Viv. Mycol., Cent. 6: no. 531, 1844 [and Arch. Pharm. (Lemgo) **89**: 127, 1844; Bot. Zeitung **2**: 426, 1844].

Notes: This species was validly published with a description on the label of Klotzschii Herb. Viv. Mycol. 531 (fig. 4).

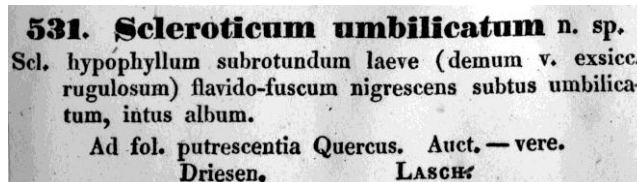


Fig. 4

*Sphaeria hispidula* Lasch, in Rabenh., Klotzschii Herb. Viv. Mycol., Cent. 6: no. 535, 1844 [and Arch. Pharm. (Lemgo) **89**: 127, 1844; Bot. Zeitung **2**: 426, 1844].

Notes: Notes: This species was validly published with a description on the label of Klotzschii Herb. Viv. Mycol. 535 (fig. 5). According to Saccardo (1890) identical with *Coniochaeta ligniaria* (Grev.) Masee (= *Rosellinia ligniaria* (Grev.) Nitschke).

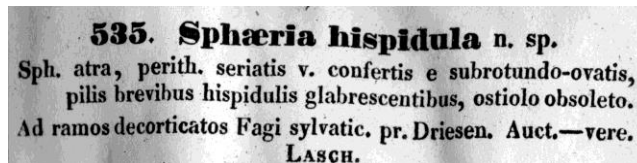


Fig. 5

*Sphaeria brassicae* Lasch, in Rabenh., Klotzschii Herb. Viv. Mycol., Cent. 6: no. 550, 1844 [and Bot. Zeitung **2**: 426, 1844], nom. illeg. (Art. 53.1), non (Bergius) Dicks., 1785.

Notes: According to Saccardo (1890) identical with *Pleospora herbarum* (Pers.) Rabenh. ex Ces. & De Not.

*Sphaeria archangelicae* Lasch, in Rabenh., Klotzschii Herb. Viv. Mycol., Cent. 6: no. 552, 1844 [and Arch. Pharm. (Lemgo) **89**: 127, 1844; Bot. Zeitung **2**: 426, 1844], nom. nud.

Notes: According to Saccardo (1890) identical with *Stigmatea ostruthii* (Fr.) Oudem. ex Sacc.

*Dothidea alismatis* Lasch, in Rabenh., Klotzschii Herb. Viv. Mycol., Cent. 6: no. 553, 1844 [and Arch. Pharm. (Lemgo) **89**: 127, 1844; Bot. Zeitung **2**: 426, 1844], nom. nud.

= *Doassansia alismatis* (Nees ex Fr.) Cornu, Ann. Sci. Nat., Bot., Sér. 6, **15**: 285, 1883 [according to Saccardo 1888].

*Depazea stachydicola* Lasch, in Rabenh., Klotzschii Herb. Viv. Mycol., Cent. 6: no. 565, 1844 [and Arch. Pharm. (Lemgo) **89**: 127, 1844; Bot. Zeitung **2**: 426, 1844], nom. nud.

= *Septoria stachydis* Roberge ex Desm., Ann. Sci. Nat., Bot., Sér. 3, **8**: 19, 1847.

*Depazea polygonicola* Lasch, in Rabenh., Klotzschii Herb. Viv. Mycol., Cent. 6: no. 566, 1844 [and Arch. Pharm. (Lemgo) **89**: 127, 1844; Bot. Zeitung **2**: 426, 1844], nom. nud.

= *Septoria polygonicola* Sacc. [as "(Lasch) Sacc."], Bull. Soc. Mycol. Fr. **5**(4): 121, 1890.

*Depazea rhamnicola* Lasch, in Rabenh., Klotzschii Herb. Viv. Mycol., Cent. 6: no. 567, 1844 [and Arch. Pharm. (Lemgo) **89**: 127, 1844; Bot. Zeitung **2**: 426, 1844], nom. nud.

Notes: Saccardo (1884) considered *Depazea rhamnocola* a synonym of *Phyllosticta rhamnocola* Desm., which is, however, a doubtful, unclear name, probably based on immature ascomata of *Guignardia rhamni* Reusser (see van der Aa & Vanev 2002).

*Depazea grossulariicola* Lasch, in Rabenh., Klotzschii Herb. Viv. Mycol., Cent. 6: no. 568, 1844 [and Arch. Pharm. (Lemgo) **89**: 127, 1844; Bot. Zeitung **2**: 426, 1844], nom. nud.

Notes: According to Saccardo (1890) identical with *Mycosphaerella grossulariae* (Fr.) Lindau (≡ *Sphaerella grossulariae* (Fr. : Fr) Auersw.), which is, however, an unclear and doubtful species, morphologically indistinguishable from *Pleospora herbarum* (Pers. : Fr.) Rabenh, and this name was applied to different ascomycetes (Aptroot 2006).

*Depazea syringicola* Lasch, in Rabenh., Klotzschii Herb. Viv. Mycol., Cent. 6: no. 569, 1844 [and Arch. Pharm. (Lemgo) **89**: 127, 1844; Bot. Zeitung **2**: 426, 1844], nom. nud.

Notes: According to Saccardo (1890) identical with *Ascochyta syringae* (Westend.) Bres. (≡ *Phyllosticta syringae* Westend.).

*Depazea ficariicola* Lasch, in Rabenh., Klotzschii Herb. Viv. Mycol., Cent. 6: no. 570, 1844 [and Arch. Pharm. (Lemgo) **89**: 127, 1844; Bot. Zeitung **2**: 426, 1844].

Notes: This species was validly published with a description on the label of Klotzschii Herb. Viv. Mycol. 570 (fig. 6). According to Saccardo (1890) identical with *Septoria ficariae* Desm.

**570. Depazea Ficariicola LASCH.**  
Maculis fusco-cinereis, dein albidis, perith. e subrotundo  
depressis, inaequaliter apertis.  
Ad folia Fiscariae. Aestate.

Fig. 6

*Dacrymyces acuum* Lasch, in Rabenh., Klotzschii Herb. Viv. Mycol., Cent. 6: no. 571, 1844 [and Arch. Pharm. (Lemgo) **89**: 127, 1844; Bot. Zeitung **2**: 427, 1844].

Notes: This species was validly published with a description on the label of Klotzschii Herb. Viv. Mycol. 510 (fig. 7).

**571. Dacrymyces acuum n. sp.**  
*D. subrotundus* v. *oblongus*, convexus, laevis, carneo-pallidus.  
Ad fol. Pini sylvestris. Auct. — vere. LASCH.

Fig. 7

*Uredo filipendulae* Lasch, in Rabenh., Klotzschii Herb. Viv. Mycol., Cent. 6: no. 580, 1844 [and Arch. Pharm. (Lemgo) **89**: 127, 1844; Bot. Zeitung **2**: 427, 1844].

≡ *Triphragmium filipendulae* (Lasch) Pass., Nuovo Giorn. Bot. Ital. **7**(3): 255, 1875.

Notes: This species was validly published with a description on the label of Klotzschii Herb. Viv. Mycol. 580 (fig. 8).

**580. Uredo (Uromyces) Filipendulae LASCH.**  
Diagn. Acervulis sparsis, subrotundis, pulvere rubro-  
brunneo, spor. ellipticis oboxatis subrotundisque obtu-  
sis, basi hyalino-pedicillatis.  
Hypophyll in fol. Spiraeae Filipend. pr. Driesen.

Fig. 8

## Cent. 7

*Agaricus rutaceus* Lasch, in Rabenh., Klotzschii Herb. Viv. Mycol., Cent. 7: no. 606, 1844 [and Arch. Pharm. (Lemgo) **91**: 374, 1845; Bot. Zeitung **3**(4): 65, 1845].

Notes: This species was validly published with a description on the label of Klotzschii Herb. Viv. Mycol. 606 (fig. 9).

**606. Ag. (Galorheus) rutaceus nov. sp.**

Pileo subdepresso glabriusculo opaco subrubello-cervino, lam. subdecurr. confert. angust. alutaceo-flavescentibus, st. subcavo pallido, lacte albo. In pinetis humidis inter muscos. Odoris Rutae graveolentis et saporis amaro-acris camphorati. LASCH.

Fig. 9

*Peziza humuli* Lasch, in Rabenh., Klotzschii Herb. Viv. Mycol., Cent. 7: no. 630, 1844 [and Arch. Pharm. (Lemgo) 91: 374, 1845; Bot. Zeitung 3(4): 66, 1845].

≡ *Hymenoscyphus humuli* (Lasch) Dennis, Persoonia 3(1): 76, 1964.

Notes: This species was validly published with a description on the label of Klotzschii Herb. Viv. Mycol. 630 (fig. 10).

**630. Peziza Humuli nov. spec.**

Carneo-ceracea, plerumque sessilis, cupulis e plano concavis dein convexis albis pallescentibus, extus pruinosis. Ad caul. Hum. Lup. Auct. (P. herbar. 136, proxim.)

Fig. 10

*Peziza veronicae* Lasch, in Rabenh., Klotzschii Herb. Viv. Mycol., Cent. 7: no. 632, 1844 [and Arch. Pharm. (Lemgo) 91: 374, 1845; Bot. Zeitung 3(4): 66, 1845].

≡ *Lachnella veronicae* (Lasch) Boud, Hist. Class. Discom. Eur. (Paris): 124, 1907.

Notes: This species was validly published with a description on the label of Klotzschii Herb. Viv. Mycol. 632 (fig. 11).

**632. Peziza Veronicae nov. sp.**

Sessilis e turbinato-subglobosa applanata, strigoso-villosa fusco-cervina, villis longissimis superne albidis interioribus albis v. lutescentibus, disco albo. In caulib. exsicc. Veron. maritim. LASCH.

Fig. 11

*Peziza rubi* Lasch, in Rabenh., Klotzschii Herb. Viv. Mycol., Cent. 7: no. 635, 1844 [and Arch. Pharm. (Lemgo) 91: 374, 1845; Bot. Zeitung 3(4): 66, 1845].

Notes: This species was validly published with a description on the label of Klotzschii Herb. Viv. Mycol. 635 (fig. 12).

**635. Peziza rubi nov. spec.**

Sessilis ceracea hemisphaerica applanata, extus rugulosa leviter tomentosa flava, disco plano dein subconvexiusculo pulverulento colore diluciori. Ad caules emort. Rubi nitidi et fastigiati. Auct.—hyeme Driesen. LASCH.

Fig. 12

*Cenangium populi* Lasch, in Rabenh., Klotzschii Herb. Viv. Mycol., Cent. 7: no. 636, 1844 [and Arch. Pharm. (Lemgo) 91: 375, 1845; Bot. Zeitung 3(4): 66, 1845].

Notes: This is a valid name, published with a brief description (“Iun. sphaeriaeforme!”).

Notes: This species was validly published with a description on the label of Klotzschii Herb. Viv. Mycol. 636 (fig. 13).

**636. Cenangium Populi LASCH.**

(Iun. sphaeriaeforme!)  
In ramis siccis Populi tremulae. Driesen. LASCH.

Fig. 13

*Stictis tiliae* Lasch, in Rabenh., Klotzschii Herb. Viv. Mycol., Cent. 7: no. 638, 1844 [and Arch. Pharm. (Lemgo) 91: 375, 1845; Bot. Zeitung 3(4): 66, 1845].



≡ *Achroomyces tiliae* (Lasch) Höhn., Ann. Mycol. **2**(3): 272, 1904.

Notes: This species was validly published with a description on the label of Klotzschii Herb. Viv. Mycol. 638 (fig. 14).

**638. Stictis Tiliae** nov. spec.  
Carnoso-subtremellosa erumpens subrotunda convexa albi-  
do-pallescens demum planiuscula et sublobata.  
In ramis decid. Tiliae parvifol. Hieme.

Fig. 14

*Sphaeria typhae* Lasch, in Rabenh., Klotzschii Herb. Viv. Mycol., Cent. 7: no. 660, 1844 [and Arch. Pharm. (Lemgo) **91**: 375, 1845; Bot. Zeitung **3**(4): 67, 1845], nom. illeg. (Art. 53.1).

≡ *Mycosphaerella typhae* (Lasch) Lindau, Natürlichen Pflanzenf.: 425, 1897, nom. illeg. (Art. 53.1).

= *Phaeosphaeria eustoma* (Fuckel) L. Holm, Symb. Bot. Upsal. **14**(3): 109, 1957 [according to Aptroot (2004)].

Notes: Published with a description on the label of Klotzschii Herb. Viv. Mycol. 660 (fig. 15), but this name is illegitimate (younger homonym).

**660. Sphaeria Typhae** LASCH.  
Lanceolata v. linearis, peritheciis cohaerentibus subrotundis  
intus albo-nigrescentibus.  
In fol. emort. Typhae latifoliae. Hieme. Driesen. LASCH.

Fig. 15

*Sphaeria inclusa* Lasch, in Rabenh., Klotzschii Herb. Viv. Mycol., Cent. 7: no. 661, 1844 [and Arch. Pharm. (Lemgo) **91**: 375, 1845; Bot. Zeitung **3**(4): 67, 1845].

≡ *Pyrenophora inclusa* (Lasch) Sacc., Syll. Fung. **2**: 279, 1883.

Notes: This species was validly published with a description on the label of Klotzschii Herb. Viv. Mycol. 661 (fig. 16). Listed in Saccardo (1883) under “species dubia” (doubtful species).

**661. Sphaeria inclusa** nov. sp.  
Minutissima subrotunda laevis nitida innata, dein semili-  
bera, ostiolo obsolete.  
In medulla caulium Solani tuberos. deject. Hieme.  
LASCH.

Fig. 16

*Sphaeria vaginae* Lasch, in Rabenh., Klotzschii Herb. Viv. Mycol., Cent. 7: no. 663, 1844 [and Arch. Pharm. (Lemgo) **91**: 375, 1845; Bot. Zeitung **3**(4): 67, 1845].

≡ *Laestadia vaginae* (Lasch) Sacc., Syll. Fung. **1**: 431, 1882.

Notes: This species was validly published with a description on the label of Klotzschii Herb. Viv. Mycol. 663 (fig. 17).

**663. Sphaeria vaginae** nov. spec.  
Sparsa, peritheciis innatis subrotundis laevibus ex fusco  
nigris albo-farctis, breviter papillatis. In vaginis folior.  
Phragm. commun.  
LASCH.

Fig. 17

*Sphaeria campanulae* (DC.) Rabenh., Klotzschii Herb. Viv. Mycol., Cent. 7: no. 670, 1844 [and Arch. Pharm. (Lemgo) **91**: 375, 1845; Bot. Zeitung **3**(4): 67, 1845].

≡ *Xyloma campanulae* DC., in de Candolle & Lamarck, Fl. franç., Edn 3 (Paris) **5/6**: 159, 1815.

≡ *Leptotrochila campanulae* (DC.) Rossman, in Johnston, Seifert, Stone, Rossman & Marvanová, IMA Fungus **5**(1): 101, 2014.

Notes: The combination *Sphaeria campanulae* was validly published with a description on the label of Klotzschii Herb. Viv. Mycol. 670 (fig. 18).

**670. Sphaeria Campanulae mihl**  
**(Dothidea Campanulae DEC. Rabenh. Handb.**  
**I. 166.)**  
 In foliis Campanulae pr. Sonnewalde (Lusat. infer.)  
**KRETZSCHMAR.**

Fig. 18

*Dothidea juncaginearum* Lasch, in Rabenh., Klotzschii Herb. Viv. Mycol., Cent. 7: no. 672, 1844 [and Arch. Pharm. (Lemgo) **91**: 375, 1845; Bot. Zeitung **3**(4): 67, 1845].

≡ *Venturia juncaginearum* (Lasch) M.E. Barr, Canad. J. Bot. **46**: 822, 1968.

Notes: This species was validly published with a description on the label of Klotzschii Herb. Viv. Mycol. 672 (fig. 19).

**672. Dothidea Juncaginearum LASCH.**  
 Macula ambiente nitida nigra, longitudinaliter et radiatim  
 fibrillosa, cellulis centralibus subprominulis.  
 Ad scapos Trigloch. palustris. **LASCH.**

Fig. 19

*Excipula typhae* Rabenh., Klotzschii Herb. Viv. Mycol., Cent. 7: no. 677, 1844 [and Arch. Pharm. (Lemgo) **91**: 375, 1845; Bot. Zeitung **3**(4): 67, 1845].

Notes: This species was validly published with a description on the label of Klotzschii Herb. Viv. Mycol. 677 (fig. 20).

**677. Excipula Typhae nov. sp.**  
 subrotunda v. oblonga innata nigra e plano concava, ore  
 integerrimo.  
 In foliis Typhae latifol. Autumn. — vere.

Fig. 20

*Excipula galii* Rabenh., Klotzschii Herb. Viv. Mycol., Cent. 7: no. 678, 1844 [and Arch. Pharm. (Lemgo) **91**: 375, 1845; Bot. Zeitung **3**(4): 68, 1845].

≡ *Ephelina galii* (Lasch) Sacc., Syll. Fung. **8**: 586, 1889.

Notes: This species was validly published with a description on the label of Klotzschii Herb. Viv. Mycol. 678 (fig. 21).

**678. Excipula Galii nov. sp.**  
 Erumpens elliptica v. oblonga rugulosa atra, disco albido.  
 Ad caules. emort. Galii mollugin.

Fig. 21

*Ascochyta humuli* Lasch, in Rabenh., Klotzschii Herb. Viv. Mycol., Cent. 7: no. 680, 1844 [and Arch. Pharm. (Lemgo) **91**: 375, 1845; Bot. Zeitung **3**(4): 68, 1845].

= *Phloeospora humuli* Westend., Bull. Acad. Roy. Sci. Bruxelles **12**(2): 252, 1845.

≡ *Septoria humuli* (Westend.) Westend., Herb. crypt. 188, 1848 [according to Mel'nik (1977)].

Notes: *Ascochyta humuli* is a valid name with a description published on the label of Klotzschii Herb. Viv. Mycol., Cent. 7: no. 680 (fig. 22). The first valid publication of the name *Septoria humuli* has often been wrongly cited. A discussion and clarification of this name was published by Braun & Bensch (2017).

**680. Ascochyta Humuli nov. sp.**  
 Macula pallide fusca, sphaerul. subrotundis nigrescentibus,  
 cirrhis tenuissimis albis.  
 In fol. Humuli Lupuli pr. Driesen. **LASCH.**

Fig. 22

*Aecidium bupleuri* Kunze, in Rabenh., Klotzschii Herb. Viv. Mycol., Cent. 7: no. 690, 1844 [and Arch. Pharm. (Lemgo) **91**: 376, 1845; Bot. Zeitung **3**(4): 68, 1845], nom. nud.

Notes: “*Aecidium bupleuri* (Kunze)” possibly refers to “*Aecidium sii* f. (ßß) *bupleuri-longifolii* J.C. Schmidt & Kunze, Deutschl. Schwämme, Achte Lieferung: 4, 1818”, which is, however speculative. Kunze’s forma was not cited. Therefore, *A. bupleuri* cannot be considered to be a new name based on this forma.

### Cent. 8

*Agaricus aureus* Matt. : Fr. var. *truncicola* Rabenh., Klotzschii Herb. Viv. Mycol., Cent. 8: no. 702, 1845 [and Arch. Pharm. (Lemgo) **94**: 253, 1845; Bot. Zeitung **3**: 557, 1845].

≡ *Agaricus quercicola* Lasch, Linnaea **4**: 544, 1829.

Notes: This variety was published without any description, but with reference to *Agaricus quercicola* (fig. 23) as basionym, and can therefore be regarded as new names on new rank.

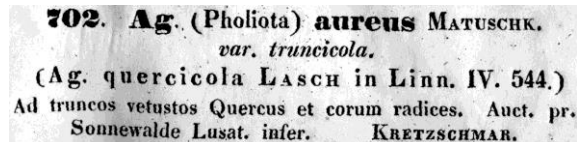


Fig. 23

*Agaricus amarellus* Lasch, in Rabenh., Klotzschii Herb. Viv. Mycol., Cent. 8: no. 708, 1845 [and Arch. Pharm. (Lemgo) **94**: 253, 1845; Bot. Zeitung **3**: 557, 1845], nom. superfl. (Art. 52.1).

≡ *Agaricus absinthiatus* Lasch, Linnaea **3**: 382, 1828.

≡ *Pseudoomphalina absinthiata* (Lasch) Knudsen, in Knudsen & Hansen, Nordic J. Bot. **11**(4): 480, 1991.

Notes: *Agaricus absinthiatus* was cited in the protologue of *Agaricus amarellus*.

*Peziza linariae* Rabenh., Klotzschii Herb. Viv. Mycol., Cent. 8: no. 724, 1845 [and Arch. Pharm. (Lemgo) **94**: 254, 1845; Bot. Zeitung **3**: 557, 1845], nom. nud.

≡ *Heteropatella lacera* f. *linariae* Sacc., Syll. Fung. **3**: 671, 1884.

≡ *Heterosphaeria linariae* Rehm [as “(Rabenh.) Rehm”], in Winter, Rabenh. Krypt.-Fl., Edn 2 (Leipzig) **1.3**(Lief. 30): 203 [1896] 1888.

Notes: The name *Heteropatella lacera* f. *linariae* has to be ascribed to Saccardo (*Peziza linariae* was cited by Saccardo (1884), but the later name is a nom. nud. which cannot be basionym for a combination. *Heterosphaeria linariae* was also introduced as combination based on *Peziza linariae*, but must also be ascribed to Rehm alone, who validated this species under *Heterosphaeria* by adding a description.

*Peziza scirpi* Rabenh., Klotzschii Herb. Viv. Mycol., Cent. 8: no. 730, 1845 [and Arch. Pharm. (Lemgo) **94**: 254, 1845; Bot. Zeitung **3**: 557, 1845], nom. nud.

= *Niptera lacustris* (Fr.) Fr., Summa Veg. Scand., Sectio Post. (Stockholm): 359, 1849.

*Sphaeria delphinii* Rabenh., Klotzschii Herb. Viv. Mycol., Cent. 8: no. 747, 1845 [and Arch. Pharm. (Lemgo) **94**: 254, 1845; Bot. Zeitung **3**: 558, 1845], nom. nud.

≡ *Phoma delphinii* Cooke [as “(Rabenh.) Cooke”], Grevillea **20**(96): 113, 1892.

Notes: Cooke (l.c.) validated this species under *Phoma* by adding a brief description.

*Sphaeria (Depazea) sagittariae* Rabenh., Klotzschii Herb. Viv. Mycol., Cent. 8: no. 751, 1845 [and Arch. Pharm. (Lemgo) **94**: 254, 1845; Bot. Zeitung **3**: 558, 1845], nom. nud.

*Sphaeria (Depazea) maianthemi* Rabenh. [as “*majanthemi*”], Klotzschii Herb. Viv. Mycol., Cent. 8: no. 752, 1845 [and Arch. Pharm. (Lemgo) **94**: 254, 1845; Bot. Zeitung **3**: 558, 1845], nom. nud.

*Sphaeria spinaciae* var. *chenopodii* Rabenh., Klotzschii Herb. Viv. Mycol., Cent. 8: no. 753, 1845 [and Arch. Pharm. (Lemgo) **94**: 254, 1845; Bot. Zeitung **3**: 558, 1845], nom. nud.

*Sphaeria lychnidis* var. *saponariae* Rabenh., Klotzschii Herb. Viv. Mycol., Cent. 8: no. 755, 1845 [and Arch. Pharm. (Lemgo) **94**: 254, 1845; Bot. Zeitung **3**: 558, 1845], nom. nud.

*Sphaeria pulsatillae* Lasch, in Rabenh., Klotzschii Herb. Viv. Mycol., Cent. 8: no. 759, 1845 [and Arch. Pharm. (Lemgo) **94**: 254, 1845; Bot. Zeitung **3**: 558, 1845], nom. nud.

≡ *Sphaerella pulsatillae* Auersw. [as “(Lasch) Auersw.”], in Gonnermann & Rabenhorst, Mycol. eur. Abbild. Sämmtl. Pilze Eur. **5–6**: 12, 1869.

≡ *Mycosphaerella pulsatillae* (Auersw.) Johanson [as “(Lasch) Johanson”], Öfvers. K. Svensk. Vetensk.-Akad. Förhandl. **41**(9): 165, 1884.

Notes: The type material only contains a coelomycete of unclear status (see Aptroot 2004).

*Sphaeria (Dothidea) xanthii* Lasch, in Rabenh., Klotzschii Herb. Viv. Mycol., Cent. 8: no. 760, 1845 [and Arch. Pharm. (Lemgo) **94**: 254, 1845; Bot. Zeitung **3**: 558, 1845], nom. nud.

≡ *Rhaphidospora xanthii* Ces. & De Not. [as “(Lasch) Ces. & De Not.”], Comm. Soc. Crittog. Ital. **4**: 234, 1863.

≡ *Ophiobolus xanthii* (Ces. & De Not.) Sacc. [as “(Lasch) Sacc.”], Syll. Fung. **2**: 342, 1883.

*Rhytisma padi* Rabenh., Klotzschii Herb. Viv. Mycol., Cent. 8: no. 761, 1845 [and Arch. Pharm. (Lemgo) **94**: 254, 1845; Bot. Zeitung **3**: 558, 1845], nom. nud.

*Cytispora salicis* Rabenh., Klotzschii Herb. Viv. Mycol., Cent. 8: no. 763, 1845 [and Arch. Pharm. (Lemgo) **94**: 254, 1845; Bot. Zeitung **3**: 558, 1845], nom. nud.

*Cytispora betulina* Ehrenb., in Rabenh., Klotzschii Herb. Viv. Mycol., Cent. 8: no. 764, 1845 [and Arch. Pharm. (Lemgo) **94**: 254, 1845; Bot. Zeitung **3**: 558, 1845].

Notes: This is a valid name published with a brief description on the label of Klotzschii Herb. Viv. Mycol. 764 (fig. 24).

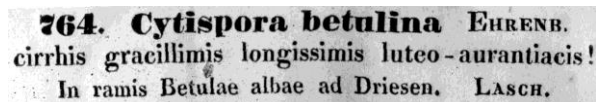


Fig. 24

*Cytispora carphosperma* var. *pyri* Rabenh., Klotzschii Herb. Viv. Mycol., Cent. 8: no. 765, 1845 [and Arch. Pharm. (Lemgo) **94**: 254, 1845; Bot. Zeitung **3**: 558, 1845], nom. nud.

*Leptostroma herbarum* (Fr.) Link var. *euphorbiae* Rabenh., Klotzschii Herb. Viv. Mycol., Cent. 8: no. 768, 1845 [and Arch. Pharm. (Lemgo) **91**: 254, 1845; Bot. Zeitung **3**: 558, 1845], nom. nud.

*Helminthosporium didymosporium* Kunze, in Rabenh., Klotzschii Herb. Viv. Mycol., Cent. 8: no. 779, 1845 [and Arch. Pharm. (Lemgo) **94**: 254, 1845; Bot. Zeitung **3**: 558, 1845], nom. nud.

*Aecidium adoxae* Rabenh., Klotzschii Herb. Viv. Mycol., Cent. 8: no. 780, 1845 [and Arch. Pharm. (Lemgo) **94**: 255, 1845; Bot. Zeitung **3**: 558, 1845], nom. nud.

= *Puccinia albescens* (Grev.) Plowr., A Monograph of the British Uredineae and Ustilagineae: 153, 1889.

*Aecidium scrophulariacearum* Lasch, in Rabenh., Klotzschii Herb. Viv. Mycol., Cent. 8: no. 784, 1845 [and Arch. Pharm. (Lemgo) **94**: 255, 1845; Bot. Zeitung **3**: 558, 1845], nom. nud.

= *Uromyces scrophulariae* Fuckel, Fungi Rhen. Exs., Fasc. 4: no. 395, 1863.

Notes: Fuckel (l.c.) cited *Aecidium scrophulariacearum* as synonym of *Uromyces scrophulariae*, which he validly published in 1863 in “Fungi Rhen. Exs., Fasc. 4: no. 395” (with description on the label, see Fig. 1).

***Puccinia cicutae*** Lasch, in Rabenh., Klotzschii Herb. Viv. Mycol., Cent. 8: no. 787, 1845 [and Arch. Pharm. (Lemgo) **94**: 255, 1845; Bot. Zeitung **3**: 558, 1845].

Notes: The name *Puccinia cicutae* Lasch is validly published in Rabenh., Klotzschii Herb. Viv. Mycol. 787 with a brief description on the label, repeated in Bot. Zeitung **3**: 558, 1845 (see fig. 25).

**787. Puccinia Cicutae** (virosoe) LASCH.  
Spor. bilocularibus, loculis globosis!  
In Cicuta virosa ad Driesen. LASCH.

Fig. 25

*Puccinia spergulae* Lasch, in Rabenh., Klotzschii Herb. Viv. Mycol., Cent. 8: no. 788, 1845 [and Arch. Pharm. (Lemgo) **94**: 255, 1845; Bot. Zeitung **3**: 558, 1845], nom. nud. (and homonym of *Puccinia spergulae* DC., 1805).

*Puccinia centaureae* DC. var. *cirsii* Rabenh., Klotzschii Herb. Viv. Mycol., Cent. 8: no. 791, 1845 [and Arch. Pharm. (Lemgo) **94**: 255, 1845; Bot. Zeitung **3**: 559, 1845].

= ***Puccinia cnici*** H. Mart., Prodr. Fl. Mosq., Edn 2: 227, 1817.

Notes: *Puccinia centaureae* var. *cirsii* is a valid name with a brief description on the label of Klotzschii Herb. Viv. Mycol. 791, repeated in Bot. Zeitung **3**: 559, 1845 (fig. 26).

**791. Puccinia Centaureae** DC.  
var. *Cirsii*.  
Sporidiis bilocular. verrucosis subopacis breviter petiolatis!  
In foliis Cirsii ad Sonnewalde. KR.

Fig. 26

## Cent. 9

*Agaricus oreades* Bolton var. *alnetorum* Rabenh., Klotzschii Herb. Viv. Mycol., Cent. 9: no. 801, 1846 [and Arch. Pharm. (Lemgo) **95**: 247, 1846; Bot. Zeitung **4**: 45, 1846; Bot. Centralbl. Deutschl. 1846: 94, 1846; Flora **29**: 552, 1846].

Notes: This is a validly published variety with a description on the label of Klotzschii Herb. Viv. Mycol. 801 (see fig. 27). “*Agaricus alnetorum* Lasch Mspt. [manuscript]” was cited as synonym.

**801. Agaricus (Collybia) oreades** BOLT.  
var. *alnetorum*.  
Ag. *alnetorum* LASCH Mspt.  
Pileo subcarnoso campanulato molli, lamell. subliberis  
distantibus crassis albidis, stipit. longiusculo fistuloso car-  
tilagineo pulverulento-floccoso rufescente basi  
spadiceo albido-tomentoso.  
Medium tenet inter Ag. *oreadem* et Ag. *calopodem*.  
Ad truncos Alni pr. Driesen. LASCH.

Fig. 27

*Agaricus rotulula* Lasch, in Rabenh., Klotzschii Herb. Viv. Mycol., Cent. 9: no. 804, 1846 [and Arch. Pharm. (Lemgo) **95**: 247, 1846; Bot. Centralbl. Deutschl. 1846: 94, 1846; Bot. Zeitung **4**: 45, 1846; Flora **29**: 552, 1846], nom. nud.

*Geoglossum rugosum* Lasch, in Rabenh., Klotzschii Herb. Viv. Mycol., Cent. 9: no. 816, 1846 [and Arch. Pharm. (Lemgo) **95**: 247, 1846; Bot. Zeitung **4**: 45, 1846; Bot. Centralbl. Deutschl. 1846: 94, 1846; Flora **29**: 552, 1846], nom. nud.

= *Geoglossum fallax* E.J. Durand, Ann. Mycol. 6(5): 428, 1908.

*Peziza melatephra* Lasch [as “malatephra”], in Rabenh., Klotzschii Herb. Viv. Mycol., Cent. 9: no. 825, 1846 [and Arch. Pharm. (Lemgo) 95(3): 247, 1846; Bot. Centralbl. Deutschl. 1846: 95, 1846 (name only, without description); Bot. Zeitung 4: 46, 1846; Flora 29: 553, 1846].

≡ *Niptera melatephra* (Lasch) Rehm, in Winter, Rabenh. Krypt.-Fl., Edn 2 (Leipzig) 1.3(Lief. 36): 559 [1896] 1891.

Notes: *Peziza melatephra* was validly published in Klotzschii Herb. Viv. Mycol. 825 with a description on the label (fig. 28).

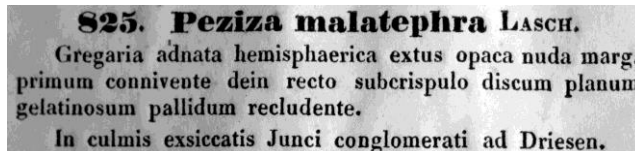


Fig. 28

*Sphaeria allii* Rabenh., Klotzschii Herb. Viv. Mycol., Cent. 9: no. 838, 1846 [and Arch. Pharm. (Lemgo) 95: 247, 1846; Bot. Centralbl. Deutschl. 1846: 95, 1846; Bot. Zeitung 4: 46, 1846; Flora 29: 553, 1846].

≡ *Stemphylium vesicarium* (Wallr.) E.G. Simmons, Mycologia 61(1): 9, 1969.

Notes: *Sphaeria allii* was validly published in Klotzschii Herb. Viv. Mycol. 838 with a description on the label (fig. 29).

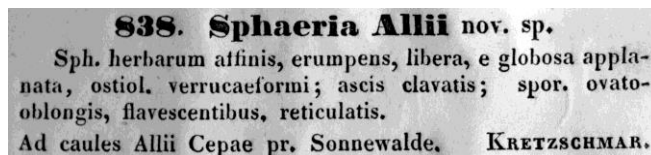


Fig. 29

*Sphaeria emperigonia* Auersw., in Rabenh., Klotzschii Herb. Viv. Mycol., Cent. 9: no. 850, 1846 [and Arch. Pharm. (Lemgo) 95: 248, 1846; Bot. Centralbl. Deutschl. 1846: 95, 1846; Bot. Zeitung 4: 46, 1846; Flora 29: 553, 1846], nom. nud.

≡ *Cucurbitaria emperigonia* Ces. & De Not., Comm. Soc. Crittog. Ital. 1(fasc. 3): 215, 1862.

≡ *Lizonia emperigonia* (Ces. & De Not.) De Not., Sfer. Ital.: 72, 1863.

*Ascochyta fragariae* Lasch, in Rabenh., Klotzschii Herb. Viv. Mycol., Cent. 9: no. 854, 1846 [and Arch. Pharm. (Lemgo) 95: 248, 1846; Bot. Centralbl. Deutschl. 1846: 95, 1846; Bot. Zeitung 4: 46, 1846; Flora 29: 553, 1846], nom. nud.

*Ascochyta lysimachiae* Lasch, in Rabenh., Klotzschii Herb. Viv. Mycol., Cent. 9: no. 855, 1846 [and Arch. Pharm. (Lemgo) 95: 248, 1846; Bot. Centralbl. Deutschl. 1846: 95, 1846; Bot. Zeitung 4: 46, 1846; Flora 29: 553, 1846], nom. nud.

*Ascochyta oreoselini* Lasch, in Rabenh., Klotzschii Herb. Viv. Mycol., Cent. 9: no. 856, 1846 [and Arch. Pharm. (Lemgo) 95: 248, 1846; Bot. Centralbl. Deutschl. 1846: 95, 1846; Bot. Zeitung 4: 46, 1846; Flora 29: 553, 1846], nom. nud.

≡ *Septoria oreoselini* Sacc. [as “(Lasch) Sacc.”], Syll. Fung. 3: 528, 1884.

*Ascochyta lychnidis* Lasch, in Rabenh., Klotzschii Herb. Viv. Mycol., Cent. 9: no. 857, 1846 [and Arch. Pharm. (Lemgo) 95: 248, 1846; Bot. Centralbl. Deutschl. 1846: 95, 1846; Bot. Zeitung 4: 46, 1846; Flora 29: 553, 1846], nom. nud.

*Ascochyta dulcamarae* Lasch, in Rabenh., Klotzschii Herb. Viv. Mycol., Cent. 9: no. 858, 1846 [and Arch. Pharm. (Lemgo) 95: 248, 1846; Bot. Centralbl. Deutschl. 1846: 95, 1846; Bot. Zeitung 4: 46, 1846; Flora 29: 553, 1846], nom. nud.

*Ascochyta menyanthis* Lasch [as “*menyanthes*”], in Rabenh., Klotzschii Herb. Viv. Mycol., Cent. 9: no. 860, 1846 [and Arch. Pharm. (Lemgo) **95**(3): 248, 1846; Bot. Centralbl. Deutschl. 1846: 95, 1846; Bot. Zeitung **4**: 46, 1846; Flora **29**: 553, 1846], nom. nud.

*Ascochyta atriplicis* Lasch, in Rabenh., Klotzschii Herb. Viv. Mycol., Cent. 9: no. 861, 1846 [and Arch. Pharm. (Lemgo) **95**: 248, 1846; Bot. Centralbl. Deutschl. 1846: 95, 1846; Bot. Zeitung **4**: 46, 1846; Flora **29**: 553, 1846], nom. nud.

*Ascochyta euphorbiae* Lasch, in Rabenh., Klotzschii Herb. Viv. Mycol., Cent. 9: no. 862, 1846 [and Arch. Pharm. (Lemgo) **95**: 248, 1846; Bot. Centralbl. Deutschl. 1846: 95, 1846; Bot. Zeitung **4**: 46, 1846; Flora **29**: 553, 1846], nom. nud.

= *Septoria bractearum* Mont, *Ann. Sci. Nat., Bot., Sér. 3*, **11**: 49, 1849 [according to Saccardo (1906)].

*Ascochyta dianthi* Lasch, in Rabenh., Klotzschii Herb. Viv. Mycol., Cent. 9: no. 863, 1846 [and Arch. Pharm. (Lemgo) **95**: 248, 1846; Bot. Centralbl. Deutschl. 1846: 95, 1846; Bot. Zeitung **4**: 46, 1846; Flora **29**: 553, 1846], nom. nud.

Notes: Saccardo (1883) cited *Ascochyta dianthi* De Not. as spermogonial stage of *Pleospora dianthi*, with reference to Fuckel. Mel'nik (1977) regarded this species as a synonym of *Septoria dianthi* (Alb. & Schwein.) Desm. (= *Ascochyta dianthi* (Alb. & Schwein.) Berk.). Desmazières (1849) cited *Ascochyta dianthi* Lasch as synonym of his *Septoria dianthi*.

*Ascochyta hyoscyami* Lasch, in Rabenh., Klotzschii Herb. Viv. Mycol., Cent. 9: no. 864, 1846 [and Arch. Pharm. (Lemgo) **95**: 248, 1846; Bot. Centralbl. Deutschl. 1846: 95, 1846; Bot. Zeitung **4**: 46, 1846; Flora **29**: 553, 1846].

Notes: *Ascochyta hyoscyami* was validly published in Klotzschii Herb. Viv. Mycol. 864 with a description on the label (fig. 30). Mel'nik (1977) considered this name as “nom. nud.” which is, however, incorrect.

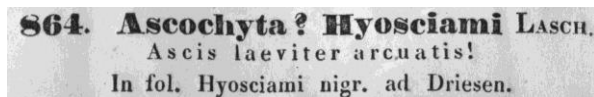


Fig. 30

*Leptostroma lonicericola* Rabenh., Klotzschii Herb. Viv. Mycol., Cent. 9: no. 865, 1846 [and Arch. Pharm. (Lemgo) **95**: 248, 1846; Bot. Centralbl. Deutschl. 1846: 95, 1846; Bot. Zeitung **4**: 46, 1846; Flora **29**: 553, 1846], nom. nud.

*Ectostroma iberidis* Rabenh. [as “*iberis*”], Klotzschii Herb. Viv. Mycol., Cent. 9: no. 866, 1846 [and Arch. Pharm. (Lemgo) **95**: 248, 1846; Bot. Centralbl. Deutschl. 1846: 95, 1846; Bot. Zeitung **4**: 46, 1846; Flora **29**: 553, 1846], nom. nud.

*Depazea vagans* (Fr.) Fr. var. *armoraciae* Rabenh., Klotzschii Herb. Viv. Mycol., Cent. 9: no. 867, 1846 [and Arch. Pharm. (Lemgo) **95**: 248, 1846; Bot. Centralbl. Deutschl. 1846: 95, 1846; Bot. Zeitung **4**: 46, 1846; Flora **29**: 553, 1846], nom. nud.

*Depazea paridicola* Rabenh., Klotzschii Herb. Viv. Mycol., Cent. 9: no. 868, 1846 [and Arch. Pharm. (Lemgo) **95**: 248, 1846; Bot. Centralbl. Deutschl. 1846: 95, 1846; Bot. Zeitung **4**: 46, 1846; Flora **29**: 553, 1846], nom. nud.

= *Phyllosticta paridicola* Strasser [as “(Rabenh.) Straßer”], *Verh. Zool.-Bot. Ges. Wien* **60**: 306, 1910.

Notes: Strasser (1910) validated this species under *Phyllosticta* by adding a description (pycnidia 100–120 µm diam, conidia hyaline, oblong, 5–7 × 3–4 µm, often with oil drops). This species is lacking in van der Aa & Vanev (2002). Based on Strasser’s (l.c.) description, this species seems to belong to *Phoma*.

*Depazea vagans* (Fr.) Fr. var. *glechomaticola* Kretzschmar, in Rabenh., Klotzschii Herb. Viv. Mycol., Cent. 9: no. 870, 1846 [and Arch. Pharm. (Lemgo) **95**: 248, 1846; Bot. Centralbl. Deutschl. 1846: 95, 1846; Bot. Zeitung **4**: 46, 1846; Flora **29**: 553, 1846], nom. nud.

*Depazea bidentis* Lasch, in Rabenh., Klotzschii Herb. Viv. Mycol., Cent. 9: no. 871, 1846 [and Arch. Pharm. (Lemgo) **95**: 248, 1846; Bot. Centralbl. Deutschl. 1846: 95, 1846; Bot. Zeitung **4**: 46, 1846; Flora **29**: 553, 1846], nom. nud.

*Depazea hieracii* Lasch, in Rabenh., Klotzschii Herb. Viv. Mycol., Cent. 9: no. 872, 1846 [and Arch. Pharm. (Lemgo) **95**: 248, 1846; Bot. Centralbl. Deutschl. 1846: 95, 1846; Bot. Zeitung **4**: 46, 1846; Flora **29**: 553, 1846], nom. nud.

*Isaria eleutheratorum* Ehrenb. f. *racemosa* Auersw., in Rabenh., Klotzschii Herb. Viv. Mycol., Cent. 9: no. 876, 1846 [and Arch. Pharm. (Lemgo) **95**: 248, 1846; Bot. Centralbl. Deutschl. 1846: 96, 1846; Bot. Zeitung **4**: 47, 1846; Flora **29**: 553, 1846], nom. nud.

*Sporocadus fiedleri* Rabenh., Klotzschii Herb. Viv. Mycol., Cent. 9: no. 882, 1846 [and Arch. Pharm. (Lemgo) **95**: 248, 1846; Bot. Centralbl. Deutschl. 1846: 96, 1846; Bot. Zeitung **4**: 47, 1846; Flora **29**: 553–554, 1846].

≡ *Stilbospora fiedleri* (Rabenh.) Höhn., Mitt. Bot. Inst. T. H. Wien **6**: 93, 1929.

Notes: *Sporocadus fiedleri* is a valid name, published with a description on the label of Klotzschii Herb. Viv. Mycol. 882 (fig. 31).

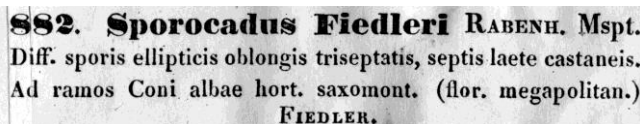


Fig. 31

*Aecidium valerianae* Rabenh., Klotzschii Herb. Viv. Mycol., Cent. 9: no. 889, 1846 [and Arch. Pharm. (Lemgo) **95**: 248, 1846; Bot. Centralbl. Deutschl. 1846: 96, 1846; Bot. Zeitung **4**: 47, 1846; Flora **29**: 554, 1846], nom. nud.

= *Puccinia commutata* Syd. & P. Syd., Monogr. Uredin. (Lipsiae) **1**(2): 201 [1904] 1902.

Notes: The duplicate deposited at HAL has been examined and turned out to be morphologically indistinguishable from aecia of *P. commutata*.

*Uredo longipes* Lasch, in Rabenh., Klotzschii Herb. Viv. Mycol., Cent. 9: no. 893, 1846 [and Arch. Pharm. (Lemgo) **95**: 248, 1846; Bot. Centralbl. Deutschl. 1846: 96, 1846; Bot. Zeitung **4**: 47, 1846; Flora **29**: 554, 1846].

≡ *Uromyces longipes* (Lasch) Tranzschel, Conspectus Uredinalium URSS: 169, 1939.

Notes: *Uredo longipes* is a valid name with a brief description on the label of Klotzschii Herb. Viv. Mycol. 893 (“Pedicello longissimo insignis!”) [fig. 32]. The material deposited in HAL has been re-examined and proved to be very similar to *Uromyces polygoni-avicularis* (Pers.) G.H. Otth (Gäumann 1959) to which collections on *Rumex acetosella* are usually allocated. However, *Uromyces polygoni-avicularis* from *Polygonum aviculare* could not be transferred to *Rumex acetosella* (Treboux 1912), suggesting a biologically separate taxon on the latter host, which is also morphologically distinct (see Guyot 1938, Gäumann 1959). Guyot (1938) considered this taxon as variety (var. *rumicis-acetosellae* J. Schröt., reference not found). The type material of *Uredo longipes* contains only telia, and the stalks of the teliospores are hyaline or subhyaline. The treatment of this rust fungus on *Rumex acetosella* as species of its own seems to be justified.



Fig. 32



*Uredo apiculata* F. Strauss var. *astragali* Lasch, in Rabenh., Klotzschii Herb. Viv. Mycol., Cent. 9: no. 895, 1846 [and Arch. Pharm. (Lemgo) **95**: 248, 1846; Bot. Centralbl. Deutschl. 1846: 96, 1846; Bot. Zeitung **4**: 47, 1846; Flora **29**: 554, 1846], nom. nud.  
= *Uromyces punctatus* J. Schröt., Abh. Schles. Ges. Vaterl. Kult., Abth. Naturw. Med. **48**: 10, [1869] 1870.

*Uredo candida* (Pers.) Pers. var. *tragopogonis* Lasch, in Rabenh., Klotzschii Herb. Viv. Mycol., Cent. 9: no. 896, 1846 [and Arch. Pharm. (Lemgo) **95**: 248, 1846; Bot. Centralbl. Deutschl. 1846: 96, 1846; Bot. Zeitung **4**: 47, 1846; Flora **29**: 554, 1846], nom. nud.  
= *Pustula tragopogonis* (Pers.) Thines, Mycotaxon **92**: 455, 2005.

*Uredo candida* (Pers.) Pers. var. *inulae* Lasch, in Rabenh., Klotzschii Herb. Viv. Mycol., Cent. 9: no. 897, 1846 [and Arch. Pharm. (Lemgo) **95**: 248, 1846; Bot. Centralbl. Deutschl. 1846: 96, 1846; Bot. Zeitung **4**: 47, 1846; Flora **29**: 554, 1846], nom. nud.  
= *Albugo tragopogonis* (Pers.) Gray var. *inulae* Cif. & Biga, in Biga, *Sydowia* **9**(1-6): 357 (1955).  
= *Pustula tragopogonis* (Pers.) Thines, Mycotaxon **92**: 455, 2005.

*Uredo candida* (Pers.) Pers. var. *camelinae* Lasch, in Rabenh., Klotzschii Herb. Viv. Mycol., Cent. 9: no. 898, 1846 [and Arch. Pharm. (Lemgo) **95**: 248, 1846; Bot. Centralbl. Deutschl. 1846: 96, 1846; Bot. Zeitung **4**: 47, 1846; Flora **29**: 554, 1846], nom. nud.  
= *Albugo candida* (Pers.) Roussel, Fl. Calvados, Edn 2: 47, 1806.

*Uredo candida* (Pers.) Pers. var. *nasturtii* Lasch, in Rabenh., Klotzschii Herb. Viv. Mycol., Cent. 9: no. 899, 1846 [and Arch. Pharm. (Lemgo) **95**: 248, 1846; Bot. Centralbl. Deutschl. 1846: 96, 1846; Bot. Zeitung **4**: 47, 1846; Flora **29**: 554, 1846], nom. nud.  
= *Albugo candida* (Pers.) Roussel, Fl. Calvados, Edn 2: 47, 1806)

## Cent. 10

*Peziza rabenhorstii* Auersw., in Rabenh., Klotzschii Herb. Viv. Mycol., Cent. 10: no. 920, 1846 [and Bot. Centralbl. Deutschl. 1846: 322, 1846; Bot. Zeitung **4**: 435, 1846; Flora **29**: 554, 1846], nom. nud.

≡ *Peziza rabenhorstii* Auersw., in Rabenhorst, Klotzschii Herb. Viv. Mycol., Edn 2, Cent. 3: no. 222 (1856) [also Bot. Zeitung **14**: 426, 1856], nom. nud.

≡ *Peziza rabenhorstii* Auersw., in de Not., Comment. Soc. Crittog. Ital. **5**: 368, 1863, nom. nud.

≡ *Mollisia rabenhorstii* Rehm [as “(Auersw.) Rehm”], in Winter, Rabenh. Krypt.-Fl., Edn 2 (Leipzig) **1.3**(Lief. 36): 537, [1896] 1891.

= *Pyrenopeziza foliicola* var. *quercina* Sacc., Syll. Fung. **8**: 365, 1889.

Notes: *Pyrenopeziza foliicola* var. *quercina* cannot be considered a homotypic synonym of *Mollisia rabenhorstii* since Saccardo (l.c.) only cited and included collections from France and Italy (*Peziza rabenhorstii* sensu de Notaris, l.c.), but not collections from Germany based on *Peziza rabenhorstii* Auersw. Rehm published *Mollisia rabenhorstii* as combination (based *Peziza rabenhorstii* Auersw., nom. nud.) and with reference to the publication of de Notaris (l.c.), which also does not contain any description. Thus, *Mollisia rabenhorstii*, published with a description, has to be ascribed to Rehm alone.

*Sclerotium clavus* DC. var. *scirpi* Rabenh., Klotzschii Herb. Viv. Mycol., Cent. 10: no. 935, 1846 [and Bot. Centralbl. Deutschl. 1846: 322, 1846; Bot. Zeitung **4**: 435, 1846; Flora **29**: 555, 1846], nom. nud.

*Sclerotium aurantiaco-fuscum* Rabenh., Klotzschii Herb. Viv. Mycol., Cent. 10: no. 936, 1846 [and Bot. Centralbl. Deutschl. 1846: 322, 1846; Bot. Zeitung **4**: 435, 1846; Flora **29**: 555, 1846], nom. nud.

*Erysibe lycii* Lasch, in Rabenh., Klotzschii Herb. Viv. Mycol., Cent. 10: no. 950, 1846 [and Bot. Centralbl. Deutschl. 1846: 323, 1846; Bot. Zeitung 4: 436, 1846; Flora 29: 555, 1846], nom. nud.

= *Arthrocladiella mougeotii* (Lév.) Vassilkov, Bot. Mater. Otd. Sporov. Rast. Bot. Inst. Komarova Akad. Nauk S.S.S.R. 16: 112, 1963 [see Braun & Cook 2012].

*Erysibe horridula* var. *anchusae* Lasch, in Rabenh., Klotzschii Herb. Viv. Mycol., Cent. 10: no. 952, 1846 [and Bot. Centralbl. Deutschl. 1846: 323, 1846; Bot. Zeitung 4: 436, 1846; Flora 29: 555, 1846], nom. nud.

= *Golovinomyces cynoglossi* (Wallr.) Heluta, Ukrains'k. Bot. Zhurn. 45(5): 62, 1988 [see Braun & Cook 2012].

*Erysibe horridula* var. *cynoglossi* Lasch, in Rabenh., Klotzschii Herb. Viv. Mycol., Cent. 10: no. 953, 1846 [and Bot. Centralbl. Deutschl. 1846: 323, 1846; Bot. Zeitung 4: 436, 1846; Flora 29: 555, 1846], nom. nud.

= *Golovinomyces cynoglossi* (Wallr.) Heluta, Ukrains'k. Bot. Zhurn. 45(5): 62, 1988 [see Braun & Cook 2012].

*Sphaeria fusca* Tode var. *betuli* Rabenh., Klotzschii Herb. Viv. Mycol., Cent. 10: no. 961, 1846 [and Bot. Centralbl. Deutschl. 1846: 323, 1846; Bot. Zeitung 4: 436, 1846; Flora 29: 555, 1846], nom. nud.

*Sphaeria longissima* Pers. var. *chenopodii* Rabenh., Klotzschii Herb. Viv. Mycol., Cent. 10: no. 966a, 1846 [and Bot. Centralbl. Deutschl. 1846: 323, 1846; Bot. Zeitung 4: 436, 1846; Flora 29: 555, 1846], nom. nud.

*Sphaeria longissima* Pers. var. *chaerophylli* Rabenh., Klotzschii Herb. Viv. Mycol., Cent. 10: no. 966b, 1846 [and Bot. Centralbl. Deutschl. 1846: 323, 1846; Bot. Zeitung 4: 436, 1846; Flora 29: 555, 1846], nom. nud.

*Sphaeria rimarum* Auersw., in Rabenh., Klotzschii Herb. Viv. Mycol., Cent. 10: no. 969, 1846 [and Bot. Centralbl. Deutschl. 1846: 323, 1846; Bot. Zeitung 4: 436, 1846; Flora 29: 555, 1846]. Notes: *Sphaeria rimarium* is a valid name with a brief diagnosis on the label of Klotzschii Herb. Viv. Mycol. 969 ["NB. Sph. pulch. b. minori proxima!"] (fig. 33).

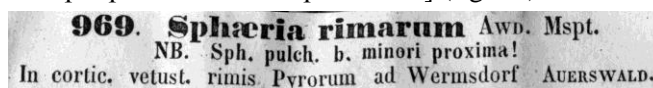


Fig. 33

*Sphaeria obstrusa* Rabenh., Klotzschii Herb. Viv. Mycol., Cent. 10: no. 973, 1846 [and Bot. Centralbl. Deutschl. 1846: 323, 1846; Bot. Zeitung 4: 436, 1846; Flora 29: 555, 1846], nom. nud.

*Sphaeria kretschmarii* Rabenh., Klotzschii Herb. Viv. Mycol., Cent. 10: no. 974, 1846 [and Bot. Centralbl. Deutschl. 1846: 323, 1846; Bot. Zeitung 4: 436, 1846; Flora 29: 555, 1846], nom. nud.

*Sphaeria stellarinearum* Rabenh. [as "*stellarinarum* var. *cerastii*"], Klotzschii Herb. Viv. Mycol., Cent. 10: no. 975, 1846 [and Bot. Centralbl. Deutschl. 1846: 323, 1846; Bot. Zeitung 4: 436, 1846; Flora 29: 555, 1846], nom. nud.

≡ *Sphaerella stellarinearum* P. Karst. [as "(Rabenh.) P. Karst."], Öfvers. Förh.. Kongl. Svenska Vetensk.-Akad. 29: 104, 1872.

≡ *Mycosphaerella stellarinearum* (P. Karst.) Johanson [as "(Rabenh.) Johanson"], Öfvers. Förh.. Kongl. Svenska Vetensk.-Akad. 41(9): 104, 1884.

Notes: According to Aptroot (2006), a species of the genus *Didymella* (with Klotzschii Herb. Viv. Mycol. 975, on *Cerastium triviale*, as type). Tomilin (1979) reduced this name to synonymy with *Mycosphaerella isariphora* (Desm.) Johanson, which might rather refer to “Klotzschii Herb. Viv. Mycol., Cent. 10: no. 976” (*Sphaeria stellarinearum* var. *holostei*, on *Stellaria holostea*).

*Sphaeria stellarinearum* Rabenh. var. *holostae* Auersw., in Rabenh., Klotzschii Herb. Viv. Mycol., Cent. 10: no. 976, 1846 [and Bot. Centralbl. Deutschl. 1846: 323, 1846; Bot. Zeitung 4: 436, 1846; Flora 29: 555, 1846], nom. nud.

= ? *Mycosphaerella isariphora* (Desm.) Johanson (see Tomilin 1979).

*Sphaeria petasitidis* Rabenh., Klotzschii Herb. Viv. Mycol., Cent. 10: no. 977, 1846 [and Bot. Centralbl. Deutschl. 1846: 323, 1846; Bot. Zeitung 4: 436, 1846; Flora 29: 555, 1846], nom. nud.

≡ *Sphaerella petasitidis* Fuckel, Jahrb. Nassauischen Vereins Naturk. 15: 67, 1860, nom. nud.

≡ *Sphaerella petasitidis* Fuckel, Jahrb. Nassauischen Vereins Naturk. 23-24: 99, 1870.

Notes: The first validation of the name *Sphaeria petasitidis* was made as *Sphaerella petasitidis* by Fuckel (l.c.). Status unclear (immature material, see Aptroot 2006).

*Cytospora incarnata* Fr. f. *rosae* Auersw., in Rabenh., Klotzschii Herb. Viv. Mycol., Cent. 10: no. 982, 1846 [and Bot. Centralbl. Deutschl. 1846: 323, 1846; Bot. Zeitung 4: 436, 1846; Flora 29: 555, 1846].

Notes: Validly published as host/substrate forma (fig. 34).

**982. *Cytospora incarnata* β. Rosae. AWD. Mspt.**  
Ad ramos Rosae centif. pr. Leipzig. AUERSW.

Fig. 34

*Depazea juglandina* f. (“b.”) *acerina* Auersw., in Rabenh., Klotzschii Herb. Viv. Mycol., Cent. 10: no. 987, 1846 [and Bot. Centralbl. Deutschl. 1846: 323, 1846; Bot. Zeitung 4: 436, 1846; Flora 29: 556, 1846].

Notes: Validly published as host/substrate forma (fig. 35).

**987. *Depazea juglandina* Fr. b. acerina AWD.**  
Ad folia Aceris campestr. pr. Leipzig (AUERSW.), ad Schwerin. FIEDLER.

Fig. 35

*Ascochyta orchidis* in Rabenh., Klotzschii Herb. Viv. Mycol., Cent. 10: no. 988, 1846 [and Bot. Centralbl. Deutschl. 1846: 323, 1846; Bot. Zeitung 4: 47, 1846; Flora 29: 556, 1846], nom. nud.

*Ascochyta lysimachiae* in Rabenh., Klotzschii Herb. Viv. Mycol., Cent. 10: no. 989, 1846 [and Bot. Centralbl. Deutschl. 1846: 323, 1846; Bot. Zeitung 4: 436, 1846; Flora 29: 556, 1846], nom. nud.

*Ascochyta polygoni* in Rabenh., Klotzschii Herb. Viv. Mycol., Cent. 10: no. 990, 1846 [and Bot. Centralbl. Deutschl. 1846: 323, 1846; Bot. Zeitung 4: 436, 1846; Flora 29: 556, 1846], nom. nud.

*Septoria ribis* Auersw., in Rabenh., Klotzschii Herb. Viv. Mycol., Cent. 10: no. 991, 1846 [and Bot. Centralbl. Deutschl. 1846: 323, 1846; Bot. Zeitung 4: 436, 1846; Flora 29: 556, 1846], nom. nud.

*Uredo caryophyllacearum* DC. var. *silenes* Rabenh., Klotzschii Herb. Viv. Mycol., Cent. 10: no. 998, 1846 [and Bot. Centralbl. Deutschl. 1846: 324, 1846; Bot. Zeitung 4: 436, 1846; Flora 29: 556, 1846], nom. nud.

= *Melampsorella caryophyllacearum* (DC.) J. Schröt., Hedwigia 13: 85, 1874.

Cent. 11

*Agaricus conspersus* Pers. var. *major* Lasch, in Rabenh., Klotzschii Herb. Viv. Mycol., Cent. 11: no. 1004, 1846 [and Bot. Zeitung 4: 876, 1846; Flora 31: 504, 1848].

Notes: A valid name with a description on the label of Klotzschii Herb. Viv. Mycol. 1004 (fig. 36).

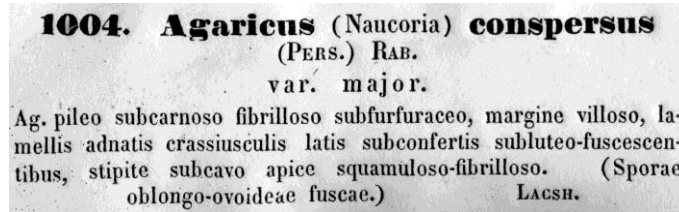


Fig. 36

*Peziza helvelloides* Lasch, in Rabenh., Klotzschii Herb. Viv. Mycol., Cent. 11: no. 1010, 1846 [and Bot. Zeitung 4: 876, 1846; Flora 31: 504, 1848].

≡ *Acetabula helvelloides* (Lasch) Sacc., Syll. Fung. 8: 62, 1889.

Notes: A valid species name with a description on the label of Klotzschii Herb. Viv. Mycol. 1010 (fig. 37).

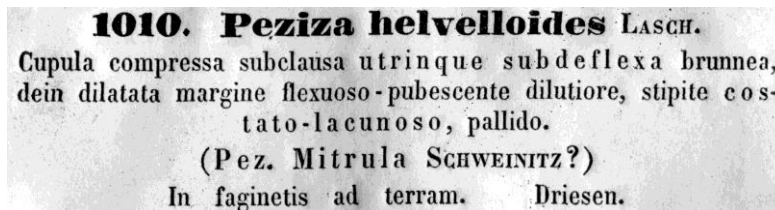


Fig. 37

*Peziza laetissima* Ces., in Rabenh., Klotzschii Herb. Viv. Mycol., Cent. 11: no. 1024, 1846 [and Bot. Zeitung 4: 877, 1846; Flora 31: 504, 1848].

≡ *Phragmonaevia laetissima* (Ces.) Rehm, in Winter, Rabenh. Krypt.-Fl., Edn 2 (Leipzig) 1.3(Lief. 30): 167, [1896] 1888.

Notes: A valid species with a description on the label of Klotzschii Herb. Viv. Mycol. 1024 (fig. 38).

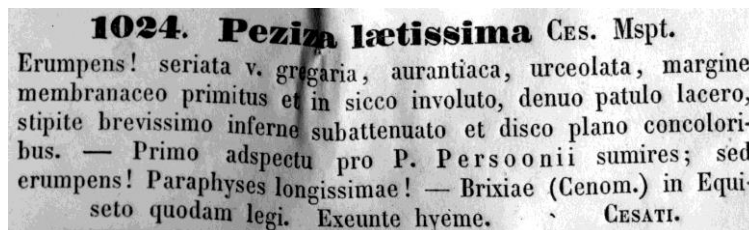


Fig. 38

*Hypocrea myrmecophila* Ces, and *Campylothecium* Ces., in Rabenh., Klotzschii Herb. Viv. Mycol., Cent. 11: no. 1033, 1846 [and Bot. Zeitung 4: 877, 1846; Flora 31: 505, 1848].

Notes: A valid species name and valid new genus name with descriptions on the label of Klotzschii Herb. Viv. Mycol., 1033 (fig. 39).

*Sphaeria arctii* Lasch, in Rabenh., Klotzschii Herb. Viv. Mycol., Cent. 11: no. 1046, 1846 [and Bot. Zeitung 4: 877, 1846; Flora 31: 505, 1848].

≡ *Diaporthe arctii* (Lasch) Nitschke, Pyrenomycetes Germanici 2: 268, 1870.

Notes: A valid species name with a description on the label of Klotzschii Herb. Viv. Mycol. 1046 (“Sph. perith. gregar. immersis globosis nigris intus albis, ostiol. cylindrico obtuso”), see fig. 40.

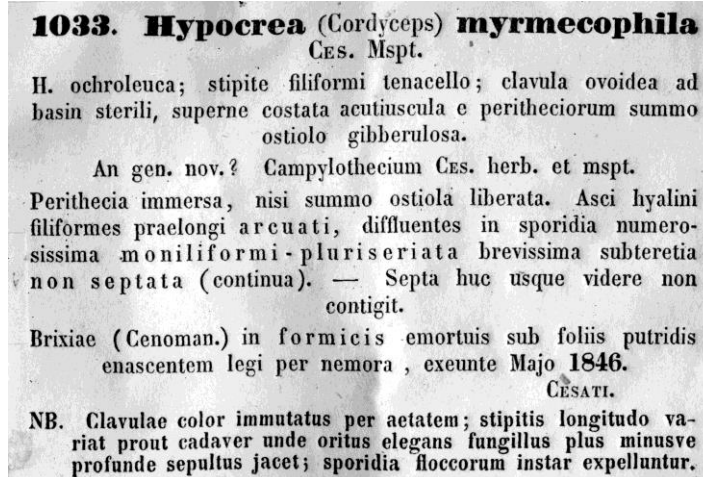


Fig. 39

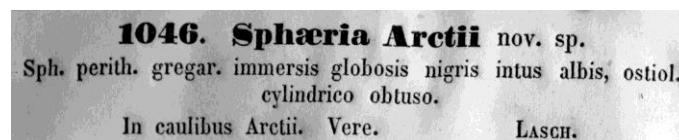


Fig. 40

*Sphaeria vitis* Lasch, in Rabenh., Klotzschii Herb. Viv. Mycol., Cent. 11: no. 1047, 1847 [and Bot. Zeitung 4: 877, 1846; Flora 31: 505, 1848], nom. nud.

≡ *Sphaerella vitis* Fuckel, Jahrb. Nassauischen Vereins Naturk. 23-24: 104, 1870.

≡ *Mycosphaerella vitis* (Fuckel) J. Schröt., in Cohn, Kryptogamen-Flora von Schlesien 3.2(3): 334, 1894.

Notes: Comments on this species are included in Aptroot (2006: 209).

*Sphaeria trichostoma* Fr. var. *globosa* Lasch, in Rabenh., Klotzschii Herb. Viv. Mycol., Cent. 11: no. 1049, 1847 [and Bot. Zeitung 4: 877, 1846; Flora 31: 505, 1848], nom. nud.

*Sphaeria gypsophilae* Lasch, in Rabenh., Klotzschii Herb. Viv. Mycol., Cent. 11: no. 1050, 1847 [and Bot. Zeitung 4: 877, 1846; Flora 31: 505, 1848], nom. nud.

≡ *Sphaerella gypsophilae* Fuckel, Jahrb. Nassauischen Vereins Naturk. 23-24: 101, 1870, nom. inval. [nom. nud.] (Art. 38.1a).

≡ *Sphaerella gypsophilae* Fuckel ex Sacc., Syll. Fung. 1: 516, 1882.

≡ *Mycosphaerella gypsophilae* (Fuckel ex Sacc.) Feltgen, Recueil Mém. Trav. Soc. Bot. Grand-Duché Luxembourg 14: 287, 1899.

Notes: This name was validated by Saccardo (1882) by adding a description. According to Tomilin (1979) and Aptroot (2006), type material of this species contains only a *Septoria*.

*Phacidium nervisequum* Ces., in Rabenh., Klotzschii Herb. Viv. Mycol., Cent. 11: no. 1054, 1846 [and Bot. Zeitung 4: 878, 1846; Flora 31: 505, 1848].

Notes: A valid species name with a description on the label of Klotzschii Herb. Viv. Mycol. 1054 (fig. 41).

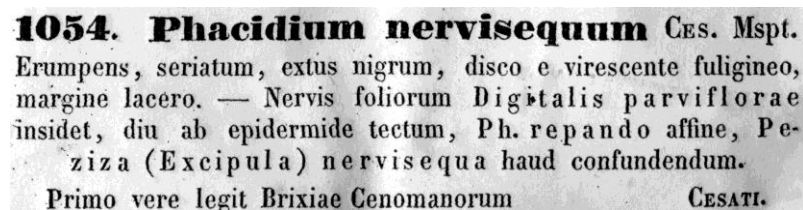


Fig. 41

*Depazea vagans* (Fr.) Fr. var. *scrophulariicola* Lasch [as “*scrophularaecola*”], in Rabenh., Klotzschii Herb. Viv. Mycol., Cent. 11: no. 1057, 1846 [and Bot. Zeitung 4: 878, 1846; Flora 31: 505, 1848], nom. nud.

*Ascochyta galeopsidis* Lasch, in Rabenh., Klotzschii Herb. Viv. Mycol., Cent. 11: no. 1058, 1846 [and Bot. Zeitung 4: 878, 1846; Flora 31: 505, 1848].

= *Septoria galeopsidis* Westend., Bull. Acad. Roy. Sci. Belgique, Cl. Sci., Sér. 2, 2: 574, 1857.  
Notes: *Ascochyta galeopsidis* is a valid name published with a brief description on the label of Klotzschii Herb. Viv. Mycol. 1058 (“*Ascis fusiformibus!*”) [see fig. 42]. Westendorp (l.c.) cited *Ascochyta galeopsidis* as synonym with question mark. Thus, *Septoria galeopsidis* cannot be interpreted as combination based on the latter name. The synonymy of the two species was cited in Saccardo (1884) and Melnik (1977).

**1058. Ascochyta Galeopsidis** LASCH.  
Ascis fusiformibus!  
In fol. Galeops. Tetrabit ad Driesen.

Fig. 42

*Ascochyta cannabis* Lasch, in Rabenh., Klotzschii Herb. Viv. Mycol., Cent. 11: no. 1059, 1846 [and Bot. Zeitung 4: 878, 1846; Flora 31: 505, 1848].

≡ *Septoria cannabis* (Lasch) Sacc., Syll. Fung. 3: 557, 1884.

Notes: *Ascochyta cannabis* is a valid name published with a brief description on the label of Klotzschii Herb. Viv. Mycol. 1059 (“*Ascis elongatis linearibus utriusque acutis!*”) [see fig. 43].

**1059. Ascochyta Cannabis** LASCH.  
Ascis elongatis linearibus utriusque acutis!  
In fol. Cannab. sativae ad Driesen.

Fig. 43

*Perisporium juglandis* Lasch [as “*Perisporium*”], in Rabenh., Klotzschii Herb. Viv. Mycol., Cent. 11: no. 1060, 1846 [and Bot. Zeitung 4: 878, 1846; Flora 31: 506, 1848], nom. nud.

*Ceuthospora asparagi* Lasch [as “*Ceutospora*”], in Rabenh., Klotzschii Herb. Viv. Mycol., Cent. 11: no. 1063, 1846 [and Bot. Zeitung 4: 878, 1846; Flora 31: 506, 1848], nom. nud.

*Sphaeronema cirsii* Lasch, in Rabenh., Klotzschii Herb. Viv. Mycol., Cent. 11: no. 1069, 1846 [and Bot. Zeitung 4: 878, 1846; Flora 31: 506, 1848].

= *Puccinia suaveolens* (Pers.) Rostr., J. Appl. Mycol. 1: 339, 1874 [see Saccardo 1888: 633].

Notes: A valid species name with a description on the label of Klotzschii Herb. Viv. Mycol. 1069 (fig. 44).

**1069. Sphaeronema Cirsii** m.  
Perith. gregariis innatis subglobosis rufo-flavicantibus, globulo sporophoro pallido prominulo.  
Ad foliorum Cirsii arvensis paginam inferiorem. LASCH.

Fig. 44

**1070. Sporisorium Maydis** CES. in Diar. Synh. Phys. Ital. 1844 ad diem 23. Sept.  
„Sp. sporidiis aeruginosis, minimis, aequalibus sero (vel vix) erumpentibus.” (l. c. et Act. Synh. ejusd. 1845 p. 510.)  
Grana Maydis immatura et a spadice jam discreta infestans; non confundendum cum Torula quadam, de qua jam beatus DE CANDOLLE sen. disseruit, neque cum Caemate (Uredine) Zeae, neque cum aliis parasiticis Coniomycetibus ejusdem Cerealis incolis nondum descriptis.  
In Insubria legit CESATI.

Fig. 45

*Sporisorium maydis* Ces., in Rabenh., Klotzschii Herb. Viv. Mycol., Cent. 11: no. 1070, 1846 [and Bot. Zeitung 4: 878, 1846; Flora 31: 506, 1848].

Notes: A valid species name with a description on the label of Klotzschii Herb. Viv. Mycol. 1070 (fig. 45).

*Septoria euonymi* Rabenh. [as “*evonymi*”], Klotzschii Herb. Viv. Mycol., Cent. 11: no. 1071, 1846 [and Bot. Zeitung 4: 879, 1846; Flora 31: 506, 1848].

Notes: A valid species name with a description on the label of Klotzschii Herb. Viv. Mycol. 1071 (fig. 46).

**1071. Septoria Evonymi m.**  
Sporidiis cylindricis leviter arcuatis triseptatis!  
In foliis Evonymi europaei.

Fig. 46

*Leptostroma quercinum* Lasch, in Rabenh., Klotzschii Herb. Viv. Mycol., Cent. 11: no. 1075, 1846 [and Bot. Zeitung 4: 879, 1846; Flora 31: 506, 1848], nom. nud.

≡ *Leptothyrium quercinum* Sacc. [as “(Lasch) Sacc.”], Michelia 2(6): 113, 1880.

= *Coccomyces dentatus* (J.C. Schmidt) Sacc., Michelia 1(1): 59, 1877.

Notes: This species was validated by Saccardo (l.c.) as *Leptothyrium quercinum*. He added a brief description.

*Myxosporium quercinum* Lasch, in Rabenh., Klotzschii Herb. Viv. Mycol., Cent. 11: no. 1076, 1846 [and Bot. Zeitung 4: 879, 1846; Flora 31: 506, 1848], nom. nud.

*Dacryomyces euphorbiae* Lasch [as “*Dacryomyces*”], in Rabenh., Klotzschii Herb. Viv. Mycol., Cent. 11: no. 1078, 1846 [and Bot. Zeitung 4: 879, 1846; Flora 31: 506, 1848], nom. nud.

*Hypha sericea* Lasch, in Rabenh., Klotzschii Herb. Viv. Mycol., Cent. 11: no. 1081, 1846 [and Bot. Zeitung 4: 879, 1846; Flora 31: 506, 1848], nom. nud.

*Sorosporium schizocaulon* Ces., in Rabenh., Klotzschii Herb. Viv. Mycol., Cent. 11: no. 1083 (2), 1846 [and Bot. Zeitung 4: 879, 1846; Flora 31: 506, 1848].

≡ *Urocystis schizocaulon* (Ces.) Zundel, Contr. Dept. Bot. Pennsylvania St. Coll. 176: 332, 1953.

Notes: A valid name published with a description on the label of Klotzschii Herb. Viv. Mycol. 1083, as no. 2 (fig. 47).

**1083. Sorosporium schizocaulon CES.**  
Herb. et Mspt.  
Char. gen. ref. = Sporidia episporio simplici, non septata, in acervulos congesta. Eutophytum. — (De dignitate generis, omissi a cl. CORDA et RABENHORST, confer. FRIES Syst. III. 477, sub Schizodermate.)  
1) *Sorosporium Saponariae* (RUDOLPHI in Linnaea IV. 116.)  
Acervis (authophytis) globosis, e sporidiis 40—50 rotundatis laxe conglobatis, pellucidis. — In alabastris Saponariae.  
2) *Sorosporium Schizocaulon* (CES. l. c.)  
Acervis (caulophytis) irregularibus, e sporid. 7—11 angulosis arete conglobatis, subopacis. — Caules Euphrasiae luteae farcitur, qui demum finduntur.  
In collibus Brixiensibus legi, sero autumnno; hyemem perdurat.  
CESATI.

Fig. 47

*Aecidium sedi* Ces., in Rabenh., Klotzschii Herb. Viv. Mycol., Cent. 11: no. 1087, 1846 [and Bot. Zeitung 4: 879, 1846; Flora 31: 506, 1848].

Notes: A valid name published with a description on the label of Klotzschii Herb. Viv. Mycol. 1087 (fig. 48).

**1087. *Aecidium Sedi* CES. Mspt.**  
 Ae. maculis rubris; acervis effusis; peridiis discretis cylindricis, margine lacero revoluto; sporidiis miniatis v. aufantiacis. — Peridia evidenter distincta ab epidermide cauli tumefacto et intense colorato Sedi reflexi insident; color eorum a sporidiis minutissimis generatur. — Proximum Ae. cylindrico (RUD. in Linn. IV. 512) Brixiae (Cenoman.) legi vere et aestate CESATI.

Fig. 48

*Aecidium parnassiae* Rabenh., Klotzschii Herb. Viv. Mycol., Cent. 11: no. 1088, 1846 [and Bot. Zeitung 4: 879, 1846; Flora 31: 507, 1848], nom. nud.

*Puccinia vincae* f. *vincae-minoris* Ces., in Rabenh., Klotzschii Herb. Viv. Mycol., Cent. 11: no. 1091, 1846 [and Bot. Zeitung 4: 879, 1846; Flora 31: 507, 1848].

Notes: A valid forma with a diagnosis on the label of Klotzschii Herb. Viv. Mycol. 1091 (fig. 49).

**1091. *Puccinia Vincae* CASTAGN. obs. I. 21.**  
 β) *Vincae minoris* CES. Mspt.  
 A forma typica (in V. majore: obviam mihi venit Nicaeae anno 1839) pedicello crassiori, sporidiis acutioribus et ipsa acervulorum forma paullisper differt.  
 Brixiae (Cenoman.) legi. Vere. CESATI.

Fig. 49

*Puccinia galii-vernii* Ces., in Rabenh., Klotzschii Herb. Viv. Mycol., Cent. 11: no. 1092, 1846 [and Bot. Zeitung 4: 879, 1846; Flora 31: 507, 1848].

Notes: A valid species name with a diagnosis on the label of Klotzschii Herb. Viv. Mycol. 1092 (Fig. 50).

**1092. *Puccinia Galii-vernii* CES. Mspt.**  
 an: *P. Stellatarum* DUBY forma?  
 Maculis lutescentibus, acervisque orbiculatim congestis, imo confluentibus a typica *P. Stellatarum* (DUBY) differt aequae ac sporidiis subteretibus longe-stipitatis a *P. Galii-Cruciatæ* (DUBY = *P. Valantiae* PERS. — Rab. hb. mycol. n. 697). Epidermide bullata vix! evanescente ab utraque distat. In Galio verno (*Vaillantia glabra*) legi Brixiae (Cenoman.).  
 Vere. CESATI.

Fig. 50

*Puccinia allii* Lasch, in Rabenh., Klotzschii Herb. Viv. Mycol., Cent. 11: no. 1093, 1846 [and Bot. Zeitung 4: 879, 1846; Flora 31: 507, 1848], nom. nud.

*Puccinia compositarum* var. *crepidis* Lasch, in Rabenh., Klotzschii Herb. Viv. Mycol., Cent. 11: no. 1094, 1846 [and Bot. Zeitung 4: 880, 1846; Flora 31: 507, 1848], nom. nud.

*Uredo candidae* var. *armoraciae* Rabenh., Klotzschii Herb. Viv. Mycol., Cent. 11: no. 1097, 1846 [and Bot. Zeitung 4: 880, 1846; Flora 31: 507, 1848], nom. nud.

## Cent. 12

*Agaricus applicatus* Batsch var. *quercicola* Lasch, in Rabenh., Klotzschii Herb. Viv. Mycol., Cent. 12: no. 1103, 1847 [and Bot. Zeitung 6: 292, 1847; Flora 31: 507, 1848].

Notes: This is a valid variety with a description on the label of Klotzschii Herb. Viv. Mycol. 1103 (fig. 51).

*Agaricus lampropus* Fr. var. *fuscescens* Lasch, in Rabenh., Klotzschii Herb. Viv. Mycol., Cent. 12: no. 1104, 1847 [and Bot. Zeitung 6: 292, 1847; Flora 31: 507, 1848].



Notes: This is a valid variety with a description on the label Klotzschii Herb. Viv. Mycol. 1104 (fig. 52).

**1103. Agaricus (Pleurotus) applicatus** BATSCH.  
*var. quercicola* LASCH.  
 Sessilis, tenax, pileo subcarnoso-gelatinoso nigro-fusco, versus marginem inflexam albido-floccoso-tomentoso, lamellis crassis subdistant. latis olivaceo-fuscis albido-denticulatis.  
 Ad truncos carios. Querc. pedunculatae pr. Driesen. Auctumno.  
 LASCH.

Fig. 51

**1104. Agaricus lampropus** FR. epicr. pg. 152.  
*var. fuscescens* m.  
 differt: pileo saturate-fusco furfurato-squamuloso vers. marginem fibrilloso, lamellis fusco-incarnatis, stipite glabro ex subchalybeo-fuscescente.  
 In collib. graminos. pr. Driesen. quequ. Lch.

Fig. 52

*Agaricus theiodes* Saut., in Rabenh., Klotzschii Herb. Viv. Mycol., Cent. 12: no. 1106, 1847 [and Bot. Zeitung 6: 292, 1847; Flora 31: 507, 1848], nom. illeg., non J. Otto 1816.

Notes: This species was published with a description on the label Klotzschii Herb. Viv. Mycol. 1106 (fig. 53), but this name is illegitimate (younger homonym).

**1106. Agaricus (Hyporhodium) theiodes** SAUT.  
 Citrinus, subcaespitosus. Pileo subcarnoso, ovato-campanulato dein explanato farinoso flocculis secedentibus squamuloso, disco late umbonato, margine plicato-fulcato; lamellis liberis latis approximatis tenuibus incarnato-albidis, sporis ovoideis incarnatis adpersis; stipite elongato cavo fusco superne fibroso-striato, basi plus minus bulboso laevi.  
 Ad cortices vaporarios hortorum, in einem Ananashause in Steyr.  
 SAUTER.

Fig. 53

*Peziza polygoni* Lasch, in Rabenh., Klotzschii Herb. Viv. Mycol., Cent. 12: no. 1127, 1847 [and Bot. Zeitung 6: 293, 1847; Flora 31: 508, 1848], nom. nud.

≡ *Niptera polygoni* Lasch ex Rehm, Ascomyceten, Fasc. 3: no. 70, 1871 [and Ber. Naturhist. Augsburg 26: 21, 1881].

≡ *Mollisia polygoni* (Lasch ex Rehm) Gillet, Champignons de France, Discom. (5): 120, [1879] 1882.

*Peziza tryblidioides* Rabenh. [as "*triplidioides*"], Klotzschii Herb. Viv. Mycol., Cent. 12: no. 1130, 1847 [and Bot. Zeitung 6: 293, 1847; Flora 31: 508, 1848].

≡ *Pyrenopeziza tryblidioides* (Rabenh.) Boud., Hist. Class. Discom. Eur. (Paris): 134, 1907.

Notes: This is a valid species name with a description on the label Klotzschii Herb. Viv. Mycol. 1130 (fig. 54).

**1130. Peziza triblidioides** RABENH. Mspt.  
 P. sessilis globosa applanata villosa-tomentosa connivens fusca, disco albido.  
 Ad Berberidis ramulos siccos pr. Steyr. SAUTER.

Fig. 54

*Depazea nicotianae* Rabenh., Klotzschii Herb. Viv. Mycol., Cent. 12: no. 1141, 1847 [and Bot. Zeitung 6: 293, 1847; Flora 31: 508, 1848], nom. nud.

*Depazea hydrocotyles* Rabenh., Klotzschii Herb. Viv. Mycol., Cent. 12: no. 1143, 1847 [and Bot. Zeitung 6: 293, 1847; Flora 31: 508, 1848].

Notes: This is a valid name with a brief description on the label of Klotzschii Herb. Viv. Mycol. 1143 (fig. 55).

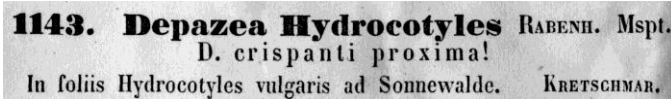


Fig. 55

*Depazea smilacicola* Rabenh., Klotzschii Herb. Viv. Mycol., Cent. 12: no. 1144, 1847 [and Bot. Zeitung 6: 293, 1847; Flora 31: 508, 1848], nom. nud.

*Depazea nerii* Rabenh., Klotzschii Herb. Viv. Mycol., Cent. 12: no. 1145, 1847 [and Bot. Zeitung 6: 293, 1847; Flora 31: 508, 1848], nom. nud.

*Depazea myrticola* Rabenh., Klotzschii Herb. Viv. Mycol., Cent. 12: no. 1146, 1847 [and Bot. Zeitung 6: 293, 1847; Flora 31: 508, 1848], nom. nud.

*Sclerotium rimosum* Lasch, in Rabenh., Klotzschii Herb. Viv. Mycol., Cent. 12: no. 1149, 1847 [and Bot. Zeitung 6: 293, 1847; Flora 31: 508, 1848].

Notes: This is a valid species name with a description on the label of Klotzschii Herb. Viv. Mycol. 1149 (fig. 56).

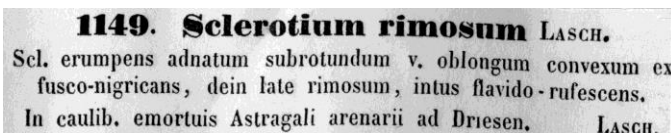


Fig. 56

*Dothidea galii* Lasch, in Rabenh., Klotzschii Herb. Viv. Mycol., Cent. 12: no. 1153, 1847 [and Bot. Zeitung 6: 293, 1847; Flora 31: 508, 1848], nom. nud.

*Phacidium buxi* Lasch, in Rabenh., Klotzschii Herb. Viv. Mycol., Cent. 12: no. 1154, 1847 [and Bot. Zeitung 6: 293, 1847; Flora 31: 508, 1848], nom. nud.

*Ascochyta graminum* Lasch, in Rabenh., Klotzschii Herb. Viv. Mycol., Cent. 12: no. 1155, 1847 [and Bot. Zeitung 6: 293, 1847; Flora 31: 508, 1848].

Notes: This is a valid species name with a description on the label of Klotzschii Herb. Viv. Mycol. 1155 (fig. 57). Mel'nik (1977) listed this species as nom. nud., which is incorrect.

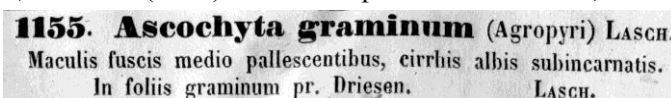


Fig. 57

*Ascochyta hieracii* Lasch, in Rabenh., Klotzschii Herb. Viv. Mycol., Cent. 12: no. 1156, 1847 [and Bot. Zeitung 6: 294, 1847; Flora 31: 508, 1848].

Notes: This is a valid species name with a description on the label of Klotzschii Herb. Viv. Mycol. 1156 (fig. 58). Mel'nik (1977) cited this name as synonym of *Septoria mougeotii* Sacc. & Roum. and considered it a nom. nud., which is incorrect. The name *Ascochyta hieracii* is older, has priority and has to be used after clarification of the taxonomy of the two taxa.

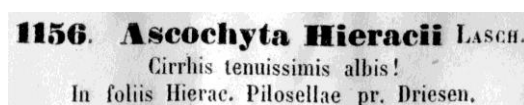


Fig. 58

*Ascochyta rubi* Lasch, in Rabenh., Klotzschii Herb. Viv. Mycol., Cent. 12: no. 1157, 1847 [and Bot. Zeitung 6: 294, 1847; Flora 31: 508, 1848].

Notes: This is a valid species name with a description on the label of Klotzschii Herb. Viv. Mycol. 1157 (fig. 59). Mel'nik (1977) considered *Ascochyta rubi* a synonym of *Septoria rubi* Westend. var. *saxatilis* Allesch.

**1157. Ascochyta Rubi** LASCH.  
Maculis pallidis, perith. subrotundis ex fusco-nigricantibus,  
cirrhis albis.  
Ad Rubi saxatilis folia pr. Driesen. LASCH.

Fig. 59

*Ascochyta umbelliferarum* Lasch, in Rabenh., Klotzschii Herb. Viv. Mycol., Cent. 12: no. 1158, 1847 [and Bot. Zeitung **6**: 294, 1847; Flora **31**: 508, 1848].

Notes: This is a valid species name with a description on the label of Klotzschii Herb. Viv. Mycol. 1158 (fig. 60). Mel'nik (1977) considered *Ascochyta umbelliferarum* a synonym of *Septoria anthrisci* Pass. & Brunaud (with question mark), and a nom. nud., which is, however, incorrect.

**1158. Ascochyta Umbelliferarum** LASCH.  
Cirrhis albis subincarnatis.  
In foliis Chaerophylli pr. Driesen. LASCH.

Fig. 60

*Ascochyta hyperici* Lasch, in Rabenh., Klotzschii Herb. Viv. Mycol., Cent. 12: no. 1159, 1847 [and Bot. Zeitung **6**: 294, 1847; Flora **31**: 508, 1848].

Notes: This is a valid species name with a description on the label of Klotzschii Herb. Viv. Mycol. 1159 (fig. 61). Mel'nik (1977) cited *Ascochyta hyperici* as synonym of *Septoria hyperici* Desm.

**1159. Ascochyta Hyperici** LASCH.  
Maculis fulvis, cirrhis albis.  
In foliis Hyperici pr. Driesen. LASCH.

Fig. 61

*Ascochyta tiliae* Lasch, in Rabenh., Klotzschii Herb. Viv. Mycol., Cent. 12: no. 1160, 1847 [and Bot. Zeitung **6**: 294, 1847; Flora **31**: 508, 1848].

≡ *Spilosphaeria tiliae* (Lasch) Rabenh., Klotzschii Herb. Viv. Mycol., Edn Nov., Ser. Prima, Cent. **6**: no. 556, 1857.

Notes: This is a valid species name with a description on the label of Klotzschii Herb. Viv. Mycol. 1160 (fig. 62). Mel'nik (1977) cited *Ascochyta tiliae* as synonym of *Septoria tiliae* Westend.

**1160. Ascochyta Tiliae** LASCH.  
Gelatina alba!  
Ad. Driesen. LASCH.

Fig. 62

*Sphaeronaema geranii* Ces. [as "*Sphaeronema*"], in Rabenh., Klotzschii Herb. Viv. Mycol., Cent. 12: no. 1161, 1847 [and Bot. Zeitung **6**: 294, 1847; Flora **31**: 509, 1848].

Notes: This is a valid species name with a description on the label of Klotzschii Herb. Viv. Mycol. 1161 (fig. 63).

**1161. Sphaeronema Geranii** CES. MSPT.  
Peritheciis epiphyllis superficialibus ovoideis superne hispidis gregariis (tunc circumantibus, tunc ad nervos diffusis), sporis sub-lunatis obtusis.  
Vere, in fol. Ger. rotundifolii adhuc vivis Brixiae legit CESATI.

Fig. 63

*Sphaeronaema sorbi* Lasch [as "*Sphaeronema*"], in Rabenh., Klotzschii Herb. Viv. Mycol., Cent. 12: no. 1162, 1847 [and Bot. Zeitung **6**: 294, 1847; Flora **31**: 508, 1848].

Notes: This is a valid species name with a description on the label of Klotzschii Herb. Viv. Mycol. 1162 (fig. 64). *Sphaeronaema sorbi* (Wahlenb.) Sacc., Syll. Fung. 3: 186, 1884, is a homonym (nom. illeg., Art. 53.1).

**1162. Sphaeronaema Sorbi** L<sup>SCH.</sup> M<sup>SPT.</sup>  
Peritheciis epiphyllis subrotundis aurantiis gregariis, sporis  
oblongis.  
In foliis Sorbi aucupariae ad Driesen. L<sup>SCH.</sup>

Fig. 64

*Sporocadus rosicola* Rabenh. [as “*rosaecola*”], Klotzschii Herb. Viv. Mycol., Cent. 12: no. 1166, 1847 [and Bot. Zeitung 6: 294, 1847; Flora 31: 508, 1848].

Notes: This is a valid species name with a description on the label of Klotzschii Herb. Viv. Mycol. 1166 (fig. 65).

**1166. Sporocadus rosaecola** R<sup>ABENH.</sup> M<sup>SPT.</sup>  
Sporis ellipticis-triseptatis!  
Ad Rosarum ramulos pr. Leipzig. A<sup>UERSWALD.</sup>

Fig. 65

*Coniothecium tiliae* Lasch, in Rabenh., Klotzschii Herb. Viv. Mycol., Cent. 12: no. 1170, 1847 [and Bot. Zeitung 6: 294, 1847; Flora 31: 508, 1848].

Notes: This is a valid species name with a description on the label of Klotzschii Herb. Viv. Mycol. 1170 (fig. 66). At the beginning of Cent. 13 (in its original bound book form), Rabenhorst added a label “Verwahrung. 1170. *Coniothecium Tiliae* Lasch” noting that most duplicates of this number probably only contain “*Cladosporium fumago* (*Fumago vagans* Pers.)” [probably referring to *Cladosporium herbarum*].

**1170. Coniothecium Tiliae** L<sup>SCH.</sup>  
Spor. subrotundis atro-viridibus.  
Ad Driesen. L<sup>SCH.</sup>

Fig. 66

*Aecidium falcaricae* var. *sii-latifolii* Rabenh., Rabenh., Klotzschii Herb. Viv. Mycol., Cent. 12: no. 1176, 1847 [and Bot. Zeitung 6: 294, 1847; Flora 31: 508, 1848], nom. nud.

*Aecidium berberidis* var. *frutigenum* Lasch, in Rabenh., Rabenh., Klotzschii Herb. Viv. Mycol., Cent. 12: no. 1177, 1847 [and Bot. Zeitung 6: 294, 1847; Flora 31: 508, 1848], nom. nud.

*Aecidium asparagi* Lasch, in Rabenh., Rabenh., Klotzschii Herb. Viv. Mycol., Cent. 12: no. 1179, 1847 [and Bot. Zeitung 6: 294, 1847; Flora 31: 508, 1848].

= *Puccinia asparagi* DC., in Lamarck & de Candolle, Fl. franç., Edn 3 (Paris) 2: 595, 1805.

Notes: This is a valid species name with a description on the label Klotzschii Herb. Viv. Mycol. 1179 (fig. 67).

**1179. Aecidium Asparagi** L<sup>SCH.</sup>  
Acervis subrotundis, margine recto inaequaliter dentato, sporis  
globosis flavo-aurantiis.  
Ad caules Asp. off. pr. Driesen. L<sup>SCH.</sup>

Fig. 67

*Uredo asparagi* Lasch, in Rabenh., Rabenh., Klotzschii Herb. Viv. Mycol., Cent. 12: no. 1180, 1847 [and Bot. Zeitung 6: 294, 1847; Flora 31: 508, 1848].

= *Puccinia asparagi* DC., in Lamarck & de Candolle, Fl. franç., Edn 3 (Paris) 2: 595, 1805..

Notes: This is a valid species name with a description on the label of Klotzschii Herb. Viv. Mycol. 1180 (fig. 68).

**1180. Uredo Asparagi** LASCH.  
Sporae subfusco-flavae subrotundae v. ovoideae.  
Ad Driesen. LASCH.

Fig. 68

*Uredo adoxae* Auersw., in Rabenh., Rabenh., Klotzschii Herb. Viv. Mycol., Cent. 12: no. 1197, 1847 [and Bot. Zeitung 6: 294, 1847; Flora 31: 508, 1848], nom. nud.

= *Puccinia adoxae* R. Hedw., in Lamarck & de Candolle, Fl. franç., Edn 3 (Paris) 2: 220, 1805.

*Uredo candida* Schumach. var. *filaginis* Rabenh., Rabenh., Klotzschii Herb. Viv. Mycol., Cent. 12: no. 1198, 1847 [and Bot. Zeitung 6: 294, 1847; Flora 31: 508, 1848], nom. nud.

= *Pustula tragopogonis* (Pers.) Thines, Mycotaxon 92: 455, 2005.

*Uredo digitariae* Rabenh., Klotzschii Herb. Viv. Mycol., Cent. 12: no. 1199, 1847 [and Bot. Zeitung 6: 294, 1847; Flora 31: 508, 1848], nom. illeg. (Art. 53.1), non Kunze, 1830.

### Cent. 13

*Agaricus limbatus* Lasch, in Rabenh., Klotzschii Herb. Viv. Mycol., Cent. 13: no. 1203, 1849 [and Bot. Zeitung 7: 293, 1849; Flora 32: 85, 1849], nom. illeg. (Art. 53.3).

Notes: This name was published with a description on the label of Klotzschii Herb. Viv. Mycol. 1203, but it is a nom. illeg. (homonym of *A. limbatus* Bull., 1792).

*Clavaria albidula* Lasch, in Rabenh., Klotzschii Herb. Viv. Mycol., Cent. 13: no. 1219, 1849 [and Bot. Zeitung 7: 293, 1849; Flora 32: 86, 1849], nom. nud.

*Clavaria flexuosa* Lasch, in Rabenh., Klotzschii Herb. Viv. Mycol., Cent. 13: no. 1220, 1849 [and Bot. Zeitung 7: 293, 1849; Flora 32: 86, 1849], nom. nud.

*Typhula laschii* Rabenh., Klotzschii Herb. Viv. Mycol., Cent. 13: no. 1221, 1849 [and Bot. Zeitung 7: 293, 1849; Flora 32: 86, 1849].

Notes: This name was published with a description on the label of Klotzschii Herb. Viv. Mycol. 1221 (fig. 69). Index fungorum listed this name as synonym of *Typhula variabilis* Riess, Monograph of *Clavaria* and Allied Genera (London): 687, 1850. However, *Typhula laschii* is a valid name, published in 1849, and has priority.

**1221. Typhula Laschii** RABENH. Mspt.  
T. simplex albida subfuscescens pruinosa, clavula tenui-cylindrica,  
stipite filiformi e pruinoso glabrescente, tuberculo subcompresso  
rugoso nigrescente.  
T. placorrhizae proxima, diff. basidiorum forma et structura  
atque sporis.  
Ad Driesen. LASCH.

Fig. 69

*Bulgaria agaves* Rabenh., Klotzschii Herb. Viv. Mycol., Cent. 13: no. 1223, 1849 [and Bot. Zeitung 7: 293, 1849; Flora 32: 86, 1849], nom. nud.

*Peziza floccosa* Lasch, in Rabenh., Klotzschii Herb. Viv. Mycol., Cent. 13: no. 1225, 1849 [and Bot. Zeitung 7: 293, 1849; Flora 32: 86, 1849], nom. illeg. (Art. 53.1), non Batsch, 1780.

≡ *Trichopeziza floccosa* Sacc. [as "(Lasch.) Sacc."], Syll. Fung. 8: 426, 1889.

≡ *Cyphella floccosa* (Sacc.) Jaap, Fung. Sel. Exs.: no. 584, 1912.

Notes: This name was published with a description on the label of Klotzschii Herb. Viv. Mycol., Cent. 13: no. 1225 (fig. 70), but it is a homonym of *P. floccosa* Batsch, 1780.



Fig. 70

*Sclerotium rhizodes* Auersw., in Rabenh., Klotzschii Herb. Viv. Mycol., Cent. 13: no. 1232, 1849 [and Bot. Zeitung 7: 294, 1849; Flora 32: 86, 1849].

≡ *Ceratorhiza rhizodes* (Auersw.) Z.H. Xu, T.C. Harr., M.L. Gleason & Batzer, Mycologia 102(2): 340, 2010.

Notes: This is a valid name with a description on the label of Klotzschii Herb. Viv. Mycol. 1232 (fig. 71).

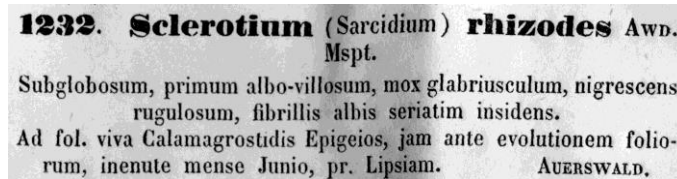


Fig. 71

*Sclerotium brassicae* Pers. var. *georginae* Lasch, in Rabenh., Klotzschii Herb. Viv. Mycol., Cent. 13: no. 1233, 1849 [and Bot. Zeitung 7: 294, 1849; Flora 32: 86, 1849], nom. nud.

*Sclerotium aurantiacum* Lasch, in Rabenh., Klotzschii Herb. Viv. Mycol., Cent. 13: no. 1234, 1849 [and Bot. Zeitung 7: 294, 1849; Flora 32: 86, 1849], nom. nud.

*Excipula stelleriae* Lasch, in Rabenh., Klotzschii Herb. Viv. Mycol., Cent. 13: no. 1235, 1849 [and Bot. Zeitung 7: 294, 1849; Flora 32: 86, 1849].

Notes: This is a valid name with a description on the label of Klotzschii Herb. Viv. Mycol. 1235 (fig. 72).



Fig. 72

*Sphaeria pteleae* Rabenh., Klotzschii Herb. Viv. Mycol., Cent. 13: no. 1238, 1849 [and Bot. Zeitung 7: 294, 1849; Flora 32: 86, 1849], nom. nud.

*Sphaeria coluteae* Rabenh., Klotzschii Herb. Viv. Mycol., Cent. 13: no. 1239, 1849 [and Bot. Zeitung 7: 294, 1849; Flora 32: 86, 1849], nom. nud.

≡ *Cucurbitaria coluteae* Auersw. [as "(Rabenh.) Auersw."], in Fuckel, Jahrb. Nassauischen Vereins Naturk. 23-24: 390, 1870, nom. nud.

≡ *Cucurbitaria coluteae* Auersw. ex Rehm, Hedwigia 21: 82, 1882.

Notes: Rehm (1882) added a description and validated the name *Cucurbitaria coluteae*.

*Sphaeria praemorsa* Lasch, in Rabenh., Klotzschii Herb. Viv. Mycol., Cent. 13: no. 1249, 1849 [and Bot. Zeitung 7: 294, 1849; Flora 32: 86, 1849], nom. nud.

≡ *Lophiostoma praemorsum* Fuckel [as "(Lasch) Fuckel"], Jahrb. Nassauischen Vereins Naturk. 23-24: 157, 1870.

≡ *Lophiotrema praemorsum* (Fuckel) Sacc., Michelia 1(3): 338, 1878.

= *Lophiostoma macrostomum* (Tode) Ces. & De Not., Symbolae mycologicae: 7, 1870.

Notes: This species was validated by Fuckel (l.c.) who added a description.

*Sphaeria fragariae* Lasch, in Rabenh., Klotzschii Herb. Viv. Mycol., Cent. 13: no. 1250, 1849 [and Bot. Zeitung 7: 294, 1849; Flora 32: 86, 1849], nom. illeg. (Art. 53.1), non Schwein. 1832.

Notes: This species was published with a brief description on the label of Klotzschii Herb. Viv. Mycol. 1250 ["*Ostiolis elongatis*"] (fig. 73).

**1250. Sphaeria Fragariae** LASCH. Mspt.  
*Ostiolis elongatis!*  
 In fol. Frag. collinae ad Driesen.

Fig. 73

*Sphaeria mercurialis* Lasch, in Rabenh., Klotzschii Herb. Viv. Mycol., Cent. 13: no. 1251, 1849 [and Bot. Zeitung 7: 294, 1849; Flora 32: 86, 1849], nom. nud.

*Depazea lyciicola* Lasch, in Rabenh., Klotzschii Herb. Viv. Mycol., Cent. 13: no. 1252, 1849 [and Bot. Zeitung 7: 294, 1849; Flora 32: 86, 1849], nom. nud.

Notes: Keissler (1922: 16) examined type material of *Depazea lyciicola* and reduced this name to synonymy with *Ascochyta lycii* (Desm.) Höhn. However, the latter species, based on *Phyllosticta destructiva* var. *lycii* Desm., is a synonym of *Phoma exigua* (van der Aa & Vanev 2002: 185). Keissler (l.c.) observed septate conidia, which is rather in favour of *Ascochyta lycii* Sacc., E. Bommer & M. Rousseau, Bull. Soc. Roy. Bot. Belgique 26 (1. Mémoires): 220, 1887, a species reduced to synonymy with *Ascochyta daturae* Sacc. (Mel'nik 1977).

*Ascochyta scabiosae* Rabenh., Klotzschii Herb. Viv. Mycol., Cent. 13: no. 1253, 1849 [and Bot. Zeitung 7: 294, 1849; Flora 32: 86, 1849].

= *Septoria scabiosicola* Desm., Ann. Sci. Nat., Bot., Sér. 3, 20: 96, 1853 (according to Mel'nik 1977).

Notes: This species was published with brief a description on the label of Klotzschii Herb. Viv. Mycol. 1253 ["*Cirrh. incarnatis hyalinis!*"] (fig. 74).

**1253. Ascochyta Scabiosae** RABENH. Mspt.  
*Cirrh. incarnatis hyalinis!*  
 In fol. Scabiosae ad Dresden.

Fig. 74

*Ascochyta galii* Lasch, in Rabenh., Klotzschii Herb. Viv. Mycol., Cent. 13: no. 1254, 1849 [and Bot. Zeitung 7: 294, 1849; Flora 32: 86, 1849], nom. nud.

*Ascochyta robiniae* Lasch, in Rabenh., Klotzschii Herb. Viv. Mycol., Cent. 13: no. 1255, 1849 [and Bot. Zeitung 7: 294, 1849; Flora 32: 86, 1849], nom. nud.

= *Phloespora robiniae* (Lib.) Höhn., Ann. Mycol. 3(4): 333, 1905 (according to Mel'nik 1977).

*Ascochyta silenes* Lasch, in Rabenh., Klotzschii Herb. Viv. Mycol., Cent. 13: no. 1256, 1849 [and Bot. Zeitung 7: 294, 1849; Flora 32: 86, 1849], nom. nud.

*Ascochyta umbelliferarum* [var. *chaerophylli*] Lasch, in Rabenh., Klotzschii Herb. Viv. Mycol., Cent. 13: no. 1257, 1849 [and Bot. Zeitung 7: 294, 1849; Flora 32: 86, 1849].

Notes: This is a valid species name published with a brief description on the label of Klotzschii Herb. Viv. Mycol. 1257 ("*Cirrh. subincarnatis!*"), see fig. 75. Mel'nik (1977) classified this species as "? *Septoria anthrisci* Pass. & Brunaud".

**1257. Ascochyta Umbelliferarum.**  
 var. *Chaerophylli.*  
*Cirrh. subincarnatis!*  
 In foliis Chaerophylli ad Driesen. LASCH.

Fig. 75

*Hysterium samararum* Lasch, in Rabenh., Klotzschii Herb. Viv. Mycol., Cent. 13: no. 1259, 1849 [and Bot. Zeitung 7: 294, 1849; Flora 32: 86, 1849], nom. nud.

*Graphium ramosum* Preuss, in Rabenh., Klotzschii Herb. Viv. Mycol., Cent. 13: no. 1263, 1849 [and Bot. Zeitung 7: 294, 1849; Flora 32: 86, 1849].

Notes: This is a valid species name published with a description on the label of Klotzschii Herb. Viv. Mycol. 1263 (fig. 76).

**1263. Graphium ramosum** PR.  
Acervulis minutissimis punctiformibus nigris epi- et entoxylinis, stipite lignum penetrante erecto apice pallido albido simplici saepe ramoso, ramulis aut floccosis aut penicillatim divisis capitulum ovatum formantibus, sporis ovoideis albis.  
In ligno Pini sylvestr. exeso. Hoyerswerda. PREUSS.

Fig. 76

*Tubercularia confluens* Pers. var. *juglandis* Lasch, in Rabenh., Klotzschii Herb. Viv. Mycol., Cent. 13: no. 1264, 1849 [and Bot. Zeitung 7: 294, 1849; Flora 32: 87, 1849], nom. nud.

*Torula heterospora* Rabenh., Klotzschii Herb. Viv. Mycol., Cent. 13: no. 1268, 1849 [and Bot. Zeitung 7: 294, 1849; Flora 32: 87, 1849].

Notes: This is a valid species name published with a description on the label of Klotzschii Herb. Viv. Mycol. 1268 (fig. 77). Therefore, the following name is a younger homonym of *Torula heterospora* Rabenh.: *Torula heterospora* Westend., Bull. Séances Cl. Sci. Acad. Roy. Sci. Belgique 21: 239, 1854, nom. illeg. (Art. 53.1).

[<https://www.biodiversitylibrary.org/page/36937766#page/833/mode/1up>].

**1268. Torula heterospora** RABENH. Mspt.  
T. catenis pedunculatis atris, pedunculis deorsum attenuatis septatis subvirescentibus, sporis globosis ellipticis interpositis olivaceis semipellucidis guttulis oleosis saepe farctis.  
Torulae reptanti CORDA I. T. II. F. 137. proxima!  
Ad ramos emortuos Pyri communi pr. Schwerin. FIEDLER.

Fig. 77

*Nodulisporium* Preuss, in Rabenh., Klotzschii Herb. Viv. Mycol., Cent. 13: no. 1272, 1849 [and Bot. Zeitung 7: 294, 1849; Flora 32: 87, 1849].

Notes: This is a valid genus name published with a description on the label of Klotzschii Herb. Viv. Mycol. 1272 (fig. 78).

**Nodulisporium** nov. gen.  
Flocci erecti, septati irregulariter ramosi; noduli verrucosi apice subcapitati seu laterales; sporis simplicibus verrucis innatis dein deciduis et hylo instructis. Hyphasma effusum.  
**1272. Nodulisporium ocheraceum** PREUSS.  
Acervulis late expansis sublanuginosis ocheraceis; floccis septatis, laxis ramosis apice incrassato verrucosis, sporidiferis; sporis ovatis ocheraceis; episporio hyalino hasi hylo instructo.  
Habitat in truncis Betulae putrescentibus. PREUSS.

Fig. 78

*Nodulisporium ochraceum* Preuss (as "*ocheraceum*"), in Rabenh., Klotzschii Herb. Viv. Mycol., Cent. 13: no. 1272, 1849 [and Bot. Zeitung 7: 294, 1849; Flora 32: 87, 1849].

= *Hypoxylon fragiforme* (Pers.) J. Kickx f., Fl. crypt. Louvain (Bruxelles): 116, 1835.

Notes: This is a valid species name published with a description on the label of Klotzschii Herb. Viv. Mycol. 1272 (fig. 78).

*Acrostalagmus herbarum* Preuss, in Rabenh., Klotzschii Herb. Viv. Mycol., Cent. 13: no. 1277, 1849 [and Bot. Zeitung 7: 295, 1849; Flora 32: 87, 1849], nom. nud.

≡ *Acrostalagmus herbarum* Preuss, Linnaea 24: 125, 1851.

Notes: Validly published by Preuss (1851).



*Acrostalagmus geniculatus* Preuss, in Rabenh., Klotzschii Herb. Viv. Mycol., Cent. 13: no. 1278, 1849 [and Bot. Zeitung 7: 295, 1849; Flora 32: 87, 1849].

Notes: This is a valid species name published with a description on the label of Klotzschii Herb. Viv. Mycol. 1278 (fig. 51).

**1278. Acrostalagmus geniculatus** PR.  
 Caespitibus effusis tenuibus nigris; hyphopodio ramoso late repente, septato fusco; stipite erecto fusco-pellucido, in apicem alternatim incrassato, rarius ramuloso, septato, apice capituli-formi, globulis sporarum globosis albis; sporis oblongis albis.  
 Habitat in lignis Alni „Pinfä“ pr. Hoyerswerda.

Fig. 51

*Penicillium finitimum* Preuss, in Rabenh., Klotzschii Herb. Viv. Mycol., Cent. 13: no. 1280, 1849 [and Bot. Zeitung 7: 295, 1849; Flora 32: 87, 1849].

≡ *Haplographium finitimum* (Preuss) Sacc., Syll. Fung. 4: 307, 1886.

Notes: This is a valid species name published with a description on the label of Klotzschii Herb. Viv. Mycol. 1278 (fig. 52). According to Houbraken & Samson (2011), probably belonging to *Thysanophora*.

**1280. Penicillium finitimum** PR.  
 Caespitibus late expansis tenuibus atro-olivaceis, hyphopodio stratoso subatro, floccis erectis septatis inferne intense atro-fuscis superne dilute fuscis ramoso-ramulosis, ramis non septatis subverticillato-patentibus capitulum formantibus, catenis sporarum flavo-virentibus, spor. primum ovoideis demum rotundatis, hylo minuto basilari instructis.  
 In ramis excorticatis quercinis dejectis et in Pini sylvestr. foliis putrescentibus pr. Hoyerswerda. PREUSS.

Fig. 52

*Plenodomus sclerotioides* Preuss, in Rabenh., Klotzschii Herb. Viv. Mycol., Cent. 13: no. 1281, 1849 [and Bot. Zeitung 7: 295, 1849; Flora 32: 87, 1849], nom. nud.

≡ *Phoma sclerotioides* Sacc. [as “(Preuss) Sacc.”], Bull. Soc. Bot. Belg. 31(2): 230, 1893.

≡ *Leptosphaeria sclerotioides* (Sacc.) Gruyter, Aveskamp & Verkley, in Gruyter, Woudenberg, Aveskamp, Verkley, Groenewald & Crous, Stud. Mycol. 75: 19, 2012.

Notes: This species was validly published as *Phoma sclerotioides* by Saccaro (1993).

*Plenodomus rabenhorstii* Preuss, in Rabenh., Klotzschii Herb. Viv. Mycol., Cent. 13: no. 1282, 1849 [and Bot. Zeitung 7: 295, 1849; Flora 32: 87, 1849], nom. nud.

≡ *Plenodomus rabenhorstii* Preuss, Linnaea 24: 145, 1851.

Notes: Validly published by Preuss (1851).

*Coryneum caudatum* Preuss, in Rabenh., Klotzschii Herb. Viv. Mycol., Cent. 13: no. 1283, 1849 [and Bot. Zeitung 7: 295, 1849; Flora 32: 87, 1849], nom. nud.

*Alternaria chartarum* Preuss, Bot. Zeitung 6: 412, 1848.

Notes: Description repeated in Rabenh., Klotzschii Herb. Viv. Mycol., Cent. 13: no. 1284, 1849 [and Bot. Zeitung 7: 295, 1849; Flora 32: 87, 1849], later isonyms (fig. 53).

**1284. Alternaria chartarum** PR.  
 Late effusa primum fusca dein atra, floccis repentibus adscendentibus v. erectis ramosis septatis irregulariter pedicellatisve, sporis fuscis atris s. olivaceis rotundis oblongisque supra in colium attenuatis tum concatenatis cellulosis. (Bot. Zeit. 1848. No. 22.)  
 In charta venata muscarum. Hoyerswerda. PREUSS.

Fig. 53

*Synsporium* Preuss, in Rabenh., Klotzschii Herb. Viv. Mycol., Cent. 13: no. 1285, 1849 [and Bot. Zeitung 7: 295, 1849; Flora 32: 88, 1849].

= *Stachybotrys* Corda, Icon. fung. (Prague) 1: 21, 1837.

Notes: This is a valid genus name published with a description on the label of Klotzschii Herb. Viv. Mycol. 1285 (fig. 54).

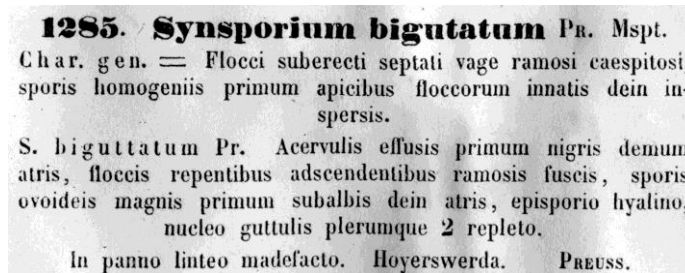


Fig. 54

*Synsporium biguttatum* Preuss, in Rabenh., Klotzschii Herb. Viv. Mycol., Cent. 13: no. 1285, 1849 [and Bot. Zeitung 7: 295, 1849; Flora 32: 88, 1849].

= *Stachybotrys chartarum* (Ehrenb.) S. Hughes, Canad. J. Bot. 36: 812, 1958.

Notes: This is a valid species name published with a description on the label of Klotzschii Herb. Viv. Mycol. 1285 (fig. 54).

*Phragmidium granulatum* Rabenh., Klotzschii Herb. Viv. Mycol., Cent. 13: no. 1288, 1849 [and Bot. Zeitung 7: 295, 1849; Flora 32: 88, 1849].

Notes: This is a valid species name published with a description on the label of Klotzschii Herb. Viv. Mycol. 1288 (fig. 55).

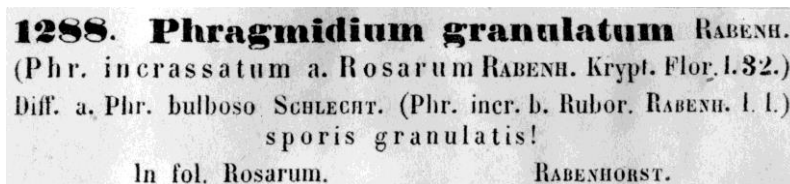


Fig. 55

*Aecidium cichoracearum* var. *tragopogonis* Rabenh., Klotzschii Herb. Viv. Mycol., Cent. 13: no. 1291, 1849 [and Bot. Zeitung 7: 295, 1849; Flora 32: 88, 1849], nom. nud.

*Septotrichum coluteae* Rabenh., Klotzschii Herb. Viv. Mycol., Cent. 13: no. 1293, 1849 [and Bot. Zeitung 7: 295, 1849; Flora 32: 88, 1849].

Notes: This is a valid species name published with a description on the label of Klotzschii Herb. Viv. Mycol. 1293 (fig. 56).

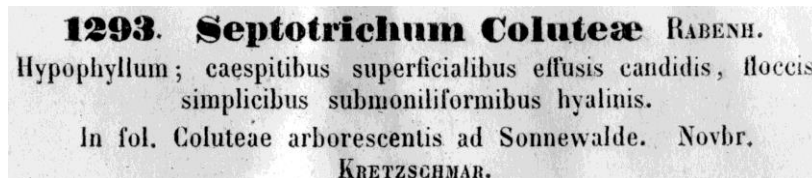


Fig. 56

*Uredo sororia* Lasch, in Rabenh., Klotzschii Herb. Viv. Mycol., Cent. 13: no. 1294, 1849 [and Bot. Zeitung 7: 296, 1849; Flora 32: 88, 1849].

= *Uromyces rumicis* (Schumach.) G. Winter, in Rabenhorst's Krypt.-Fl., Pilze 1(1): 145, 1881.

Notes: This is a valid species name published with a description on the label of Klotzschii Herb. Viv. Mycol. 1294 (fig. 57). Type material has been examined. It contains teliospores.

**1294. Uredo sororia** LASCH. Mspt.

U. sporis nigro-brunneis subrotundis v. obovatis breviter pedicellatis.

In fol. Rumic. Hydrolap., saepius una c. Uredine Rumicum, Driesen.

Fig. 57

*Uredo clavigera* Lasch, in Rabenh., Klotzschii Herb. Viv. Mycol., Cent. 13: no. 1295, 1849 [and Bot. Zeitung 7: 296, 1849; Flora 32: 88, 1849].

= *Uromyces polygoni-avicularis* (Pers.) G.H. Othh, Mitt. Naturf. Ges. Bern 531-552: 87, [1863] 1864.

Notes: This is a valid species name published with a description on the label of Klotzschii Herb. Viv. Mycol. 1295 (fig. 58).

**1295. Uredo clavigera** LASCH.

U. saturate-brunnea, sporis clavatis!

(c. Uredine Polygonorum!)

In Polygono aviculare ad Driesen.

Fig. 58

*Uredo caryophyllacearum* var. *lychnidis-dioicae* Rabenh., Klotzschii Herb. Viv. Mycol., Cent. 13: no. 1298, 1849 [and Bot. Zeitung 7: 296, 1849; Flora 32: 88, 1849], nom. nud.

**Cent. 14**

*Agaricus arenarius* Lasch, in Rabenh., Klotzschii Herb. Viv. Mycol., Cent. 14: no. 1310, 1850 [and Bot. Zeitung 8: 438, 1850; Flora 33: 282, 1850], nom. illeg. (Art. 53.1), non *A. arenarius* DC., 1815.

Notes: Published with a description on the label (fig. 59), but an illegitimate younger homonym.

**1310. Ag. arenarius** m. (Ag. striatulo proxim.)

incano-pallidus, pileo subsulcato leviter tomentoso, lamellis distant. crassis latis, stipite nullo v. brevissimo albo floccoso, sporis alutaceis. ♣

Ad terram arenosam, passimque ad quisquil, minores prope Driesen.  
LASCH.

Fig. 59

*Hydnum serpens* Lasch (as “*Hydrum*”), in Rabenh., Klotzschii Herb. Viv. Mycol., Cent. 14: no. 1311, 1850 [and Bot. Zeitung 8: 438, 1850; Flora 33: 282, 1850].

= *Kavinia himantia* (Schwein.) J. Erikss., Symb. Bot. Upsal. 16(1): 160, 1958.

Notes: This is a valid species name published with a description on the label of Klotzschii Herb. Viv. Mycol. 1311 (fig. 60).

**1311. Hydnum serpens** m.

Subiculo floccoso, fibris crassis albis repentibus, aculeis subfasciculatis teretibus elongatis obtusiusculis pallide fuscescentibus pendulis.

In cortice Ulmi et inter muscos prope Driesen, LASCH.

Fig. 60

*Peziza absinthii* Lasch (as “*absynthii*”), in Rabenh., Klotzschii Herb. Viv. Mycol., Cent. 14: no. 1317, 1850 [and Bot. Zeitung 8: 438, 1850; Flora 33: 282, 1850].

≡ *Pyrenopeziza absinthii* (Lasch) Rehm, Rabenh. Krypt.-Fl., Edn 2 (Leipzig) 1.3(Lief. 37): 625, [1896] 1892.

Notes: This is a valid species name published with a description on the label of Klotzschii Herb. Viv. Mycol. 1317 (fig. 61).

**1317. *Peziza Absynthii* m.**

Ex flavido-fuscescens, sessilis, subrotunda ruguloso-fibrillosa  
· margine inflexo albido-fimbriata, disco dilutior flavido.  
In caul. emort. Absynthii prope Driesen. LASCH.

Fig. 61

*Sclerotium vitis* Auersw., in Rabenh., Klotzschii Herb. Viv. Mycol., Cent. 14: no. 1319, 1850 [and Bot. Zeitung 8: 438, 1850; Flora 33: 282, 1850], nom. nud.

*Sclerotium perpusillum* Lasch, in Rabenh., Klotzschii Herb. Viv. Mycol., Cent. 14: no. 1320, 1850 [and Bot. Zeitung 8: 438, 1850; Flora 33: 282, 1850].

Notes: This is a valid species name published with a description on the label of Klotzschii Herb. Viv. Mycol. 1320 (fig. 62).

**1320. *Sclerotium perpusillum* LASCH Mspt.**

S. subrotundum v. inaequale lacunosum e subtomentoso-glabrescens extus intusque subfulvum.  
Inter quisquillas silvestres prope Driesen. LASCH.

Fig. 62

*Sphaeria viciae* Lasch, in Rabenh., Klotzschii Herb. Viv. Mycol., Cent. 14: no. 1333, 1850 [and Bot. Zeitung 8: 439, 1850; Flora 33: 282, 1850], nom. nud.

*Sphaeria culmifraga* var. *foliicola* Lasch, in Rabenh., Klotzschii Herb. Viv. Mycol., Cent. 14: no. 1339, 1850 [and Bot. Zeitung 8: 439, 1850; Flora 33: 282, 1850], nom. nud.

*Sphaeria ammophilae* Lasch, in Rabenh., Klotzschii Herb. Viv. Mycol., Cent. 14: no. 1340, 1850 [and Bot. Zeitung 8: 439, 1850; Flora 33: 282, 1850].

≡ *Amarenomyces ammophilae* (Lasch) O.E. Erikss., Opera Bot. 60: 124, 1981.

Notes: This is a valid species name published with a description on the label of Klotzschii Herb. Viv. Mycol. 1340 (fig. 63).

**1340. *Sphaeria Ammophilae* LASCH.**

S. ascis 8-sporis, spor. oblongis triseptatis.  
In foliis Ammophilae arenariae pr. Driesen.

Fig. 63

*Ascochyta sii* Lasch, in Rabenh., Klotzschii Herb. Viv. Mycol., Cent. 14: no. 1353, 1850 [and Bot. Zeitung 8: 439, 1850; Flora 33: 282, 1850].

≡ *Septoria sii* (Lasch) Roberge & Desm., Ann. Sci. Nat., Bot., Sér. 3, 20: 92, 1853.

Notes: This is a valid species name published with a brief description on the label of Klotzschii Herb. Viv. Mycol. 1353 (fig. 64). *Septoria sii* has to be cited as combination based on *Ascochyta sii* (the later name is valid and was cited by Roberge and Desmazières as basionym).

**1353. *Ascochyta Sii* LASCH Mspt.**

Cirrhis albis, tenuissimis!  
Ad fol. Sii latifol. pr. Driesen.

Fig. 64

*Ascochyta viburni* Lasch, in Rabenh., Klotzschii Herb. Viv. Mycol., Cent. 14: no. 1354, 1850 [and Bot. Zeitung 8: 439, 1850; Flora 33: 282, 1850], nom. nud.

*Ascochyta teucrii* Lasch, in Rabenh., Klotzschii Herb. Viv. Mycol., Cent. 14: no. 1355, 1850 [and Bot. Zeitung 8: 439, 1850; Flora 33: 282, 1850].

Notes: This is a valid species name published with a brief description on the label of Klotzschii Herb. Viv. Mycol. 1355 (fig. 65). According to Mel'nik (1977), this species does not belong to *Ascochyta* (affinity unclear).

**1355. *Ascochyta Teucris* LASCH Mspt.**  
 Cirrhis albis! Ascis elongatis!  
 In fol. T. Scordii pr. Driesen.

Fig. 65

*Depazea agrimoniae* Lasch, in Rabenh., Klotzschii Herb. Viv. Mycol., Cent. 14: no. 1356, 1850 [and Bot. Zeitung **8**: 439, 1850; Flora **33**: 283, 1850], nom. nud.

≡ *Phyllosticta agrimoniae* (Lasch) Allesch. ex Died., Krypt.-Fl. Brandenburg (Leipzig) **9**: 19, 1912.

Notes: According to van der Aa & Vanev (2002), type material of this species contains pycnidia of two species, viz., an *Asteromella* stage probably belonging to *Mycosphaerella agrimoniae* Syd. & P. Syd. and a *Septoria* (cf. *agrimoniae-eupatoriae* E. Bommer & Rousseau). Diedicke (l.c.) confined this species to the first element and validated it as *Phyllosticta agrimoniae*.

*Sporidesmium vulgare* Auersw., in Rabenh., Klotzschii Herb. Viv. Mycol., Cent. 14: no. 1361, 1850 [and Bot. Zeitung **8**: 439, 1850; Flora **33**: 283, 1850], nom. nov.

≡ *Stilbospora pyriformis* Hoffm. [as “*piriformis*”], Deutschl. Fl., Zweiter Theil (Erlangen): tab. 13, fig. 2, [1795] 1796, non *Sporidesmium pyriforme* Corda, 1837.

≡ *Stegonosporium pyriforme* (Hoffm.) Corda, Icon. fung. (Prague) **3**: 23, 1839.

= *Prosthecium pyriforme* Jaklitsch & Voglmayr, Mycol. Res. **112**(8): 898, 2008.

Notes: This name was published with a description on the label of Klotzschii Herb. Viv. Mycol. 1361 (fig. 66). However, Auerswald (l.c.) cited *Stegonosporium pyriforme* as synonym. Since the epithet “*pyriforme*” was already blocked under *Sporidesmium*, Auerswald’s name has to be considered a new name (nom. nov.) based on *Stilbospora pyriformis*.

**1361. *Sporidesmium vulgare* AWD.**  
 (*Stegonosporium pyriforme* CORDA.)  
 Ad ramulos acerinos pr. Leipzig.  
 Diff. a Sp. celluloso herb. mycol. N. 189. spor. fuscis, obovato-pyriformibus, quae in illo olivacea, oblongo-pyriformia. AUERSWALD.

Fig. 66

*Sporidesmium vagum* var. *robustum* Preuss, in Rabenh., Klotzschii Herb. Viv. Mycol., Cent. 14: no. 1362, 1850 [and Bot. Zeitung **8**: 439, 1850; Flora **33**: 283, 1850], nom. nud.

*Helminthosporium septosporium* Preuss, in Rabenh., Klotzschii Herb. Viv. Mycol., Cent. 14: no. 1371, 1850 [and Bot. Zeitung **8**: 439, 1850; Flora **33**: 283, 1850], nom. nud.

*Acrostalagmus cylindrosporus* Preuss, in Rabenh., Klotzschii Herb. Viv. Mycol., Cent. 14: no. 1380, 1850 [and Bot. Zeitung **8**: 439, 1850; Flora **33**: 283, 1850], nom. nud.

*Fusidium inaequale* Auersw., in Rabenh., Klotzschii Herb. Viv. Mycol., Cent. 14: no. 1383, 1850 [and Bot. Zeitung **8**: 439, 1850; Flora **33**: 283, 1850], non *Ramularia inequalis* (Preuss) U. Braun, 1998, **syn. nov.**

= *Fusidium roseum* Fuckel, Fungi Rhen. Exs., Fasc. III, no. 219, 1863.

≡ *Ramularia rosea* (Fuckel) Sacc., Fungi ital. del., Tab. 1001, 1881.

Notes: This is a valid species name published with a description on the label of Klotzschii Herb. Viv. Mycol. 1383 (fig. 67). *F. inaequale*, described from Germany on *Salix triandra* (= *S. amygdalia*), is conspecific with *Ramularia rosea* (type material re-examined). *Fusidium inaequale* is the oldest name for this species, but the epithet “*inequalis*” is blocked in *Ramularia* by *R. inequalis* (Preuss) U. Braun.

**1383. Fusidium inaequale** AWD.

F. spor. roseis hyalinis polymorphis (oblongis, fusiformibus et linearibus) 1—5-septatis vel integris utrinque rotundatis.  
Long. sp. 0,0028—0,0067.

Ad fol. Salicis amygdalinae Perisporium salicinum obtegens. Autumno, pr. Leipzig. AUERSWALD.

Fig. 67

*Phragmidium effusum* Auersw., in Rabenh., Klotzschii Herb. Viv. Mycol., Cent. 14: no. 1391, 1850 [and Bot. Zeitung 8: 440, 1850; Flora 33: 283, 1850].

= *Phragmidium rubi-idaei* (DC.) P. Karst., Bidr. Känn. Finl. Nat. Folk 31: 52, 1878.

Notes: This is a valid species name published with a description on the label of Klotzschii Herb. Viv. Mycol. 1391 (fig. 68). This species was already reduced to synonymy with *Phragmidium rubi-idaei* in Saccardo (1888: 748).

**1391. Phragmidium effusum** AWD.

Ph. sporidiis 5—8-septatis, apice breviter conicis (non apiculatis, nec papillatis, nec mucronatis), stipite ante basin ventricoso-inflato.

Ad Leipzig. AUERSWALD.

Fig. 68

*Ectostroma plantaginis* Lasch, in Rabenh., Klotzschii Herb. Viv. Mycol., Cent. 14: no. 1393, 1850 [and Bot. Zeitung 8: 440, 1850; Flora 33: 283, 1850], nom. nud.

*Puccinia sertata* Preuss, in J. Sturm, Deutschl. Fl., Abth. III, Die Pilze Deutschlands, Band 6, Heft 25–26: 5, Tab. 3, 1848 [published with reference to the latter work in Rabenh., Klotzschii Herb. Viv. Mycol., Cent. 14: no. 1395, 1850; Bot. Zeitung 8: 439, 1850; Flora 33: 283, 1850, and Linnaea 24: 104, 1851].

= *Puccinia coronata* Corda, Icon. fung. 1: 6, t. 2:96, 1837.

Notes: Reduced to synonymy with *Puccinia coronata* in Saccardo (1888: 623), which could be confirmed (type material re-examined). The first valid description of *P. sertata* dates back to 1848 (see reference above) and was supplemented by an illustration (plate).

*Puccinia glycyrrhizae* Rabenh., Klotzschii Herb. Viv. Mycol., Cent. 14: no. 1396, 1850 [and Bot. Zeitung 8: 440, 1850; Flora 33: 283, 1850].

= *Uromyces glycyrrhizae* (Rabenh.) Magnus, Ber. Deutsch. Bot. Ges. 8: 383, 1890.

Notes: This is a valid species name published with a description on the label of Klotzschii Herb. Viv. Mycol. 1396 (fig. 69).

**1396. Puccinia Glycyrrhizae** RABENH.

In fol. Glycyrrhizae Italiae.

Diff. a P. Leguminosarum Lk. spor. major. verrucosis subumbonatis! L. R.

Fig. 69

*Puccinia herniariae* Lasch, in Rabenh., Klotzschii Herb. Viv. Mycol., Cent. 14: no. 1397, 1850 [and Bot. Zeitung 8: 440, 1850; Flora 33: 283, 1850], nom. nud.

**Cent. 15**

*Marasmius stipulicola* Ces., in Rabenh., Klotzschii Herb. Viv. Mycol., Cent. 15: no. 1402, 1850 [and Bot. Zeitung 9: 178, 1851; Flora 34: 73, 1851], nom. illeg. (Art. 52.1)

Notes: This species name was published with a brief description on the label of Klotzschii Herb. Viv. Mycol. 1402 (fig. 70), but *Agaricus juncicola* was cited as synonym.

**1402. Marasmius stipulicola** CES. Mspt.  
 Numme: **Agaricus juncicola** FR. Ep. 119 idem fungus. — Pileus rufus, ad umbonem depressus, passim explanatus et tunc plicatulus. Lamellae candidae, adtingentes.  
 Vercellis: aestate 1850. Ad folia et culmos exsiccatos graminacearum quarumlibet. CESATI.

Fig. 70

*Erysiphe xanthii* Rabenh., Klotzschii Herb. Viv. Mycol., Cent. 15: no. 1413, 1850 [and Bot. Zeitung 9: 178, 1851; Flora 34: 73, 1851], nom. nud. (non *E. xanthii* Castagne, 1845).  
 = *Podosphaera xanthii* (Castagne) U. Braun & Shishkoff, Schlechtendalia 4: 31, 2000.

*Peziza ebuli* Ces., in Rabenh., Klotzschii Herb. Viv. Mycol., Cent. 15: no. 1424, 1850 [and Bot. Zeitung 9: 179, 1851; Flora 34: 73, 1851].

Notes: This species name was validly published with a description on the label of Klotzschii Herb. Viv. Mycol. 1424 (fig. 71).

**1424. Peziza Ebuli** CESATI Mspt.  
 Vercellis; autumno in hyemem usque. Num P. herbarum forma?  
 Sed vix credo. CESATI.  
 NB. Forma et colore nobilissima et facile distincta species. Conf. herbar. N. 633. L. R.

Fig. 71

*Myropyxis caricicola* Ces., in Rabenh., Klotzschii Herb. Viv. Mycol., Cent. 15: no. 1429, 1850 [and Bot. Zeitung 9: 179, 1851; Flora 34: 73, 1851].

Notes: The name of the genus, *Myropyxis*, and the species, *M. caricicola*, were validly published with a description on the label of Klotzschii Herb. Viv. Mycol. 1429 (fig. 72) [Art. 38.5].

**1429. Myropyxis caricicola** CES. mspt.  
 Myropyxis Gen. n.  
 Conceptaculum cupulare e filis radiantibus contextum, e cujus basi assurgunt hyphae ramosae pertenues, sporidiis copiosissimis et minutissimis obsitae, molem unguinosam ceratum aemulantem efficientes, exsiccando corneam. Num velum primitus adsit, num hyphae etiam e lateribus conceptaculi oriantur? — Totus fungillus in vivo plus minus luteus.  
 Basin foliorum culmorumque caricis paludosae omnino marcescentem incolit. — Ferrara.  
 Vercellis: Sero autumno 1849. CESATI.

Fig. 72

*Thysanopyxis pulchella* Ces., in Rabenh., Klotzschii Herb. Viv. Mycol., Cent. 15: no. 1432, 1850 [and Bot. Zeitung 9: 179, 1851; Flora 34: 73, 1851].

Notes: The name of the genus, *Thysanopyxis*, and the species, *T. pulchella*, were validly published with descriptions on the label of Klotzschii Herb. Viv. Mycol. 1432 (fig. 73).

**1432. Thysanopyxis pulchella** mihi mss.  
 Num Volutella ciliata TODE?  
 Thysanopyxis (Gen. nov.) CES. mss.  
 Conceptaculum, quod vix stroma nuncupare licet, liberum, membranaceum, persistens neque aetate forma v. colore mutabile, velum sporidiorum glebam obtegens mihi manifestum etsi tenuissimum, genus condere suaserunt, quod forsitan in posteris ad familiam propriam constituendum vocabimus cum genere altero = (*Myropyxis* Nov.) = a Tuberculariaceis ad Gostero-mycetes transitum statuentem: illinc Myrothecio, Fusario cincto, ciliato, magisque Ditiolae (sporidiorum gleba in Myropyxide) accedens, hinc autem Aecidiaceis Graphiolae causa.  
 Thysanopyxis pulchella: Myces elegans, candidum, minutum; cupula basi punctiformi matrici insidens, facile detersilis, margine fimbriis mollibus pulchre ciliato. Sporidia minutissima glebulam flavidulam vel rarius carneolam plus minus intumescen-tem et cito diffluentem efficiunt. — Incolit folia jam exesa, praecipue Robiniarum, conglobata. CESATI.

Fig. 73

*Helicotrichum candidum* Preuss, in Rabenh., Klotzschii Herb. Viv. Mycol., Cent. 15: no. 1434, 1850 [and Bot. Zeitung **9**: 179, 1851; Flora **34**: 74, 1851], nom. nud.

≡ *Helicotrichum candidum* Preuss, Linnaea **24**: 111, 1851.

≡ *Helicoma candidum* (Preuss) Linder, Ann. Missouri Bot. Gard. **16**: 316, 1929.

*Crocysporium album* Preuss, in Rabenh., Klotzschii Herb. Viv. Mycol., Cent. 15: no. 1435, 1850 [and Bot. Zeitung **9**: 179, 1851; Flora **33**: 74, 1851], nom. nud.

≡ *Crocysporium album* Preuss, Linnaea **24**: 148, 1851.

*Menispora ciliata* var. *rotundata* Preuss, in Rabenh., Klotzschii Herb. Viv. Mycol., Cent. 15: no. 1436, 1850 [and Bot. Zeitung **9**: 179, 1851; Flora **34**: 74, 1851], nom. nud.

Notes: This variety was later probably described as *Menispora ciliata* var. *obtusata* Preuss, Linnaea **24**: 119, 1851.

*Fusarium cesatii* Rabenh., Klotzschii Herb. Viv. Mycol., Cent. 15: no. 1440, 1850 [and Bot. Zeitung **9**: 179, 1851; Flora **34**: 74, 1851].

Notes: This species name was validly published with a description on the label of Klotzschii Herb. Viv. Mycol. 1440 (fig. 74).

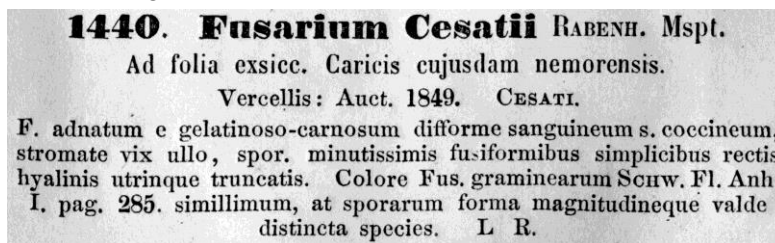


Fig. 74

*Cesatia* Rabenh. And *Cesatia spartii* Rabenh., Klotzschii Herb. Viv. Mycol., Cent. 15: no. 1443, 1850 [and Bot. Zeitung **9**: 180, 1851; Flora **34**: 74, 1851].

Notes: The name of the genus, *Cesatia*, and the species, *C. spartii*, were validly published with descriptions on the label of Klotzschii Herb. Viv. Mycol. 1443 (fig. 75).

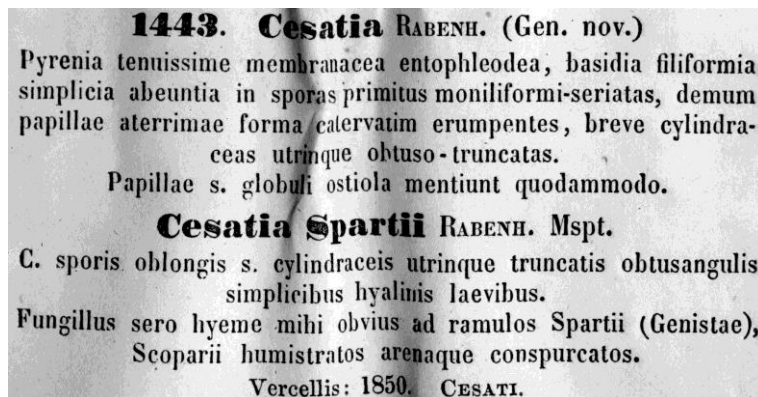


Fig. 75

*Halonium salicella* (Fr.) Rabenh., Klotzschii Herb. Viv. Mycol., Cent. 15: no. 1445, 1850 [and Bot. Zeitung **9**: 180, 1851; Flora **34**: 74, 1851].

≡ *Sphaeria salicella* Fr., Syst. Mycol. **2**(2): 377, 1823.

≡ *Halonium salicella* (Fr.) Quéf., Mém., Soc. Émul. Montbéliard, Sér. 2, **5**: 526, 1875.

≡ *Plagiostoma salicellum* (Fr.) Sogonov, Stud. Mycol. **62**: 73, 2008.

Notes: *Halonium salicella* (Fr.) Rabenh. is the first valid combination of this species in *Halonium*, earlier than *H. salicella* (Fr.) Quéf. (fig. 76).



**1445. Halonia Salicella** RABENH.  
*Sphaeria Salicella* Fr. syst. II. pag. 377.  
 Asci tenerrimi vix visibiles hyalini, sporis fusiformibus utrinque  
 rotundatis, rectis v. curvatis pellucidis uniseptatis.  
 Ad ramos emortuos Salicis vitellinae pr. Ponickau (Flor. Saxon.)  
 leg. AUERSWALD.

Fig. 76

*Placentaria Auersw.*, in Rabenh., Klotzschii Herb. Viv. Mycol., Cent. 15: no. 1446, 1850 [and Bot. Zeitung 9: 180, 1851; Flora 33: 74, 1851].

*Placentaria depressa* Auersw., in Rabenh., Klotzschii Herb. Viv. Mycol., Cent. 15: no. 1446, 1850 [and Bot. Zeitung 9: 180, 1851; Flora 33: 74, 1851], nom. nud.

Notes: The name of the genus *Placentaria* was validly published with a description on the label of Klotzschii Herb. Viv. Mycol. 1446 (fig. 77). The species name *P. depressa* was not validly described.

**1446. Placentaria depressa** AWD. Mspt.  
 an i. q. *Coryneum depressum* SCHM.?  
 Genus nov. diff. a *Coryneo* sporidiis integris!  
 Leipzig, ad ram. Carpini, vere. AUERSWALD.  
 NB. Genus mihi adhuc dubium. L. R.

Fig. 77

*Sphaeria achilleae* Auersw., in Rabenh., Klotzschii Herb. Viv. Mycol., Cent. 15: no. 1448, 1850 [and Bot. Zeitung 9: 180, 1851; Flora 34: 75, 1851].

= *Phomopsis arctii* (Lasch) Traverso, Fl. ital. crypt., Pars 1: Fungi. Pyrenomycetae. Xylariaceae, Valsaceae, Ceratostomataceae 2(1): 226, 1906.

Notes: This species was validly published with a description on the label of Klotzschii Herb. Viv. Mycol. 1448 (fig. 78). *Sphaeria achilleae* Kirchn., published in 1856, is a younger homonym.

**1448. Sphaeria Achilleae** AWD.  
 Peritheriis gregariis, saepius confluentibus, subdepresso-globosis,  
 insculptis, ostioliis plus minusve elongatis, epidermidem perforantibus,  
 in madidis perithecia multoties superantibus, paululum incurvis vel flexuosis;  
 ascis 8-sporis, brevibus, subfusiformi-elavatis, sessilibus; sporidiis parvis,  
 oblongis, hyalinis, 4-septatis, loculis binis mediis quam marginalia majoribus.  
 Ad caules aridos Achilleae Millefolii pr. Leipzig. AUERSWALD.

Fig. 78

*Sphaeria tridactylidis* Auersw., in Rabenh., Klotzschii Herb. Viv. Mycol., Cent. 15: no. 1451, 1850 [and Bot. Zeitung 9: 180, 1851; Flora 34: 75, 1851].

Notes: This species was validly published with a description on the label of Klotzschii Herb. Viv. Mycol. 1451 (fig. 79).

**1451. Sphaeria Tridactylidis** AWD. Mspt.  
 Ascis subclavatis octosporis. spor. biseriatis irregulariter oblongis  
 multi- (6—8-) septatis longitudinaliterque plicatis melleis  
 pellucidis.  
 Quoad spor. formam simillima est Sph. elongatae!  
 Ad caules Saxifr. tridactylidis pr. Leipzig, vere. AUERSWALD.

Fig. 79

*Septoria violae* Rabenh., Klotzschii Herb. Viv. Mycol., Cent. 15: no. 1457, 1850 [and Bot. Zeitung 9: 180, 1851; Flora 34: 75, 1851], nom. nud.

= *Cercospora violae* Sacc., Nuovo Giorn. Bot. Ital. 8(2): 187, 1876.

Notes: A duplicate of Klotzschii Herb. Viv. Mycol. 1457, deposited at HAL, has been examined. The only traceable fungus on the leaves of *Viola canina* belongs to *Cercospora violae* Sacc. (with brown stromata and immature, very short conidiophores and conidia). Saccardo (1884: 519) introduced *Septoria violicola* Sacc. based on *S. violae* Rabenh. ex Fuckel (1874: 82) [non *S. violae* Westend. 1854]. Saccardo's (l.c.) description (conidia curved, 24 × 7–

8 µm, 1–2-septate) was taken from Fuckel (l.c.) who based his description on a collection on *Viola biflora* from Switzerland (Ragaz), distributed in Fuckel, *Fungi Rhen. Exs.* 2430, and cited in Fuckel (1874: 82). A duplicate preserved at HAL has been examined and identified as:

*Marssonina violae* (Pass.) Magnus, *Hedwigia* **45**: 90, 1906.

≡ *Gloeosporium violae* Pass., *Micr. Ital.*: no. 18, 1849.

= *Septoria violae* Fuckel, *Jahrb. Nassauischen Vereins Naturk.* **27-28**: 82, [“1873”] 1874, nom. illeg. (Art. 52.1), non Westend., 1854.

≡ *Septoria violicola* Sacc., *Syll. Fung.* **3**: 519, 1884.

*Rotaea flava* Ces., in Rabenh., *Klotzschii Herb. Viv. Mycol.*, Cent. 15: no. 1458, 1850 [and *Bot. Zeitung* **9**: 180, 1851; *Flora* **34**: 75, 1851].

≡ *Sporidesmium flavum* (Ces.) Bonord., *Bot. Zeitung* **11**: 283, 1853.

Notes: The name of the genus, *Rotaea*, and the species, *R. flava*, were validly published with descriptions on the label of Klotzschii Herb. Viv. Mycol. 1458 (fig. 80).

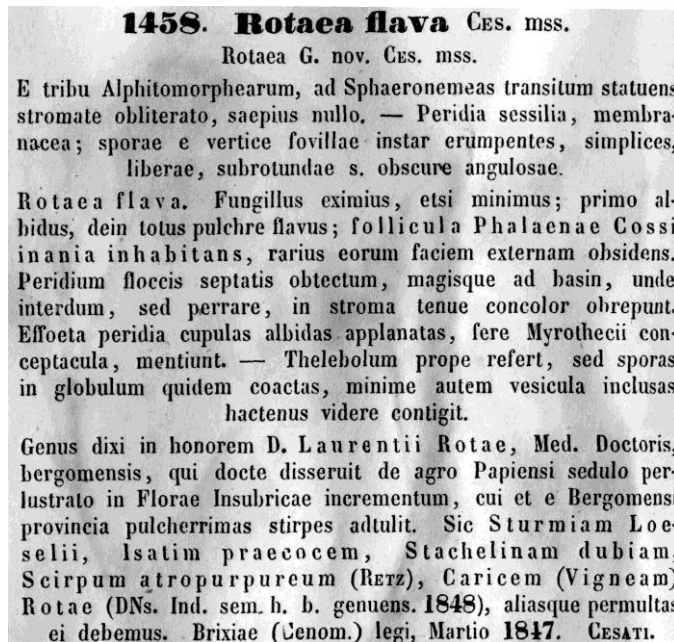


Fig. 80

*Sphaeronaema polymorphum* Auersw., in Rabenh., *Klotzschii Herb. Viv. Mycol.*, Cent. 15: no. 1460, 1850 [and *Bot. Zeitung* **9**: 181, 1851; *Flora* **34**: 75, 1851].

Notes: This species was validly published with a description on the label of Klotzschii Herb. Viv. Mycol. 1460 (fig. 81).

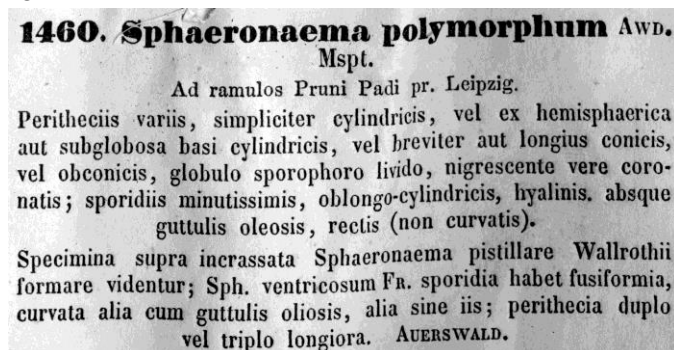


Fig. 81

*Sphaeronaema serratulae* (Rabenh.) Ces., in Rabenh., *Klotzschii Herb. Viv. Mycol.*, Cent. 15: no. 1461, 1850 [and *Bot. Zeitung* **9**: 181, 1851; *Flora* **34**: 76, 1851].

≡ *Ceuthospora serratulae* Rabenh., *Deutschl. Krypt.-Fl.* (Leipzig) **1**: 144, 1844.

*Sphaeronaema anchusae* Lasch, in Rabenh., Klotzschii Herb. Viv. Mycol., Cent. 15: no. 1462, 1850 [and Bot. Zeitung 9: 81, 1851; Flora 34: 76, 1851].

Notes: This species was validly published with a description on the label of Klotzschii Herb. Viv. Mycol. 1462 (fig. 82).

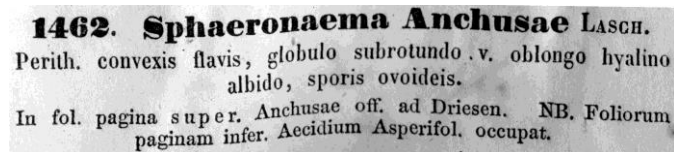


Fig. 82

*Sphaeronaema cerasi* Lasch, in Rabenh., Klotzschii Herb. Viv. Mycol., Cent. 15: no. 1464, 1850 [and Bot. Zeitung 9: 181, 1851; Flora 34: 76, 1851].

Notes: This species was validly published with a description on the label of Klotzschii Herb. Viv. Mycol. 1464 (fig. 83).

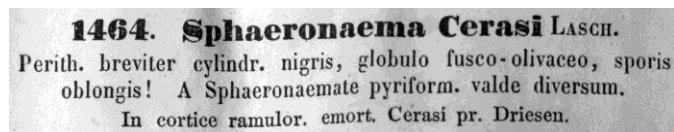


Fig. 83

*Hymenula vulgaris* f. *phytolaccae* Ces, in Rabenh., Klotzschii Herb. Viv. Mycol., Cent. 15: no. 1467, 1850 [and Bot. Zeitung 9: 181, 1851; Flora 34: 76, 1851].

Notes: This taxon is recognizable as host/substrate forma (described “ad caules *Phytolaccae marcescentes*”) published on the label of Klotzschii Herb. Viv. Mycol. 1467 (fig. 84).



Fig. 84

*Sporidesmium nodosum* Preuss, in Rabenh., Klotzschii Herb. Viv. Mycol., Cent. 15: no. 1475, 1850 [and Bot. Zeitung 9: 182, 1851; Flora 34: 76, 1851], nom. nud.

≡ *Sporidesmium nodosum* Preuss, Linnaea 24: 103, 1851.

≡ *Piricauda nodosa* (Preuss) R.T. Moore, Rhodora 61: 102, 1959.

*Sorosporium saponariae* var. *gypsophilae* Ces, in Rabenh., Klotzschii Herb. Viv. Mycol., Cent. 15: no. 1480, 1850 [and Bot. Zeitung 9: 182, 1851; Flora 34: 76, 1851], nom. nud.

Notes: “*Sorosporium saponariae* f. *gypsophilae* Ces., in Rabenhorst, Klotzschii Herb. Viv. Mycol., Fasc. 1: no. 92, 1847” is a wrong citation. Cent. 1 of Klotzschii Herb. Viv. Mycol. was published in 1832, and no. 92 contains *Caecoma leguminosarum*. Klotzschii Herb. Viv. Mycol., Ed. Nov., Cent. 1 was published in 1855, including no. 92 with *Sorosporium saponariae* on *Saponaria officinalis*.

*Sorosporium scleranthi* Rabenh./*Peronospora scleranthi* Rabenh., Klotzschii Herb. Viv. Mycol., Cent. 15: no. 1481 (a/b), 1850 [and Bot. Zeitung 9: 182, 1851; Flora 34: 76, 1851], nom. nud. (fig. 85).

≡ *Peronospora scleranthi* Rabenh. ex J. Schröt., in Cohn, Krypt.-Fl. Schlesien (Breslau) 3.1(9–16): 251, [1889] 1886.




Fig. 85

*Fusidium geranii* Ces, in Rabenh., Klotzschii Herb. Viv. Mycol., Cent. 15: no. 1483, 1850 [and Bot. Zeitung **9**: 182, 1851; Flora **34**: 76, 1851], nom. nud.  
= *Ramularia geranii* Fuckel, Jahrb. Nassauischen Vereins Naturk. **23-24**: 361, [“1869”] 1870.

*Puccinia dracunculi* Auersw., in Rabenh., Klotzschii Herb. Viv. Mycol., Cent. 15: no. 1488, 1850 [and Bot. Zeitung **9**: 182, 1851; Flora **34**: 76, 1851], nom. nud.  
= *Puccinia dracunculina* Fahrenh., Ann. Mycol. **39**(2/3): 181, 1941.

*Aecidium verbasci* Ces, in Rabenh., Klotzschii Herb. Viv. Mycol., Cent. 15: no. 1491, 1850 [and Bot. Zeitung **9**: 182, 1851; Flora **34**: 77, 1851]

Notes: This species was validly published with a description on the label of Klotzschii Herb. Viv. Mycol. 1491 (fig. 86). The duplicate deposited at HAL has been examined. The identity of *A. verbasci* and its relation to *Uromyces verbasci* Niessl are unclear. The conidia have a distinct tendency to become polyhedral and have rather thick walls, to 2 µm wide.

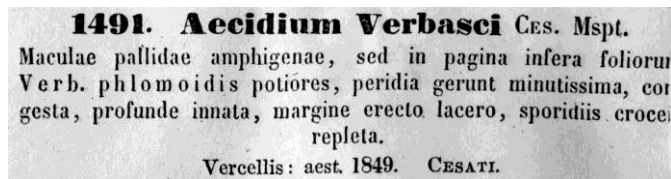


Fig. 86

*Aecidium convolvulacearum* Ces, in Rabenh., Klotzschii Herb. Viv. Mycol., Cent. 15: no. 1492, 1850 [and Bot. Zeitung **9**: 182, 1851; Flora **34**: 77, 1851], nom. nud.  
= *Puccinia convolvuli* (Pers.) Castagne, Observ. Uréd. **1**: 16, 1842.

*Aecidium ranunculacearum* f. *napelli* Rabenh., Klotzschii Herb. Viv. Mycol., Cent. 15: no. 1494 a, 1850 [and Bot. Zeitung **9**: 182, 1851; Flora **34**: 77, 1851].  
= *Aecidium aconiti-napelli* (DC.) G. Winter, Rabenh. Krypt.-Fl., Edn 2 (Leipzig) **1.1**: 268, [1884] 1881 [*Puccinia persistens* Plowr. s. lat.].

Notes: Introduced as f. *napelli* on the label of Klotzschii Herb. Viv. Mycol. 1491 without any description, but nevertheless valid as host/substrate forma.

*Aecidium ranunculacearum* f. *calthae* Rabenh., Klotzschii Herb. Viv. Mycol., Cent. 15: no. 1494 b, 1850 [and Bot. Zeitung **9**: 182, 1851; Flora **34**: 77, 1851].  
= *Puccinia calthae* Link, in Willdenow, Sp. pl., Edn 4, **6**(2): 79, 1825.

Notes: Introduced as f. *calthae* on the label of Klotzschii Herb. Viv. Mycol. 1491 b without any description, but nevertheless valid as host/substrate forma.

*Uredo fuscovirens* Ces., in Rabenh., Klotzschii Herb. Viv. Mycol., Cent. 15: no. 1497, 1850 [and Bot. Zeitung **9**: 182, 1851; Flora **34**: 77, 1851].  
= *Ustilago filiformis* (Schrank) Rostr., Bot. Foren. Festschr. Kjøbenhavn **54**: 136, 1890.

Notes: This species was validly published with a description on the label of Klotzschii Herb. Viv. Mycol. 1497 (fig. 87).



Fig. 87

*Uredo longissima* var. *holci* Ces., Rabenh., Klotzschii Herb. Viv. Mycol., Cent. 15: no. 1498, 1850 [and Bot. Zeitung **9**: 182, 1851; Flora **34**: 77, 1851].

= *Ustilago striiformis* (Westend.) Niessl, Hedwigia **15**: 1, 1876 (s. lat.).

Notes: This variety was validly published with a description on the label of Klotzschii Herb. Viv. Mycol. 1498 (fig. 88).

**1498. Uredo longissima** var. **Holci** CES. Mspt.  
Conceptacula, quae ita dicam, diutius clausa, hinc serius disseminantur sporidia primitus jam nigrescentia (quamobrem et dorsum folii nigro-lineatum apparet) nec fusca v. virentia. — Cfr. nostram *U. fusco-virentem* sub No. **1497**.  
Vercellis: Juni 1850, in *Holco molli*. CESATI.

Fig. 88

*Chaetotrichum graminis* var. *glyceriae* Rabenh., Klotzschii Herb. Viv. Mycol., Cent. 15: no. 1500, 1850 [and Bot. Zeitung **9**: 182, 1851; Flora **34**: 77, 1851].

Notes: This variety was validly published with a description on the label of Klotzschii Herb. Viv. Mycol. 1500 (fig. 89).

**1500. Chaetotrichum Graminis** RABENH.  
RABENH. Handb. I. 68.  
var. *Glyceriae* mihi.  
Microscopicum, punctiforme, seriatim dispositum in lineis arecentibus paginae inferioris folior. *Glyceriae* fluitantis meae *Uredini fusco-virenti* consociatum. Perrarum.  
Brixiae Cenomanum 1847 CESATI.

Fig. 89

## Cent. 16

*Agaricus cesatii* Rabenh., Klotzschii Herb. Viv. Mycol., Cent. 16: no. 1506, 1851 [and Bot. Zeitung **9**: 643, 1851; Flora **34**: 564, 1851].

≡ *Crepidotus cesatii* (Rabenh.) Sacc., Michelia **1**(1): 2, 1877.

Notes: This species was validly published with a description on the label of Klotzschii Herb. Viv. Mycol. 1506 (fig. 90).

**1506. Ag. (Crepidotus) Cesatii** RABENH.  
Species distincta et nobilis! Habitu quidem crescendique modo ad *Ag. variabilem* accedit, sed ab hoc distat: lamellis latioribus nunquam rubiginosis, pileo tenacello molli sed non tomentoso, albido v. pallide gilvo, nunquam stipitato, normaliter vertice porrecto, sporis rotundis v. ovoides laevibus pallide flavidis basi hilo apiculata munitis, episp. crasso, nucleo demum subgrumoso.  
Jam tertio anno ad cort. Platanorum in ambulacris Vercellarum, neque alibi observavit et leg. CESATI.

Fig. 90

**1509. Ag. (Entoloma) pisciodorus** CES. mss.  
Eximia species! Forma et colore pilei, tenacitate et habitu *Marasmii*, imo et situ *Ag. cohaerentem* sat refert; sed sporidiis procul dubio carneolis, et peculiari odore, magisque sapore piscium marinarum vix mortuorum, nauseose salito distinctissimus.  
Solitarius; raro 2 individua aggregata deprehendi. Pileus e campanulato expansus, interdum obsolete mubonatus, velutino-mollis, demum striatulus jove pluvio, fulvo-cinnamomeus, e disco obscuriori (tunc badio) sensim dilutior marginem versus qui plerisque lutescens evadit zona sat discreta. Lamellae latiusculae leviter adnexae, dein secedentes, e basi ventricosa angustatae; primitus albae, dein carneolae, postremo fulvellae; approximatae. Stipes tenax, e castaneo nigrescens, nonnunquam atratus, vix apice pallidiori, sub-velutinus, tenuiter fistulosus, fibrarum compage contorta, basi insititia, nunc villo albo parco adfixa. — Pileus  $\frac{1}{2}$ — $1\frac{1}{2}$  uncialis; stipes 2— $2\frac{1}{2}$  uncialis, 2—3 lin. crassus.  
Inter folia et ramenta uda coacervata, putrescentia, atque in illis parasiticum legi sat rarum Vercellis et Bugellae (Biella) sero autumnno 1849 et 1850, *Marasmio alliaceo* adsociatum, e cujus grege (sporid. colore demeto) certe praedicandus fungus noster, cujus stipes quoque indole et colore *Chordalium* CESATI.

Fig. 91

*Agaricus pisciodorus* Ces., in Rabenh., Klotzschii Herb. Viv. Mycol., Cent. 16: no. 1509, 1851 [and Bot. Zeitung 9: 644, 1851; Flora 34: 565, 1851].

= *Macrocystidia cucumis* (Pers.) Joss., Bull. Trimest. Soc. Mycol. Fr. 49: 373, [1933] 1934.

Notes: This species was validly published with a description on the label of Klotzschii Herb. Viv. Mycol. 1509 (fig. 91).

*Agaricus rimulincola* Rabenh. [“*rimulincola*”], Klotzschii Herb. Viv. Mycol., Cent. 16: no. 1511, 1851 [and Bot. Zeitung 9: 644, 1851; Flora 34: 565, 1851].

≡ *Phaeomarasmius rimulincola* (Rabenh.) Scherff., in Moesz, Bot. Közl. 13: 20, 1914.

Notes: This species was validly published with a description on the label of Klotzschii Herb. Viv. Mycol. 1511 (fig. 92).

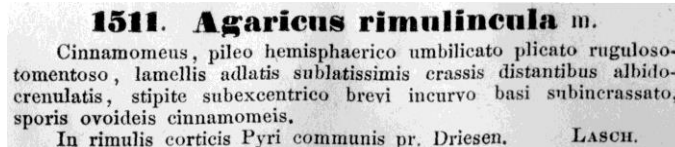


Fig. 92

*Odontia pruni* Lasch, in Rabenh., Klotzschii Herb. Viv. Mycol., Cent. 16: no. 1514, 1851 [and Bot. Zeitung 9: 644, 1851; Flora 34: 565, 1851].

≡ *Lyomyces pruni* (Lasch) Riebesehl & Langer, Mycol. Progr. 16: 649, 2017.

Notes: This species was validly published with a description on the label of Klotzschii Herb. Viv. Mycol. 1514 (fig. 93).

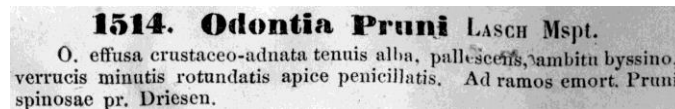


Fig. 93

*Clavaria alutacea* Lasch, in Rabenh., Klotzschii Herb. Viv. Mycol., Cent. 16: no. 1519, 1851 [and Bot. Zeitung 9: 645, 1851; Flora 34: 566, 1851].

= *Clavaria palmata* Pers., non Scop. 1772 (according to Saccardo 1888: 704).

Notes: This species was validly published with a description on the label of Klotzschii Herb. Viv. Mycol. 1519 (fig. 94).

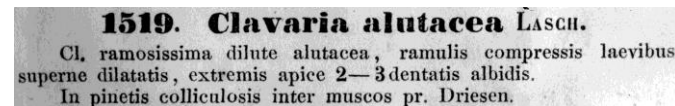


Fig. 94

*Peziza laetissima* Ces., in Rabenh., Klotzschii Herb. Viv. Mycol., Cent. 16: no. 1527, 1851 [and Bot. Zeitung 9: 645, 1851; Flora 34: 566, 1851], nom. nud.

*Peziza puberula* Lasch, in Rabenh., Klotzschii Herb. Viv. Mycol., Cent. 16: no. 1529, 1851 [and Bot. Zeitung 9: 645, 1851; Flora 34: 566, 1851].

= *Calycellina punctata* (Fr.) Lowen & Dumont, Mycologia 76: 1006, 1984.

Notes: This species was validly published with a description on the label of Klotzschii Herb. Viv. Mycol. 1529 (fig. 95).

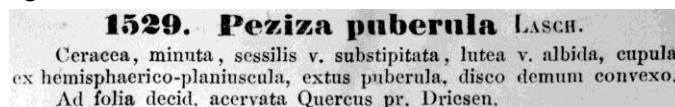


Fig. 95

*Peziza mundula* Lasch, in Rabenh., Klotzschii Herb. Viv. Mycol., Cent. 16: no. 1530, 1851 [and Bot. Zeitung 9: 645, 1851; Flora 34: 566, 1851].

≡ *Helotium mundulum* (Lasch) Rehm, Rabenh. Krypt.-Fl., Edn 2 (Leipzig) **1.3**(Lief. 55): 1236, 1896.

Notes: This species was validly published with a description on the label of Klotzschii Herb. Viv. Mycol. 1530 (fig. 96).

**1530. *Peziza mundula* LASCH Msp.**  
Stipitata, minuta, alba; cupula turbinata, subhyalina, extus floccoso-pruinosa.  
Ad stipites Filicis foemin. pr. Driesen.

Fig. 96

*Peziza caricicola* Lasch, in Rabenh., Klotzschii Herb. Viv. Mycol., Cent. 16: no. 1531, 1851 [and Bot. Zeitung **9**: 645, 1851; Flora **34**: 566, 1851].

Notes: This species was validly published with a description on the label of Klotzschii Herb. Viv. Mycol. 1531 (fig. 97).

**1531. *Peziza caricicola* LASCH Msp.**  
Breviter stipitata, hemisphaerica, albo-villosa disco aureo.  
Ad folia Caric. ciliatae pr. Driesen.

Fig. 97

*Peziza sclerotiacea* Ces., in Rabenh., Klotzschii Herb. Viv. Mycol., Cent. 16: no. 1532, 1851 [and Bot. Zeitung **9**: 645, 1851; Flora **34**: 566, 1851].

≡ *Sclerotinia sclerotiacea* (Ces.) Rehm, in Saccardo, Syll. Fung. **18**: 44, 1906.

Notes: This species was validly published with a description on the label of Klotzschii Herb. Viv. Mycol. 1532 (fig. 98).

**1532. *Peziza sclerotiacea* CES. mss.**  
E basi sclerotioidea (Scl. stercorarium!) gignitur stipes capillaris donec subterraneus, abrupte incrassatus (fere e nodo v. geniculo) ubi in lucem prodit, erectus carnosus et concolor cum cupula patellari explanata, glaberrima, carnosaque, e sordescenti carnea; in speciminibus majoribus (diametro  $\frac{1}{2}$  poll. — perraris) disco ad centrum rufescenti.  
Magnitudo Pezizae ab illa Sclerotii pendet; hinc ab 1 mill. —  $\frac{1}{2}$  poll. variare vidi diametrum cupulae; sed 2 lin. frequentiora specimina. Basis sclerotioidea saepius fere consumta; hinc facile observatorem fugere queit; difficillimum semper opus stipitem subtilissimum, intricatumque compage fibrillarum heteroegenarum, liberandi a gleba.  
Primo detexi hoc anno (1850), mense Maji, in campo Triticis; iterum reperi in aggere graminoso ad Sessitem exeunte autumno, Vercellis.  
CESATI.

Fig. 98

*Hypocrea pusilla* Ces., in Rabenh., Klotzschii Herb. Viv. Mycol., Cent. 16: no. 1533, 1851 [and Bot. Zeitung **9**: 645, 1851; Flora **34**: 567, 1851].

Notes: This species was validly published with a description on the label of Klotzschii Herb. Viv. Mycol. 1533 (fig. 99).

**1533. *Hypocrea (Cordyceps) pusilla* CES.**  
Ces. in litt. et pl. exs. ad Amic. 1846. — Idem in Linnaea XXI. p. 21. et Giorn. del. l'Istit. Naz. d. Milano 1848, I. pag. 7 et 31.  
Nobilissima species, characteribus aequae ac genesi. E Sclerotio clavo var. Andropogonis (neque a semine diluto ejusdem graminis, secuti observatio minus exacta jam pridem mihi suaserat) surgit stipes (rarissime 2 individua in eadem matrice) filiformis, normaliter strictus sed ob impedimenta frequentius flexuosus, sericellus, ochroleucus. Stroma (typice) globosum, flavum, ostiolis acutis muricatum et sub lente capitula seminifera Sparganii perbelle aemulans, ad basin in appendicem sterilem cinguliformem productum, acetabulum circa stipitis apicem fingentem. — Plerumque a  $\frac{1}{3}$  —  $\frac{1}{2}$  unc. alta, stromate capituli Aciculae magnitudine, difficillime incolumis extricanda a radicibus graminum, muscis et admodum rara; ita ut nuperrime per centena hexapedum aggeres diligentissime (ventre repent!) perlustrans, in quibus Andropogon imperium tenebat, post quatuor hebdomadarum laborem 44! specimina tantum legere licuerit!  
Prima vice detexi in campis glareosis ad fl. Mellam Erixiae, in unica statione, autumno 1846. — Haec specimina legi hoc autumno seriori (1850) in aggeribus Sessitis prope Vercellis.  
Obs. Num et *Hypocrea (Cordyceps) purpurea* (Fr. syst. II. 325) reapse ex albumine seminum graminaceorum v. potius ex seminibus ipsis Sclerotio corruptis orta?  
CESATI.

Fig. 99

*Sphaeronaema comatum* Ces., in Rabenh., Klotzschii Herb. Viv. Mycol., Cent. 16: no. 1535, 1851 [and Bot. Zeitung 9: 646, 1851; Flora 34: 567, 1851].

Notes: This species was validly published with a description on the label of Klotzschii Herb. Viv. Mycol. 1535 (fig. 100).

**1535. Sphaeronaema comatum** CES. MSS.  
Solitarium, superficiale, hypophyllum. Peridia ovata, basi appllanata, areolata, membranacea, nigrescentia (primitus virentia, semipellucida), vertice pilis subulatis arrectis obsito, illa Sph. horridi (DE NOT. Microm. Ital. Dec. III. pag. 12. tab IX.) quadantenus referunt. Sporidia ovalia.  
Perpusillum et valde sparsum oculos fugit, praesertim si Erysibi immixtum sit, quod haud raro occurrit.  
Vercellis: autumnno usque in hyemem, in pagina inferiori fol. Artemisiae vulgaris. CESATI.

Fig. 100

*Phacidium wallrothii* Ces., in Rabenh., Klotzschii Herb. Viv. Mycol., Cent. 16: no. 1537, 1851 [and Bot. Zeitung 9: 646, 1851; Flora 34: 567, 1851], nom. illeg. (Art. 52.1).

= *Leptotrochila ranunculi* (Fr.) Schüepp, Phytopathol. Z. 36: 251, 1959.

Notes: This species was published with a description on the label of Klotzschii Herb. Viv. Mycol. 1537 (fig. 101), but *Phlyctidium ranunculi* (Fr.) Wallr. (= *Dothidea ranunculi* Fr.) was cited as synonym, which makes *Phacidium wallrothii* an illegitimate name (nom. superfl.).

**1537. Phacidium Wallrothii** mihi.  
Phlyctidium Ranunculi WALLR. 420.  
Cfr. quae de differentia hujus fungilli ab illo cl. FRIESII dicuntur sub Phacidio Friesii (mihi).  
Haec species cupulas cito jam confluentes exhibet, glebam tuberculosam Sphaeriae Trifolii facie, sistentes maculam ambitu radiatim ramosam (dendriticam)! — Discus pallidus.  
Biella (Pedemont.) autumnno 1850, ad folia Ranunc. polyanthemii. CESATI.

Fig. 101

*Phacidium friesii* Ces., in Rabenh., Klotzschii Herb. Viv. Mycol., Cent. 16: no. 1538, 1851 [and Bot. Zeitung 9: 646, 1851; Flora 34: 567, 1851], nom. illeg. (Art. 52.1).

= *Leptotrochila ranunculi* (Fr.) Schüepp, Phytopathol. Z. 36: 251, 1959.

Notes: This species was published with a description on the label of Klotzschii Herb. Viv. Mycol. 1538 (fig. 102), but *Dothidea ranunculi* Fr. was cited as synonym, which makes *Phacidium friesii* an illegitimate name (nom. superfl.).

**1538. Phacidium Friesii** CES. MSS.  
Phacidium Ranunculi LIBERT fl. ard. pr. p. Dothidea Ranunculi Fr. syst. 562. — El. II 125. Excipula Ranunculi RABENH. 153. (pr. p. ?)  
Cum fascicula cl. LIBERT praesto non habeam, ignoro num ejus species identica sit cum illa FRIESII Ranunculi repentis, incola, vel cum illa WALLROTHII, quae Ran. nemorosum et polyanthemium inhabitare dicitur; num utramque amplectatur. — Cum e mea sententia inter se differant morphosi, separandas esse existimavi.  
Praesens species cupulas distinctas exhibet; macula nigrescens, continua, fungi evolutionem non praecedit, et saepe tardissima.  
Biella (Pedemont.): autumnno 1850; in Ranunculo repente. CESATI.  
Obs. Defectu microscopii compositi, in vivo neutram speciem investigare licuit; quamobrem cl. et amicissime DE NOTARIS (Saggio di Monogr. del gen. Discosia p. 2) dubiis satisfacere nequivi.

Fig. 102

**1541. Myropyxis graminicola** CES. MSS.  
Totus fungillus, primitus lacteus, serius evadit stramineus. Cupula stromatica basi punctiformi adfixa, margine undulato. Globulus sporidiorum in vivo unguinosus, ex albicante sulphureus, passim chlorophanus; in sicco pellucidus Succini granulum simulans. — Semper M. caricicola minor.  
Ad rhizomata et residua caulium in caespitibus resectis Andropogonis.  
Vercellis: ineunte hyeme 1850. CESATI.

Fig. 103



*Myropyxis graminicola* Ces., in Rabenh., Klotzschii Herb. Viv. Mycol., Cent. 16: no. 1541, 1851 [and Bot. Zeitung 9: 646, 1851; Flora 34: 568, 1851].

Notes: This species was validly published with a description on the label of Klotzschii Herb. Viv. Mycol. 1541 (fig. 103).

*Pilobolus anomalus* Ces., in Rabenh., Klotzschii Herb. Viv. Mycol., Cent. 16: no. 1542, 1851 [and Bot. Zeitung 9: 647, 1851; Flora 34: 568, 1851].

≡ *Pilaira anomala* (Ces.) J. Schröt., in Cohn, Krypt.-Fl. Schlesien (Breslau) 3.1(9–16): 211, [“1889”] 1886.

Notes: This species was validly published with a description on the label of Klotzschii Herb. Viv. Mycol. 1542 (fig. 104).

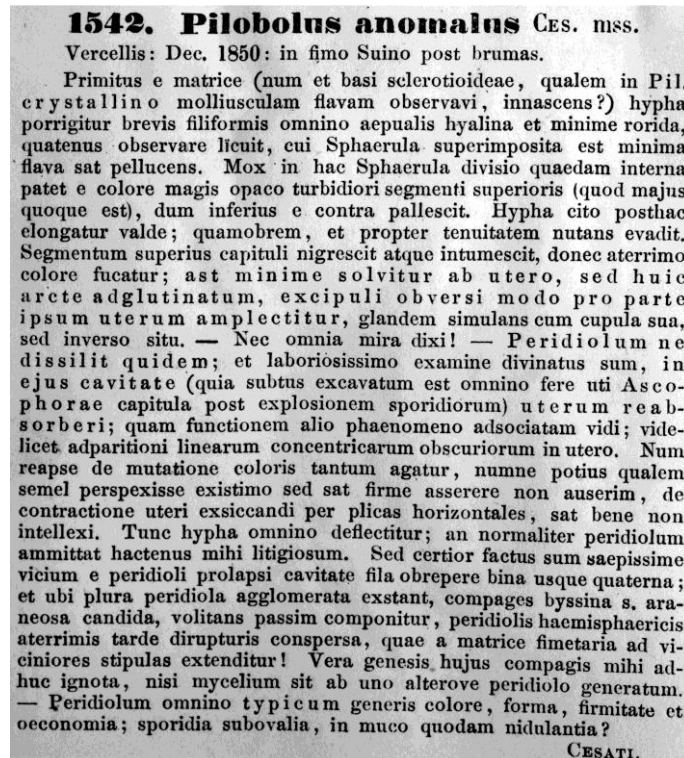


Fig. 104

*Sclerotium anthodiophilum* Rabenh., Klotzschii Herb. Viv. Mycol., Cent. 16: no. 1550, 1851 [and Bot. Zeitung 9: 668, 1851; Flora 34: 569, 1851].

Notes: This species was validly published with a description on the label of Klotzschii Herb. Viv. Mycol. 1550 (fig. 105).

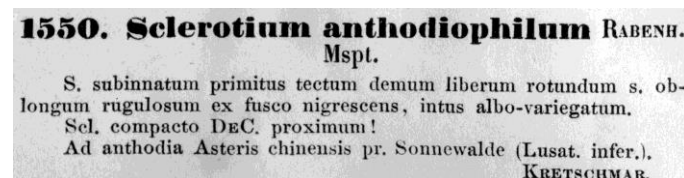


Fig. 105

*Sclerotium convallariae* Rabenh., Klotzschii Herb. Viv. Mycol., Cent. 16: no. 1552, 1851 [and Bot. Zeitung 9: 668, 1851; Flora 34: 569, 1851].

Notes: This species was validly published with a description on the label of Klotzschii Herb. Viv. Mycol. 1552 (fig. 106). *Sclerotium convallariae* Lib. ex Roum., Revue Mycol., Toulouse 2(1): 23, 1880, nom. illeg., is a younger homonym of Rabenhorst's name.

**1552. Sclerotium Convallariae** M.  
 Sub epidermide erumpens, ellipticum v. oblongum dense striatum ex fusco nigrescens, intus album.  
 Ad Convall. majal. pr. Driesen. LASCH.

Fig. 106

*Chaetomium graminis* Rabenh., Klotzschii Herb. Viv. Mycol., Cent. 16: no. 1555, 1851 [and Bot. Zeitung 9: 668, 1851; Flora 34: 569, 1851].

Notes: This species was validly published on the label of Klotzschii Herb. Viv. Mycol. 1555 (fig. 107) with a brief diagnosis.

**1555. Chaetomium Graminis** RABENH. Mspt.  
 Chaetomii elati forma!  
 In culmis foliisque graminum. KRETSCHMAR.  
 Diff. a Ch. elato colore fusco-violascente, pilis verticalibus simplicibus non intricatis. L. R.

Fig. 107

*Bombardia fasciculata* (Fr.) Rabenh., Klotzschii Herb. Viv. Mycol., Cent. 16: no. 1559, 1851 [and Bot. Zeitung 9: 668, 1851; Flora 34: 569, 1851] (fig. 108).

≡ *Sphaeria fasciculata* Fr., Summa veg. Scand., Sectio Post. (Stockholm): 389, 1849.

≡ *Bombardia bombardata* (Batsch) J. Schröt., in Cohn, Krypt.-Fl. Schlesien (Breslau) 3.2(1–2): 302, [“1908”] 1893.

Notes: The combination *Bombardia fasciculata* was validly published by Rabenhorst in Klotzschii Herb. Viv. Mycol. 1559 (fig. 108).

**1559. Bombardia fasciculata** (FR.).  
 Sphaeria Bombarda BATSCH.  
 RABENH. Handb. I. pag. 177.  
 Ad truncos putredine exesos Salicesque cavas pr. Dresden.

Fig. 108

*Sphaeria moricola* Ces., in Rabenh., Klotzschii Herb. Viv. Mycol., Cent. 16: no. 1561, 1851 [and Bot. Zeitung 9: 668, 1851; Flora 34: 569, 1851], nom. nud.

≡ *Sphaeria moricola* Ces., Giorn. Reale Ist. Lombardo Sci. & Bibliot. Ital. 1: 510, 1847, nom. nud.

*Hysterium epimedii* Ces., in Rabenh., Klotzschii Herb. Viv. Mycol., Cent. 16: no. 1567, 1851 [and Bot. Zeitung 9: 668, 1851; Flora 34: 570, 1851].

≡ *Lophodermium epimedii* (Ces.) Sacc., Michelia 1(1): 56, 1877.

Notes: This species was validly published with a description on the label of Klotzschii Herb. Viv. Mycol. 1567 (fig. 109).

**1567. Hysterium Epimedii** CES. MSS.  
 Ab H. communi sat differre censeo. Perithecia caeterum elongata in petiolos primario occurrunt, equidem rarius; frequentius, in petiolulis vero semper, oblonga s. rotundata. — Freques degenerans, s. imperfectum.  
 Biella (Pedemont.); aut. 1850. CESATI.

Fig. 109

*Peronospora densa* Rabenh., Klotzschii Herb. Viv. Mycol., Cent. 16: no. 1572, 1851 [and Bot. Zeitung 9: 668, 1851; Flora 34: 570, 1851].

≡ *Plasmopara densa* (Rabenh.) J. Schröt., in Cohn, Krypt.-Fl. Schlesien (Breslau) 3.1(9–16): 239 [“1889”] 1886.

Notes: This species was validly published with a description on the label of Klotzschii Herb. Viv. Mycol. 1572 (fig. 110).

**1572. Peronospora densa** RABENH. Mspt.

P. caespitibus dentissime lanatis effusis albidis; stipite ramoso hyalino intricato, ramis dichotomis, ramulis abbreviatis furcatis; sporis sphaericis s. ovoideis s. quadratis utrinque rotundatis hyalinis glabris.

Peronosp. macrocarpae simillima, sed caespit. densissimis lanato-tomentosis et ramificatione longe distat.

Rhinanthi major, caules et folia obducens. Ad Driesen leg. LASCH.

Fig. 110

*Sporotrichum fiedleri* Rabenh., Klotzschii Herb. Viv. Mycol., Cent. 16: no. 1573, 1851 [and Bot. Zeitung 9: 669, 1851; Flora 34: 570, 1851].

= *Nodulisporium geochroum* (Desm.) Stalpers, in Stalpers, Stud. Mycol. 24: 58, 1984.

Notes: This species was validly published with a description on the label of Klotzschii Herb. Viv. Mycol. 1573 (fig. 111).

**1573. Sporotrichum Fiedleri** RABENH. Mspt.

Sp. effusum tenue olivaceo-nigrum, floccis flexuoso-torulosis, ramosis, umbrinis, obscure septatis, sporis rotundis, demum ovoideis, basi apiculatis (quasi substipitatis), saepius guttula oleosa; episporio crassiusculo glabro vix colorato.

Ad ligna dura, querneae praeprimis, pr. Schwerin.

FIEDLER (sub Nr. 269).

Fig. 111

*Sporidesmium copulatum* Preuss, in Rabenh., Klotzschii Herb. Viv. Mycol., Cent. 16: no. 1584, 1851 [and Bot. Zeitung 9: 669, 1851; Flora 34: 570, 1851], later isonym (fig. 112).

= *Sporidesmium copulatum* Preuss, Linnaea 24: 103, 1851.

**1584. Sporidesmium copulatum** PR.

Ad ligna abietina pr. Hoyerswerda.

PREUSS.

Diff. praesertim a Sp. vago cui saepius adsociatum et hormiscoid. spor. in pedicellum abrupte attenuatis

L. R.

Fig. 112

*Cerebella andropogonis* Ces., in Rabenh., Klotzschii Herb. Viv. Mycol., Cent. 16: no. 1587, 1851 [and Bot. Zeitung 9: 669, 1851; Flora 34: 570, 1851].

= *Epicoccum andropogonis* (Ces.) Schol-Schwarz, Trans. Brit. Mycol. Soc. 42: 171, 1959.

Notes: This species and also the genus name *Cerebella* were validly published with a description on the label of Klotzschii Herb. Viv. Mycol. 1587 (fig. 113) [Art. 38.5].

**1587. Cerebella. Gen. nov.**

*Cerebella Andropogonis* Ces. mss.

Eximius Coniomyces; de grege, mi adsociandus, dubium adhucdum me tenet. — In flosculis Andropog. Iphaemi sub gluma calycina utrinque corpusculum longitudinale ex olivaceo nigrescens exseritur (stroma), quod jam primitus sporis concoloribus velatum reperitur. Dein magis magisque turgescit, ad basim praesertim, glumisque undique in linea mediana adhaeret; tunc sporidiis copiosissimis nec non minutissimis tres—quatuor—usque sex simul adglutinatis inquinantibus onustum; quae si excutiantur, stroma turgidum, compresse ovatum, transversim lacunoso-plicatum, ut nucleum Juglandis dimensionis ratione habita haud male referat, vel cerebri segmenta. Dissectum arescens, cellulosum, albicans se praebet.

Sic eodem tempore in Andropogone hoc autumno tres novissimas species legi: Cerebellam, Cordycipem (Hypocream) pusillam (mihi) et Myropyxidem graminicolam (mihi), quae omnia nunc publici juris fiunt, ut earum dignitas a Mycologiae Corypheis iudicio submittatur. Alia insuper in illo gramine obvennerunt minoris momenti

Vercellis: sero autumno 1850 in spicis Andropogonis Iphaemi, unacum Fusario graminearum. CESATI.

Fig. 113

*Puccinia pyrethri* A. Br., in Rabenh., Klotzschii Herb. Viv. Mycol., Cent. 16: no. 1589, 1851 [and Bot. Zeitung 9: 669, 1851; Flora 34: 571, 1851], nom. nud.

= *Puccinia discoidearum* var. *pyrethri* Wallr., Fl. crypt. Germ. (Norimbergae) 2: 222, 1833.

= *Puccinia pyrethri* Rabenh. ex Jacky, Centralbl. Bakteriolog., 2. Abth., 10: 379, 1903.

Notes: This species name was published on the label of Klotzschii Herb. Viv. Mycol. 1589 without any description. Rabenhorst added "A *P. caulicola* vix diversa!" (barely different from *P. caulicola*!) [fig. 114]. Therefore, this name was not validly published in Klotzschii Herb. Viv. Mycol. 1589. Later, Rabenhorst distributed material of this rust on *Tanacetum corymbosum* as "*Puccinia pyrethri* Rabenh., Klotzschii Herb. Viv. Mycol., Cent. 20: no. 1990, 1855" but he also failed to add a description. Saccardo (1888: 637) reduced *P. pyrethri* to synonymy with *P. tanacetii*, and Sydow & Sydow (1902: 123) merged this species with *Puccinia chrysanthemi-chinensis* Henn. Gäumann (1959: 1138) recognized this species and cited it as *Puccinia pyrethri* (Wallr.) Rabenh., indirectly referring to *Puccinia discoidearum* var. *pyrethri* Wallr. However, the name of this variety was not cited under *Puccinia pyrethri* in Klotzschii Herb. Viv. Mycol. 1589 and 1990, i.e., *P. pyrethri* cannot be considered a combination based on Wallroth's variety. The first validation of this name goes back to Jacky (1903: 379) who recognized *P. pyrethri*, added a description and discussed differences between *P. pyrethri* and *P. chrysanthemi-chinensis*. Jacky (1907: 87) confirmed biological differences between the two species by inoculation experiments.

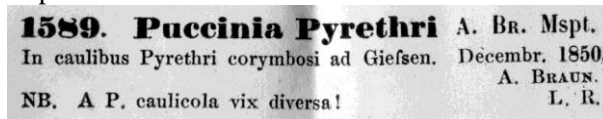


Fig. 114

*Uromyces puccinioides* Rabenh., Klotzschii Herb. Viv. Mycol., Cent. 16: no. 1596, 1851 [and Bot. Zeitung 9: 670, 1851; Flora 34: 571, 1851].

Notes: This species was validly published with a description on the label of Klotzschii Herb. Viv. Mycol. 1596 (fig. 115).

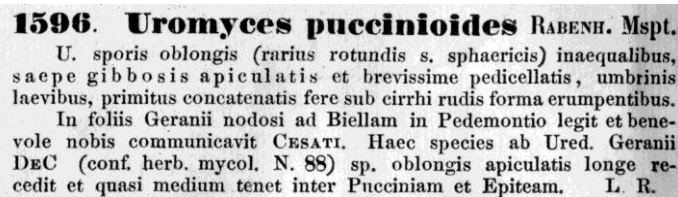


Fig. 115

*Uredo lobeliarum* Rabenh., Klotzschii Herb. Viv. Mycol., Cent. 16: no. 1597, 1851 [and Bot. Zeitung 9: 670, 1851; Flora 34: 571, 1851], nom. nud.

= *Coleosporium campanulae* (Pers.) Tul., Ann. Sci. Nat., Bot., Sér. 4, 2: 137, 1854.

Notes: The duplicate deposited in HAL has been examined and identified as *Coleosporium campanulae* (only uredial stage).

## Cent. 17

*Polyporus salebrosus* Lasch, in Rabenh., Klotzschii Herb. Viv. Mycol., Cent. 17: no. 1606, 1852 [and Bot. Zeitung 10: 285, 1852; Flora 35: 395, 1852], non Lloyd, 1912.

Notes: This species was validly published with a description on the label of Klotzschii Herb. Viv. Mycol. 1606 (fig. 116). *Polyporus salebrosus* Lloyd, Mycol. Writ. 4(Letter 42): 14, 1912, nom. illeg., is a younger homonym.

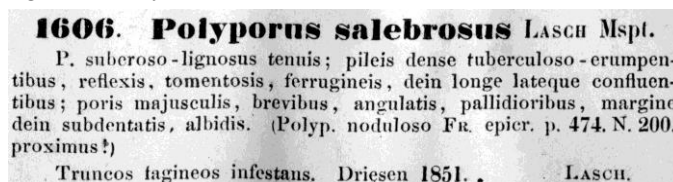


Fig. 116

*Clavaria luticola* Lasch, in Rabenh., Klotzschii Herb. Viv. Mycol., Cent. 17: no. 1609, 1852 [and Bot. Zeitung 10: 285, 1852; Flora 34: 395, 1852].

≡ *Clavulinopsis luticola* (Lasch) Corner, Monograph of *Clavaria* and allied Genera, (Annals of Botany Memoirs No. 1): 378, 1950.

Notes: This species was validly published with a description on the label of Klotzschii Herb. Viv. Mycol. 1609 (fig. 117).

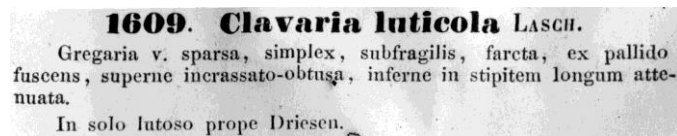


Fig. 117

*Clavaria klotzschii* Lasch, in Rabenh., Klotzschii Herb. Viv. Mycol., Cent. 17: Suppl. (240), 1852 [and Bot. Zeitung 10: 286, 1852; Flora 35: 395, 1852].

Notes: This species was validly published with a brief description on the label of Klotzschii Herb. Viv. Mycol. Suppl. (240) (fig. 118). Saccardo (1886: 724) reduced this name to synonymy with *Clavaria juncea* (Alb. & Schwein.) Fr. (= *Macrotrophula juncea* (Alb. & Schwein.) Berthier).

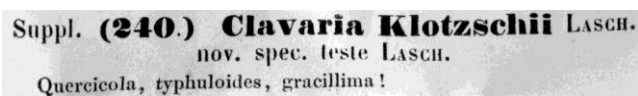


Fig. 118

*Cyphella capula* var. *cernua* (Schumach.) Ces., in Rabenh., Klotzschii Herb. Viv. Mycol., Cent. 17: no. 1612, 1852 [and Bot. Zeitung 10: 286, 1852; Flora 35: 395, 1852].

Notes: This combination was validly published on the label of Klotzschii Herb. Viv. Mycol. 1612 (fig. 119).

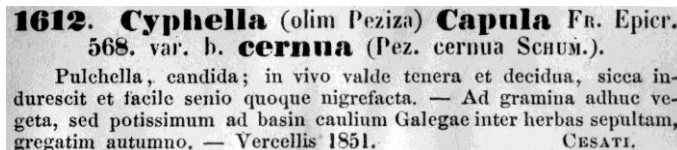


Fig. 119

*Peziza galegae* Ces., in Rabenh., Klotzschii Herb. Viv. Mycol., Cent. 17: no. 1614, 1852 [and Bot. Zeitung 10: 286, 1852; Flora 35: 395, 1852].

≡ *Trichopeziza galegae* (Ces.) Sacc., Syll. Fung. 8: 426, 1889.

Notes: This species was validly published with a description on the label of Klotzschii Herb. Viv. Mycol. 1614 (fig. 120).



Fig. 120

*Peziza lychnidis* Ces., in Rabenh., Klotzschii Herb. Viv. Mycol., Cent. 17: no. 1616, 1852 [and Bot. Zeitung 10: 286, 1852; Flora 35: 395, 1852], nom. nud.

*Peziza cyathoidea* var. *umbellatarum* Rabenh., Klotzschii Herb. Viv. Mycol., Cent. 17: no. 1617 a, 1852 [and Bot. Zeitung 10: 286, 1852; Flora 35: 395, 1852].

Notes: This variety was validly published with a diagnosis on the label of Klotzschii Herb. Viv. Mycol. 1617 a (fig. 121).

**1617. a) *Peziza cyathoidea* v. *Umbellatarum*.**

Diff. a forma typica colore pallido, cupula versus marginem albo-floccoso-pubescente, stipite aequali (non incrassato!).  
In caulibus siccis Umbellatarum pr. Dresden. L. R.

Fig. 121

*Peziza platealis* Ces., in Rabenh., Klotzschii Herb. Viv. Mycol., Cent. 17: no. 1617 b, 1852 [and Bot. Zeitung **10**: 286, 1852; Flora **35**: 396, 1852], nom. nud.

*Peziza urticae* Auersw., in Rabenh., Klotzschii Herb. Viv. Mycol., Cent. 17: no. 1618, 1852 [and Bot. Zeitung **10**: 286, 1852; Flora **35**: 396, 1852], nom. nud.

*Peziza pellucens* Ces., in Rabenh., Klotzschii Herb. Viv. Mycol., Cent. 17: no. 1620, 1852 [and Bot. Zeitung **10**: 286, 1852; Flora **35**: 396, 1852], nom. illeg. (Art. 53.1), non Schumach., 1803.  
≡ *Hyaloscypha pellucens* Boud. [as "(Ces.) Boud."], Hist. Class. Discom. Eur. (Paris): 127, 1907.

Notes: This species was published with a description on the label of Klotzschii Herb. Viv. Mycol. 1620 (fig. 122), but this name is illegitimate (younger homonym).

**1620. *Peziza pellucens* CES. Mspt.**

Microscopica, hyalina, extus puberula, cito explanata.  
Vercellis: ad basin emarcidam Cyperac. majorum. Vere 1850  
et 1851. CESATI.

Fig. 122

*Vibrissea flavipes* Rabenh., Klotzschii Herb. Viv. Mycol., Cent. 17: no. 1627, 1852 [and Bot. Zeitung **10**: 286, 1852; Flora **35**: 396, 1852].

= *Roesleria subterranea* (Weinm.) Redhead, Canad. J. Bot. **62**: 2516, [1984] 1985.

Notes: This species was validly published with a description on the label of Klotzschii Herb. Viv. Mycol. 1627 (fig. 123).

**1627. *Vibrissea flavipes* RABENH. Mspt.**

Gregaria et subcaespitosa s. sparsa, simplex, in matrice radicans; stipite 1—3''' long., erecto vel curvato, tereti, flavo, saepius pulveraceo; capitulo e viridulo glauco-cinerascente, ascis erumpentibus flocculoso.

Ad Vitis viniferae truncos vetustos, putredine solutos, locis suffocatis, hinc inde, e. g. pr. Pemplin jam 1849 specimina pauca invent W. KANNENBERG et benevole nobis tribuit; 1851 ad Dresdam (ipse), pr. Lipsiam (AUERSWALD).

Fig. 123

*Sphaeria depazeiformis* Auersw., in Rabenh. ["*depazeaeformis*"], Klotzschii Herb. Viv. Mycol., Cent. 17: no. 1641, 1852 [and Bot. Zeitung **10**: 287, 1852; Flora **35**: 396, 1852].

≡ *Mycosphaerella depazeiformis* (Auersw.) Lindau, Hilfsb. Sammeln Ascomyc. (Berlin): 72, 1903.

Notes: This species was validly published with a description on the label of Klotzschii Herb. Viv. Mycol. 1641 (fig. 124).

**1641. *Sphaeria depezeaeformis* AWD.**

Asci absque paraphysibus, tubulosi, octospori; sporae minutae, lineari-oblongae, hyalinae, continuae.

Ad folia marcida Oxalidis Acetosellae in valle prope Utewalde in Helvetia Saxonum. Aestate 1851. AUERSWALD.

Fig. 124

*Sphaeria pauciseta* Ces., in Rabenh., Klotzschii Herb. Viv. Mycol., Cent. 17: no. 1642, 1852 [and Bot. Zeitung **10**: 287, 1852; Flora **35**: 396, 1852].

≡ *Podospora pauciseta* (Ces.) Traverso, Fl. ital. crypt., Fungi **2**(2): 431, 1907.

Notes: This species was validly published with a description on the label of Klotzschii Herb. Viv. Mycol. 1642 (fig. 125). This species has recently been lecto- and epitypified, and the duplicate deposited at HAL was designated as lectotype (Boucher et al. 2017).

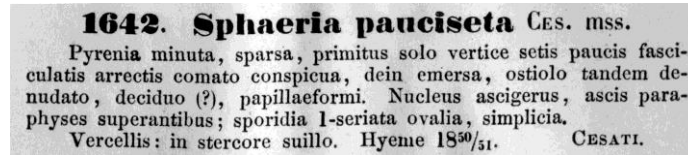


Fig. 125

*Massaria mamillana* (Fr. : Fr.) Rabenh., Klotzschii Herb. Viv. Mycol., Cent. 17: no. 1644, 1852 [and Bot. Zeitung **10**: 287, 1852; Flora **35**: 396, 1852] (fig. 126).

≡ *Sphaeria mamillana* Fr., K. Svenska Vetensk-Akad. Handl., Ser. 3, **40**: 103, 1819 [: Fr., Syst. mycol. **2**(2): 487, 1823].

≡ *Clypeosphaeria mamillana* (Fr. : Fr.) Lambotte, Fl. mycol. Belg. (Verviers) **2**: 247, 1880.

Notes: The combination *Massaria mamillana* was validly published in Klotzschii Herb. Viv. Mycol. 1644 (fig. 126).

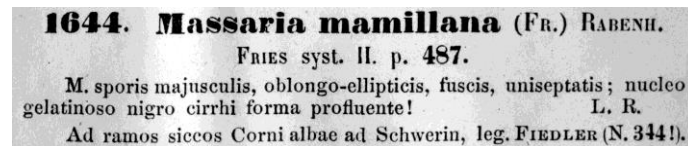


Fig. 126

*Depazea phillyreicola* Rabenh. [“*phillyreaecola*”], Klotzschii Herb. Viv. Mycol., Cent. 17: no. 1646, 1852 [and Bot. Zeitung **10**: 287, 1852; Flora **35**: 397, 1852].

Notes: This species was validly published with a description on the label of Klotzschii Herb. Viv. Mycol. 1646 (fig. 127).

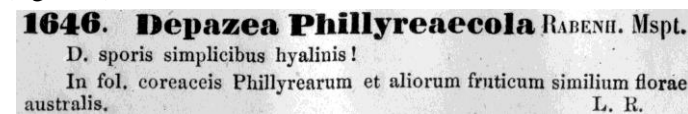


Fig. 127

*Depazea clematidis* Rabenh., Klotzschii Herb. Viv. Mycol., Cent. 17: no. 1647, 1852 [and Bot. Zeitung **10**: 287, 1852; Flora **35**: 397, 1852], nom. nud.

*Depazea adoxicola* Lasch [as “*adoxaeicola*”], in Rabenh., Klotzschii Herb. Viv. Mycol., Cent. 17: no. 1648, 1852 [and Bot. Zeitung **10**: 287, 1852; Flora **35**: 397, 1852], nom. nud. (Art. 38.1).

≡ *Asteromella adoxicola* Lasch ex Ruzsk.-Mich. [as “(Lasch) Ruzsk.-Mich.”], Monogr. Bot. **106**: 32, 2016, nom. inval. (Art. 41.1, 5; 52.1).

≡ *Asteromella adoxae* (Seaver) Ruzsk.-Mich. **comb. nov.**

Mycobank, MB824951.

≡ (basionym) *Phyllosticta adoxae* Seaver, N. Amer. Fl. (New York), **6**(1): 65, 1922.

Notes: *Depazea adoxicola* was published without any description or diagnosis (nom. nud.) Saccardo (1884: 63) and Bommer & Rousseau (1887: 211) listed Lasch’s name, but they failed to validate this name by adding a description or diagnosis. Other validations have not been traced. The combination *Asteromella adoxicola*, published by Ruzkiewich-Michalska (2016), is invalid since published without basionym (the cited “basionym” is a nom. nud., Art. 41.1, 5). In the event that another validation would emerge, the combination *A. adoxicola* would remain invalid according to Art. 41.5, requiring the citation of a (valid) basionym for combinations and replacement names published on or after 1 January 2007. A validation as *Asteromella adoxicola* in Ruzkiewich-Michalska (2016) by adding an English descriptions is also not valid since the circumscription (protologue) includes the type of *Phyllosticta adoxae* Seaver, 1922, the epithet of which ought to have been adopted (Art. 52.1).

*Depazea aquilegiae* Rabenh., Klotzschii Herb. Viv. Mycol., Cent. 17: no. 1651, 1852 [and Bot. Zeitung **10**: 287, 1852; Flora **35**: 397, 1852], nom. nud.

≡ *Ascochyta aquilegiae* Höhn. [as “(Rabenh.) Höhn.”], Ann. Mycol. **3**: 406, 1905, nom. illeg. (Art. 53.1), non *A. aquilegiae* (Roum. & Pat.) Sacc., 1884.

≡ *Stagonosporopsis aquilegiae* (Rabenh.) Boerema, Gruyter & Noordel., Persoonia **16**: 354, 1997, nom. inval. (Art. 41.5).

= *Phyllosticta aquilegiicola* Brunaud, Act. Soc. Linn. Bordeaux **54**: 244, 1890.

= *Sclerophoma aconiticola* Petr., Hedwigia **65**: 308, 1925.

= *Phoma aquilegiicola* Petrov, Trudy Bot. Inst. Akad. Nauk S.S.S.R., Ser. 2, Sporov. Rast. **1**: 281, 1933.

= *Diplodina delphinii* Laskaris, Phytopathology **40**: 620, 1950, non *Ascochyta delphinii* Melnik, 1968.

≡ *Ascochyta laskarisii* Melnik, Novosti Sist. Nizsh. Rast. 1971: 211, 1971.

= *Diplodina delphinii* Golovin, Trudy Sredne-Aziatsk. Gosud. Univ. Lenina **14**(5): 34, 1950, nom. illeg. (Art. 53.1).

= *Phoma aconiticola* Nagai, Shishoda & Tsuyama, J. Fac. Agric. Iwate Univ. **10**: 23, 1970.

Notes: The nomenclature and taxonomy of *Depazea aquilegiae* is intricate and confusing. The combination *Stagonosporopsis aquilegiae* was introduced by Boerema et al. (1997) for a “synanamorph” of a common *Phoma* on *Aquilegia* and *Delphinium*. They clarified the complicated nomenclature and taxonomy of the species involved and re-introduced the name *Phoma aquilegiicola* for this taxon. The name *Stagonosporopsis aquilegiae* is, however, invalid since based on a nom. nud., although Art. 41.5 requires the citation of a valid basionym. I have examined the duplicate of ‘Klotzschii Herb. Viv. Mycol. 1651’ preserved at HAL but failed to trace any fructification corresponding to later interpretations of this name. However, Boerema et al. (1997) examined syntype material from B and confirmed that this name pertains to the “synanamorph” of *Phoma aquilegiicola*. Saccardo (1884: 63) cited the name *Depazea aquilegiae*, but did not add any description or diagnosis. Höhnel (1905: 406) introduced the combination “*Ascochyta aquilegiae* (Rabenh.) Höhn.” and added a description, but since this name was based on a nom. nud., it must be attributed to von Höhnel as new species, which is, however, illegitimate (younger homonym of *Ascochyta aquilegiae* (Roum. & Pat.) Sacc. (Saccardo 1884: 396). Mel’nik (1977) used the name “*Ascochyta aquilegiae* (Rabenh.) Höhn.” for the stagonosporopsis-like morph of the present species, characterised by having hyaline, 1-septate conidia, 10–20 × (3–)4–6 µm and excluded *Ascochyta aquilegiae* (Roum. & Pat.) Sacc. from *Ascochyta*. He had examined type material of the latter species deposited at LEP and classified it as member of “*Sphaeropsidales, Phaeodidymae*” (conidia, pigmented, 1-septate).

The description and cultures incorrectly cited in van der Aa & Vanev (2002: 77) as “*Phyllosticta aquilegiae* (Rabenh.) Roum. & Pat.” and recognised as “*Ascochyta aquilegiae* (Rabenh.) Höhn.” refer to the stagonosporopsis-like morph of *Phoma aquilegiicola*.

Lind (1913) introduced the “new combination” *Marssonina aquilegiae* (Rabenh.) Lind” which was based on a nom. nud., but published with a description. Therefore, this name can be attributed to Lind as new species. Lind (l.c.) cited several synonyms, including *Ascochyta aquilegiae* (Roum. & Pat.) Sacc. (≡ *Phyllosticta aquilegiae* Roum. & Pat.), i.e., Lind’s name was illegitimate (nom. superfl.) when introduced and, when automatically typified according to Art. 7.5, would be a homotypic synonymy of the later name.

Boerema et al. (1997) cited *Phyllosticta aquilegiae* Roum. & Pat. as synonym of “*Stagonosporopsis aquilegiae*” although type material was not cited and undoubtedly not examine. However, Mel’nik (1977) examined type material of this species and found brown, didymosporous conidia, which agrees with the original description of this species. This species has often been confused with the ascochyta-like coelomycete on *Aquilegiae* belonging in the life cycle of *Phoma aquilegiicola*, which differs in having consistently hyaline conidia. Identity and generic affinity of *Phyllosticta aquilegiae* are unclear. This species needs to be re-examined, reassessed and compared with *Pseudodiplodia* and morphologically similar genera with pigmented 1-septate conidia formed in pycnidia:

*Phyllosticta aquilegiae* Roum. & Pat., Rev. Mycol. (Toulouse) **5**(17): 28, 1883.



- ≡ *Ascochyta aquilegiae* (Roum. & Pat.) Sacc., Syll. Fung. **3**: 396, 1884.  
 ≡ *Ascochyta aquilegiae* (Roum. & Pat.) Tassi, Bull. Lab. Orto Bot. Reale Univ. Siena **5**: 27, 1902.  
 ≡ *Actinonema aquilegiae* (Roum. & Pat.) Grove, J. Bot., Lond. **56**: 343, 1918.  
 ≡ *Marssonina aquilegiae* (Roum. & Pat.) Lind [as “(Rabenh.) Lind”], Danish Fungi: 485, 1913.

*Ascochyta geranii* Rabenh., Klotzschii Herb. Viv. Mycol., Cent. 17: no. 1655, 1852 [and Bot. Zeitung **10**: 287, 1852; Flora **35**: 397, 1852], nom. nud.

*Ascochyta epilobii* Rabenh., Klotzschii Herb. Viv. Mycol., Cent. 17: no. 1656, 1852 [and Bot. Zeitung **10**: 287, 1852; Flora **35**: 397, 1852], nom. nud.

Notes: Mel’nik (1977) examined syntype material deposited at LEP and identified it as *Ramularia karakulinii* N.P. Golovina, nom. illeg. (= *Phaeoramularia punctiformis* (Schltdl.) U. Braun, see Braun 1998: 385–386). This is a cercosporoid species, belonging to the morphological *Passalora* complex, with unclear generic affinity in the light of the current generic concept and the recently proposed splitting of *Passalora* s. lat. (Videira et al. 2017).

*Sporocadus ruscicola* Rabenh., Klotzschii Herb. Viv. Mycol., Cent. 17: no. 1657, 1852 [and Bot. Zeitung **10**: 287, 1852; Flora **35**: 397, 1852].

= *Hendersonia ruscicola* (Rabenh.) Sacc., Syll. Fung. **3**: 436, 1884.

Notes: This species was validly published with a description on the label of Klotzschii Herb. Viv. Mycol. 1657 (fig. 128).

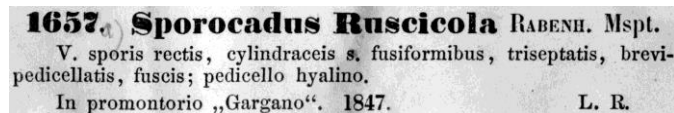


Fig. 128

*Sphaeronaema uredineorum* Fiedl., in Rabenh., Klotzschii Herb. Viv. Mycol., Cent. 17: no. 1659, 1852 [and Bot. Zeitung **10**: 287, 1852; Flora **35**: 397, 1852].

Notes: This species was validly published with a description on the label of Klotzschii Herb. Viv. Mycol. 1659 (fig. 129).

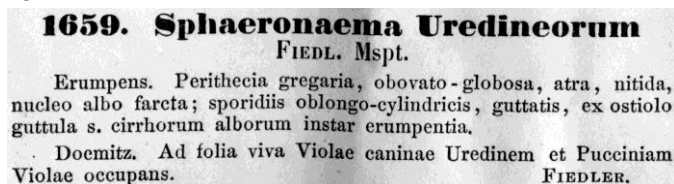


Fig. 129

*Trullula oreoselini* Ces., in Rabenh., Klotzschii Herb. Viv. Mycol., Cent. 17: no. 1660, 1852 [and Bot. Zeitung **10**: 287, 1852; Flora **35**: 397, 1852].

Notes: This species was validly published with a description on the label of Klotzschii Herb. Viv. Mycol. 1660 (fig. 130).

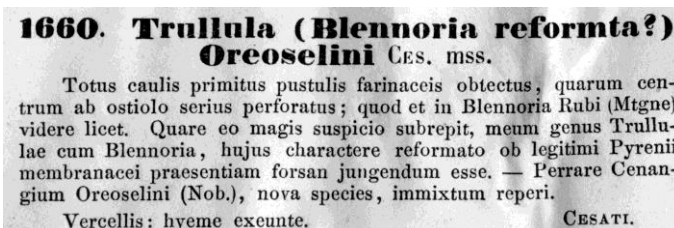


Fig. 130

*Trullula leguminum* Ces., in Rabenh., Klotzschii Herb. Viv. Mycol., Cent. 17: no. 1661, 1852 [and Bot. Zeitung **10**: 287, 1852; Flora **35**: 397, 1852].

Notes: This species was validly published with a description on the label of Klotzschii Herb. Viv. Mycol. 1661 with a brief description (fig. 131).

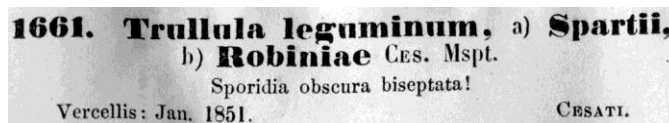


Fig. 131

*Phoma agaves* Rabenh., Klotzschii Herb. Viv. Mycol., Cent. 17: no. 1662, 1852 [and Bot. Zeitung **10**: 288, 1852; Flora **35**: 397, 1852], nom. nud.

*Pestalotia macrospora* Ces. [as “*Pestalozzia*”], in Rabenh., Klotzschii Herb. Viv. Mycol., Cent. 17: no. 1663, 1852 [and Bot. Zeitung **10**: 288, 1852; Flora **35**: 397, 1852], nom. nud.

≡ *Pestalotia macrospora* Ces. ex Sacc., Syll. Fung. **3**: 796, 1884.

≡ *Pestalotiopsis macrospora* (Ces. ex Sacc.) Steyaert, Bull. Jard. Bot. État Bruxelles **14**: 344, 1949.

Notes: *Pestalotia macrospora* Ces. is a nom. nud., which was valided by Saccardo (1884) who added a description.

*Nemaspora plantaginis* Ces., in Rabenh., Klotzschii Herb. Viv. Mycol., Cent. 17: no. 1664 a, 1852 [and Bot. Zeitung **10**: 288, 1852; Flora **35**: 397, 1852], nom. nud.

*Phoma occulta* Ces. [as “*occultum*”], in Rabenh., Klotzschii Herb. Viv. Mycol., Cent. 17: no. 1664 b, 1852 [and Bot. Zeitung **10**: 288, 1852; Flora **35**: 397, 1852], nom. nud.

*Polyactis sclerotiphila* Rabenh., Klotzschii Herb. Viv. Mycol., Cent. 17: no. 1668, 1852 [and Bot. Zeitung **10**: 288, 1852; Flora **35**: 397, 1852].

= *Botrytis cinerea* Pers., Syn. meth. fung. (Göttingen) **2**: 690, 1801.

Notes: This species was validly published with a description on the label of Klotzschii Herb. Viv. Mycol. 1668 with a brief description (fig. 132).

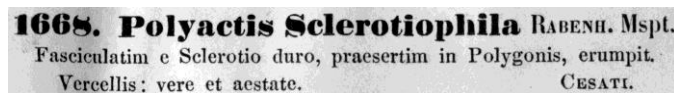


Fig. 132

*Ampelomyces quisqualis* Ces., in Rabenh., Klotzschii Herb. Viv. Mycol., Cent. 17: no. 1669, 1852 [and Bot. Zeitung **10**: 301, 1852; Flora **35**: 397, 1852].

Notes: This species was validly published with a description on the label of Klotzschii Herb. Viv. Mycol. 1669 (fig. 133).

*Oidium velutinum* Ces., in Rabenh., Klotzschii Herb. Viv. Mycol., Cent. 17: no. 1670, 1852 [and Bot. Zeitung **10**: 302, 1852; Flora **35**: 398, 1852].

Notes: This species was validly published with a description on the label of Klotzschii Herb. Viv. Mycol. 1670 (fig. 134). The affinity of this species is quite unclear. It does not belong to *Erysiphales* [powdery mildews] (see Braun & Cook 2012: 642).

*Oidium botryoides* (Corda) Ces., in Rabenh., Klotzschii Herb. Viv. Mycol., Cent. 17: no. 1671, 1852 [and Bot. Zeitung **10**: 302, 1852; Flora **35**: 398, 1852].

≡ *Torula botryoides* Corda, in Sturm, Deutschl. Fl., III. Abt. Die Pilze Deutschlands, 8. Heft: 77 (+ T. 35), Nürnberg 1829, nom. rej.

= *Sphaerotheca filipendulae* Z.Y. Zhang, Acta Microbiol. Sin. **21**: 439, 1981, nom. cons.

≡ *Podosphaera filipendulae* (Z.Y. Zhang) T.Z. Liu & U. Braun, in Liu, The *Erysiphaceae* of Inner Mongolia: 205, Chifeng 2010.

Notes: *Oidium botryoides* is a combination based on *Torula botryoides*, validly published on the label of Klotzschii Herb. Viv. Mycol. 1671 (fig. 135). A proposal to conserve the name *Sphaerotheca filipendulae* ( $\equiv$  *Podosphaera filipendulae*) was published by Braun (2013).

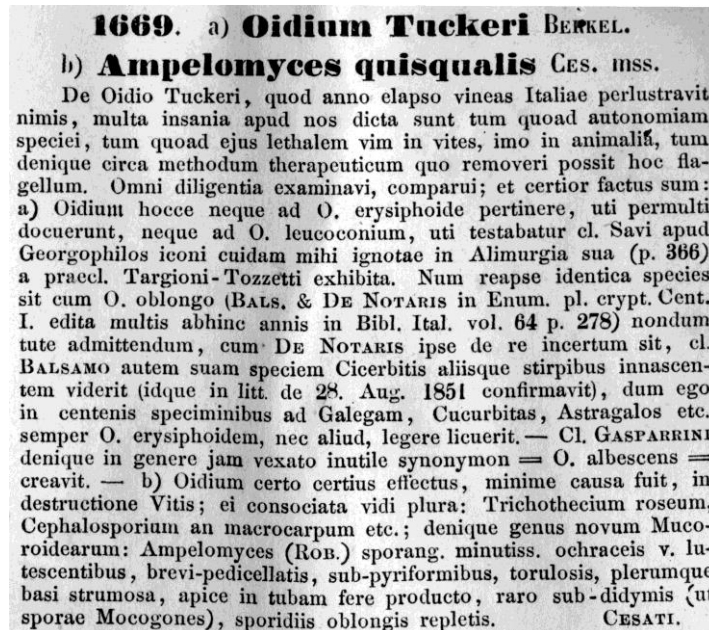


Fig. 133

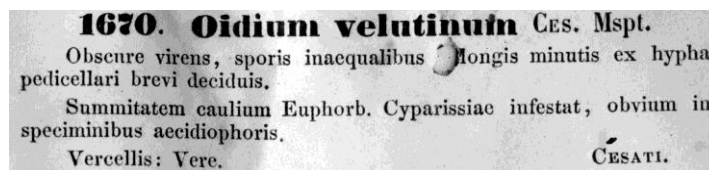


Fig. 134

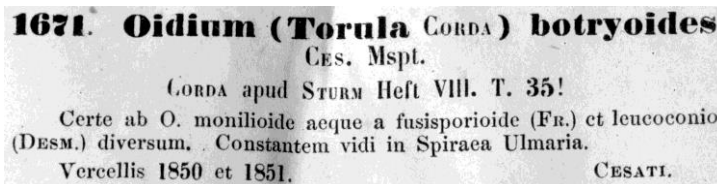


Fig. 135

*Oidium opuntiforme* Ces. (as “*opuntiaeforme*”), in Rabenh., Klotzschii Herb. Viv. Mycol., Cent. 17: no. 1672, 1852 [and Bot. Zeitung 10: 302, 1852; Flora 35: 398, 1852].

Notes: This species was validly published with a description on the label of Klotzschii Herb. Viv. Mycol. 1672 (fig. 136). The affinity of this species is quite unclear. It does not belong to *Erysiphales* [powdery mildews] (see Braun & Cook 2012: 640).

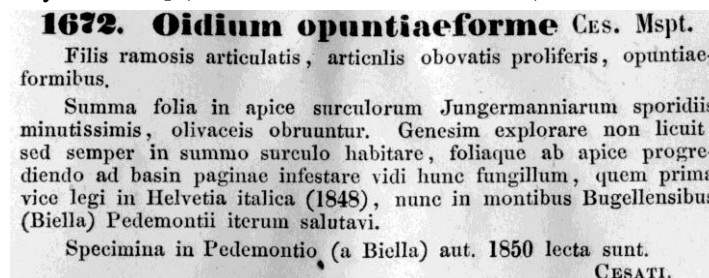


Fig. 136

*Di cladium* Ces. & *Di cladium graminicola* Ces. [as “*graminicolum*”], in Rabenh., Klotzschii Herb. Viv. Mycol., Cent. 17: no. 1677, 1852 [and Bot. Zeitung **10**: 302, 1852; Flora **35**: 398, 1852], nom. inval. [Art. 36.1].

*Steirochaete graminicola* Sacc. [as “(Ces.) Sacc.”], Syll. Fung. **4**: 316, 1886.

≡ *Colletotrichum graminicola* (Sacc.) G.W. Wilson [as “(Ces.) Sacc.”], Phytopathology **4**: 110, 1914.

Notes: This species and the genus *Di cladium* were published with a description on the label of Klotzschii Herb. Viv. Mycol. 1677 (fig. 137) [Art. 38.5], but the two names are invalid according to Art. 36.1 (published as “pro interim”). The species was later validated by Saccardo (1886) under *Steirochaete* (as “(Ces.) Sacc.”) by adding a description. Hence, the name *Steirochaete graminicola* was a new species when introduced that has to be attributed to Saccardo, and it is the basionym for *Colletotrichum graminicola*.

**1677. Di cladium graminicolum** CES. Mspt.  
(pro interim). Novum genus.  
Hyphae e stromate hypophaeo surgentes duplicis generis: aliae robustae, obscure septatae, subulatae; aliae longe breviores setiformes; sporidia sublunulata, guttulis 3–5, seriatim emergentia intra hyphas, plerumque binae concatenata, dein secedentia. Vercellis: in Echinochloës Crus-Galli et Zeae culmis dejectis, autumno.  
CESATI.

Fig. 137

*Scolicotrichum olivaceum* (Corda) Rabenh., Klotzschii Herb. Viv. Mycol., Cent. 17: no. 1678, 1852 [and Bot. Zeitung **10**: 302, 1852; Flora **35**: 398, 1852].

≡ *Amphitrichum olivaceum* Corda, Icon. fung. (Prague) **1**: 16, 1837.

≡ *Cladosporium amphitrichum* Sacc., Syll. Fung. **4**: 354, 1886.

Notes: This combination was validly published with a description on the label of Klotzschii Herb. Viv. Mycol. 1671 (fig. 138). Status and affinity of this species are unclear (possibly a synonym of *Cladosporium macrocarpum*, see Bensch et al. 2012:340).

**1678. Scolicotrichum olivaceum** RABENH.  
Amphitrichum olivaceum Corda icon. I. T. IV. F. 221?  
Olivaceum, dein in pannum tenne rufum contextum. Sporidia didyma obtusa, Hyphae interdum ramosae!  
Vercellis: sera aestate, ad truncum cariosum Salicis. 1851.  
CESATI.

Fig. 138

*Ramularia urticae* Ces., in Rabenh., Klotzschii Herb. Viv. Mycol., Cent. 17: no. 1680, 1852 [and Bot. Zeitung **10**: 303, 1852; Flora **35**: 398, 1852].

Notes: This species was validly published with a description on the label of Klotzschii Herb. Viv. Mycol. 1680 (fig. 139). This is a recognised species of the genus *Ramularia* (Braun 1998: 273).

**1680. Ramularia Urticae** CES. Mspt.  
Eadem stirps videtur ac illa a cl. FIEDLER sub nomine Oidii fusisporioidis (Cent. XIII. N. 1286) communicata; sed hypha (entophyta) et sporae umbilicatae ab illo genere amovent pro parte, nam dua genera adspectu homomorpho et nisi lente distinguenda saepius deprehendi adsosiatata.  
Vercellis; aut. 1851. CESATI.

Fig. 139

*Ramularia calcea* Ces., in Rabenh., Klotzschii Herb. Viv. Mycol., Cent. 17: no. 1681, 1852 [and Bot. Zeitung **10**: 303, 1852; Flora **35**: 399, 1852].

Notes: This species was validly published with a description on the label of Klotzschii Herb. Viv. Mycol. 1681 (fig. 140). This is a recognized species of the genus *Ramularia* (Braun 1998: 112).

**1681. Ramularia calcea** CES. Mspt.  
Paginam inferiorem fol. Symph. officinalis maculis calceis, fere crustaceis, angulosis nervisequis pingens, facile distinguitur jam habitu ab alio (congeneri?) mycete maculas sordide albidas, fugaces, discoideas sistente.  
Vercellis: vere et aestate 1851. CESATI.

Fig. 140

*Monosporium griseum* Rabenh., Klotzschii Herb. Viv. Mycol., Cent. 17: no. 1685, 1852 [and Bot. Zeitung **10**: 303, 1852; Flora **35**: 399, 1852].

Notes: This species was validly published with a description on the label of Klotzschii Herb. Viv. Mycol. 1685 (fig. 141).

**1685. Monosporium griseum** RABENH. Mspt.  
M. Acerv. effusus, griseis; hyphis articulatis, e basi simplici  
superne dendroideo-ramosis, hyalinis; sporis magnis, ovoideis s. sub-  
sphaericis, fusciscentibus, glabris, apicibus ramulorum insertis, massa  
granulata repletis,  $\frac{1}{900}$  —  $\frac{1}{800}$  long.  
Vercellis: 1851. In fol. Dipsaci laciniati, leg. CESATI.

Fig. 141

*Bispora dicoccum* Auersw., in Rabenh., Klotzschii Herb. Viv. Mycol., Cent. 17: no. 1688, 1852 [and Bot. Zeitung **10**: 303, 1852; Flora **35**: 399, 1852].

≡ *Torula dicoccum* (Auersw.) P. Joly, Bull. Trimestriel Soc. Mycol. France **80**: 193, 1964.

Notes: This species was validly published with a description on the label of Klotzschii Herb. Viv. Mycol. 1688 (fig. 142).

**1688. Bispora Dicoccum** AWD.  
B. floccis erectis, dense congestis, simplicibus, subdiaphanis,  
Torulam egregie simulantibus, sed facile secedentibus ita ut loculi  
bini (subrotundi) sporis Dicoeci effusi (CORDA icon. I. T. II. F. 103)  
omnino sint similes.  
Leipzig, ad folia pntrida Glyceriae spectabilis. Septbr. 1850.  
AUERSWALD.

Fig. 142

*Sporisorium muricatum* Ces., in Rabenh., Klotzschii Herb. Viv. Mycol., Cent. 17: no. 1693, 1852 [and Bot. Zeitung **10**: 303, 1852; Flora **35**: 399, 1852].

≡ *Ustilago muricata* (Ces.) Liro, Ann. Acad. Sci. Fenn., Ser. A **17**(1): 238, 1924.

Notes: This species was validly published with a description on the label of Klotzschii Herb. Viv. Mycol. 1693 (fig. 143).

**1693. Sporisorium muricatum** CES. Mspt.  
Ne Ustilagine utriculosa aliave Uredinea Polygonorum incola  
confundas, caveto. Hyphae e pariete perigonii creberrimae surgunt.  
— Alabastra Polygonorum aquaticorum deformans.  
Vercellis; autumno 1850 et 1851. CESATI.

Fig. 143

*Uredo olida* Riess, in Rabenh., Klotzschii Herb. Viv. Mycol., Cent. 17: no. 1695, 1852 [and Bot. Zeitung **10**: 304, 1852; Flora **35**: 399, 1852].

≡ *Tilletia olida* (Riess) G. Winter, Rabenh. Krypt.-Fl., Edn 2 (Leipzig) **1.1**: 107, [1884] 1881.

Notes: This species was validly published with a description on the label of Klotzschii Herb. Viv. Mycol. 1695 (fig. 144).

**1695. Uredo olida** RIESS Mspt.  
Graveolens (odore harengarum sale conditarum); acervi lineares,  
longi, paralleli, nigri, dein folia, quibus insident, per longitudinem  
in lacinias angustas findentes; spora in apicibus mycelii hyalini  
evolutae, globosae, nigrae, verruculis subacutis obsitae, hilo in-  
structae, diametro  $\frac{1}{105}$ ''.  
Habitat in omnibus partibus Brachypodii pinnati. Mens. Maj  
— Sept. Cassel 1851. Dr. H. RIESS.

Fig. 144

## Cent. 18

*Agaricus lutincola* Riess, in Rabenh., Klotzschii Herb. Viv. Mycol., Cent. 18: no. 1707, 1853 [and Bot. Zeitung **11**: 235, 1853; Flora **36**: 200, 1853].

≡ *Pleurotus lutincola* (Lasch) Sacc., Syll. Fung. **5**: 355, 1887.

≡ *Dendrosarcus lutincola* (Lasch) Kuntze, Rev. Gen. Pl. **3**(2): 464, 1898.

≡ *Armillaria lutincola* (Lasch) Sacc., Syll. Fung. **21**: 864, 1912.

Notes: This species was validly published with a description on the label of Klotzschii Herb. Viv. Mycol. 1707 (fig. 145).

**1707. Agaricus lutincola** LASCH. (n. sp.).  
 Cespitosus, fuscus; pileo subcarnoso glabro, lamellis adnatis, dentibus ad annulum lacerum lineatim-decurrentibus, sporis ovoideis; stipite e farcto cavo, saepe excentrico.  
 Ad latera viarum cavarum, in solo lutoso prope Driesen. Autumnno. LASCH.

Fig. 145

*Agaricus cepaeoides* Ces., in Rabenh., Klotzschii Herb. Viv. Mycol., Cent. 18: no. 1708, 1853 [and Bot. Zeitung **11**: 235, 1853; Flora **36**: 200, 1853].

≡ *Fungus cepaeoides* (Ces.) Kuntze, Rev. Gen. Pl. **3**(2): 479, 1898.

Notes: This species was validly published with a description on the label of Klotzschii Herb. Viv. Mycol. 1708 (fig. 146).

**1708. Agaricus (Pratella) cepaeoides**  
 CES. mspt.  
 Nonne idem fungus de quo loquitur cl. FRIES (epicr. pag. 216. in adn. post. N. 880)?  
 Totus candidus (lamellae vero et raro stipitis cito decolorantes), mollis, sed veli in pileo nullum vestigium. Stipes e bulboso attenuatus; annulus membranaceus, caducus. Hymenophorum discretum. Hinc pro *A. g. naucino*, gibberoso, comtulo successive habui, sed harum specierum nullae satisfacit.  
 In graminosis pinguibus primae aestate Vercellis 1850. (In provincia Brixiansi quoque observavi, tunc jam de determinatione valde vexatus.) CESATI.

Fig. 146

*Polyporus aurantiacus* Lasch, in Rabenh., Klotzschii Herb. Viv. Mycol., Cent. 18: no. 1714, 1853 [and Bot. Zeitung **11**: 235, 1853; Flora **36**: 200, 1853], nom. illeg. (Art 53.1), non Rostk. 1838.

= *Polyporus salmonicolor* Berk. & M.A. Curtis, Hooker's J. Bot. Kew Gard. Misc. **1**: 104 1849.

≡ *Erastia salmonicolor* (Berk. & M.A. Curtis) Niemelä & Kinnunen, Karstenia **45**(2): 76, 2005.

Notes: This species was published with a description on the label of Klotzschii Herb. Viv. Mycol. 1714 (fig. 147), but this name is illegitimate (homonym).

**1714. Polyporus aurantiacus** (n. sp.).  
 Annuus, late effusus innatus molliterque carnosus crassus, aurantiacus, ambitu albido-fimbriatus, poris majusculis inaequalibus e subrotundo-obtusangulis.  
 Ad truncos putridos Pini sylv. pr. Driesen. LASCH.

Fig. 147

*Thelephora ulmi* Lasch, in Rabenh., Klotzschii Herb. Viv. Mycol., Cent. 18: no. 1716, 1853 [and Bot. Zeitung **11**: 235, 1853; Flora **36**: 200, 1853].

≡ *Corticium ulmi* (Lasch) Masee, in Saccardo, Syll. Fung. **6**: 618, 1888.

≡ *Terana ulmi* (Lasch) Kuntze, Rev. Gen. Plant. **2**: 873, 1891.

Notes: This species was validly published with a description on the label of Klotzschii Herb. Viv. Mycol. 1716 (fig. 148).

**1716. Thelephora Ulmi** (n. sp.).  
 Late effusa, subcarnoso-membranacea e cinereo-ochracea, ambitu albo-radiato, hymenio dense papilloso albo-pulverulento, sporis subrotundo-ovoideis.  
 Ad truncos Ulmi effusae pr. Driesen. LASCH.

Fig. 148

*Thelephora lilacina* Rabenh., Klotzschii Herb. Viv. Mycol., Cent. 18: no. 1718, 1853 [and Bot. Zeitung **11**: 235, 1853; Flora **36**: 201, 1853], nom. illeg. (Art. 53.1), non (Batsch) Pers., 1801.

Notes: This species was published with a description on the label of Klotzschii Herb. Viv. Mycol. 1718 (fig. 149), but it is an illegitimate name (younger homonym).

**1718. Thelephora lilacina** (n. sp.).

Th. matrici arcte adpressa, effusa, crustacea, rimosa, constanter lilacina, margine nuda; papillis sparsis. Thelephorae calceae proxima!  
Ad ligna vetusta pr. Florenz, 1847. L. R

Fig. 149

*Peziza ulmariae* Lasch, in Rabenh., Klotzschii Herb. Viv. Mycol., Cent. 18: no. 1723, 1853 [and Bot. Zeitung **11**: 235, 1853; Flora **36**: 201, 1853].

≡ *Phialina ulmariae* (Lasch) Dennis, British Cup Fungi & their Allies: 102, 1960.

Notes: This species was validly published with a description on the label of Klotzschii Herb. Viv. Mycol. 1723 (fig. 150).

**1723. Peziza Ulmariae** (n. sp.).

Sessilis ceracea flava (humida subfuscescens), e subrotundo-hemisphaerica, extus margineque puberula.  
Ad caul. emort. Spiraeae Ulmariae pr. Driesen. (In societate Pezizae cinereae.) LASCH.

Fig. 150

*Typhula variabilis* Riess, Hedwigia **1**: 21, 1853.

≡ *Typhula variabilis* Riess, in Rabenh., Klotzschii Herb. Viv. Mycol., Cent. 18: no. 1725, 1853 [and Bot. Zeitung **11**: 235, 1853; Flora **36**: 201, 1853], later isonyms.

Notes: This species was first published in Hedwigia 1, 1853, and the description later repeated on the label of Klotzschii Herb. Viv. Mycol. 1725 (fig. 151) and in Botanische Zeitung and Flora 1853.

**1725. Typhula variabilis** RIESS. (n: sp.).

Terrestris, tuberculo radicali subterraneo insidens. Stipes filiformis, lividus, infra villosus, supra glaber, plerumque ramosus. Clavulae cylindricae, subacutae, stipite concolores vel paullo pallidiores. Sorae ovaes, ex basidiis tetrasporis natae, pellucidae,  $\frac{1}{250}'''$  longae. Conf Hedwigia N. 5.  
Inveni Cassellis m. Octobri 1852.

Fig. 151

*Byssocystis* Riess and *Byssocystis textilis* Riess, Hedwigia **1**: 23, 1853.

≡ *Byssocystis* Riess and *Byssocystis textilis* Riess, in Rabenh., Klotzschii Herb. Viv. Mycol., Cent. 18: no. 1726, 1853 [and Bot. Zeitung **11**: 236, 1853; Flora **36**: 201, 1853], later isonyms.

Notes: This species was first published in Hedwigia 1, 1853, and later the description was repeated on the label of Klotzschii Herb. Viv. Mycol. 1726 (fig. 152) and in Botanische Zeitung and Flora 1853.

**1726. Byssocystis** RIESS. in Hedwigia p. 23.

(Novum gen. ex Alphitomorpheis Cord. Myxothecieis Fr. Summa Veg. Scand. p. 407.)

Stroma floccosum, radians, perithecium celluloso-membranaceum, astomum, sporis acrogenis, simplicibus in muco nidulantibus farctum, apice rumpensque propellens.

**Byssocystis textilis.**

Follicola, amphigena. Stroma primo maculas parvas rotundas in ambitu radiantes formans, deinde confluendo effusum, floccis repentibus, albis, ramosis, subcontinuis. Perithecia gregaria, obovata vel subclavata, nigro-fusca; sporae ellipticae aut subcylindricae obtusae, pellucidae,  $\frac{1}{225}'''$  longae.

Inveni in fol. vivis Plantag. majoris Cassellis auctumno 1852.  
RIESS.

Fig. 152

*Phacidium congener* Ces., in Rabenh., Klotzschii Herb. Viv. Mycol., Cent. 18: no. 1727, 1853 [and Bot. Zeitung **11**: 236, 1853; Flora **36**: 201, 1853].

≡ *Fabraea congener* (Ces.) Sacc. [as "*Favraea*"], Michelia **2**(7): 331, 1881.

≡ *Niptera congener* (Ces.) De Not., Comm. Soc. Crittog. Ital. **1**(fasc. 5): 375, [1863] 1864.

Notes: This species was validly published with a description on the label of Klotzschii Herb. Viv. Mycol. 1727 (fig. 153).

**1727. Phacidium congener** Ces. mspt.

Pyreniis magis superficialibus dispersisque stromate, uti visum est, nullo distincto, temporeque hyemali, primo intuitu distinctum. Brixiae jam 1846 mense Jan. in Ranunc. sylvatici fol. exsiccatis legi nunc iterum reperi, sed nondum maturum, in fol. R. bulbosi. Vercellis, ineunte Martio 1852. CESATI.

Fig. 153

*Phacidium saponariae* Ces., in Rabenh., Klotzschii Herb. Viv. Mycol., Cent. 18: no. 1728, 1853 [and Bot. Zeitung **11**: 236, 1853; Flora **36**: 201, 1853].

≡ *Diplocarpon saponariae* (Ces.) Nannf., Svensk Bot. Tidskr. **30**: 297, 1936.

Notes: This species was validly published with a description on the label of Klotzschii Herb. Viv. Mycol. 1728 (fig. 154).

**1728. Phacidium Saponariae** Ces. mspt.

Asci tubulosi sat ampli, sporae oblongae vel ellipticae, biguttatae. Vercellis, ad caules foliaque exsiccata Saponariae officinalis, exeunte hyeme 1851—1852. CESATI.

Fig. 154

*Phacidium medicaginis* Lasch, in Rabenh., Klotzschii Herb. Viv. Mycol., Cent. 18: no. 1729, 1853 [and Bot. Zeitung **11**: 236, 1853; Flora **36**: 201, 1853], nom. illeg. (Art. 53.1), non Lib., 1832.

Notes: This species was published with a description on the label of Klotzschii Herb. Viv. Mycol. 1729, but it is an illegitimate name [younger homonym] (fig. 155).

**1729. Phacidium Medicaginis** (n. sp.).

Maculae ex viridi fusciscentes innatum, in lacinias 4—6 rumpens, fusciscentes, disco pallido. In foliis Medicag. sativae pr. Driesen. LASCH.

Fig. 155

*Cenangium labiatarum* Ces., in Rabenh., Klotzschii Herb. Viv. Mycol., Cent. 18: no. 1731, 1853 [and Bot. Zeitung **11**: 236, 1853; Flora **36**: 201, 1853].

≡ *Pyrenopeziza labiatarum* (Ces.) Rehm, Ber. Bayer. Bot. Ges, **13**: 173, 1912.

Notes: This species was validly published with a description on the label of Klotzschii Herb. Viv. Mycol. 1731 (fig. 156).

**1731. Cenangium Labiatarum** Ces. mspt.

Erumpens, sparsum; extus nigrum, glabrum; disco primitus pruinoso, demum pallide helvolo. Margo in adultis (semper?) lacinatus.

Ad caules exsicertos Labiatarum, imprimis Menthae rotundifoliae et Lycopi. Vercellis, hyeme usque in aestatem. 1852. CESATI.

Fig. 156

*Sphaeria dianthi* Ces., in Rabenh., Klotzschii Herb. Viv. Mycol., Cent. 18: no. 1734, 1853 [and Bot. Zeitung **11**: 236, 1853; Flora **36**: 202, 1853], nom. illeg. (Art. 53.1), non Alb. & Schwein, 1805.

Notes: This species was published on the label of Klotzschii Herb. Viv. Mycol. 1731 (fig. 157) with a description, but it is an illegitimate name [younger homonym].

**1734. Sphaeria Dianthi** Ces. mspt.

Simplex, caulicola, erumpens, demum superficialis. Asci ampliusculi, mox evanescentes. Sporidia difformia, curta, loculosa, opaca.

Vercellis, in caul. exsicc. Dianthi proliferi, exeunte hyeme 1852—52. CESATI.

Fig. 157

*Sphaeria helminthospora* Ces., in Rabenh., Klotzschii Herb. Viv. Mycol., Cent. 18: no. 1735, 1853 [and Bot. Zeitung **11**: 236, 1853; Flora **35**: 202, 1853].



≡ *Leptosphaeria helminthospora* (Ces.) Ces. & De Not., Schem. di Classif. Sferiacei: no. 8, 1863.

≡ *Pleospora helminthospora* (Ces.) Fuckel, Jahrb. Nassauischen Vereins Naturk. **23-24**: 138, [1869-1870] 1870.

Notes: This species was validly published with a description on the label of Klotzschii Herb. Viv. Mycol. 1735 (fig. 158). This species has previously been confused with:

*Sphaeria artemisiae* Fuckel, Fungi Rhen. Exs., Fasc. IX: no. 896, 1864 and Hedwigia 3(11): 163, 1864, nom. illeg. (Art. 53,1), non Schwein., 1832.

≡ *Leptosphaeria artemisiae* Auersw. [as “(Fuckel) Auersw.”], in Rabenhorst, Fungi Eur. Exs., Fasc. 18: no. 1725, 1874.

≡ *Heptameria artemisiae* (Auersw.) Cooke [as “(Fuckel) Cooke”], Grevillea **18**(86): 30, 1889. [*Leptosphaeria artemisiae* was published in Rabenhorst, Fungi Eur. Exs., Fasc. 18: no. 1725 and not “1724” as sometimes cited.]

**1735. Sphaeria helminthospora** Ces. mspl.  
Sporis multiseptatis, articulo infimo elongato Annelidem quemdam caudatum simulantibus.  
Vercellis, in caulibus siccis Artemisiae campestris, praesertim in ramulis extimis. Vere 1852. CESATI.

Fig. 158

*Sphaeria spiculosa* var. *robiniae* Ces., in Rabenh., Klotzschii Herb. Viv. Mycol., Cent. 18: no. 1736, 1853 [and Bot. Zeitung **11**: 236, 1853; Flora **36**: 202, 1853].

≡ *Engizostoma robiniae* (Ces.) Kuntze, Rev. Gen. Pl. (Leipzig) **3**(2): 473, 1898.

Notes: This variety was validly published with a description on the label of Klotzschii Herb. Viv. Mycol. 1736 (fig. 159).

**1736. Sphaeria spiculosa** var. **Robiniae.**  
(Cfr. FRIES El. II. 75, cui haec forma innotuit.)  
Ad caudices Robiniae Pseudo-Acaciae, si sepium mox frequenter caedantur, apud nos forma vulgaris. Haec specim. Vercellis lecta sunt, 1852. CESATI.

Fig. 159

*Sphaeria icterodes* Riess, Hedwigia **1**: 24 and Pl. 3, Fig. 2 i, k, l, 1853.

≡ *Sphaeria icterodes* Riess, in Rabenh., Klotzschii Herb. Viv. Mycol., Cent. 18: no. 1739, 1853 [and Bot. Zeitung **11**: 236, 1853; Flora **36**: 202, 1853], later isonyms.

≡ *Rhamphoria icterodes* (Riess) Sacc. & Traverso, Ann. Mycol. **9**(3): 250, 1911.

Notes: This species was first published in Hedwigia 1 with an annotated illustration, and later with a description on the label of Klotzschii Herb. Viv. Mycol. 1739 (later isonym).

*Sphaeria cerastis* Riess, Hedwigia **1**: 24 and Pl. 3, Fig. 2, m, n, o, 1853.

≡ *Sphaeria cerastis* Riess, in Rabenh., Klotzschii Herb. Viv. Mycol., Cent. 18: no. 1741, 1853 [and Bot. Zeitung **11**: 237, 1853; Flora **36**: 202, 1853], later isonyms.

≡ *Gnomonia cerastis* (Riess) Ces. & De Not., Comm. Soc. Crittog. Ital. **1**(4): 233, 1863.

Notes: This species was first published in Hedwigia 1 with an annotated illustration, and later with a description on the label of Klotzschii Herb. Viv. Mycol. 1741 (later isonym).

*Sphaeria plantaginis* Ces. and *Ascochyta plantaginis* Ces., in Rabenh., Klotzschii Herb. Viv. Mycol., Cent. 18: no. 1742, 1853 [and Bot. Zeitung **11**: 237, 1853; Flora **36**: 202, 1853].

≡ *Septoria plantaginis* (Ces.) Sacc., Syll. Fung. **3**: 554, 1882.

Notes: This species was validly published with a description on the label of Klotzschii Herb. Viv. Mycol. 1742 (fig. 160). *Sphaeria plantaginis* Ces. and *Ascochyta plantaginis* were introduced as alternative names which are valid in this case (Art. 36.2).

**1742. a) Sphaeria Plantaginis } Ces. mspt.  
b) Ascochyta Plantaginis }**

In foliis Pl. lanceolatae gelu tactis simul occurrunt maculae nigrae indeterminatae e pyreniis jam nudo oculo distinguendis, emer-  
sis, globosis, illa Erysiphis lamprocarpae in eadem pl. obviae men-  
tentia; aliaeque maculae griseae subbullatae, primis orbiculares  
limitatae e minutissimis pyreniis entophleodibus constitutae unde fasci-  
culatim erumpunt sporae (?) filiformi-clavatae hyalinae continuae (?)  
crustam calvam Fusidiorum more efficientes. Hae Ascochytam prio-  
res Sphaeriam nostram praebent.

Vercellis, exeunte hieme 1851 — 52.

CESATI.

Fig. 160

*Phoma filum* f. *umbellatarum* Ces., in Rabenh., Klotzschii Herb. Viv. Mycol., Cent. 18: no. 1747, 1853 [and Bot. Zeitung **11**: 237, 1853; Flora **36**: 203, 1853], nom. inval. (Art. 36.1).

≡ *Sphaerellopsis filum* (Biv.) B. Sutton, Mycol. Pap. **141**: 196, 1977.

Notes: This forma was not validly published on the label of Klotzschii Herb. Viv. Mycol. 1742 (fig. 161) since introduced as “pro inter.” (see Art. 36.1).

**1747. Phoma filum, forma Umbellatarum**  
Ces. (pro inter.)

Sphaeronema Uredinearum FIEDL. in RABENH herb. mycol. N. 1659 certe ad Phoma filum reperendum, imo typicam ejus formam esse censeo. Si fructificationis evolutio perfecta sit, tunc sporidio-  
rum cirrhosa compago tenuissimum praebet capillitium, quo Phomae caespituli plane obteguntur: quod Sphaeronematis indolem adversatur. Hujus Phomae formas complures observavi, sed nondum rite com-  
paravi ut sat tute totidem species eas praedicare ausim.

Vercellis, in Puccinia Umbellatarum parasiticam legi ad caules Oreoselini exsiccatos, exeunte hieme 1851 — 52.

CESATI.

Fig. 161

*Graphium umbellatarum* Ces., in Rabenh., Klotzschii Herb. Viv. Mycol., Cent. 18: no. 1750, 1853 [and Bot. Zeitung **11**: 237, 1853; Flora **36**: 203, 1853], nom. nud.

*Ascospora pulverulenta* Riess, in Rabenh., Klotzschii Herb. Viv. Mycol., Cent. 18: no. 1754, 1853 [and Bot. Zeitung **11**: 237, 1853; Flora **36**: 203, 1853].

= *Pucciniastrum areolatum* (Fr.) G.H. Otth, Mitt. Naturf. Ges. Bern **531-552**: 85, [1863] 1864.

Notes: This species was validly published with a description on the label of Klotzschii Herb. Viv. Mycol. 1754 (fig. 162).

**1754. Ascospora pulverulenta** RIESS.

Perithecia hypophylla, maculae purpureae, angulatae irregulare  
insidentia, gregaria, ochracea, vix  $\frac{1}{12}$ “ lata, innato-prominula, ore  
subrotundo aperta. Sporae acrogenae, albae, subpellucidae, ovatae,  
verrucosae,  $\frac{1}{100}$ “ longae, in cirrhos breves propulsae, quibus mox  
dilapsis folia quasi farina conspersa esse videntur.

In foliis vivis Pruni Padi. Ad Cassellas m. Septembri 1852.

Fig. 162

*Depazea pyrina* Riess [as “pirina”], Hedwigia **1**: 24, and Pl. 3, Fig. 2, 1853.

≡ *Depazea pyrina* Riess [as “pirina”], in Rabenh., Klotzschii Herb. Viv. Mycol., Cent. 18: no. 1755, 1853 [and Bot. Zeitung **11**: 237, 1853; Flora **36**: 203, 1853], later isonyms.

= *Depazea pyricola* Desm., Pl. Crypt. France 721, 1834.

≡ *Septoria pyricola* (Desm.) Desm., Ann. Sci. Nat., Bot. Sér. 3, **14**: 114, 1850.

Notes: This species was first published in Hedwigia 1, 1853, and later with a description on the label of Klotzschii Herb. Viv. Mycol. 1755 (fig. 163). Saccardo (1884: 7) reduced *Depazea pyrina* to synonymy with *Septoria pyricola* (Desm.) Desm. This species was considered to belong in the life cycle of *Mycosphaerella pyri* (Auersw.) Boerema (Boerema 1970, Aptroot 2006), which still needs to be proven with molecular methods. The generic affinity of this species in the light of recent revisions of *Septoria* and allied genera is unclear as well (Quaedvlieg et al. 2012).

**1755. Depazea pyrina** RIESS.

Perithecium punctiforme, nigrum, apice dehiscens, macula expallenti circumdatum; sporae acrogenae, pedicellis simplicibus impositae, cylindricae, curvatae, triseptatae,  $\frac{1}{35}$  longae. Forma septisque sporarum recedit a plerisque Depazeis; sed quum in Depazea Aesculicola sporas ejusdem fere generis cognossem, fungum huc referre non dubitavi.

In foliis pyrinis. Cassellis, auctumno 1852.

Fig. 163

*Fusidium punctiforme* Schldl., Bot. Zeitung **10**: 617, 1852.

Notes: This species was validly published and described in 1852 (and not in 1858, as sometimes cited). Rabenh., Klotzschii Herb. Viv. Mycol., Cent. 18: no. 1774, 1853 was distributed with the name "**Fusidium punctiforme** (n. sp.)" with reference to Schlechtendal (1852), but without description.

*Oidium lamii* Rabenh., Klotzschii Herb. Viv. Mycol., Cent. 18: no. 1777, 1853 [and Bot. Zeitung **11**: 238, 1853; Flora **36**: 204, 1853].

= *Neoerysiphe galeopsidis* (DC.) U. Braun, Schlechtendalia **3**: 50, 1999.

Notes: This species was validly published with a description on the label of Klotzschii Herb. Viv. Mycol. 1777 (fig. 164).

**1777. Oidium Lamii** RABENH. MSPT.

O. sporis oblongo-cylindricis utrinque truncatis, ad apices leviter contractis. Doemitz (Flor. megapolit.). FIEDLER.

Fig. 164

*Septosporium curvatum* Rabenh., Klotzschii Herb. Viv. Mycol., Cent. 18: no. 1779, 1853 [and Bot. Zeitung **11**: 238, 1853; Flora **36**: 204, 1853], nom. nud.

= *Septosporium curvatum* Rabenh. & A. Braun, Ueber einige neue oder weniger bekannte Krankheiten der Pflanzen, welche durch Pilze erzeugt werden: 14, 1854.

*Psilonia cinerascens* Ces., in Rabenh., Klotzschii Herb. Viv. Mycol., Cent. 18: no. 1780, 1853 [and Bot. Zeitung **11**: 238, 1853; Flora **36**: 204, 1853].

Notes: This species was validly published with a description on the label of Klotzschii Herb. Viv. Mycol. 1780 (fig. 165).

**1780. Psilonia cinerascens** CES. MSPT.

Caespites effusi, plerumque hypodermii, stratum velutinum, primum e caeruleo v. viridulo cinereum praebent, tandem e sporidiis copiosis albis incanum. Hyphae graciles, articulis disparibus. Sporidia oblonga.

Vercellis, in imo caule radicibus marcescentibus Lycopi. Junio 1852. CESATI.

Fig. 165

*Ramularia pulchella* Ces., in Rabenh., Klotzschii Herb. Viv. Mycol., Cent. 18: no. 1781, 1853 [and Bot. Zeitung **11**: 238, 1853; Flora **36**: 204, 1853].

= *Ramularia pusilla* Unger, Exanth. Pfl.: 169, 1833.

Notes: This species was validly published with a description on the label of Klotzschii Herb. Viv. Mycol. 1781 (fig. 166). Braun (1998) reduced this species to synonymy with *R. pusilla*.

**1781. Ramularia pulchella** CES. MSPT.

E maculis roseis, ipsa demum rosea, surgens; hypophylla; floccis simplicibus, geniculatis, sporis ad genicula singulis, ovoideis, non septatis.

Vercellis, in caespitibus hybernantibus Dactylis glomeratae ad folia gelu tacta. — Febr. 1852. CESATI.

Fig. 166

*Nematogonum byssinum* Ces. [as "*Nematogonium*"], in Rabenh., Klotzschii Herb. Viv. Mycol., Cent. 18: no. 1782, 1853 [and Bot. Zeitung **11**: 238, 1853; Flora **36**: 204, 1853].

Notes: This species was validly published with a description on the label of Klotzschii Herb. Viv. Mycol. 1782 (fig. 167).

**1782. Nematogonium byssinum** Ces. mspt.  
 Ad hoc genus traho Hyphomycetem istum distinctissimum quippe hypharum fabrica, sed fructificationis mihi adhuc ignotae, quia diuturnae pluviae auctumnales omnia obruerunt. Totae sepes Ribesii latentis quodam morbo (dum Vites Oidium Teukeri infestabat) enecatae, infimam partem caudicis byssino fungillo, primitus griseo, dein fuliginoso et detersili, extus intusque, nec midulla excepta, obsessam praebebant.  
 Vercellis, sera aestate 1851 ad Ribes mox perituros. CESATI.

Fig. 167

*Cladosporium astroideum* Ces., in Rabenh., Klotzschii Herb. Viv. Mycol., Cent. 18: no. 1787, 1853 [and Bot. Zeitung **11**: 238, 1853; Flora **36**: 204, 1853].

Notes: This species was validly published with a description on the label of Klotzschii Herb. Viv. Mycol. 1782 (fig. 168). This is a recognized species of *Cladosporium* (see Bensch et al. 2012: 72).

**1787. Cladosporium astroideum** Ces. mspt.  
 Caespites nigro-olivacei ex hyphasmate maculas minutas orbiculares dendriticas praebente surgunt; nisi valde adulti conflunt. — Ne Cl. dendritico (WALLR.) identicum fingas.  
 Vercellis, ad caules Alismatis, culmos foliaque Typharum praesertim, cum Cl. lanciformi (mihi), primo vere 1852 legi. CESATI.

Fig. 168

*Cladosporium lanciforme* Ces., in Rabenh., Klotzschii Herb. Viv. Mycol., Cent. 18: no. 1788, 1853 [and Bot. Zeitung **11**: 239, 1853; Flora **36**: 204, 1853].

= *Cladosporium macrocarpum* Preuss, in Sturm, Deutsch. Fl. **3**(26): 28, 1848, nom. cons.

Notes: This species was validly published with a description on the label of Klotzschii Herb. Viv. Mycol. 1788 (fig. 169). This species was reduced to synonymy with *Cladosporium macrocarpum* (see Bensch et al. 2012: 181).

**1788. Cladosporium lanciforme** Ces. mspt.  
 Caespites lanceolati, laete virides, hyphis curtis dense stipatis; sporae ovaes, 1-septatae. — Num Cl. fasciculatum (CDA)?  
 Vercellis, ad Typhas Cl. astroideo nostro adsociatum legi primo vere 1852. CESATI.

Fig. 169

*Sclerotium clavus* var. *glyceriae* Lasch, in Rabenh., Klotzschii Herb. Viv. Mycol., Cent. 18: no. 1791 a, 1853 [and Bot. Zeitung **11**: 239, 1853; Flora **36**: 205, 1853], nom. nud.

*Sclerotium clavus* var. *ammophilae* Lasch, in Rabenh., Klotzschii Herb. Viv. Mycol., Cent. 18: no. 1791 c, 1853 [and Bot. Zeitung **11**: 239, 1853; Flora **36**: 205, 1853], nom. nud.

*Sclerotium clavus* var. *baldingeriae* Lasch, in Rabenh., Klotzschii Herb. Viv. Mycol., Cent. 18: no. 1791 d, 1853 [and Bot. Zeitung **11**: 239, 1853; Flora **35**: 205, 1853], nom. nud.

*Sclerotium clavus* var. *holci-mollis* Lasch, in Rabenh., Klotzschii Herb. Viv. Mycol., Cent. 18: no. 1791 e, 1853 [and Bot. Zeitung **11**: 239, 1853; Flora **36**: 205, 1853], nom. nud.

*Sclerotium clavus* var. *lolii* Lasch, in Rabenh., Klotzschii Herb. Viv. Mycol., Cent. 18: no. 1791 f, 1853 [and Bot. Zeitung **11**: 239, 1853; Flora **36**: 205, 1853], nom. nud.

*Sclerotium clavus* var. *agrostidis* Lasch, in Rabenh., Klotzschii Herb. Viv. Mycol., Cent. 18: no. 1791 g, 1853 [and Bot. Zeitung **11**: 239, 1853; Flora **36**: 205, 1853], nom. nud.

*Coniothecium phyllophilum* Rabenh., Klotzschii Herb. Viv. Mycol., Cent. 18: no. 1795, 1853 [and Bot. Zeitung **11**: 239, 1853; Flora **36**: 205, 1853], nom. illeg. (Art. 53.1), non Desm., 1845.

Notes: This species was published with a description on the label of Klotzschii Herb. Viv. Mycol. 1795 (fig. 170), but this name is illegitimate (younger homonym).

**1795. Coniothecium phyllophilum**

RABENH. (n. sp.).

Acervulis gregariis effusis atris, sporis subglobosis s. compresso-angulatis, olivaceis, conglobatis.

In foliis Lonicerae tartaricae pr. Driesen legit LASCH.

Fig. 170

*Solenodonta flotowii* Rabenh., Klotzschii Herb. Viv. Mycol., Cent. 18: no. Suppl. (1395), 1853 [and Bot. Zeitung **11**: 239, 1853; Flora **36**: 205, 1853], nom. nud. (and nom. illeg., Art. 52.1 – *Puccinia sarta* Preuss was cited as synonym).

= *Puccinia coronata* Corda, Icon. fung. (Prague) **1**: 6, 1837.

**Cent. 19**

*Agaricus valesiacus* Ces., in Rabenh., Klotzschii Herb. Viv. Mycol., Cent. 19: no. 1802, 1854 [and Bot. Zeitung **12**: 186, 1854; Flora **37**: 202, 1854], nom. inval (Art. 36.1).

= *Pleurotus valesiacus* Ces. ex Sacc., Syll. Fung. **5**: 357, 1887.

= *Hohenbuehelia valesiaca* (Ces. ex Sacc.) Singer, Lilloa **22**: 256, [1949] 1951.

Notes: This species was published on the label of Klotzschii Herb. Viv. Mycol. 1802 (fig. 171) with a description, but as “per interim” [nom. inval., Art. 36.1].

**1802. Agaricus valesiacus** CES. mss.

(per interim).

Pilei cuticula cinereo-tomentosa scabro-reticulata, marginem versus praesertim, ab *Ag. ostreato* et *saligno* differre video. Num tamquam illorum varietas ab aliis jam recensita fuerit, librorum defectus pro nunc investigare non sinit.

Saxon. in Vallesia infer. — Aug. 1852 ad truncum vetustum humi jacentem (Pyrastris?). CESATI.

Fig. 171

*Marasmius anomalus* Ces., in Rabenh., Klotzschii Herb. Viv. Mycol., Cent. 19: no. 1806, 1854 [and Bot. Zeitung **12**: 186, 1854; Flora **37**: 203, 1854].

= *Marasmius epodius* Bres., Fung. trident. 1(6-7): 88, 1887.

= *Marasmius littoralis* Quéf. & Le Bret., Bull. Soc. Amis Sci. Nat. Rouen, Sér. II, **15**: 169, [1879] 1880.

= *Marasmius caespitosus* Velen., Ceske Houby **1**: 183, 1920.

Notes: This species was validly published with a description on the label of Klotzschii Herb. Viv. Mycol. 1806 (fig. 172). *M. anomalus* is the oldest valid name for the species involved.

**1806. Marasmius anomalus** m.

Pileo membranaceo campanulato obtuso plicato obscure-alutaceo, lamellis (sine collario) liberis latis distantibus albidis, saepe fusco marginatis, stip. longo glabro nigro-fusco superne subincrassato basi insititio. In loco arenoso sepulcrorum publicor. pr. Driesen. LASCH.

Fig. 172

*Trametes lignicola* (var. *populina*) Lasch, in Rabenh., Klotzschii Herb. Viv. Mycol., Cent. 19: no. 1809, 1854 [and Bot. Zeitung **12**: 186, 1854; Flora **37**: 203, 1854].

= *Hapalopilus rutilans* (Pers. : Fr.) Murrill, Bull. Torrey Bot. Club **31**(8): 416, 1904.

Notes: This species was validly published with a description on the label of Klotzschii Herb. Viv. Mycol. 1809 (fig. 173).

**1809. Trametes lignicola** LASCH.

var. *populina*.

Pileo suberoso effuso-reflexo tomentoso, margine obtuso, poris majoribus subaequalibus angustatis.

Prope Driesen, ad ramos emort. Populi tremulae, rarissime. LASCH.

Fig. 173

*Peziza chlorinella* Ces., in Rabenh., Klotzschii Herb. Viv. Mycol., Cent. 19: no. 1812, 1854 [and Bot. Zeitung **12**: 186, 1854; Flora **37**: 203, 1854].

≡ *Calycellina chlorinella* (Ces.) Dennis, Kew Bull. **30**: 350, 1975.

Notes: This species was validly published with a description on the label of Klotzschii Herb. Viv. Mycol. 1812 (fig. 174).

**1812. *Peziza chlorinella* CES. Mspt.**  
 Minutissima, viridula, gregaria, semipellucens.  
 Vercellis: sero autumnno; ad caules putrescentes herbarum majorum in nemoribus humistratos. CESATI.

Fig. 174

*Peziza rhododendri* Ces., in Rabenh., Klotzschii Herb. Viv. Mycol., Cent. 19: no. 1814, 1854 [and Bot. Zeitung **12**: 186, 1854; Flora **37**: 203, 1854].

≡ *Encoeliopsis rhododendri* (Ces.) Nannf., Nova Acta Regiae Soc. Sci. Upsal., Ser. 4, **8**(2): 306, 1932.

Notes: This species was validly published with a description on the label of Klotzschii Herb. Viv. Mycol. 1814 (fig. 175).

**1814. *Peziza Rhododendri* CES. Mspt.**  
 Species cortice distincto notabilis.  
 In fol. et ramul. emortuis Rhododendri ferruginei.  
 In Monte Sempronii (Simplon). Jul. 1852. CESATI.

Fig. 175

*Peziza luteovirens* Lasch, in Rabenh., Klotzschii Herb. Viv. Mycol., Cent. 19: no. 1815, 1854 [and Bot. Zeitung **12**: 186, 1854; Flora **37**: 203, 1854], nom. illeg. (Art. 53.1), non Fr., 1822.

Notes: This species was published on the label of Klotzschii Herb. Viv. Mycol. 1815 (fig. 176), with a description, but this name is illegitimate [younger homonym].

**1815. *Peziza luteo-virens* m.**  
 Cupula plano-concava subtus stipiteque elongato leviter puberula.  
 Ad petiolos Aceris pr. Driesen. LASCH.

Fig. 176

*Peziza scrophulariae* Lasch, in Rabenh., Klotzschii Herb. Viv. Mycol., Cent. 19: no. 1816, 1854 [and Bot. Zeitung **12**: 186, 1854; Flora **37**: 203, 1854].

≡ *Trichopeziza scrophulariae* (Lasch) Sacc., Syll. fung. **8**: 425, 1889.

Notes: This species was validly published with a description on the label of Klotzschii Herb. Viv. Mycol. 1816 (fig. 177).

**1816. *Peziza Scrophulariae* m.**  
 Sessilis, minuta, subtremellosa, ex applanato-leviter convexa, incano-pallida flavescens, subtus puberula.  
 Ad caules putrid. Scrophul. nodos. pr. Driesen. LASCH.

Fig. 177

*Tubercularia filicis* Lasch, in Rabenh., Klotzschii Herb. Viv. Mycol., Cent. 19: no. 1818, 1854 [and Bot. Zeitung **12**: 186, 1854; Flora **37**: 203, 1854].

Notes: This species was validly published with a description on the label of Klotzschii Herb. Viv. Mycol. 1818 (fig. 178).

**1818. *Tubercularia Filicis* LASCH Mspt.**  
 Lateritia, glabra, rotundata, submarginata; stipite brevi, flavido; intus pallida; sporae oblongae.  
 In fronde emort. Aspidii Fil. maris pr. Driesen.

Fig. 178

*Arthrographium* Lasch and *Arthrographium stilboideum* Lasch, in Rabenh., Klotzschii Herb. Viv. Mycol., Cent. 19: no. 1821, 1854 [and Bot. Zeitung **12**: 186, 1854; Flora **37**: 203, 1854], nom. illeg. (Art. 52.1).

Notes: The genus *Arthrographium* and its type species *A. stilboideum* were published with a description on the label of Klotzschii Herb. Viv. Mycol. 1821 (fig. 179). However, these names were superfluous when introduced since Cesati (l.c.) referred to “Hedwigia 1: T. IV” the place where he introduced *Arthrotryum* and *A. stilboideum*, two names validly published according to Art. 38.10.

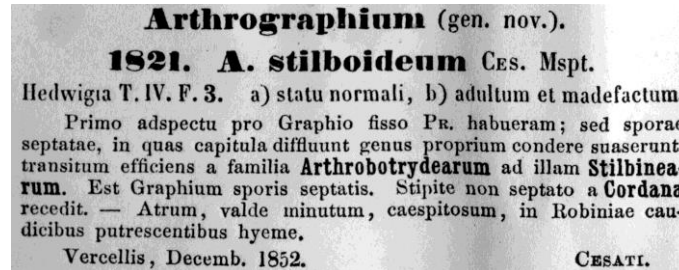


Fig. 179

*Sphaeria erythrospora* Riess, Hedwigia **1**: tab. V, fig. 5, 1854.

≡ *Sphaeria erythrospora* Riess, in Rabenh., Klotzschii Herb. Viv. Mycol., Cent. 19: no. 1827, 1854 [and Bot. Zeitung **12**: 187, 1854; Flora **37**: 203, 1854], later isonyms.

≡ *Pseudoophiobolus erythrosporus* (Riess) Phookamsak, Wanas., & K.D. Hyde, in Phookamsak et al., Fungal Diversity **87**: 324, 2017.

Notes: *Sphaeria erythrospora* was published on the label of Klotzschii Herb. Viv. Mycol. 1827 with a description (fig. 180). However, this species was first validly published in Hedwigia **1**, tab. V, according to Art. 38.7.

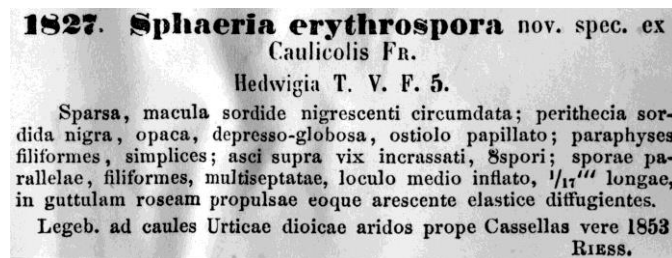


Fig. 180

*Sphaeria epicalamia* Riess, Hedwigia **1**: tab. IV, fig. 6, 1854.

≡ *Sphaeria epicalamia* Riess, in Rabenh., Klotzschii Herb. Viv. Mycol., Cent. 19: no. 1828, 1854 [and Bot. Zeitung **12**: 187, 1854; Flora **37**: 204, 1854], later isonyms.

≡ *Phaeosphaeria epicalamia* (Riess) L. Holm, Symb. Bot. Upsal. **14**(3): 114, 1957.

Notes: *Sphaeria epicalamia* was published on the label of Klotzschii Herb. Viv. Mycol. 1828 with a description (fig. 181). However, this species was first validly published in Hedwigia **1**, tab. IV, according to Art. 38.7, 38.10.



Fig. 181

*Sphaeria planiuscula* Riess, Hedwigia **1**: tab. IV, fig. 7, 1854.

≡ *Sphaeria planiuscula* Riess, in Rabenh., Klotzschii Herb. Viv. Mycol., Cent. 19: no. 1829, 1854 [and Bot. Zeitung **12**: 187, 1854; Flora **37**: 204, 1854], later isonyms.

≡ *Leptosphaeria planiuscula* (Riess) Ces. & De Not., Comm. Soc. Crittog. Ital. 1(fasc. 4): 236, 1863.

Notes: *Sphaeria planiuscula* was published on the label of Klotzschii Herb. Viv. Mycol. 1829 with a description (fig. 182). However, this species was first validly published in Hedwigia 1, tab. IV, according to Art. 38.7, 38.10.



Fig. 182

*Sphaeria fusispora* Duby ex Rabenh., Klotzschii Herb. Viv. Mycol., Cent. 19: no. 1832, 1854 [and Bot. Zeitung 12: 187, 1854; Flora 37: 204, 1854].

≡ *Ceriospora fusispora* (Duby ex Rabenh.) Sacc., Syll. Fung. 9: 845, 1891.

Notes: This species was validly published with a description on the label of Klotzschii Herb. Viv. Mycol. 1832 (fig. 183).

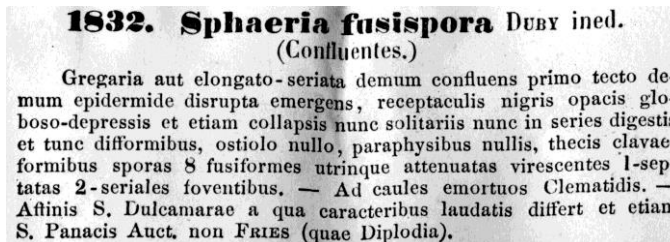


Fig. 183

*Sphaeria juniperi* Duby ex Rabenh., Klotzschii Herb. Viv. Mycol., Cent. 19: no. 1833, 1854 [and Bot. Zeitung 12: 187, 1854; Flora 37: 204, 1854], nom. illeg. (Art. 53.1), non Fr. 1823.

≡ *Laestadia juniperi* Sacc., Syll. Fung. 9: 585, 1891.

≡ *Herpotrichia juniperi* (Sacc.) Petr., Ann. Mycol. 23(1-2): 43, 1925.

= *Sphaeria pinetorum* Fuckel, Fungi Rhen. Exs.: no. 1797, 1868.

≡ *Herpotrichia pinetorum* (Fuckel) G. Winter, Rabenh. Krypt.-Fl., Edn 2 (Leipzig) 1.2: 208, 1885.

= *Lasiosphaeria scabra* Auersw., in Rabenhorst, Fungi Eur. Exs.: no. 1245, 1869.

= *Sphaeria scabra* Curr., Trans. Linn. Soc. London 22: 315, 1859.

Notes: This species was validly published with a description on the label of Klotzschii Herb. Viv. Mycol. 1833 (fig. 184).

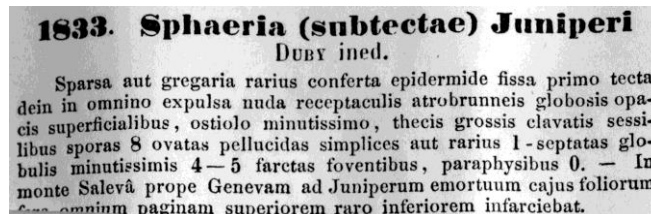


Fig. 184

*Sphaeria rhododendri* Ces., in Rabenh., Klotzschii Herb. Viv. Mycol., Cent. 19: no. 1836, 1854 [and Bot. Zeitung 12: 188, 1854; Flora 37: 204, 1854].

≡ *Wallrothiella rhododendri* (Ces.) Sacc., Syll. Fung. 9: 605, 1891.

Notes: This species was validly published with a description on the label of Klotzschii Herb. Viv. Mycol. 1836 (fig. 185).



**1836. Sphaeria (Obturata) Rhododendri**  
CES. mss.

Forsan erit qui ad *Sph. protusam* (FR.) vel *obturatam* (Ejusd.) ducere velit. Sed donec non innotuerit exacte fructificatio singularum Sphaeriarum simplicium in plurimis speciebus determinatio aequivoca. In nostra, cujus specimina eheu! nisi pro maxima parte vetusta et diffracta legere contigit, ascos cito evanescere puto, sporidia ovoideo-oblonga hyalina simplicia linquentes. Perithecia perfecta subglobosa ostiolum minutum quidem sed distinctum papillaeforme praebent.

Mons Sempronii (Simplon), Jul. 1852.

CESATI.

Fig. 185

*Sphaeria rhizomatum* Ces., in Rabenh., Klotzschii Herb. Viv. Mycol., Cent. 19: no. 1839, 1854 [and Bot. Zeitung **12**: 188, 1854; Flora **37**: 204, 1854], nom. nud.

*Sphaeria platani* Ces., in Rabenh., Klotzschii Herb. Viv. Mycol., Cent. 19: no. 1842, 1854 [and Bot. Zeitung **12**: 188, 1854; Flora **37**: 204, 1854], nom. nud.

≡ *Massaria platani* Ces., in Rabenh., Fungi Eur. Exs., Ed. Nov., Ser. Sec., Cent. 4: no. 323, 1861.

≡ *Splanchnonema platani* (Ces.) M.E. Barr, Mycotaxon **15**: 364, 1982.

Notes: *Sphaeria platani* is a nom. nud. (fig. 186), but *Massaria platani* was validly published by Cesati in Rabenh., Fungi Eur. Exs. 323, 1861 with a description on the label.

**1842. Sphaeria (Massaria) Platani**

CES. Mspt.

Teste cl. DE NOT. (in litt), tam a genuina ejus *Massaria inquinanti*, quam a *Sph. Pupula* certo certius differt.

Fig. 186

*Sphaeria spiculosa* var. *robiniae* Riess, Hedwigia **1**: tab. V, fig. 6, 1854.

≡ *Sphaeria spiculosa* var. *robiniae* Riess, in Rabenh., Klotzschii Herb. Viv. Mycol., Cent. 19: no. 1843, 1854 [and Bot. Zeitung **12**: 188, 1854; Flora **37**: 205, 1854], later isonyms.

≡ *Cryptovalsa rabenhorstii* (Nitschke) Sacc., Syll. Fung. **1**: 190, 1882.

Notes: *Sphaeria spiculosa* var. *robiniae* was published on the label of Klotzschii Herb. Viv. Mycol. 1843 with a description (fig. 187). However, this species was first validly published in Hedwigia **1**, tab. V, according to Art. 38.7.

**1843. Sphaeria spiculosa** var. **Robiniae.**

Hedwigia T. V F. 6. An Sphaeria Robiniae SCHWEIX. FRIES  
syst. II. 352.?

Characteres externi sat conveniunt. — Asci mox evanidi, clavati. Sporidia longius ad ascorum formam coacervata persistunt, cylindracea, arcuata, obtusa, pallide olivacea, non septata.

Dresdae, hieme, Sph. spiculosae consociata, sed illa rarior, ad caudices Robiniae Pseudacaciae. L. R.

Fig. 187

*Sphaeria cicutae* Lasch, in Rabenh., Klotzschii Herb. Viv. Mycol., Cent. 19: no. 1848, 1854 [and Bot. Zeitung **12**: 188, 1854; Flora **37**: 205, 1854], nom. nud.

*Dothidea sambuci* var. *loniceriae* Ces., in Rabenh., Klotzschii Herb. Viv. Mycol., Cent. 19: no. 1859, 1854 [and Bot. Zeitung **12**: 189, 1854; Flora **37**: 205, 1854].

Notes: Validly published with a brief diagnosis on the label of Klotzschii Herb. Viv. Mycol. 1859 (fig. 188).

**1859. Dothidea Sambuci** var. **Lonicerae**

CES. Mspt.

Polymorpha species, *D. Sambuci* per varia matrice maxime varians, diversis nominibus salutata fuit. — *D. Lonicerae* et *Xylostei foliicolae* sunt. — In ramulis emortuis Lonicerae Xylostei.

Saxon in Vallesia infer., Aug. 1852.

CESATI.

Fig. 188

*Septoria umbellatarum* Rabenh., Klotzschii Herb. Viv. Mycol., Cent. 19: no. 1864, 1854 [and Bot. Zeitung **12**: 189, 1854; Flora **37**: 205, 1854], nom. nud.

*Phyllosticta berberidis* Rabenh., Klotzschii Herb. Viv. Mycol., Cent. 19: no. 1865, 1854 [and Bot. Zeitung **12**: 189, 1854; Flora **37**: 205, 1854].

= *Phoma macrostoma* Mont., Ann. Sci. Nat., Bot., Sér. 3, **11**: 52, 1849.

≡ *Didymella macrostoma* (Mont.) Qian Chen & L. Cai, in Chen et al., Stud. Mycol. **82**: 177, 2015.

Notes: This species was validly published with a description on the label of Klotzschii Herb. Viv. Mycol. 1865 (fig. 189). Synonymy see van der Aa & Vanev (2002).

**1865. Phyllosticta Berberidis** RABENH. Mspt.  
Sporae oblongae s ovoideae, simplices s. uniseptatae, hyalinae.  
In fol. Berberidis vulg. pr. Dresdam. L. R.

Fig. 189

*Depazea vagans* var. *galeobdolonitis* Lasch, in Rabenh., Klotzschii Herb. Viv. Mycol., Cent. 19: no. 1866, 1854 [and Bot. Zeitung **12**: 189, 1854; Flora **37**: 205, 1854], nom. nud.

*Depazea asperulae* Lasch, in Rabenh., Klotzschii Herb. Viv. Mycol., Cent. 19: no. 1867, 1854 [and Bot. Zeitung **12**: 189, 1854; Flora **37**: 205, 1854], nom. nud.

*Cytospora elegans* Ces. (as “*Cytispora*”), in Rabenh., Klotzschii Herb. Viv. Mycol., Cent. 19: no. 1868, 1854 [and Bot. Zeitung **12**: 189, 1854; Flora **37**: 205, 1854].

Notes: This species was validly published with a description on the label of Klotzschii Herb. Viv. Mycol. 1868 (fig. 190).

**1868. Cytispora elegans** CES. Mspt.  
In ramulis emortuis Platanorum. — A *Massaria* (*Sphaeria*) **Platani** (NOB.), ejus comite, facile distinguenda, etiam si epidermide tecta. Pyrenia 6—10, stroma nullum.  
Vercellis, hyeme. CESATI.

Fig. 190

*Triposporium strepsiceras* Ces., Hedwigia **1**: tab. IV, fig. 2, 1854.

≡ *Triposporium strepsiceras* Ces., in Rabenh., Klotzschii Herb. Viv. Mycol., Cent. 19: no. 1874, 1854 [and Bot. Zeitung **12**: 189, 1854; Flora **37**: 206, 1854], later isonyms.

≡ *Ceratopodium strepsiceras* (Ces.) Sacc., Syll. Fung. **4**: 552, 1886.

Notes: *Triposporium strepsiceras* was published on the label of Klotzschii Herb. Viv. Mycol. 1874 with a description (fig. 191). However, this species was first validly published in Hedwigia **1**, tab. IV, according to Art. 38.7, 38.10.

**1874. Triposporium Strepsiceras** CES. Mspt.  
Hedwigia T. IV. F. 2.  
Sporis sessilibus 2—3fidis, partitionibus vermicularibus  $\infty$ -septatis fuscis concoloribus.  
Sporae certo sessiles in hyphasmate repente seu rectius callo eidem adfixae; quod optime intelligitur jam ope lentis acutioris, si specimina juniora examinentur, in quibus rete primitivum extensum sporis adhuc solitariis perspicitur. Hinc character generis, ad *Tr. elegans* (CDA.) et *Ficiniusium* (PREUSS) excusus, reformandus.  
Vercellis, ad basin caespitum quercus hyeme 1852—53, tam in cortice, quam in ligno denudato, effusum, et *Sporidesmio*? quodam (fig. b) passim adsociatum legi. CESATI.

Fig. 191

**1877. Cladosporium viticolum** CES. Mspt.  
Maculae primitus orbiculares, demum confluentes. Hyphae fasciculatim congestae, hypophyllae, olivaceo-fuliginosae strictae. Sporae subcervinae terminales, laete-virides, clavatae 5—7septatae.  
Vercellis, in fol. Vitis auctumno 1852.

Fig. 192

*Cladosporium viticola* Ces. (as “*viticolum*”), in Rabenh., Klotzschii Herb. Viv. Mycol., Cent. 19: no. 1877, 1854 [and Bot. Zeitung **12**: 189, 1854; Flora **37**: 206, 1854].

= *Pseudocercospora vitis* (Lév.) Speg., Anales Mus. Nac. Buenos Aires **20**: 438, 1910.

Notes: This species was validly published with a description on the label of Klotzschii Herb. Viv. Mycol. 1877 (fig. 192). Synonymy see Bensch et al. (2012).

*Botrytis pulvinulus* Ces., in Rabenh., Klotzschii Herb. Viv. Mycol., Cent. 19: no. 1881, 1854 [and Bot. Zeitung **12**: 190, 1854; Flora **37**: 206, 1854].

Notes: This species was validly published on the label of Klotzschii Herb. Viv. Mycol. 1881 (fig. 193) with a very brief description (“*cinerea*”).

**1881. Botrytis Pulvinulus** CES. Mspt.  
(Haplaria.)

Cinerea, in Sphaeriis degeneratis ad corticem Robiniae parasitica.  
Vercellis, auctumno 1852.

Fig. 193

*Ramularia dubia* Riess, Hedwigia **1**: tab. IV, fig. 9, 1854.

= *Ramularia dubia* Riess, in Rabenh., Klotzschii Herb. Viv. Mycol., Cent. 19: no. 1882, 1854 [and Bot. Zeitung **12**: 190, 1854; Flora **37**: 206, 1854], later isonyms.

= *Cercospora dubia* (Riess) G. Winter, Fungi Eur. Exs., Ed. Nov., Ser. Sec., Cent. 28: no. 2780, 1882, nom. illeg. (Art. 53.1), non Speg., 1880.

= *Cercospora chenopodii* Fresen., Beitr. Mykol. **3**: 92, 1863.

Notes: *Ramularia dubia* was published on the label of Klotzschii Herb. Viv. Mycol. 1882 with a description (fig. 194). However, this species was first validly published in Hedwigia 1, tab. IV, according to Art. 38.7, 38.10. Based on phylogenetic analyses, this species belongs in the genus *Cercospora*, with *C. chenopodii* as valid name (see Groenewald et al. 2013: 148).

**1882. Ramularia dubia** n. sp.

Hedwigia T. IV. F. 9.

Amphigena; mycelium endophytum, ramosum; flocci simplices, continui, fasciculati; sporae acrogenae, cylindricae, utrinque obtusae, pallidae, triseptatae,  $\frac{1}{56}$ — $\frac{1}{40}$ “ longae. Insidet in maculis arecentibus foliorum vivorum Atriplicis patulae, quae ab utraque parte pulvere griseo conspersa esse videntur.

Legeb. prope Cassellas auctumno 1853.

RIESS.

Fig. 194

*Myriocephalum botryosporum* var. *carpini* Riess, in Rabenh., Klotzschii Herb. Viv. Mycol., Cent. 19: no. 1884, 1854 [and Bot. Zeitung **12**: 190, 1854; Flora **37**: 206, 1854].

Notes: This variety was validly published on the label of Klotzschii Herb. Viv. Mycol. 1884 (fig. 195) by a reference to an earlier description published by Fresenius, Beitr. Mykol. **2**: 40, 1852 (and illustration – Tab. 5, Figs 3, 6) under an unnamed forma on *Carpinus betulus*.

**1884. Myriocephalum botryosporum**  
(DE NOTAR.) Mont. Var. *Carpini*.

Cfr. FRESEN. Beitr. z. Myc. II. p. 39 Tab. V. Fig. 1—9.

Legeb. in cortice carpineo prope Cassellas 1852 et 1853. RIESS.

Fig. 195

**1885. Oidium lactis** FRESEN. var. *luxurians*.

Legebam in muria cucumerum sale conditorum, quam fungillus tegumento continuo, denso, albo, villosa obducebat. Ab Oidio lactis, quod FRESEN. Beitr. I. p. 23. Tab. III. Fig. 41—43 illustravit, non differt nisi eximia luxuria omnium partium, maxime mycelii.

Cassellis, aestate 1853.

RIESS.

Fig. 196

*Oidium lactis* var. *luxurians* Riess, in Rabenh., Klotzschii Herb. Viv. Mycol., Cent. 19: no. 1885, 1854 [and Bot. Zeitung **12**: 190, 1854; Flora **37**: 206, 1854].

= *Geotrichum candidum* Link, Mag. Neuesten Entdeck. Gesammten Naturk. Ges. Naturf. Freunde Berlin **3**(1): 17, t. 1:26, 1809.

= *Dipodascus geotrichum* (E.E. Butler & L.J. Petersen) Arx, Antonie van Leeuwenhoek **43**: 36, 1977.

Notes: This variety was validly published with a description on the label of Klotzschii Herb. Viv. Mycol. 1885 (fig. 196).

*Fusidium anceps* Riess, in Rabenh., Klotzschii Herb. Viv. Mycol., Cent. 19: no. 1887, 1854 [and Bot. Zeitung **12**: 190, 1854; Flora **37**: 206, 1854].

Notes: This species was validly published with a description on the label of Klotzschii Herb. Viv. Mycol. 1887 (fig. 197).

**1887. *Fusidium anceps* n. sp.**  
Acervuli hypophylli, minuti, maculae flavescenti insidentes; sporae ovatae vel ovato-fusifor-  
mae, albae  $\frac{1}{250}$  —  $\frac{1}{250}$ '' longae. Habitat in foliis quercinis vivis.  
Legebam prope Cassellas auctumno 1853. RIESS.

Fig. 197

*Oidium aceris* Rabenh., Klotzschii Herb. Viv. Mycol., Cent. 19: no. 1892, 1854 [and Bot. Zeitung **12**: 190, 1854; Flora **37**: 207, 1854].

= *Sawadaea bicornis* (Wallr. : Fr.) Homma, J. Fac. Agric. Hokkaido Univ. **38**:371, 1937.

Notes: This species was validly published with a description on the label of Klotzschii Herb. Viv. Mycol. 1892 (fig. 198). Synonymy see Braun & Cook (2012: 173).

**1892. *Oidium Aceris* RABENH. Mspt.**  
Dense caespitosum, albido-rubescens; sporae ovoideae s. late ovatae, saepe truncatae, ad  $\frac{1}{50}$ '' longae.  
In fol. Aceris campestris, initio Julii, pr. Doemitz (Flor. megapol.). FIEDLER.

Fig. 198

*Sporodum asperum* Rabenh., Klotzschii Herb. Viv. Mycol., Cent. 19: no. 1894, 1854 [and Bot. Zeitung **12**: 190, 1854; Flora **37**: 207, 1854].

Notes: This species was validly published with a description on the label of Klotzschii Herb. Viv. Mycol. 1894 (fig. 199).

**1894. *Sporodum asperum* RABENH. Mspt.**  
Caespitosum, fusco-atrum; hyphae adscendentes vel erectae, longissimae, simplices, fuscae, septatae,  $\frac{1}{1000}$  —  $\frac{1}{1200}$ '' crassae; sporarum catenae ad basin laterales, 5—6geniculatae,  $\frac{1}{840}$ '' crassae, spora terminali aspera  $\frac{1}{600}$  —  $\frac{1}{630}$ '' crassa fusca.  
Ad fol. graminum majorum exsiccata pr. Moritzburg (Sachsen), 1852. L. R.

Fig. 199

*Mammaria* Ces. and *Mammaria echinobotryoides* Ces., in Rabenh., Klotzschii Herb. Viv. Mycol., Cent. 19: no. 1895, 1854 [and Bot. Zeitung **12**: 190, 1854; Flora **37**: 207, 1854].

Notes: The genus *Mammaria* and its type species *M. echinobotryoides* were simultaneously validly published with a description on the label of Klotzschii Herb. Viv. Mycol. 1895 (fig. 200) [Art. 38.5].

**1895. *Mammaria echinobotryoides* CES.**  
Mspt. (Gen. novum.)  
E forma sporarum facile ad *Echinobotryum* traheres; sed hyphasma proprium mihi evidens, intricatum, hyalinum, ramosum, repens. Sporae simplices, ex olivaceo nigrescentes, glomeratim in-  
spersae. *Collario* aliisque Sporotrichiaceis affine. — Crusta pulverulenta, crassa, aterrima Cavitatem Salicis i crustabat.  
Vercellis, ex auctumno in verum usque. CESATI.

Fig. 200

*Ustilago rhynchosporae* Saut., in Rabenh., Klotzschii Herb. Viv. Mycol., Cent. 19: no. 1896, 1854 [and Bot. Zeitung 12: 190, 1854; Flora 37: 207, 1854].

= *Cintractia gigantospora* Liro, Mycoth. Fenn., Fasc. 16: 11, 1935.

≡ *Ustanciosporium gigantosporum* (Liro) M. Piepenbr., Nova Hedwigia 70(3-4): 339, 2000.

Notes: This species was validly published with a description on the label of Klotzschii Herb. Viv. Mycol. 1896 (fig. 201).

**1896. Ustilago Rhynchosporae SAUTER Mspt.**

Spor. rotundae s. angulosae olivaceae glabrae conglobatae.  
In germine Rhynch. albae pr. Salzburg frequens, 1853.

Fig. 201

*Uredo longissima* var. *megalospora* Riess, in Rabenh., Klotzschii Herb. Viv. Mycol., Cent. 19: no. 1897, 1854 [and Bot. Zeitung 12: 190, 1854; Flora 37: 207, 1854].

= *Ustilago striiformis* (Westend.) Niessl, Hedwigia 15: 1, 1876.

Notes: This variety was validly published with a description on the label of Klotzschii Herb. Viv. Mycol. 1897 (fig. 202). Saccardo (1888: 485) reduced *U. longissima* var. *megalospora* to synonymy with *Tilletia striiformis* (≡ *Ustilago striiformis*). This synonymy could be confirmed by the examination of the duplicate deposited at HAL.

**1897. Uredo (Ustilago) longissima SOWERB.**

Var. *megalospora*.

Sporae subglobosae vel ovatae  $\frac{1}{190}$  diam. Habitat in foliis vivis Dactylidis et Poarum. Ea Uredinis longissimae varietas, quae ex *Glyceria fluitanti* nascitur, sporas habet diam. vix majores  $\frac{1}{250}$ .  
Legebam prope Cassellas aestate 1853. RIESS.

Fig. 202

**Cent. 20**

*Agaricus fuscillus* Lasch, in Rabenh., Klotzschii Herb. Viv. Mycol., Cent. 20: no. 1905, 1855 [and Bot. Zeitung 13: 282, 1855; Flora 38: 266, 1855].

≡ *Mycena fuscella* (Lasch) Sacc., Syll. Fung. 5: 283, 1887.

Notes: This species was validly published with a description on the label of Klotzschii Herb. Viv. Mycol. 1905 (fig. 203).

**1905. Agaricus fuscillus LASCH Mspt.**

Pileo subcarnoso convexo plano laevi glabro udo hygrophano expallente fusco, lamellis acute-adnatis confertis latiusculis tenuibus albis pallescentibus, sporis albis ovoideis, stipite longiusculo subtenui farcto glabro colore pilei, superne subincrassato.

Inter muscos prope Driesen.

Fig. 203

*Cantharellus infundibuliformis* var. *concolor* Rabenh., Klotzschii Herb. Viv. Mycol., Cent. 20: no. 1912, 1855 [and Bot. Zeitung 13: 283, 1855; Flora 38: 266, 1855], nom. nud.

**1915. Odontia bugellensis. Ces. mss.**

Effusa, adnata, dein rimosa, alba, ambitu byssino eoncolori contiguo, verrucis minutis granulaeformibus apice multifidis pallidis.

In ligno durissimo Castaneae vetustae reperi Bugellae a.o. 1850; hoc anno eadem sese pandens perdurabat eodem habitu, nisi quod pars senilis paullisper rufescebat. — Ab *O. fimbriata* sat superque distincta mihi visa; doleo, quod ligni indoles nullimode aptius eam avellere comesserit.

Aug. 1854.

CESATI.

Fig. 204

*Odontia bugellensis* Ces., in Rabenh., Klotzschii Herb. Viv. Mycol., Cent. 20: no. 1915, 1855 [and Bot. Zeitung 13: 283, 1855; Flora 38: 267, 1855].

≡ *Xylodon bugellensis* (Ces.) Hjortstam & Ryvarde, Syn. Fung. (Oslo) **23**: 99, 2007.

Notes: This species was validly published with a description on the label of Klotzschii Herb. Viv. Mycol. 1915 (fig. 204).

*Peziza viridibrunnea* Ces., in Rabenh., Klotzschii Herb. Viv. Mycol., Cent. 20: no. 1919, 1855 [and Bot. Zeitung **13**: 283, 1855; Flora **38**: 267, 1855].

≡ *Humaria viridibrunnea* (Ces.) Sacc., Syll. Fung. **8**: 147, 1889.

Notes: This species was validly published with a description on the label of Klotzschii Herb. Viv. Mycol. 1919 (fig. 205).

**1919. *Peziza* (Humaria) *viridi-brunnea* C e s. mss.**  
*P. gregaria*, sessilis, carnosa, primitus cupularis viridis, demum disco muhrino convexo marginem oblitterante. — Cupulae 3—5 mill. dense aggregatae a mutua pressione flexuosae. — Adulta in sicco minime distinguenda ab humo carbonario cui insidet. — Cum *P. carbonaria* non confundenda.  
 In carbonariis areis circa l'Oropa in Bugellensi provinci a. (Pedem.) — Aug. 1854. **CESATI.**

Fig. 205

*Peziza epiphylla* var. *populina* Lasch, in Rabenh., Klotzschii Herb. Viv. Mycol., Cent. 20: no. 1920, 1855 [and Bot. Zeitung **13**: 283, 1855; Flora **38**: 267, 1855].

Notes: This variety was validly published with a description on the label of Klotzschii Herb. Viv. Mycol. 1920 (fig. 206).

**1920. *Peziza epiphylla* PERS.**  
 var. *populina* Lasch.  
 Minuta alba pallescens glabra, disco planiusculo, margine acuto, stipite brevi v. elongato superne subincrassato.  
 Ad folia putrida Populi nigrae pr. Driesen. 1854.

Fig. 206

*Peziza occulta* Ces., in Rabenh., Klotzschii Herb. Viv. Mycol., Cent. 20: no. 1922, 1855 [and Bot. Zeitung **13**: 283, 1855; Flora **38**: 267, 1855].

≡ *Psilachnum occultum* (Ces.) Raitv. [as "*occulta*"], Scripta Mycol., Tartu **20**: 104, 2004.

Notes: This species was validly published with a description on the label of Klotzschii Herb. Viv. Mycol. 1922 (fig. 207).

**1922. *Peziza occulta* C e s. mss.**  
*Gregaria*; membranacea, hinc in sicco contracta, cyathiformis, puncto adfixa; extus furfurella, e viridi luteola, ore flocculoso albicante. Minutissima, sed denso grege facile conspicua.  
 Vercellis: vere usque in aestatem; ad caules Ebuli sub foliis conglobatis v. terra sepultos.

Fig. 207

**1926. *Peziza Calamaria* C e s. mss.**  
 Microscopica, solitaria, sessilis, rumpens, ceracella, carneominiata, cupularis, margine obtuso, disco planiusculo. — Fructificatio nondum clara; fere *Dacrymycetis* ascigeri; de quo cfr. Fr. in Summa pl. Scand. Biella (Pedemont.) ad folia et culmos exsicc. Festucae vel Calamagrostidis cujusdam. — Auto 850. **CESATI.**

Fig. 208

*Peziza calamaria* Ces., in Rabenh., Klotzschii Herb. Viv. Mycol., Cent. 20: no. 1926, 1855 [and Bot. Zeitung **13**: 283, 1855; Flora **38**: 267, 1855].

≡ *Orbilina calamaria* (Ces.) Sacc., Syll. Fung. **8**: 632, 1889.

Notes: This species was validly published with a description on the label of Klotzschii Herb. Viv. Mycol. 1926 (fig. 208).

*Stictis furfurella* Ces., in Rabenh., Klotzschii Herb. Viv. Mycol., Cent. 20: no. 1929, 1855 [and Bot. Zeitung **13**: 284, 1855; Flora **38**: 267, 1855].

Notes: This species was validly published with a description on the label of Klotzschii Herb. Viv. Mycol. 1929 (fig. 209).

**1929. Stictis furfurella** Ces. mss.  
 Pustulae erumpunt orbiculares, vertice farinoso primum Sphaerium incusam simulantes, demum lacerato marginem spurium plus minus denticulatum et inflexum, postremo obtusum sistentes. Discus cito turgescit et e convexiusculo, tunc pruinoso, viride fit et ad ultimum planum nigrum pulveraceum. Hymenium sat crassum paraphysibus generis constat atque ascis sublinearibus elongatis unde sporidia numerosissima minuta oblonga s. cylindracea obtusa diffluunt. Pro aetate et matrice valde variat; forsan in *Phacidium carbonaceum* abiens.  
 Vercellis: ad caules herbarum ramosque arborum (*Robiniae*, *Spartii Scoparii* etc.) plus minus consumptos nunc solitaria nunc, sed rarior, denso grege. — Vere, aestate.  
 CESATI.

Fig. 209

*Pistillaria inaequalis* Lasch, in Rabenh., Klotzschii Herb. Viv. Mycol., Cent. 20: no. 1930, 1855 [and Bot. Zeitung **13**: 284, 1855; Flora **38**: 267, 1855].

≡ *Cnazonaria inaequalis* (Lasch) Donk, Meded. Bot. Mus. Herb. Rijks Univ. Utrecht **9**: 99, 1933.

Notes: This species was validly published with a description on the label of Klotzschii Herb. Viv. Mycol. 1930 (fig. 210).

**1930. Pistillaria inaequalis** LASCH Mspt.  
 Subrotunda, obovata oblongave alba pruinosa, stipite brevi v. elongata leviter floccoso, basi subincrassato.  
 Ad ramos emort. Spartii pr. Driesen.

Fig. 210

*Stilbum rhizomorpharum* Ces., Hedwigia **1**(10): tab. X, fig. 15, 1855.

≡ *Stilbum rhizomorpharum* Ces., in Rabenh., Klotzschii Herb. Viv. Mycol., Cent. 20: no. 1931, 1855 [and Bot. Zeitung **13**: 284, 1855; Flora **38**: 268, 1855], later isonyms.

≡ *Pseudographiella rhizomorpharum* (Ces.) Illman, Rogerson & G.P. White, Mycologia **77**(4): 665, 1985.

Notes: This species was published on the label of Klotzschii Herb. Viv. Mycol. 1931 with a description (fig. 211). However, this species was first validly published in Hedwigia 1, tab. X, fig. 15, according to Art. 38.7, 38.10.

**1931. Stilbum (Atractium) Rhizomorpharum** Ces. mss.  
 HEDWIGIA T. X. F. 15.  
 Magnitudine habituque S. piliforme refert; sed nostri spora elongato-fusiforment, utrinque acuminatae. Stipitis fibrosi apex reapse in fibrillas solvitur, quae forsans bosidia sistunt; hinc transitus ad Graphium. Spora guttulis repletas mihi visae sunt. Stipes brunneus tamen in fibras non scinditur. Capitulum sporarum sordescens. In Cavitate Fagi putridae ad Rhizomorphas tabefactas. — Oropa (Pedemout.): Aug. 1854. CESATI.

Fig. 211

*Sphaeria chondrospora* Ces., Hedwigia 1(10): tab. XI, fig. 2, 1855.

≡ *Sphaeria chondrospora* Ces., in Rabenh., Klotzschii Herb. Viv. Mycol., Cent. 20: no. 1932 b, 1855 [and Bot. Zeitung 13: 284, 1855; Flora 38: 268, 1855], later isonyms.

≡ *Pseudomassaria chondrospora* (Ces.) Jacz., Bull. Herb. Boissier 2: 663, 1894.

Notes: This species was published on the label of Klotzschii Herb. Viv. Mycol. 1932 b with a description (fig. 212). However, this species was first validly published in Hedwigia 1, tab. XI, fig. 2, according to Art. 38.7, 38.10.

**1932 a). Spilobolus Tiliae** Lk. Handb. III.  
pag. 380.

*Sphaeria Tiliae* Pers. Rabenh. Handb. I. pag. 181.

**1932 b). Sphaeria chondrospora** Ces. mss.  
HEDWIG. T. XI. F. 1.

Ad Tiliarum ramos emortuos: Vercellis, ineunte hyeme 1854. Etsi Sphaeriacea ista jam in tertia Centuria sub N. 256 edita fuerit nomine Sphaeriae (nunc Rabenhorstia Fr. Summ. pag. 410) Tiliae Pers., iterum eam salutare non pigeat, dum ad illustrandam hanc speciem tam versipellem nondum omnia manifesta fuerint. Celeberrimus Fries traxit ad Rabenhorstias suas (l. c.) ob pyrenium interdum cellulosum et sporidia simplicia pellucida. Alias ibi enumeratas species examinare mihi non licuit; sed certe fungilli nostri pyrenium coriaceum nec carbonaceum, nucleusque e basidiis plerumque furcatis constans, qualia et. De Notaris Spilobolo Lk. caractere reformato, tribuit in Decade VII. sua sub Sp. Oleae. Adrogas pyrenia minime cellulosa in speciminibus nostris. Diceret Sphaeriae pyrenium nucleo Tubercularioide! — Ad sociatam invenis Sphaerulam quamdam valde minutam, depressam, quoque in cortice nidulantem, ostiolo nullo, poro dehiscentem, ascis brevibus amplis tenuissimis et mox fatiscentibus octosporis, paraphysibus nullis intermixtis, sporis ovoideis, subhyalinis, intus homogeneis granulosis, basi pellucida! Num spora reapse 1-septatae, loculo inferiori diminuto? An lateat in agmine corticolarum jam editarum, mihi ignotum. Pro interim, Sphaeriam chondrosporam adpello. — Addam Notarisium in specimina stylophora Spiloboli incidisse; uti ex litt. ejus recentissimis. CESATI.

Fig. 212

*Sphaeria fenestrans* Duby ex Rabenh., Klotzschii Herb. Viv. Mycol., Cent. 20: no. 1933, 1855 [and Bot. Zeitung 13: 285, 1855; Flora 38: 269, 1855].

≡ *Sphaeria fenestrans* Duby, Fl. Crypt. Flandres (Paris) 1: 348, 1867, later isonym.

≡ *Sydowiella fenestrans* (Duby ex Rabenh.) Petr., Ann. Mycol. 21(1/2): 30, 1923.

Notes: This species was validly published with a description on the label of Klotzschii Herb. Viv. Mycol. 1933 (fig. 213).

**1933. Sphaeria** (caulicolae) **fenestrans**  
Dub. ined.

S. receptaculis nigris primo sparsis demum congestis confluentibusque innatis basi applanata primo conicis demum depressoconceavis, primo epidermide tectis demum nudis, ostioli epidermidem dilacerantibus plus minus elongatis cylindricis conicisve primo acutis demum papillatis tandem caducis receptaculum diffractum relinquentibus, thecis cylindricis elongatis sporas 8 hyalinas 1-seriales hemisphaeres 2 septo disjunctis sporulam globosam rarius 2 includentibus conflatas forentibus. — Ad caules emortuos: Epilobii spicati in Jurasso — A Sph. tosta Berk Epilobium hirsutum in Anglia incolenta valde diversa etiamsi ei pe fructificationem affinis.

Fig. 213



*Sphaeria phaeospora* Duby ex Rabenh., Klotzschii Herb. Viv. Mycol., Cent. 20: no. 1934, 1855 [and Bot. Zeitung **13**: 285, 1855; Flora **38**: 269, 1855].

≡ *Pleospora phaeospora* (Duby ex Rabenh.) Ces. & De Not., Comm. Soc. Crittog. Ital. **1**(fasc. 4): 218, 1863.

Notes: This species was validly published with a description on the label of Klotzschii Herb. Viv. Mycol. 1934 (fig. 214).

**1934. Sphaeria (Villosae) phaeospora**

Dyb. ined.

S. receptaculis innatis erumpentibus demum epidermidem perforantibus sparsis vel gregariis aterrimis opacis globosis in parte superiori fasciculo pilorum concolorum rigido-divergentium demum caducorum onustis, ostioli papillaeformibus, thecis grossis ovato-clavaeformibus sporas elongato-ovoideas primo dilute brunneas 1-septatas, dein intensiores 3-4-septatas, demum atro-brunneas opacas cellulosas foventibus; paraphysibus 0. Ad folia et caules Sempervivorum exsiccatorum ad rupes Montis Cenisii. — Pars foliorum in qua nidulantur receptacula exalbescit, caulium vero nigrescit. In foliis receptacula sparsa, in caulibus gregaria sunt.

Fig. 214

*Sphaeria ceriospora* Duby ex Rabenh., Klotzschii Herb. Viv. Mycol., Cent. 20: no. 1937, 1855 [and Bot. Zeitung **13**: 285, 1855; Flora **38**: 269, 1855].

≡ *Ceriospora dubyi* Niessl, Verh. Naturf. Vereins Brünn **14**: 169, 1876.

Notes: This species was validly published with a description on the label of Klotzschii Herb. Viv. Mycol. 1937 (fig. 215).

**1937. Sphaeria (Subtectae) ceriospora**

DUBY ined.

S. receptaculis sparsis purpureo-atris globosis conicis compressive nidulantibus exsertisque epidermide primo tectis, ostioli acutis cylindricis brevibus epidermidem perforantibus saepe illa sublevata caducis, thecis ovato-clavatis sporas 8 hyalinas ovato-cymbiformes utrinque (interdum in parte inferiori tantum) appendicibus filiformibus donatas sporulis 2 (rarius unica) globosis foetas 2-seriales foventibus — In caulibus siccis Humuli Lupuli prope Genevam.

Fig. 215

*Sphaeria ketmiae* Ces., in Rabenh., Klotzschii Herb. Viv. Mycol., Cent. 20: no. 1938, 1855 [and Bot. Zeitung **13**: 285, 1855; Flora **38**: 269, 1855].

≡ *Valsa ketmiae* (Ces.) De Not., Comm. Soc. crittog. Ital. **1**(fasc. 4): 209, 1863.

Notes: This species was validly published with a description on the label of Klotzschii Herb. Viv. Mycol. 1938 (fig. 216).

**1938. Sphaeria (Conerescens) ketmiae**

Ces. mss.

Proxima Sph. spiculosae, sed abunde distincta pyreniis brunneis punctatis in acervulae 4—6 aggregatis, ostioli rudibus teretibus (facile diffractis) seriatim sese revelantia; saepissime ab epidermide late secedenti unicum tenui stromate nigro effuso avulsa et a parenchymate corticali omnino liberata.

Brixiae ad Ketmiae syriacae truncos in sepe emortuos sed jam effoetam legi ao, 846. CESATI.

Fig. 216

*Diplodia dianthi* Ces., in Rabenh., Klotzschii Herb. Viv. Mycol., Cent. 20: no. 1943, 1855 [and Bot. Zeitung **13**: 286, 1855; Flora **38**: 270, 1855].

≡ *Diplodina dianthi* (Ces.) Sacc., Syll. Fung. **3**: 412, 1884.

Notes: This species was validly published with a description on the label of Klotzschii Herb. Viv. Mycol. 1943 (fig. 217).

**1943. *Diplodia Dianthi* C es. Mss.**  
 Hypophleodes; gregaria, minutissima, peritheciis astomis;  
 sporidiis ovalibus hyalinis 1-septatis.  
 Vercellis: in caulib. exsicc. *Dianthi* proliferi frequen-  
 tissima. CESATI.

Fig. 217

*Poronia macropoda* Ces. and *P. macropoda* var. *cladonioides* Ces., in Rabenh., Klotzschii Herb. Viv. Mycol., Cent. 20: no. 1946, 1855 [and Bot. Zeitung 13: 286, 1855; Flora 38: 270, 1855].

Notes: These taxa were validly published with descriptions on the label of Klotzschii Herb. Viv. Mycol. 1946 (fig. 218). These names appeared first in Cesati (1847: 494), but without any description. These names are missing in fungal databases.

**1946. *Poronia macropoda* } C es. mss.**  
 - *β cladonioides* }  
 et in Giorn. d. Istit. di Mil. 1847.  
 Cum serius ex Ann. d. Sc. Nat. 1836. T. VI. mihi  
 innotuisset descriptio Sph. (*Poroniae*) punctatae var.  
 vedipodae (Montgn.), facile perspexi meam speciem for-  
 san, aut ne forsan, ad illam anamorphosin esse referendam.  
 Sat mirum, attamen, semper erit. Sph. punctatam,  
 etsi longe lateque quaesitam, adhuc apud nos desiderari. —  
 Varietas *β* evolutione thalli insignis dum specimina 3-unci-  
 alis altitudinis possideo!  
 Discus semper cervinus et politus, nunquam albo-pulverulen-  
 tus. Ostiola papillosa perforata prominentia.  
 Unica vice ad pagum di Bosisio (Insubria) reperi, sero  
 autumno 1846. CESATI

Fig. 218

*Sporocadus subglobatus* Preuss, in Rabenh., Klotzschii Herb. Viv. Mycol., Cent. 20: no. 1947, 1855 [and Bot. Zeitung 13: 286, 1855; Flora 38: 270, 1855].

≡ *Sporocadus subglobatus* Preuss, Linnaea 26(6): 723, 1855 [Heft 6 (pp. 641–807) was published in Sept. 1855], later isonym.

Notes: This species was validly published with a description on the label of Klotzschii Herb. Viv. Mycol. 1947 (fig. 219). The description in “Botanische Zeitung 13: 286, 1855” was published in April 1855.

**1947. *Sporocadus subglobatus* Pr.**  
 Peritheciis ovatis corneis tum papillatis cortici primo inser-  
 tis epidermis tollitur; pulpa fusca; basidiis filiformibus;  
 sporis oblongis inaequalibus, subbicoilis, fuscis; episporio  
 intenso-fusco; nucleo diluto-fusco cum guttulis oleosis.  
 Habitat in cortice frondosorum.

Fig. 219

*Dothidea napelli* Ces., in Rabenh., Klotzschii Herb. Viv. Mycol., Cent. 20: no. 1952a, 1855 [and Bot. Zeitung 13: 286, 1855; Flora 38: 270, 1855].

≡ *Mazzantia napelli* (Ces.) Sacc., Atti Soc. Veneto-Trent. Sci. Nat., Padova, Sér. 4, 4: 125, 1875.

Notes: This species was validly published with a description on the label of Klotzschii Herb. Viv. Mycol. 1952 a (fig. 220).

*Sacidium alprestre* Ces., in Rabenh., Klotzschii Herb. Viv. Mycol., Cent. 20: no. 1952b, 1855 [and Bot. Zeitung 13: 286, 1855; Flora 38: 270, 1855].

Notes: This species was simultaneously validly published together with *Dothidea napelli* with a description on the label of Klotzschii Herb. Viv. Mycol. 1952 b (fig. 220).

1952 a). **Dothidea? Napelli** } C e s. mss.  
 1952 b). **Sacidium alpestre** }  
 Sub maculis nigro-fuscis depressis, margine obscuriori acute limitatis, omnino *Leptostroma* simulantibus, latitant nuclei albi, vix pyrenio genuino excepti, depressi, immaturi ex ascis elongatis polysporis? constantes, paraph. nullis intermixtis? Haec *Dothidea* nostra.  
 Jam multis abhinc annis in monte Resegone (Mediol. ditionis) ad *Aconiti Napelli* caules exsiccatos legeram; nunc iterum in Valle Stramba (Bugell. ditionis: Pedem.) mihi obviam venit, socia *Sacidio*, quod alpestris nomine offerimus sporidiis sublunulatis utrinque obtusis distincta. Aug. mens. 1854. CESATI

Fig. 220

*Rhytisma cotini* Ces., in Rabenh., Klotzschii Herb. Viv. Mycol., Cent. 20: no. 1953, 1855 [and Bot. Zeitung 13: 287, 1855; Flora 38: 270, 1855].

Notes: This species was validly published with a description on the label of Klotzschii Herb. Viv. Mycol. 1953 (fig. 221).

1953. **Rhytisma Cotini** C e s. mss.  
 Primo intuitu pro *Apiosporia* quodam habueram, sed fructificatio nullimode respondet, imo minime clara. Simile admodum video *Rh. zeino* Béreng. (in Att. del Congr. d. Milano. 1844.  
 Brixiae: sero autumnō et magis hyeme. (1846—1848). CESATI.

Fig. 221

*Septoria rhamni-catharticae* Ces. (as “*rhamni-cathartici*”), in Rabenh., Klotzschii Herb. Viv. Mycol., Cent. 20: no. 1956, 1855 [and Bot. Zeitung 13: 287, 1855; Flora 38: 271, 1855].

Notes: This species was validly published with a description on the label of Klotzschii Herb. Viv. Mycol. 1956 (fig. 222).

1956. **Septoria Rhamni Cathartici**  
 C e s. Mspt.  
 Sporidia longa acuminata!  
 In fol. *Rh. Cathartici*; Brixiae leg. CESATI.

Fig. 222

*Phoma filum* f. *iridearum* Ces., in Rabenh., Klotzschii Herb. Viv. Mycol., Cent. 20: no. 1959a, 1855 [and Bot. Zeitung 13: 287, 1855; Flora 38: 271, 1855].

Notes: Validly published on the label of Klotzschii Herb. Viv. Mycol. 1959a (fig. 223) as substrate/host forma.

1959 a). **Phoma filum, forma Iridearum**  
 C e s. Mspt.  
 In fol. *Irideos* cujusdam *Uredini* innascens.  
 Bosisia (ad lacum *Eupitim* in Insubria); autumnō sero 1846. CESATI.

Fig. 223

*Phoma filum* f. *leguminosarum* Ces., in Rabenh., Klotzschii Herb. Viv. Mycol., Cent. 20: no. 1959 b, 1855 [and Bot. Zeitung 13: 287, 1855; Flora 38: 271, 1855].

Notes: Validly published on the label of Klotzschii Herb. Viv. Mycol. 1959 b (fig. 224) as substrate/host forma.

1959 b). **Phoma filum, forma Leguminosarum** C e s. Mspt.  
 In *Lathyro* quodam exsiccato, *Ured. Leguminosarum* inhabitantem legi Brixiae longob. mense Febr. 1846. CESATI.

Fig. 224

*Discosia minuta* Ces., in Rabenh., Klotzschii Herb. Viv. Mycol., Cent. 20: no. 1961, 1855 [and Bot. Zeitung **13**: 287, 1855; Flora **38**: 271, 1855].

Notes: This species was validly published with a description on the label of Klotzschii Herb. Viv. Mycol. 1961 (fig. 225).

**1961. *Discosia minuta* C e s. m s s.**  
**D.** (microspora) epiphylla, pyreniis gregariis planiusculis; sporidiis cylindraccis obsolete curvulis; aristis ex apicibus potius emergentibus, axi sporidiorum fere parallelis, iisque aequilongis.  
 All'Oropa (Pedem.), ad fol. sicca Saxifr. cuneifoliae.  
 — Aug. 1854. CESATI.

Fig. 225

*Physarum macrocarpum* Ces. [as "*macrocarpon*"], in Rabenh., Klotzschii Herb. Viv. Mycol., Cent. 20: no. 1968, 1855 [and Bot. Zeitung **13**: 287, 1855; Flora **38**: 271, 1855].

≡ *Badhamia macrocarpa* (Ces.) Rostaf., Śluzowce monogr. (Paryz): 143, [1874] 1875.

Notes: This species was validly published with a description on the label of Klotzschii Herb. Viv. Mycol. 1968 (fig. 226).

**1968. *Physarum macrocarpon* C e s. M s p t.**  
 Memorabilis species; jam tertio anno vegetantem observo in *Auricularia Mesenterica* vetusta. Sat persistens; prima aetate flavida. — Peridia reticulato-rugosa, albocinerea; flocci albi; sporidia nigra; columella nulla. Vercellis; per annum. CESATI.

Fig. 226

*Helminthosporium rhizoctonon* Rabenh., Klotzschii Herb. Viv. Mycol., Cent. 20: no. 1970, 1855 [and Bot. Zeitung **13**: 299, 1855; Flora **38**: 271, 1855].

= *Rhizoctonia crocorum* (Pers.) DC., Fl. Franç. **6**: 111, 1815.

Notes: This species was validly published with a description on the label of Klotzschii Herb. Viv. Mycol. 1970 (fig. 227).

**1970. *Helminthosporium rhizoctonon***  
**R A B E N H. M s p t.**  
 Caespit. violaceo-purpureis; floccis (hyphis) flexuosis, saepius torulosis, parce ramosis, fuscis; sporis e globoso-oblongis s. fusiformibus, hyalinis, demum turbatis et coloratis, 1—3 septatis.  
 Ad radices Dauci et Brassicarum aliarumque ejusmodi domesticarum abundanter, auctumno pr. Bunzlau leg. J. KUEHN.

Fig. 227

*Peronospora hepaticae* Casp., in Rabenh., Klotzschii Herb. Viv. Mycol., Cent. 20: no. 1972, 1855 [and Bot. Zeitung **13**: 299, 1855; Flora **38**: 271, 1855], nom. nud.

≡ *Peronospora hepaticae* Casp., Ber. Bekanntm. Verhandl. Königlich Preuss. Akad. Wissensch. Berlin **3**: 329, 1855.

≡ *Plasmopara hepaticae* (Casp.) C.G. Shaw, Mycologia **41**(3): 334, 1949.

*Oedocephalum crystallinum* Ces., Hedwigia **1**: tab. IV, fig. 3, 1855.

≡ *Oedocephalum crystallinum* Ces., in Rabenh., Klotzschii Herb. Viv. Mycol., Cent. 20: no. 1974, 1855 [and Bot. Zeitung **13**: 299, 1855; Flora **38**: 271, 1855], later isonyms.

Notes: This species was published with a description on the label of Klotzschii Herb. Viv. Mycol. 1974 (fig. 228). However, this species was first validly published in Hedwigia 1, tab. IV, fig. 3, according to Art. 38.7, 38.10.

**1974. Oedocephalum? crystallinum**

Ces. Mspt. HEDWIGIA T. IV. F. 3.

Ad Cephalosporii species ob stipitem septatum nostram referre nequiveram; de Oedocephalo vix dubitaverim, nisi in culmis caesis Zeae Maydis reperissem fungillum indole tota, sporarumque fabrica, huic perfecte analogum, sed stipitibus singula articula oedematosa ad apicem gerentibus; diceres praesentis speciei typum genericum magis evolutum; sed hanc semper solo apice fructiferam vidi. Senio sporae subochraceae fiunt; num in hoc statu Oed. elegans (Preuss.) sistant? - In pluribus speciminibus obducit caespitulos atros

Sporidesmii macrochaeti mihi sporis 7—9 septatis in appendicem sublongiorem productis a Sp. ciliato diversi.

Vercellis; in Ulmis cariosis, Jan. 1853. CESATI.

Fig. 228

*Nodulisporium sphaerosporum* Ces., in Rabenh., Klotzschii Herb. Viv. Mycol., Cent. 20: no. 1975, 1855 [and Bot. Zeitung **13**: 300, 1855; Flora **38**: 272, 1855].

≡ *Acladium sphaerosporum* (Ces.) S. Hughes, Canad. J. Bot. **36**: 732, 1958.

Notes: This species was validly published with a description on the label of Klotzschii Herb. Viv. Mycol. 1975 (fig. 229).

**1975. Nodulisporium sphaerosporum**

Ces. mss.

Sporis sphaericis neque ovatis imprimis differt a *N. ochraceo* (Preuss. in Linn. XXIV. pag. 20). Genus maxime memorabile ob sporophora sporas verrucosas facile mentientia, ovata v. obovata v. ellipsoidea, obtusa v. apiculata, colorata semper et verrucis 4—6 sporas globosas, primitus semipellucidis intus granulosas, dein opacas ferrugineas hilo instructas, facile deciduas gerentibus. Sub cortice putrescenti pali Castaneae. — Biella (Pedemont.) Aut. 850. CESATI.

Fig. 229

*Actinothecium* Ces. and *A. caricicola* Ces., in Rabenh., Klotzschii Herb. Viv. Mycol., Cent. 20: no. 1976, 1855 [and Bot. Zeitung **13**: 300, 1855; Flora **38**: 272, 1855].

Notes: The new genus and new species were validly published with descriptions on the label of Klotzschii Herb. Viv. Mycol. 1976 (fig. 230).

*Dactylium olivaceum* Ces., in Rabenh., Klotzschii Herb. Viv. Mycol., Cent. 20: no. 1978, 1855 [and Bot. Zeitung **13**: 300, 1855; Flora **38**: 272, 1854], nom. nud.

*Steirochaete solani* Casp., in Rabenh., Klotzschii Herb. Viv. Mycol., Cent. 20: no. 1980, 1855 [and Bot. Zeitung **13**: 300, 1855; Flora **38**: 285, 1854], nom. nud.

*Chaetostroma cyperacearum* Ces., in Rabenh., Klotzschii Herb. Viv. Mycol., Cent. 20: no. 1986, 1855 [and Bot. Zeitung **13**: 301, 1855; Flora **38**: 286, 1854].

≡ *Volutella cyperacearum* (Ces.) Sacc., Syll. Fung. **4**: 690, 1886.

Notes: This species was validly published with a description on the label of Klotzschii Herb. Viv. Mycol. 1986 (fig. 231).

**1976. Actinothecium** Ces. mss. (n. gen.)  
 Primo intuitu fungillum istum, quem perrarum et polymorphum in foliis aridis Caricis cujusdam (ut credo, montanae) reperi in collibus Brixiensibus Anno 1845 Actidium judicaveram, genere ex mente cl. Friesii (Fl. Scan. pag. 344; Summa veg. Scand. pag. 401), dum doctissimus in pertractandis Hysteriaccis Notarisius, quocum inventum meum communicaverum, lubentius ad Hysterographa demandasset. Nucleum rite evolutum videre non contigerat. Nunc solummodo specimina tria vel quatuor ao 1846 maturiora lecta pervolvens, explorationem iterum adgressus, fructificationem tuto dignoscere potui. Constat ipsa e sporidiis simplicibus, cylindraccis, hyalinis, aggregatis, nullis ascis receptis. Quamobrem ad Sectionem Apiosporeorum (Fr. fl. Scanica pag. 346 et 348), transitum contituens inter Leptothyria hinc cum Pilidiis atque Labrellis, illinc Sacidia, ex mente mea pertinet. Perithecii compages cum Sacidii, Microthyrii congenerumque illa convenit; dehiscencia stellata, ascorum defectus, sporidiorum forma ab omnibus distinguunt.

**Actinothecium caricicola** mihi.

Plerumque orbiculare vel parum angulosum, rarius formam radiatam induit; forsitan ob aëris solique siccitatem in loco suo natali. Ad Caricum nemorensium folia exsiccata, ad vaginas praesertim, in utraque pagina crescit. — Nigrum; laeve; saepe confluens.

Jan — Majo.

CESATI.

HEDWIGIA T. XI. F. 1. 1 — 5 Perithecia aucta et formae variae; b. Perith. magis auctum, ramo a verticaliter dissecto; 7. Portiuncula perithecii auctior: a. vertex b. basis. 8 adhuc magis aucta. — 9 Sporidia: a. congeries, b. singula.

Fig. 230

**1986. Chaetostroma Cyperacearum**

Ces. mss.

(Vix Fusarium?)

Minutum, oblongum, applanatum, e miniato-aurantiacum, setis rigidis nigris, in disco interdum evanidae. — Non confundendum Fusario quodam, nondum examinato et in eadem matrice, etsi raro, obvio; distincta forma irregulari, colore roseo, margine albido byssino.

Ad basim fol. et culm. marcescent. Cyperacearum majorum. Vercellis: vere 850 et 851.

CESATI.

Fig. 231

*Puccinia pyrethri* Rabenh., Klotzschii Herb. Viv. Mycol., Cent. 20: no. 1990, 1855 [and Bot. Zeitung 13: 301, 1855; Flora 38: 286, 1854], nom. nud.

≡ *Puccinia pyrethri* Rabenh. ex Jacky, Centralbl. Bakteriolog., 2. Abth., 18: 87, 1907.

Notes: See comments under "*Puccinia pyrethri* A. Br., in Rabenh., Klotzschii Herb. Viv. Mycol., Cent. 16: no. 1589, 1851."

*Puccinia chamaedryos* Ces., in Rabenh., Klotzschii Herb. Viv. Mycol., Cent. 20: no. 1991, 1855 [and Bot. Zeitung 13: 301, 1855; Flora 38: 286, 1854].

Notes: This species was validly published with a description on the label of Klotzschii Herb. Viv. Mycol. 1991 (fig. 232).

**1991. Puccinia Chamaedrios** Ces. mss.  
 Intermedia inter *P. Betonicae* et *P. Scorodoniae*;  
 illa sporis breviuscule pedicellatis, apice subapiculatis altera.  
 Brixiae legi m. Majo 1846. CESATI.

Fig. 232

*Uredo andropogonis* Ces., in Rabenh., Klotzschii Herb. Viv. Mycol., Cent. 20: no. 1997, 1855 [and Bot. Zeitung 13: 302, 1855; Flora 38: 286, 1854], nom. illeg. (Art. 53.1), non Opiz, 1824.

- ≡ *Puccinia andropogonis* Fuckel [as “(Ces.) Fuckel”], Jahrb. Nassauischen Vereins Naturk. **23-24**: 59, [1869-70] 1870, nom. illeg. (Art. 53.1), non *Puccinia andropogonis* Schwein., 1832.  
 ≡ *Puccinia cesatii* J. Schröt., in Cohn, Beitr. Biol. Pfl. **3**: 70, 1879.  
 = *Uredo andropogonis* Fuckel, Jahrb. Nassauischen Vereins Naturk. **15**: 16, 1860, nom. illeg. (Art. 53.1), non Opiz, 1824.

Notes: This species was published on the label of Klotzschii Herb. Viv. Mycol. 1997 with a description (fig. 233), but it is a younger homonym (nom. illeg.). Fuckel (l.c.) introduced the name *Puccinia andropogonis* as new species and cited *Uredo andropogonis* as synonym, but this name is also a younger homonym (nom. illeg.).

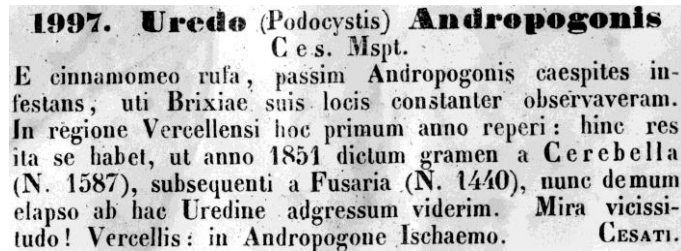


Fig. 233

- Tilletia lolii* Auersw., in Rabenh., Klotzschii Herb. Viv. Mycol., Cent. 20: no. 1999, 1855 [and Bot. Zeitung **13**: 302, 1855; Flora **38**: 286, 1854], nom. nud.  
 ≡ *Tilletia lolii* Auersw. ex G. Winter, Rabenh. Krypt.-Fl., Edn 2 (Leipzig) **1.1**: 109, [1884] 1881.

## Literature

- Aptroot, A. 2006: *Mycosphaerella* and its anamorphs: 2. Conspectus of *Mycosphaerella*. CBS Biodiversity Series **5**: 1–231.  
 Bensch, K., Braun, U., Groenewald, J. Z. & Crous, P. W. 2012: The genus *Cladosporium*. Studies in Mycology **72**: 1–401.  
 Boerema, G. H. 1970: Nomenclatural remarks on three plant parasitic fungi. Netherlands Journal of Plant Pathology. **76**: 165–170.  
 Boerema, G. H., Gruyter, J. de, & Noordeloos, M. E. 1997: Contributions towards a monograph of *Phoma* (Coelomycetes) - IV. Section *Heterospora*: Taxa with large sized conidial dimorphs, in vivo sometimes as *Stagonosporopsis* synanamorphs. Persoonia. **16**: 335–371  
 Bommer, E. & Rousseau, M. 1887: Contributions a la Flore Mycologique de Belgique. Bulletin de la Société Royale de Botanique de Belgique **26**: 187–241.  
 Boucher, C., Nguyen, T.-S. & Silar, P. 2017: Species Delimitation in the *Podospora anserina*/*P. pauciseta*/*P. comata* Species Complex (Sordariales). Cryptogamie Mycologie **38**: 485–506.  
 Braun, U. 1998: A monograph of *Cercosporella*, *Ramularia* and allied genera (phytopathogenic hyphomycetes). Vol. 2. IHW-Verlag Eching.  
 Braun, U. 2013: (2210-2232) Proposals to conserve the teleomorph-typified name *Blumeria* against the anamorph-typified name *Oidium* and twenty-two teleomorph-typified powdery mildew species names against competing anamorph-typified names (Ascomycota: Erysiphaceae). Taxon **62**: 1328–1331.  
 Braun, U. & Bensch, K. 2017: The nomenclature of *Septoria humuli* – a case of confusion and misinterpretation. Schlechtendalia **32**: 79–80.  
 Braun, U. & Cook, R. T. A. 2012: Taxonomic Manual of the Erysiphales (Powdery Mildews). CBS Biodiversity Series No. **11**: 1–707.  
 Cesati, V. 1847: Saggio sulla Geographia botanica e sulla Flora di Lombardia. Giornale dell’Imperiale Reale Istituto Lombardo di Scienze, Lettere ed Arti e Biblioteca Italiana **1**: 488–518.  
 Desmazières, J. B. H. J. 1849: Sur les plantes cryptogames récemment découvertes en France. Annales des Sciences Naturelles, Botanique, Sér. 3, **11**(2): 338–365.  
 Fuckel, K. W. G. L. 1874: Symbolae Mycologicae. Beiträge zur Kenntnis der Rheinischen Pilze. Zweiter Nachtrag. Jahrbücher des Nassauischen Vereins für Naturkunde **27-28**: 1–99.  
 Gäumann, E. 1959: Die Rostpilze Mitteleuropas mit besonderer Berücksichtigung der Schweiz. Beiträge zur Kryptogamenflora der Schweiz, Band **XII**. Bern.  
 Groenewald, J. Z., Nakashima, C., Nishikawa, J., Shin, H.-D., Park, J.-H., Jama, A. N., Groenewald, M., Braun, U. & Crous, P. W. 2013: Species concepts in *Cercospora*: spotting the weeds among roses. Studies in Mycology **75**: 115–170.

- Guyot, A. L. 1938: Les Urédinées I. Genre *Uromyces*. Espèces parasites des plantes appartenant aux familles des Graminées, Cyperacées, Juglandacées, Renonculacées, Polygonacées, Ombellifères, Campanulacées. Lechevalier, Paris.
- Höhnelt von F. 1905: Mycologische Fragmente. *Annales Mycologici* **3**: 402–409.
- Houbraken, J. & Samson R. A. 2011: Phylogeny of *Penicillium* and the segregation of *Trichocomaceae* into three families. *Studies in Mycology* **70**: 1–51.
- Jacky, E. 1903: Der Chrysanthemum-Rost. *Centralblatt Bakteriologie*, 2. Abtheilung, **10**: 369–381.
- Jacky, E. 1907: Beitrag zur Kenntnis der Rostpilze II. *Centralblatt Bakteriologie*, 2. Abtheilung, **18**: 78–93.
- Johnston, P. R., Seifert, K. A., Stone, J. K., Rossman, A. Y. & Marvanová, L. 2014: Recommendations on generic names competing for use in *Leotiomyces* (*Ascomycota*). *IMA Fungus* **5**(1): 91–120.
- Keissler, K. 1922: Mykologische Mitteilungen. I. Nr. 1–30. *Annalen des Naturhistorischen Museums Wien* **35**: 1–35.
- Kohlmeyer, J. 1962: Index Alphabeticus Klotzschii et Rabenhorstii Herbarii Mycologici. Beihefte zur *Nova Hedwigia* **4**: 1–230.
- Lind, J. 1913: Danish fungi as represented in the herbarium of E. Rostrup. Copenhagen.
- Mel'nik, V. A. 1977: Opredelitel' gribov roda *Ascochyta* Lib. Leningrad.
- Preuss, G. T. 1851: Uebersicht untersuchter Pilze, besonders der Umgegend von Hoyerswerda. *Linnaea* **24**: 99–153.
- Quaedvlieg, W., Verkley, G. J. M., Shin, H.-D., Barreto, R. W., Alfenas, A. C., Swart, W. J., Groenewald, J. Z. & Crous, P. W. 2012: Sizing up *Septoria*. *Studies in Mycology* **75**: 307–390.
- Rabenhorst, G. L. 1844: Deutschlands Kryptogamen-Flora 1 (Pilze). Leipzig.
- Rabenhorst, G. L. 1851: Index alphabeticus et conspectus systematicus in Klotzschii Herbarium Vivum Mycologicum. Dresden.
- Rehm, H. 1882: Ascomyceten fasc. XIII (Schluss). *Hedwigia* **21**(6): 81–86.
- Ruszkiewicz-Michalska, M. 2016: The genus *Asteromella* (Fungi: Ascomycota) in Poland. *Monographiae Botanicae* **106**: 1–164.
- Saccardo, P. A. 1883: *Sylloge fungorum omnium hucusque cognitum*, Vol. 2. Patavii
- Saccardo, P. A. 1884: *Sylloge fungorum omnium hucusque cognitum*, Vol. 3. Patavii
- Saccardo, P. A. 1888: *Sylloge fungorum omnium hucusque cognitum*, Vol. 7(2). Patavii.
- Saccardo, P. A. 1890 [1889]: Notes Mycologiques. III. Revisio mycetum aliquot in Klotzschii Herbario vivo mycol. contentorum. *Bulletin Société de la Mycologie de France* **5**(4): 119–123.
- Saccardo, P. A. 1893: Fungilli aliquot Herbarii Belgii Bruxellensis. *Bulletin de la Société Royale de Botanique Belgique* **31**(2): 224–239.
- Saccardo, P. A. 1906: *Sylloge fungorum omnium hucusque cognitum*, Vol. 18. Patavii.
- Strasser, P. P. 1910: Fünfter Nachtrag zur Pilzflora des Sontagsberges (N.-Ö.), 1909. Beitrag zur Pilzflora Niederösterreichs. *Verhandlungen der Zoologisch-Botanischen Gesellschaft in Wien* **60**: 303–335.
- Sydow, P. & Sydow, H. 1902: *Monographia Uredinearum*. **1** (Genus *Puccinia*), Heft 1. Leipzig.
- Tomilin, B. A. 1979: Opredelitel' gibov roda *Mycosphaerella* Johans. Leningrad.
- Treboux, O. 1912: Infektionsversuche mit parasitischen Pilzen, III. *Annales Mycologici* **10**: 557–563.
- Van der Aa, H. A. & Vanev, S. 2002: A revision of the species described in *Phyllactinia*. CBS, Utrecht.
- Vánky, K. & Lutz, M. 2007: Revision of some *Thecaphora* species (*Ustilaginomycotina*) on *Caryophyllaceae*. *Mycological Research* **111**: 1207–1219.
- Videira, S. I. R., Groenewald, J. Z., Nakashima, C., Braun, U., Barreto, R. W., de Wit, P. J. G. M. & Crous, P. W. 2017: *Mycosphaerellaceae* – chaos or clarity? *Studies in Mycology* **87**: 257–421.

#### Address of the author

Uwe Braun, Martin-Luther-Universität, Institut für Biologie, Bereich Geobotanik und Botanischer Garten, Neuwerk 21, 06099 Halle (Saale), Germany.  
(E-mail: uwe.braun@botanik.uni-halle.de)



# ZOBODAT - [www.zobodat.at](http://www.zobodat.at)

Zoologisch-Botanische Datenbank/Zoological-Botanical Database

Digitale Literatur/Digital Literature

Zeitschrift/Journal: [Schlechtendalia](#)

Jahr/Year: 2018

Band/Volume: [34](#)

Autor(en)/Author(s): Braun Uwe

Artikel/Article: [Annotated list of taxonomic novelties published in "Herbarium Vivum Mycologicum" issued by J. F. Klotzsch and G. L. Rabenhorst between 1832 and 1855 3-90](#)