

Annotated list of taxonomic novelties published in “Fungi Rhenani Exsiccati” Fasc. 1 to 7, issued by K. W. G. L. Fuckel in 1863

Uwe BRAUN & Konstanze BENSCH

Abstract: Braun, U. & Bensch, K. 2019: Annotated list of taxonomic novelties published in “Fungi Rhenani Exsiccati” Fasc. 1 to 7, issued by K. W. G. L. Fuckel in 1863. *Schlechtendalia* **36**: 103–131.

New taxa and new combinations published by K.W.G. L. Fuckel in “Fungi Rhenani Exsiccati” Fasc. 1 to 7 in 1863 are listed and annotated, supplemented by copies of the labels with the original descriptions or new combinations. References, citations and the synonymy are corrected when necessary. The nomenclature of some taxa is discussed in more detail.

Zusammenfassung: Braun, U. & Bensch, K. 2019: Kommentierte Liste taxonomischer Neuheiten publiziert in „Fungi Rhenani Exsiccati” Fasz. 1 bis 7, herausgegeben von K. W. G. L. Fuckel im Jahr 1863. *Schlechtendalia* **36**: 103–131.

Neue Taxa und Kombinationen publiziert von K. W. G. L. Fuckel in “Fungi Rhenani Exsiccati” Fasc. 1 bis 7 im Jahr 1863 werden aufgelistet und annotiert, ergänzt durch Kopien der Etiketten mit den Originalbeschreibungen oder Kombinationen. Referenzangaben, Zitate und die Synonymie werden korrigiert falls notwendig. Die Nomenklatur einiger Taxa wird detaillierter besprochen.

Key words: Fungi, nomenclature, exsiccata.

Published online 18 Nov. 2019

Introduction

Karl Wilhelm Gottlieb Leopold Fuckel, a well-known German mycologist of the 19th century, was born on 3 Feb. 1821 at Reichelsheim (Wetterau) and died on 8 May 1876 in Vienna on the way back from Italy. Between 1836 and 1852, he worked as pharmacist and later, as owner of a vineyard at Oestrich (Rheingau), he devoted his efforts mainly to mycology. In 1860, he published an enumeration of fungi of the Nassau region (Fuckel 1860). Between 1863 and 1874, Fuckel distributed nos. 1–2700 of his exsiccata “Fungi Rhenani Exsiccati (complete sets of “Fuckel, Fungi Rhenani Exsiccati” are maintained at FH, G and HAL. Scans of labels with taxonomic novelties, used for the present work, have been prepared on the basis of duplicates preserved at HAL (Herbarium, Martin Luther University, Halle (Saale), Germany). According to ICN, Art. 30.2 (Ex. 12), descriptions, new combinations and other taxonomic novelties on

labels accompanying distributed specimens (exsiccata) are effectively published, i.e., valid names published on printed labels of distributed exsiccata have to be taken into consideration with regard to priority issues of taxa. However, experiences have shown as far that names published in exsiccata have often been neglected or wrongly cited in nomenclatural databases and taxonomic treatments.



Fig. 1. K. W. G. L. Fuckel, illustration published at the beginning of Fascicle 1 of Fungi Rhennani Exsiccati.

Fuckel (1870) published a monographic treatment of the fungi of Rhineland [also separately published in book form as “Symbolae mycologicae. Beiträge zur Kenntnis der rheinischen Pilze. Julius Niedner, Wiesbaden” and as facsimile edition, J. Cramer, Lehre 1966], with three supplements (Fuckel 1871, 1874, 1875), the first supplement also separately published in book form [Julius Niedner, Wiesbaden 1971–1875; and as facsimile edition, J. Cramer, Lehre 1966], and the second supplement as preprint published before 21 Jun. 1873 (see Stafleu & Cowan 1976). Fuckel’s herbarium is deposited in “Museum Wiesbaden, Naturwissenschaftliche Abteilung“ (WIES).

Annotated list of taxa

Fasc. 1

Peronospora pulveracea Fuckel, Fungi Rhen. Exs., Fasc. 1: no. 1, 1863 [Hedwigia 2(15): 132, 1863].

Notes: This is a valid species name with a description on the label of Fungi Rhen. Exs. 1 (fig. 2).



Fig. 2

Peronospora tomentosa Fuckel, Fungi Rhen. Exs., Fasc. 1: no. 15, 1863 [Hedwigia 2(15): 132, 1863].

Notes: This is a valid species name with a description on the label of Fungi Rhen. Exs. 15 (fig. 3).



Fig. 3

Peronospora lepigoni Fuckel, Fungi Rhen. Exs., Fasc. 1: no. 21, 1863 [Hedwigia 2(15): 132, 1863].

Notes: This is a valid species name with a description on the label of Fungi Rhen. Exs. 21 (fig. 4). Constantinescu (1991) listed *P. lepigoni* as a species of its own, although it is sometimes considered a synonym of *Peronospora obovata* Bonord.



Fig. 4

Peronospora crispula Fuckel, Fungi Rhen. Exs., Fasc. 1: no. 23, 1863 [Hedwigia 2(15): 132, 1863].

Notes: This is a valid species name with a description on the label of Fungi Rhen. Exs. 23 (fig. 5).

23.

Peronospora crispula Fckl.

Caespitibus laxis, dein in maculis exaridis; hyphis erectis, dichotomo-ramosis, ramis crispulis, curvatis, ramulis ultimis inaequalibus, curvatis; sporidiis globosis.
In Resedae luteolae foliis, raro. Aestate. Mühlthal ca. Nassau.

Fig. 5

Peronospora conglomerata Fuckel, Fungi Rhen. Exs., Fasc. 1: no. 25, 1863 [Hedwigia 2(15): 132, 1863].

Notes: This is a valid species name with a description on the label of Fungi Rhen. Exs. 25 (fig. 6).

25.

Peronospora conglomerata Fckl.

Caespitibus effusis e caespitulis glomeratis compositis, dein fuscis; hyphis erectis, dichotomo ramosis, ramo ultimo longo, curvato, subultimo brevi, horizontaliter-patente; sporidiis globosis, lutescentibus.
Ad Geranii pusilli folia, raro. Vere. Ca. Erbach.

Fig. 6

Peronospora galii Fuckel, Fungi Rhen. Exs., Fasc. 1: no. 30, 1863 [Hedwigia 2(15): 132, 1863].

Notes: This is a valid species name with a description on the label of Fungi Rhen. Exs. 30 (fig. 7).

30.

Peronospora Galii Fckl.

Caespitibus densis, effusis; hyphis erectis, dichotomo-ramosis, ramis ultimis inaequalibus, rectis, obtusangulo-patentibus; sporidiis oblongo-ovatis.
Ad Galii Molluginis foliorum juniorum paginam inferiorem, raro. Vere. Ca. Eberbach.

Fig. 7

Peronospora sherardiae Fuckel, Fungi Rhen. Exs., Fasc. 1: no. 31, 1863 [Hedwigia 2(15): 132, 1863].

Notes: This is a valid species name with a description on the label of Fungi Rhen. Exs. 31 (fig. 8).

31.

Peronospora Sherardiae Fckl.

Caespitibus laxis, griseis; hyphis erectis, ramosis, ramis ultimis brevissimis, patentibus, rectis, inaequalibus; sporidiis subglobosis.
Ad Sh. arvensis folia, raro. Autumno. Ca. Neuhof.

Fig. 8

Peronospora valerianellae Fuckel, Fungi Rhen. Exs., Fasc. 1: no. 35, 1863 [Hedwigia 2(15): 132, 1863].

Notes: This is a valid species name with a description on the label of Fungi Rhen. Exs. 35 (fig. 9).

35.

Peronospora Valerianellae Fckl.

Caespitibus floccosis, laxis, albidis; hyphis erectis, dichotomo-ramosis, ramis ultimis subaequalibus, rectis, rectangulare-patentibus; sporidiis obovatis.
Ad V. carinatae folia, rarissime. Vere. Ca. Hostric iam.

Fig. 9

Peronospora candida Fuckel, Fungi Rhen. Exs., Fasc. 1: no. 38, 1863 [Hedwigia 2(15): 132, 1863].

Notes: This is a valid species name with a description on the label of Fungi Rhen. Exs. 38 (fig. 10).



Fig. 10

Peronospora alta Fuckel, Fungi Rhen. Exs., Fasc. 1: no. 39, 1863 [Hedwigia 2(15): 133, 1863].

Notes: This is a valid species name with a description on the label of Fungi Rhen. Exs. 39 (fig. 11).



Fig. 11

Peronospora euphorbiae Fuckel, Fungi Rhen. Exs., Fasc. 1: no. 40, 1863 [Hedwigia 2(15): 133, 1863].

Notes: This is a valid species name with a description on the label of Fungi Rhen. Exs. 40 (fig. 12).



Fig. 12

Peronospora alliorum Fuckel, Fungi Rhen. Exs., Fasc. 1: no. 41, 1863 [Hedwigia 2(15): 133, 1863].

Notes: This is a valid species name with a description on the label of Fungi Rhen. Exs. 41 (fig. 13).



Fig. 13

Cylindrium carneum Fuckel, Fungi Rhen. Exs., Fasc. 1: no. 56, 1863 [Hedwigia 2(15): 133, 1863 and Jahrb. Nassauischen Vereins Naturk. 23-24: 347 (1869-70) 1870].

Notes: This is a valid species name with a description on the label of Fungi Rhen. Exs. 56 (fig. 14).



Fig. 14

Torula centaurii Fuckel, Fungi Rhen. Exs., Fasc. 1: no. 66, 1863 [Hedwigia 2(15): 133, 1863 and Jahrb. Nassauischen Vereins Naturk. 23-24: 87 (1869-70) 1870].

≡ *Taeniolina centaurii* (Fuckel) M.B. Ellis, More Dematiaceous Hyphomycetes (Kew): 62, 1976.

Notes: This is a valid species name with a description on the label of Fungi Rhen. Exs. 66 (fig. 15).



Fig. 15

Alysidium caesium Fuckel, Fungi Rhen. Exs., Fasc. 1: no. 73, 1863 [Hedwigia 2(15): 133, 1863 and Jahrb. Nassauischen Vereins Naturk. 23-24: 349 (1869-70) 1870].

≡ *Torula caesia* (Fuckel) Sacc., Syll. fung. (Abellini) 4: 251, 1886.

Notes: This is a valid species name with a description on the label of Fungi Rhen. Exs. 73 (fig. 16).



Fig. 16

Sporidesmium scirpicola Fuckel, Fungi Rhen. Exs., Fasc. 1: no. 78, 1863 [Hedwigia 2(15): 133, 1863 and Jahrb. Nassauischen Vereins Naturk. 23-24: 140 (1869-70) 1870].

≡ *Alternaria scirpicola* (Fuckel) Sivan., Bitunicate Ascomycetes and their Anamorphs (Vaduz): 526, 1984.

Notes: This is a valid species name with a description on the label of Fungi Rhen. Exs. 78 (fig. 17).



Fig. 17

Coniothyrium cruciatum Fuckel, Fungi Rhen. Exs., Fasc. 1: no. 92, 1863 [Hedwigia 2(15): 133, 1863 and Jahrb. Nassauischen Vereins Naturk. 23-24: 173 (1869-70) 1870].

Notes: This is a valid species name with a description on the label of Fungi Rhen. Exs. 92 (fig. 18).



Fig. 18

Fasc. 2

Cryptosporium coronatum Fuckel, Fungi Rhen. Exs., Fasc. 2: no. 102, 1863 [Hedwigia 2(15): 133, 1863 and Jahrb. Nassauischen Vereins Naturk. 23-24: 193 (1869-70) 1870].

≡ *Phacostromella coronata* (Fuckel) Petr., Sydowia 9(1-6): 480, 1955.

Notes: This is a valid species name with a description on the label of Fungi Rhen. Exs. 102 (fig. 19).



Fig. 19

Passalora polythrincioides Fuckel, Fungi Rhen. Exs., Fasc. 2: no. 103, 1863 [Hedwigia 2(15): 133, 1863 and Jahrb. Nassauischen Vereins Naturk. 23-24: 353 (1869-70) 1870].

= *Passalora depressa* (Berk. & Broome) Sacc., Nuovo Giorn. Bot. Ital. 8(2): 187, 1876.

Notes: This is a valid species name with a description on the label of Fungi Rhen. Exs. 103 (fig. 20).



Fig. 20

Cladosporium punctiforme Fuckel, Fungi Rhen. Exs., Fasc. 2: no. 116, 1863 [Hedwigia 2(15): 133, 1863].

= *Pseudocercospora saniculae-europaeae* (E. Müll. & Arx) U. Braun & Crous, *Mycosphaerella* and its anamorphs: 1. Names published in *Cercospora* and *Passalora*: 365, 2003.

Notes: This is a valid species name with a description on the label of Fungi Rhen. Exs. 116 (fig. 21).



Fig. 21

Cercospora Fresen. ex Fuckel, Fungi Rhen. Exs., Fasc. 2: no. 117, 1863 [Hedwigia 2(15): 133, 1863] and

Cercospora penicillata (Ces.) Fuckel (as "(Ces.) Fresen."), Fungi Rhen. Exs., Fasc. 2: no. 117, 1863 [Hedwigia 2(15): 133, 1863].

≡ *Passalora penicillata* Ces., in Rabenh., Klotzschii Herb. Viv. Mycol., Ed. Nova, Cent. 6: no. 587, 1857 [Bot. Zeitung 15: 429 1857; Flora 40: 383, 1857].

≡ *Phaeoramularia penicillata* (Ces.) X.J. Liu & Y.L. Guo, Acta Phytopathol. Sin. 12(4): 13, 1982.

= *Exosporium depazeoides* Desm., Ann. Sci. Nat., Bot., Sér. 3, 11(2): 364, 1849.

≡ *Cercospora depazeoides* (Desm.) Sacc., Mycoth. Ven.: no. 187, 1875.

≡ ***Pseudocercospora depazeoides*** (Desm.) U. Braun & Crous, in Braun, Crous & Nakashima, IMA Fungus 6(2): 420, 2015 and

Cercospora penicillata f. *apii* Fuckel, Fungi Rhen. Exs., Fasc. 2: no. 117, 1863 [Hedwigia 2(15): 133, 1863].

Notes: The name of the genus *Cercospora* and the new combination *C. penicillata* were validly published by Fuckel on the label of Fungi Rhen. Exs. 117 (fig. 22). Furthermore, f. *apii* is also a valid forma name published as host forma. The complicated nomenclature and taxonomy of *Cercospora depazeoides* and *C. penicillata*, including the typification of *Cercospora*, have been discussed by Braun & Crous (2016).



Fig. 22

Cercospora penicillata f. *opuli* Fuckel, Fungi Rhen. Exs., Fasc. 2: no. 118, 1863.

= *Cercospora opuli* Höhn., Fungi Imperfecti Exsiccati Fasc. 9: no. 445, 1907.

≡ ***Pseudocercospora opuli*** (Höhn.) U. Braun & Crous, *Mycosphaerella* and its anamorphs: 1.

Names published in *Cercospora* and *Passalora*: 299, 2003.

Notes: Although published without description or diagnosis, this forma is validly published as host forma (fig. 23).



Fig. 23

Cercospora penicillata f. *chenopodii* Fuckel, Fungi Rhen. Exs., Fasc. 2: no. 119, 1863.

= ***Cercospora chenopodii*** Fresen., Beitr. Mykol.: 92. 1863.

Notes: Although published without description or diagnosis, this forma is validly published as host forma (fig. 24). The nomenclature, phylogeny and taxonomy of this cercosporoid fungus has been discussed in detail in Groenewald et al. (2013: 148). Although characterized by having unusually broad obclavate conidia with few septa, this species pertains to *Cercospora* s. str. as proven with a phylogenetic multilocus examination.



Fig. 24

Cercospora ferruginea Fuckel, Fungi Rhen. Exs., Fasc. 2: no. 120, 1863 [Hedwigia 2(15): 134, 1863].

≡ ***Ragnhildiana ferruginea*** (Fuckel) U. Braun, C. Nakash., Videira & Crous, Stud. Mycol. 87: 343, 2017.

Notes: This is a valid species name with a description on the label of Fungi Rhen. Exs. 120 (fig. 25).

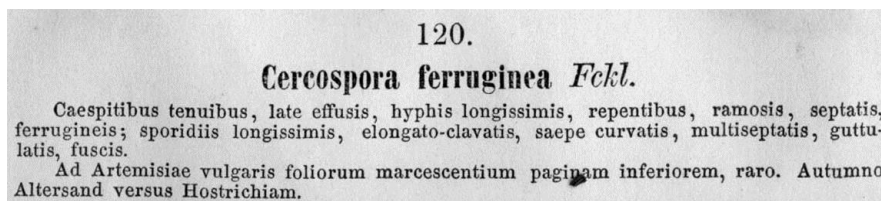


Fig. 25

Scolicotrichum graminis Fuckel, Fungi Rhen. Exs., Fasc. 2: no. 130, 1863 [Hedwigia 2(15): 134, 1863].

≡ *Graminopassalora graminis* (Fuckel) U. Braun, C. Nakash., Videira & Crous, Stud. Mycol. 87: 308, 2017.

Notes: This is a valid species name with a description on the label of Fungi Rhen. Exs. 130 (fig. 26).

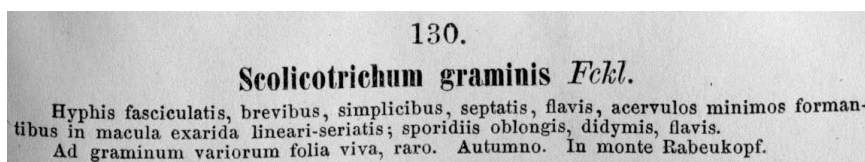


Fig. 26

Briarea aurea Fuckel, Fungi Rhen. Exs., Fasc. 2: no. 144, 1863 [Hedwigia 2(15): 134, 1863 and Jahrb. Nassauischen Vereins Naturk. 23-24: 359 (1869-70) 1870].

Notes: This is a valid species name with a description on the label of Fungi Rhen. Exs. 144 (fig. 27).



Fig. 27

Aspergillus ferrugineus Fuckel, Fungi Rhen. Exs., Fasc. 2: no. 157, 1863, nom. illeg. (Art. 53.1) [Hedwigia 2(15): 134, 1863], non Link, 1824.

Notes: This is an illegitimate name (homonym) with a description on the label of Fungi Rhen. Exs. 157 (fig. 28).



Fig. 28

Acremonium vaccinii Fuckel, Fungi Rhen. Exs., Fasc. 2: no. 158, 1863 [Hedwigia 2(15): 134, 1863 and Jahrb. Nassauischen Vereins Naturk. 23-24: 362 (1869-70) 1870].

Notes: This is a valid species name with a description on the label of Fungi Rhen. Exs. 158 (fig. 29).



Fig. 29

Anthina aeruginosa Fuckel, Fungi Rhen. Exs., Fasc. 2: no. 168, 1863 [Hedwigia 2(15): 134, 1863 and Jahrb. Nassauischen Vereins Naturk. 23-24: 365 (1869-70) 1870].

Notes: This is a valid species name with a description on the label of Fungi Rhen. Exs. 168 (fig. 30).



Fig. 30

Stysanus sphaeriiformis Fuckel (as "*sphaeriaeformis*"), Fungi Rhen. Exs., Fasc. 2: no. 173, 1863 [Hedwigia 2(15): 134, 1863].

Notes: This is a valid species name with a description on the label of Fungi Rhen. Exs. 173 (fig. 31).

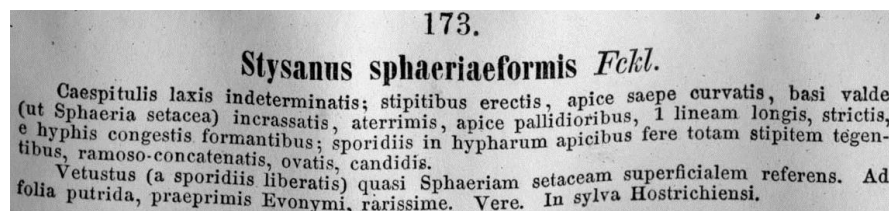


Fig. 31

Stysanus pusillus Fuckel, Fungi Rhen. Exs., Fasc. 2: no. 174, 1863 [Hedwigia 2(15): 134, 1863 and Jahrb. Nassauischen Vereins Naturk. 23-24: 101 (1869-70) 1870].

≡ *Phacellium episphaerium* (Desm.) U. Braun, Nova Hedwigia 50: 509, 1990.

Notes: This is a valid species name with a description on the label of Fungi Rhen. Exs. 174 (fig. 32).

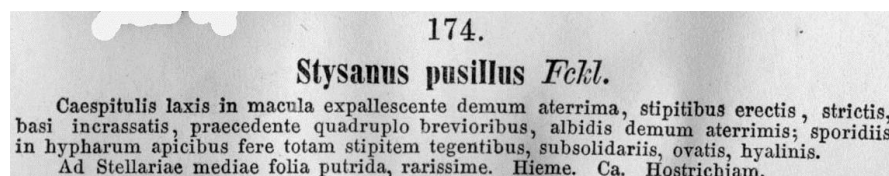


Fig. 32

Sphaeridium flavovirens Fuckel, Fungi Rhen. Exs., Fasc. 2: no. 180, 1863 [Hedwigia 2(15): 134, 1863 and Jahrb. Nassauischen Vereins Naturk. 23-24: 309 (1869-70) 1870].

Notes: This is a valid species name with a description on the label of Fungi Rhen. Exs. 180 (fig. 33).



Fig. 33

Leptostroma cytisi Fuckel, Fungi Rhen. Exs., Fasc. 2: no. 195, 1863 [Hedwigia 2(15): 134, 1863].

≡ *Leptothyrium cytisi* (Fuckel) Fuckel Jahrb. Nassauischen Vereins Naturk. 23-24: 383 (1869-70) 1870.

Notes: This is a valid species name with a description on the label of Fungi Rhen. Exs. 195 (fig. 34). *Leptostroma cytisi* was cited as basionym for *Leptothyrium cytisi* (*Actinothyrium cytisi* Fuckel, Bot. Zeitung (Berlin) 19(35): 249, 1861 was neither mentioned under *Leptostroma cytisi* nor under *Leptothyrium cytisi*, although sometimes cited as basionym for the latter name).



Fig. 34

Leptostroma laricinum Fuckel, Fungi Rhen. Exs., Fasc. 2: no. 196, 1863 [Hedwigia 2(15): 134, 1863].

Notes: This is a valid species name with a description on the label of Fungi Rhen. Exs. 196 (fig. 35).



Fig. 35

Fasc. 3

Fusarium violaceum Fuckel, Fungi Rhen. Exs., Fasc. 3: no. 209, 1863 [Hedwigia 2(15): 135, 1863 and Jahrb. Nassauischen Vereins Naturk. 23-24: 369 (1869-70) 1870].

≡ *Fusarium caeruleum* Lib. ex Sacc. [as "*caeruleum*"], Syll. Fung. 4: 705, 1886 [based on *Selenosporium caeruleum* Lib., in herb.].

≡ *Fusarium caeruleum* var. *cellulosae* Sartory, R. Sartory, J. Mey. & Bamuli, Papier 38(1): 43, 1935.

≡ *Fusarium solani* var. *caeruleum* (Lib. ex Sacc.) Bilalī [as "*coeruleum*"], Fuzarii: 287, 1955.

≡ *Fusarium solani* var. *caeruleum* (Lib. ex Sacc.) C. Booth [as "*coeruleum*"], *The Genus Fusarium*: 51, 1971.

Notes: This is a valid species name with a description on the label of Fungi Rhen. Exs. 209 (fig. 36). *Fusarium violaceum* P. Crouan & H. Crouan, Florule Finistère (Paris): 14, 1867, is a younger homonym (nom. illeg.) of Fuckel's name.



Fig. 36

Fusarium sambucinum Fuckel, Fungi Rhen. Exs., Fasc. 3: no. 211, 1863 [Hedwigia 2(15): 135, 1863 and Jahrb. Nassauischen Vereins Naturk. 23-24: 167 (1869-70) 1870].

Notes: This is a valid species name with a description on the label of Fungi Rhen. Exs. 211 (fig. 37).



Fig. 37

Fusarium sphaeriae Fuckel, Fungi Rhen. Exs., Fasc. 3: no. 212, 1863 [Hedwigia 2(15): 135, 1863 and Jahrb. Nassauischen Vereins Naturk. 23-24: 370 (1869-70) 1870].

≡ *Macroconia sphaeriae* (Fuckel) Gräfenhan & Schroers, in Gräfenhan, Schroers, Nirenberg & Seifert, Stud. Mycol. 68: 103, 2011.

Notes: This is a valid species name with a description on the label of Fungi Rhen. Exs. 212 (fig. 38).

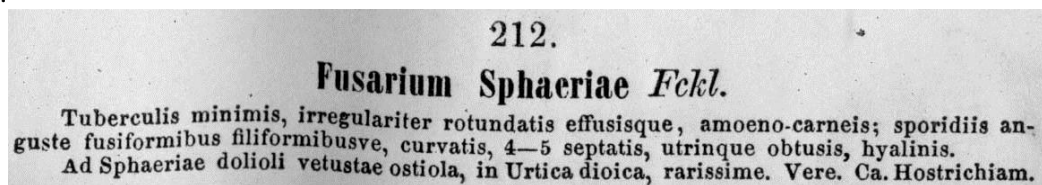


Fig. 38

Fusarium minimum Fuckel, Fungi Rhen. Exs., Fasc. 3: no. 213, 1863 [Hedwigia 2(15): 135, 1863 and Jahrb. Nassauischen Vereins Naturk. 23-24: 370 (1869-70) 1870].

Notes: This is a valid species name with a description on the label of Fungi Rhen. Exs. 213 (fig. 39).

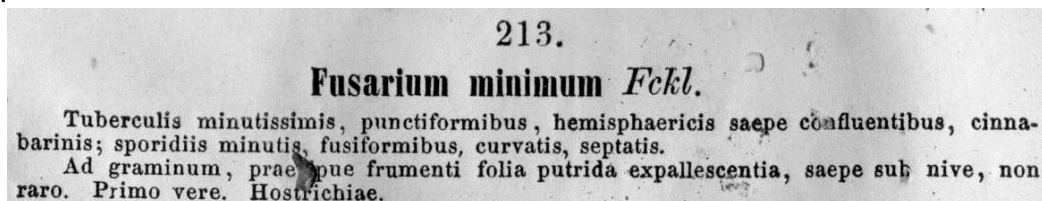


Fig. 39

Fusidium roseum Fuckel, Fungi Rhen. Exs., Fasc. 3: no. 219, 1863, nom. illeg. (Art. 53.1) [Hedwigia 2(15): 135, 1863 and Jahrb. Nassauischen Vereins Naturk. 23-24: 370 (1869-70) 1870], non (Link) Link, 1816.

≡ *Ramularia rosea* Sacc. [as "(Fuckel) Sacc."], Fungi ital. del., Tab. 1001, 1881.

Notes: This is an illegitimate name (younger homonym) published with a description on the label of Fungi Rhen. Exs. 219 (fig. 40).



Fig. 40

Fusidium vaccinii f. *vaccinii-myrtilli* Fuckel, Fungi Rhen. Exs., Fasc. 3: no. 220, 1863.

≡ *Exobasidium vaccinii-myrtilli* (Fuckel) Juel, Svensk Bot. Tidskr. 6(3): 364, 1912.

Notes: Although published without description or diagnosis, this forma is validly published as host forma (fig. 41).



Fig. 41

Fusidium coccineum Fuckel, Fungi Rhen. Exs., Fasc. 3: no. 222, 1863 [Hedwigia 2(15): 135, 1863 and Jahrb. Nassauischen Vereins Naturk. 23-24: 370 (1869-70) 1870].

≡ *Ramularia coccinea* (Fuckel) Vestergr., Micromyc. Rar. Sel. Praec. Scand.: no. 148, 1899.

Notes: This is a valid species name with a description on the label of Fungi Rhen. Exs. 222 (fig. 42).



Fig. 42

Cladobotryum gelatinosum Fuckel, Fungi Rhen. Exs., Fasc. 3: no. 227, 1863 [Hedwigia 2(15): 135, 1863 and Jahrb. Nassauischen Vereins Naturk. 23-24: 360 (1869-70) 1870].

≡ *Dendrodochium gelatinosum* (Fuckel) Höhn., Sitzungsber. Kaiserl. Akad. Wiss., Wien Math.-Naturwiss. Cl., Abt. 1, 119: 665, 1910.

Notes: This is a valid species name with a description on the label of Fungi Rhen. Exs. 227 (fig. 43).



Fig. 43

Aecidium scillae Fuckel, Fungi Rhen. Exs., Fasc. 3: no. 282, 1863 [Hedwigia 2(15): 135, 1863].

Notes: This is a valid species name with a description on the label of Fungi Rhen. Exs. 282 (fig. 44).



Fig. 44

Peridermium oblongisporium Fuckel, Fungi Rhen. Exs., Fasc. 3: no. 287, 1863 [Hedwigia 2(15): 135, 1863 and Jahrb. Nassauischen Vereins Naturk. 23-24: 42 (1869-70) 1870].

Notes: This is a valid species name with a description on the label of Fungi Rhen. Exs. 287 (fig. 45).



Fig. 45

Melampsora carpini (Rabenh.) Fuckel, Jahrb. Nassauischen Vereins Naturk. **15**: 5, 1860 [Fungi Rhen. Exs., Fasc. **3**: no. 294, 1863].

= *Epitea longicapsula* (DC.) Rabenh. f. *carpini* Rabenh., Fungi Eur. Exs. (Klotzschii Herb. Viv. Mycol. Continuatio), Ed. Nov., Ser. Sec., Cent. 1, no. 95, 1859 [Bot. Zeit. **17**: 629, 1859; Flora **42**: 436, 1859;].

Notes: The combination (comb. et stat. nov.) *Melampsora carpini* was validly published by Fuckel (1860), based on *Epitea longicapsula* f. *carpini*, which is a validly published host forma. *Caeoma carpini* Nees, sometimes considered the basionym for this combination, was neither cited in Fuckel (1860) nor in Fungi Rhen. Exs. 294, 1863 (fig. 46).



Fig. 46

Melampsora epilobii Fuckel, Fungi Rhen. Exs., Fasc. **3**: no. 300, 1863.

= *Pucciniastrum epilobii* G.H. Otth, Mitth. Naturf. Ges. Bern **476-479**: 72, 1861.

Notes: *Melampsora epilobii* was validly published on the label of Fungi Rhen. Exs. 300 (fig. 47). A detailed discussion of the nomenclature and taxonomy of this species has recently been published by Scholler *et al.* (2019).



Fig. 47

Fasc. 4

Puccinia brachypodii Fuckel, Fungi Rhen. Exs., Fasc. **4**: no. 323, 1863, nom. illeg. (Art. 53.1) [Hedwigia **2**(15): 135, 1863], non G.H. Otth, 1861.

Notes: This is an illegitimate name published with a description on the label of Fungi Rhen. Exs. 323 (fig. 48).



Fig. 48

Puccinia millefolii Fuckel, Fungi Rhen. Exs., Fasc. **4**: no. 349, 1863 [Hedwigia **2**(15): 136, 1863 and Jahrb. Nassauischen Vereins Naturk. **23-24**: 55 (1869-70) 1870].

Notes: This is a valid species name with a description on the label of Fungi Rhen. Exs. 349 (fig. 49).



Fig. 49

Puccinia artemisiae Fuckel, Fungi Rhen. Exs., Fasc. 4: no. 350, 1863, nom. illeg. (Art. 52.1).
 Notes: This is an illegitimate species name. *Puccinia artemisiarum* Duby, Bot. Gall., Ed. 2, 2: 888, 1830 was cited as synonym (fig. 50).



Fig. 50

Puccinia asperulae Fuckel, Fungi Rhen. Exs., Fasc. 4: no. 352, 1863 [Hedwigia 2(15): 136, 1863 and Jahrb. Nassauischen Vereins Naturk. 23-24: 56 (1869-70) 1870].
 Notes: This is a valid species name with a description on the label of Fungi Rhen. Exs. 352 (fig. 51).



Fig. 51

Puccinia moehringiae Fuckel, Fungi Rhen. Exs., Fasc. 4: no. 364, 1863 [and Fuckel, Jahrb. Nassauischen Vereins Naturk. 23-24: 51 (1869-70) 1870, nom. nud. (Art. 38.1).
 Notes: Fuckel (1870) cited *Puccinia arenariae-serpyllifoliae* DC., Fl. franç., Edn 3 (Paris) 5/6: 55, 1815 as synonym (fig. 52).



Fig. 52

Puccinia mixta Fuckel, Fungi Rhen. Exs., Fasc. 4: no. 377, 1863 [Jahrb. Nassauischen Vereins Naturk. 23-24: 58 (1869-70) 1870].
 Notes: This is a valid species name with a description on the label of Fungi Rhen. Exs. 377 (fig. 53).



Fig. 53

Uromyces silenes (Schltdl.) Fuckel, Fungi Rhen. Exs., Fasc. 4: no. 392, 1863 [Jahrb. Nassauischen Vereins Naturk. 23-24: 61 (1869-70) 1870].

≡ *Caoma silenes* Schltdl., Fl. berol. 2: 128, 1824.

≡ *Uredo silenes* (Schltdl.) Rabenh., Deutschl. Krypt.-Fl. 1: 6, 1844.

Notes: This is a combination validly published on the label of Fungi Rhen. Exs. 392 (fig. 54).



Fig. 54

Uromyces scrophulariae Fuckel, Fungi Rhen. Exs., Fasc. 4: no. 395, 1863.

Notes: This is a valid species name with a description on the label of Fungi Rhen. Exs. 395 (fig. 55). *Aecidium scrophulariae* DC. was not cited as synonym. *Aecidium scrophulariacearum* Lasch, in Rabenh., Klotzschii Herb. Viv. Mycol., Cent. 8: no. 784, 1845 [and Arch. Pharm. (Lemgo) 94: 255, 1845; Bot. Zeitung 3: 558, 1845] is a nom. nud. (see Braun 2018: 14).



Fig. 55

Uromyces polygoni (Rabenh.) Fuckel, Fungi Rhen. Exs., Fasc. 4: no. 399, 1863 [Jahrb. Nassauischen Vereins Naturk. 23-24: 64 (1869-70) 1870].

≡ *Capitularia polygoni* Rabenh., Bot. Zeitung (Berlin) 9(25): 449, 1851.

= *Uromyces polygoni-avicularis* (Pers.) G.H. Otth, Mitth. Naturf. Ges. Bern 531-552: 87, [1863] 1864.

Notes: This is a combination validly published on the label of Fungi Rhen. Exs. 399 (fig. 56).



Fig. 56

Fasc. 5

Uromyces scillae Fuckel, Fungi Rhen. Exs., Fasc. 5: no. 401, 1863 [Hedwigia 3(10): 156, 1864].

Notes: This is a valid species name with a description on the label of Fungi Rhen. Exs. 401 (fig. 57).



Fig. 57

Stigmatea petasitis Fuckel [as "*petasitidis*"], Fungi Rhen. Exs., Fasc. 5: no. 426, 1863 [Hedwigia 3(10): 156, 1864].

≡ *Epipolaeum petasitis* (Fuckel) E. Müll. [as "*petasitidis*"], in Müller & von Arx, Beitr. Kryptfl. Schweiz 11(2): 486, 1962).

Notes: This is a valid species name with a description on the label of Fungi Rhen. Exs. 426 (fig. 58).



Fig. 58

Labrella nervisequa Fuckel, Fungi Rhen. Exs., Fasc. 5: no. 427, 1863 [Hedwigia 3(10): 156, 1864].

Notes: This is a valid species name with a description on the label of Fungi Rhen. Exs. 427 (fig. 59).



Fig. 59

Labrella nervisequa f. *quercus* Fuckel, Fungi Rhen. Exs., Fasc. 5: no. 428, 1863 [Hedwigia 3(10): 156, 1864].

Notes: This is a forma (substrate form) validly published on the label of Fungi Rhen. Exs. 428 (fig. 60).

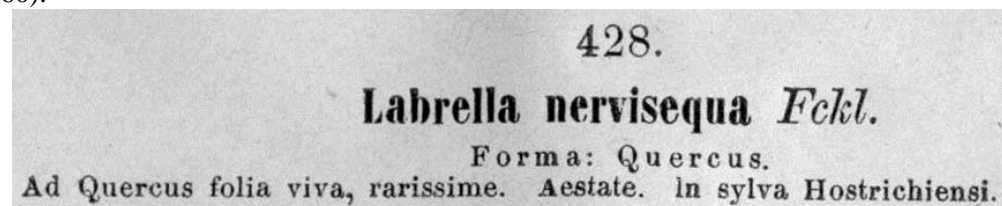


Fig. 60

Depazea bupleuri Fuckel, Fungi Rhen. Exs., Fasc. 5: no. 446, 1863 [Hedwigia 3(10): 156, 1864].

≡ *Asteromella bupleuri* (Fuckel) Aa, in van der Aa & Vanev, *A Revision of the Species Described in Phyllosticta*: 116, 2002.

Notes: This is a valid species name with a description on the label of Fungi Rhen. Exs. 446 (fig. 61).

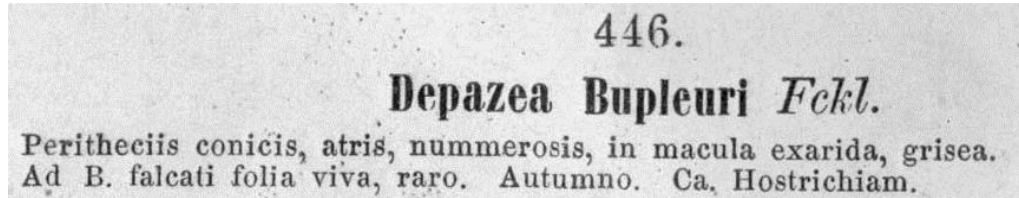


Fig. 61

Discosia cynosbati Fuckel, Fungi Rhen. Exs., Fasc. 5: no. 455, 1863 [Hedwigia 3(10): 156, 1864].

Notes: This is a valid species name with a description on the label of Fungi Rhen. Exs. 455 (fig. 62).



Fig. 62

Actinonema populorum Fuckel, Fungi Rhen. Exs., Fasc. 5: no. 458, 1863 [Hedwigia 3(10): 156, 1864].

Notes: This is a valid species name with a description on the label of Fungi Rhen. Exs. 458 (fig. 63).



Fig. 63

Ascospora mali Fuckel, Fungi Rhen. Exs., Fasc. 5: no. 469 1863 [Hedwigia 3(10): 156, 1864].

Notes: This is a valid species name with a description on the label of Fungi Rhen. Exs. 469 (fig. 64).



Fig. 64

Ascochyta armoraciae Fuckel, Fungi Rhen. Exs., Fasc. 5: no. 486, 1863 [Hedwigia 3(10): 157, 1864].

≡ *Sphaerella armoraciae* (Fuckel.) Oudem., Fungi Neerl. Exs. no. 170, 1877.

Notes: This is a valid species name with a description on the label of Fungi Rhen. Exs. 486 (fig. 65). *Ascochyta armoraciae* Cooke, 1865, nom. illeg., is a younger homony (Art. 53.1) of Fuckel's name.



Fig. 65

Ascochyta medicaginis Fuckel, Fungi Rhen. Exs., Fasc. 5: no. 488, 1863 [Hedwigia 3(10): 157, 1864].

≡ *Phyllosticta medicaginis* (Fuckel) Sacc., Syll. Fung. 3: 42, 1884.

Notes: This is a valid species name with a description on the label of Fungi Rhen. Exs. 488 (fig. 66).



Fig. 66

Ascochyta vulnerariae Fuckel, Fungi Rhen. Exs., Fasc. 5: no. 489, 1863 [Hedwigia 3(10): 157, 1864].

Notes: This is a valid species name with a description on the label of Fungi Rhen. Exs. 489 (fig. 67).



Fig. 67

Ascochyta obducens Fuckel, Fungi Rhen. Exs., Fasc. 5: no. 491, 1863 [Hedwigia 3(10): 157, 1864].

Notes: This is a valid species name with a description on the label of Fungi Rhen. Exs. 491 (fig. 68).



Fig. 68

Phyllosticta anemones Fuckel, Fungi Rhen. Exs., Fasc. 5: no. 496, 1863 [Hedwigia 3(10): 157, 1864].

≡ *Septoria anemones* (Fuckel) Fuckel, Jahrb. Nassauischen Vereins Naturk. 23-24: 389 (1869-70) 1870.

Notes: This is a valid species name with a description on the label of Fungi Rhen. Exs. 496 (fig. 69).



Fig. 69

Fasc. 6

Septoria nigerrima Fuckel, Fungi Rhen. Exs., Fasc. 6: no. 501, 1863 [Hedwigia 3(10): 157, 1864].

Notes: This is a valid species name with a description on the label of Fungi Rhen. Exs. 501 (fig. 70).



Fig. 70

Septoria potentillarum Fuckel, Fungi Rhen. Exs., Fasc. 6: no. 502, 1863 [Hedwigia 3(10): 157, 1864].

Notes: This is a valid species name with a description on the label of Fungi Rhen. Exs. 502 (fig. 71).



Fig. 71

Septoria aesculicola Fuckel, Fungi Rhen. Exs., Fasc. 6: no. 510, 1863 [Hedwigia 3(10): 157, 1864].

Notes: This is a valid species name with a description on the label of Fungi Rhen. Exs. 510 (fig. 72).



Fig. 72

Septoria quercus Fuckel, Fungi Rhen. Exs., Fasc. 6: no. 511, 1863 [Hedwigia 3(10): 157, 1864].

Notes: This is a valid species name with a description on the label of Fungi Rhen. Exs. 511 (fig. 73).



Fig. 73

Septoria pini Fuckel, Fungi Rhen. Exs., Fasc. 6: no. 512, 1863 [Hedwigia 3(10): 157, 1864].

Notes: This is a valid species name with a description on the label of Fungi Rhen. Exs. 512 (fig. 74).

512.

Septoria Pini Fckl.

Peritheciis immersis, in acervulis lineari-oblongis seriatis, epidermidem demum erumpentibus; cirrhis candidis; sporidiis oblongo-clavatis, uniseptatis, hyalinis. Hypodermii nervisequi habitu sed omnino diversa est.
Ad P. excelsioris folia viva, frequens, et saepe valde noxius. Autumno.

Fig. 74

Septoria villarsiae Fuckel, Fungi Rhen. Exs., Fasc. 6: no. 516, 1863 [Hedwigia 3(10): 157, 1864], nom. illeg. (Art. 53.1), non Desm., 1842. (fig. 75).

516.

Septoria Villarsiae Fckl.

Peritheciis hemisphaericis, immersis, minimis, perforatis, atris, in macula, fere totum folium complectante, fusca; cirrhis minimis, albis; sporidiis filiformibus, curvatis, multi-septatis, hyalinis
In V. nymphoides foliis, vivis, ad terram prostratis, raro. Autumno. Ca. Hattenheim.

Fig. 75

Septoria scillae Fuckel, Fungi Rhen. Exs., Fasc. 6: no. 517, 1863 [Hedwigia 3(10): 157, 1864], nom. illeg. (Art. 53.1), non Westend., 1852.

Notes: This name was published with a description on the label of Fungi Rhen. Exs. 517 (fig. 76), but it is invalid (Art. 53.1).

517.

Septoria Scillae Fckl.

Peritheciis subimmersis, planis, perforatis, atris, in macula exarida; cirrhis contortis, albis; sporidiis filiformibus, longissimis, curvatis, septatis, hyalinis.
In Sc. bifoliae foliorum vivorum apicibus, raro. Autumno. Altersand prope Hosterichiam.

Fig. 76

Septoria daphnes Fuckel, Fungi Rhen. Exs., Fasc. 6: no. 520, 1863 [Hedwigia 3(10): 158, 1864], nom. illeg. (Art. 53.1), non Roberge ex Desm., 1843. (fig. 77).

520.

Septoria Daphnes Fckl.

Peritheciis immersis, in macula vix discolore; cirrhis contortis candidis; sporidiis irregularibus, fusiformibus clavatisve, curvatis, 1-2 septatis, 2 guttulatis, loculo superiore majore, hyalinis.
In D. Mezerei foliorum vivorum pagina superiore, raro. Autumno. Ca. Hallgarten.

Fig. 77

Hendersonia vagans Auersw., in Fuckel, Fungi Rhen. Exs., Fasc. 6: no. 525, 1863, nom. illeg. (Art. 52.1).

Notes: *Hendersonia syringae* Fr. and *H. lichenicola* (Corda) Lév. were cited as synonyms (fig. 78). *Hendersonia vagans* Fuckel, Jahrb. Nassauischen Vereins Naturk. 23-24: 392 (1869-70) 1870, is also illegitimate (Art. 6.4).

525.

Hendersonia vagans Awd.

Syn. H. Syringae Fr., H. lichenicola Fr., H. Rosae Fr.
Ad arborum frondosarum variarum ramulos aridos, frequens. Hieme.

Fig. 78

Hendersonia foliicola Fuckel, Fungi Rhen. Exs., Fasc. 6: no. 526, 1863 [Hedwigia 3(10): 158, 1864].

Notes: This is a valid species name with a description on the label of Fungi Rhen. Exs. 526 (fig. 79).



Fig. 79

Diplodia coryli Fuckel, Fungi Rhen. Exs., Fasc. 6: no. 533, 1863 [Hedwigia 3(10): 158, 1864].

Notes: This is a valid species name with a description on the label of Fungi Rhen. Exs. 533 (fig. 80).

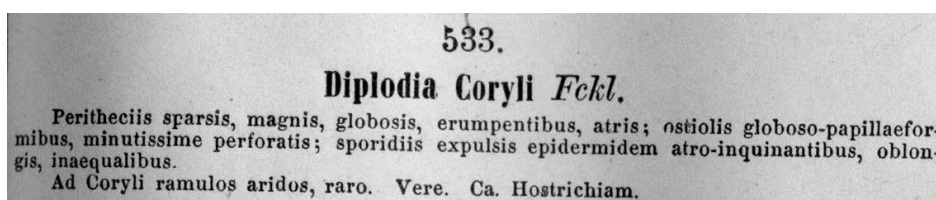


Fig. 80

Diplodia quercus Fuckel, Fungi Rhen. Exs., Fasc. 6: no. 534, 1863 [Hedwigia 3(10): 158, 1864].

Notes: This is a valid species name with a description on the label of Fungi Rhen. Exs. 534 (fig. 81).

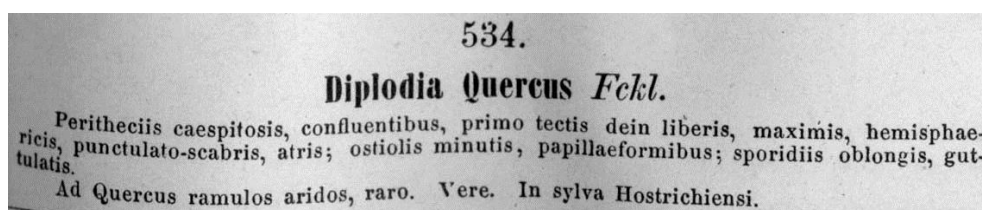


Fig. 81

Diplodia pseudodiplodia Fuckel, Fungi Rhen. Exs., Fasc. 6: no. 535, 1863 [Hedwigia 3(10): 158, 1864].

Notes: This is a valid species name with a description on the label of Fungi Rhen. Exs. 535 (fig. 82).

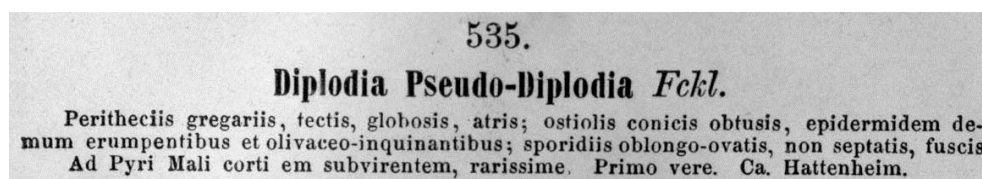


Fig. 82

Diplodia mamma (Wallr.) Fuckel, Fungi Rhen. Exs., Fasc. 6: no. 537, 1863.

≡ *Sphaeria mamma* Wallr., Fl. crypt. Germ. 2: 784, 1833.

Notes: This is a valid combination made on the label of Fungi Rhen. Exs. 537 (fig. 83).



Fig. 83

Diplodia pityophila (J.C. Schmidt & Kunze) Fuckel (as "*pithyophila*"), Fungi Rhen. Exs., Fasc. 6: no. 538, 1863.

≡ *Sphaeria pityophila* J.C. Schmidt & Kunze, Deutschl. Schwämme, Sechste Lieferung: 3, 1817.

≡ *Curreya pityophila* (J.C. Schmidt & Kunze) Arx & E. Müll., Stud. Mycol. 9: 80, 1975.

Notes: This is a valid combination made on the label of Fungi Rhen. Exs. 538 (fig. 84).



Fig. 84

Diplodia epidermidis (Fr.) Fuckel, Fungi Rhen. Exs., Fasc. 6: no. 540, 1863.

≡ *Sphaeria epidermidis* Fr., Syst. mycol. 2(2): 499, 1823.

≡ *Didymosphaeria epidermidis* (Fr.) Fuckel, Jahrb. Nassauischen Vereins Naturk. 23-24: 141 (1869-70) 1870.

Notes: This is a valid combination made on the label of Fungi Rhen. Exs. 540 (fig. 85).



Fig. 85

Diplodia ulmi Fuckel, Fungi Rhen. Exs., Fasc. 6: no. 542, 1863 [Hedwigia 3(10): 158, 1864].

Notes: This is a valid species name with a description on the label of Fungi Rhen. Exs. 542 (fig. 86).



Fig. 86

Diplodia humuli Fuckel, Fungi Rhen. Exs., Fasc. 6: no. 544, 1863 [Hedwigia 3(10): 158, 1864].

Notes: This is a valid species name with a description on the label of Fungi Rhen. Exs. 544 (fig. 87).



Fig. 87

Diplodia caulicola Fuckel, Fungi Rhen. Exs., Fasc. 6: no. 545, 1863 [Hedwigia 3(10): 158, 1864].

Notes: This is a valid species name with a description on the label of Fungi Rhen. Exs. 545 (fig. 88).



Fig. 88

Leptothyrium circinans Fuckel, Fungi Rhen. Exs., Fasc. 6: no. 554, 1863 [Hedwigia 3(10): 158, 1864].

Notes: This is a valid species name with a description on the label of Fungi Rhen. Exs. 554 (fig. 89).



Fig. 89

Sacidium cytisi (Fuckel) Fuckel, Fungi Rhen. Exs., Fasc. 6: no. 556, 1863 [Hedwigia 3(10): 158, 1864].

≡ *Actinothyrium cytisi* Fuckel, Bot. Zeitung (Berlin) 19(35): 249, 1861.

Notes: This is a valid combination made on the label of Fungi Rhen. Exs. 556 (fig. 90).



Fig. 90

Chailletia Fuckel, Fungi Rhen. Exs., Fasc. 6: no. 557, 1863 [Hedwigia 3(10): 158, 1864], nom. illeg. (Art. 53.1), non *Chailletia* DC., 1811 and

Chailletia mespili (DC.) Fungi Rhen. Exs., Fasc. 6: no. 557, 1863 [Hedwigia 3(10): 159, 1864].

≡ *Xyloma mespili* DC., Fl. franç., Ed. 3, 5/6: 158, 1815.

= *Diplocarpon mespili* (Sorauer) B. Sutton, The Coelomycetes (Kew): 150, 1980.

Notes: This is an illegitimate genus name with a description on the label of Fungi Rhen. Exs. 557 and a new combination (fig. 91).



Fig. 91

Sphaeropsis caulicola (Wallr.) Fuckel, Fungi Rhen. Exs., Fasc. 6: no. 566, 1863.

≡ *Sphaeria caulicola* Wallr., Fl. crypt. Germ. 2: 770, 1833.

Notes: This is a valid combination made on the label of Fungi Rhen. Exs. 566 (fig. 92).



Fig. 92

Sphaeropsis denigrata Fuckel [as “(Wallr.) Fuckel”], Fungi Rhen. Exs., Fasc. 6: no. 567, 1863.
 ≡ *Sphaeria denigrata* Wallr., Fl. crypt. Germ. (Norimbergae) 2: 811, 1833, nom. illeg. (Arts 52.1 and 53.1), non Schweinitz 1832.

= *Gibberidea heliopsidis* (Schwein.) Shear, Mycologia 29: 361, 1937.

Notes: This is a new name validly published on the label of Fungi Rhen. Exs. 567 (fig. 93). It was introduced as “new combination” based on Wallroth’s (l.c.) illegitimate name *Sphaeria denigrata*, but an illegitimate name cannot be used as a basionym (Art. 6.10). Therefore, this name represents a name only ascribable to Fuckel. Although based on a superfluous name (Art. 52.1), *Sphaeropsis denigrata* is not illegitimate according to Art. 58.1 since Fuckel (l.c.) did not cite *Sphaeria heliopsidis* Schwein. (≡ *Dothidea heliopsidis* (Schwein.) Fr.), as done by Wallroth (l.c.), i.e., this name and its type were excluded (Art. 58.1, and Note 1, Ex. 6).



Fig. 93

Vermicularia colchici Fuckel, Fungi Rhen. Exs., Fasc. 6: no. 573, 1863 [Hedwigia 3(10): 159, 1864].

Notes: This is a valid species name with a description on the label of Fungi Rhen. Exs. 573 (fig. 94).



Fig. 94

Phoma dictamni Fuckel, Fungi Rhen. Exs., Fasc. 6: no. 576, 1863 [Hedwigia 3(10): 159, 1864].

Notes: This is a valid species name with a description on the label of Fungi Rhen. Exs. 576 (fig. 95).



Fig. 95

Phoma sparganii Fuckel, Fungi Rhen. Exs., Fasc. 6: no. 581 [as ‘158’], 1863 [Hedwigia 3(10): 159, 1864].

Notes: This is a valid species name with a description on the label of Fungi Rhen. Exs. 581 (fig. 96).

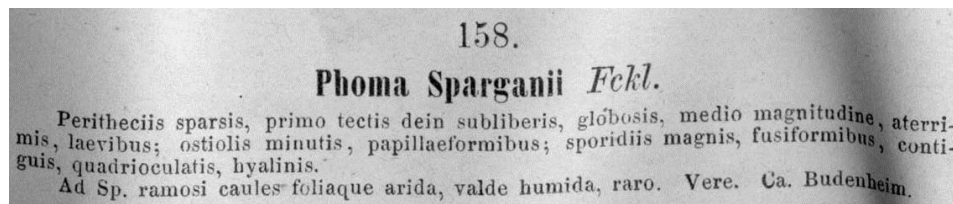


Fig. 96

Hapalocystis Auersw., in Fuckel, Fungi Rhen. Exs., Fasc. 6: no. 585, 1863 and
Hapalocystis berkeleyi Auersw. in Fuckel, Fungi Rhen. Exs., Fasc. 6: no. 585, 1863.
 ≡ *Sphaeria hapalocystis* Berk. & Broome, Ann. Mag. Nat. Hist., Ser. 2, 9: 317, 1852.
 ≡ *Valsa hapalocystis* (Berk. & Broome) Cooke, Handbook Brit. Fungi 2: 839, 1879.
 Notes: This is a genus name validly published on the label of Fungi Rhen. Exs. 585 and a valid new name (fig. 97).



Fig. 97



Fig. 98

Hapalocystis bicaudata Fuckel, Fungi Rhen. Exs., Fasc. 6: no. 586, 1863 [Hedwigia 3(10): 159, 1864].
 Notes: This is a valid species name with a description on the label of Fungi Rhen. Exs. 586 (fig. 98).

Wuestneia Auersw., in Fuckel, Fungi Rhen. Exs., Fasc. 6: no. 587, 1863 [Hedwigia 3(10): 159, 1864] and
Wuestneia aurea (Fuckel) Auersw., in Fuckel, Fungi Rhen. Exs., Fasc. 6: no. 587, 1863.
 ≡ *Valsa aurea* Fuckel, Jahrb. Nassauischen Vereins Naturk. 15: 53, 1860.
 Notes: This is a genus name validly published on the label of Fungi Rhen. Exs. 587 and a valid new combination (fig. 99).



Fig. 99

Wuestneia fibrosa (Pers.) Auersw., in Fuckel, Fungi Rhen. Exs., Fasc. 6: no. 589, 1863.
 ≡ *Sphaeria fibrosa* Pers., Syn. meth. fung. 1: 40, 1801, nom. sanct. [Fr., Syst. mycol. 2(2): 384, 1823].
 ≡ *Diaporthe fibrosa* (Pers.) Fuckel, Jahrb. Nassauischen Vereins Naturk. 23-24: 204, 1870.
 Notes: This is a combination validly published on the label of Fungi Rhen. Exs. 589 (fig. 100).



Fig. 100

Wuestneia stilbostoma (Fr.) Auersw., in Fuckel, Fungi Rhen. Exs., Fasc. 6: no. 590, 1863.
 ≡ *Sphaeria stilbostoma* Fr., Kongl. Vetensk. Akad. Handl. 38: 102, 1817, nom. sanct. [Fr., Syst. mycol. 2(2): 384, 1823].
 ≡ *Melanconis stilbostoma* (Fr.) Tul. & C. Tul., Selecta fung. Carpol. 2: 115, 1863.
 Notes: This is a combination validly published on the label of Fungi Rhen. Exs. 590 (fig. 101).



Fig. 101

Wuestneia sphinctrina (Fr.) Auersw., in Fuckel, Fungi Rhen. Exs., Fasc. 6: no. 591, 1863.
 ≡ *Sphaeria sphinctrina* Fr., in Kunze & Schmidt, Mykol. Hefte 2: 48, 1823.
 Notes: This is a combination validly published on the label of Fungi Rhen. Exs. 591 (fig. 102).



Fig. 102

Wuestneia tessera (Fr.) Auersw., in Fuckel, Fungi Rhen. Exs., Fasc. 6: no. 592, 1863.
 ≡ *Sphaeria tessera* Fr., Syst. mycol. 2(2): 405, 1823, nom. sanct. [Fr., l.c.].
 Notes: This is a combination validly published on the label of Fungi Rhen. Exs. 592 (fig. 103).



Fig. 103

Wuestneia suffusa (Fr.) Auersw., in Fuckel, Fungi Rhen. Exs., Fasc. 6: no. 593, 1863.
 ≡ *Sphaeria suffusa* Fr., Kongl. Vetensk. Akad. Handl. 38: 95, 1817, nom. sanct. [Fr., Syst. mycol. 2(2): 399, 1823].
 ≡ *Cryptosporella suffusa* (Fr.) L.C. Mejía & Castl., Mycol. Res. 112 (1): 31, 2007.
 Notes: This is a combination validly published on the label of Fungi Rhen. Exs. 593 (fig. 104).



Fig. 104

Wuestneia monadelphæ (Fr.) Auersw., in Fuckel, Fungi Rhen. Exs., Fasc. 6: no. 594, 1863 [Auersw., in Rabenh., Fungi Eur. Exs. (Klotzschii Herb. Viv. Mycol. Continuatio, Ed. Nova, Ser. Sec.), Cent. 8: no. 734, 1865].

≡ *Sphaeria monadelphæ* Fr., Syst. mycol. 2(2): 382, 1823, nom. sanct. [Fr., l.c.].

Notes: This is a combination validly published on the label of Fungi Rhen. Exs. 594 (fig. 105).



Fig. 105

Valsa strumella (Fr.) Auersw., in Fuckel, Fungi Rhen. Exs., Fasc. 6: no. 598, 1863.

≡ *Sphaeria strumella* Fr., Kongl. Vetensk. Akad. Handl. 38: 101, 1817, nom. sanct. [Fr., Syst. mycol. 2(2): 365, 1823].

≡ *Diaporthe strumella* (Fr.) Fuckel, Jahrb. Nassauischen Vereins Naturk. 23-24: 205, 1870.

Notes: This is a combination validly published on the label of Fungi Rhen. Exs. 598 (fig. 106).



Fig. 106

Valsa cerviculata (Fr.) Auersw., in Fuckel, Fungi Rhen. Exs., Fasc. 6: no. 599, 1863.

≡ *Sphaeria cerviculata* Fr., Kongl. Vetensk. Akad. Handl. 38: 88, 1817, nom. sanct. [Fr., Syst. mycol. 2(2): 383, 1823].

≡ *Valsa cerviculata* (Fr.) Fr., Summa veg. Scand. 2: 411, 1849.

Notes: This is a superfluous combination published on the label of Fungi Rhen. Exs. 599 (fig. 107).



Fig. 107

Fasc. 7

Valsa vitis (Schwein.) Fuckel, Fungi Rhen. Exs., Fasc. 7: no. 607, 1863 [Jahrb. Nassauischen Vereins Naturk. 23-24: 199 (1869-70) 1870].

≡ *Sphaeria vitis* Schwein., Schriften Naturf. Ges. Leipzig 1: 39, 1822.

Notes: This is a combination validly published on the label of Fungi Rhen. Exs. 607 (fig. 108).



Fig. 108

Valsa friesii (Duby) Fuckel, Fungi Rhen. Exs., Fasc. 7: no. 610, 1863 [Jahrb. Nassauischen Vereins Naturk. 23-24: 198 (1869-70) 1870].

≡ *Sphaeria friesii* Duby, Bot. Gall., Ed. 2, 2: 690, 1830.

Notes: This is a combination validly published on the label of Fungi Rhen. Exs. 610 (fig. 109).



Fig. 109

Valsa occulta Fuckel, Fungi Rhen. Exs., Fasc. 7: no. 622, 1863 [Hedwigia 3: 159, 1864].

≡ *Macrodiaporthe occulta* (Fuckel) Petr., Ann. Mycol. 17 (2-6): 94, 1920.

Notes: This is a valid species name with a description on the label of Fungi Rhen. Exs. 622 (fig. 110).



Fig. 110

Libertella pallida Fuckel, Fungi Rhen. Exs., Fasc. 7: no. 637, 1863 [Hedwigia 3: 159, 1864].

Notes: This is a valid species name with a description on the label of Fungi Rhen. Exs. 637 (fig. 111).



Fig. 111

Podosporium ribis Fuckel, Fungi Rhen. Exs., Fasc. 7: no. 639, 1863 [Hedwigia 3: 159, 1864].

Notes: This is a valid species name with a description on the label of Fungi Rhen. Exs. 639 (fig. 112).



Fig. 112

Ceuthospora subcorticalis Fuckel, Fungi Rhen. Exs., Fasc. 7: no. 640, 1863 [Hedwigia 3: 160, 1864].

Notes: This is a valid species name with a description on the label of Fungi Rhen. Exs. 640 (fig. 113).



Fig. 113

Literature

- Braun, U. 2018: Annotated list of taxonomic novelties published in “Herbarium Vivum Mycologicum” issued by J. F. Klotzsch and G. L. Rabenhorst between 1832 and 1855. *Schlechtendalia* **34**: 3–90.
- Braun, U. & Crous, P. 2016: (2415) Proposal to conserve the name *Cercospora* (Ascomycota: Mycosphaerellaceae) with a conserved type. *Taxon* **65**(1): 185.
- Constantinescu, O. 1991: An annotated list of *Peronospora* names. *Thunbergia* **15**: 1–110.
- Cooke, M. C. 1877: New British fungi (cont.). *Grevillea*. **5**(35): 118–122.
- Fuckel, K. W. G. L. 1860: Enumeratio Fungorum Nassoviae collectorum, Ser. 1. Jahrbücher des Vereins für Naturkunde im Herzogthum Nassau **15**: 1–126.
- Fuckel, K. W. G. L. 1870 [“1869–1870”]: Symbolae mycologicae. Beiträge zur Kenntnis der rheinischen Pilze. Jahrbücher des Nassauischen Vereins für Naturkunde **23-24**: 1–459.
- Fuckel, K. W. G. L. 1871 [“1871–1872”]: Symbolae mycologicae. Erster Nachtrag. Jahrbücher des Nassauischen Vereins für Naturkunde **25-26**: 287–346.
- Fuckel, K. W. G. L. 1874 [“1873–1874”]: Symbolae mycologicae. Zweiter Nachtrag. Jahrbücher des Nassauischen Vereins für Naturkunde **27-28**: 1–99.
- Fuckel, K. W. G. L. 1875 [“1876–1877”]: Symbolae mycologicae. Dritter Nachtrag. Jahrbücher des Nassauischen Vereins für Naturkunde **29-30**: 3–39.
- Groenewald, J. Z., Nakashima, C., Nishikawa, J., Shin, H.-D., Park, J.-H., Jama, A. N., Groenewald, M., Braun, U. & Crous, P. W. 2013: Species concepts in *Cercospora*: spotting the weeds among the roses. *Studies in Mycology* **75**: 115–170.
- Scholler, M., Braun, U., Schulte, T., Zhao, P. & Bubner, B. 2019: Nomenclatural, phylogenetic and taxonomical studies on European rust fungi, *Pucciniales*, (1) Miscellaneous pucciniastraceous species. *Mycological Progress*, in press.
- Stafleu, F. A. & Cowan R. S. 1976: Taxonomic literature. A selective guide to botanical publications and collections with dates, commentaries and types. Utrecht.

Addresses of the authors

Uwe Braun, Martin-Luther-Universität, Institut für Biologie, Bereich Geobotanik und Botanischer Garten, Neuwerk 21, 06099 Halle (Saale), Germany.
(E-mail: uwe.braun@botanik.uni-halle.de)

Konstanze Bensch, Westerdijk Fungal Biodiversity Institute, P.O. Box 85167, 3508 AD, Utrecht, The Netherlands.
(E-mail: k.bensch@wi.knaw.nl)

ZOBODAT - www.zobodat.at

Zoologisch-Botanische Datenbank/Zoological-Botanical Database

Digitale Literatur/Digital Literature

Zeitschrift/Journal: [Schlechtendalia](#)

Jahr/Year: 2019

Band/Volume: [36](#)

Autor(en)/Author(s): Braun Uwe, Bensch Konstanze

Artikel/Article: [Annotated list of taxonomic novelties published in "Fungi Rhenani Exsiccati" Fasc. 1 to 7, issued by K. W. G. L. Fuckel in 1863 103-131](#)