

Annotated list of taxonomic novelties published in “Fungi Rhenani Exsiccati” Fasc. 8 to 15, issued by K. W. G. L. Fuckel between 1863 and 1865

Uwe BRAUN & Konstanze BENSCH

Abstract: Braun, U. & Bensch, K. 2020: Annotated list of taxonomic novelties published in “Fungi Rhenani Exsiccati” Fasc. 8 to 15, issued by K. W. G. L. Fuckel between 1863 and 1865. *Schlechtendalia* **37**: 5–26.

New taxa and new combinations published by K.W.G.L. Fuckel in “Fungi Rhenani Exsiccati” Fasc. 8 to 15 between 1863 and 1865 are listed and annotated, supplemented by copies of the labels with the original descriptions or new combinations. References, citations and the synonymy are corrected when necessary. The nomenclature of some taxa is discussed in more detail. The new combination *Ramularia digitalis* (= *Sphaeria digitalis*) is introduced. Several names are lectotypified.

Zusammenfassung: Braun, U. & Bensch, K. 2020: Kommentierte Liste taxonomischer Neuheiten publiziert in “Fungi Rhenani Exsiccati” Fasc. 8 bis 15, herausgegeben von K. W. G. L. Fuckel zwischen 1863 und 1865. *Schlechtendalia* **37**: 5–26.

Neue Taxa und Kombinationen publiziert von K.W.G.L. Fuckel in “Fungi Rhenani Exsiccati” Fasc. 8 bis 15 zwischen 1863 und 1865 werden aufgelistet und annotiert, ergänzt durch Kopien der Etiketten mit den Originalbeschreibungen oder Kombinationen. Referenzangaben, Zitate und die Synonymie werden korrigiert falls notwendig. Die Nomenklatur einiger Taxa wird detaillierter besprochen. Die neue Kombination *Ramularia digitalis* (= *Sphaeria digitalis*) wird eingeführt. Mehrere Namen werden lectotypisiert.

Key words: Fungi, nomenclature, exsiccata, new combination, lectotypification.

Published online 30 April 2020

Introduction

Braun & Bensch (2019) published a first annotated list of taxonomic novelties included in Karl Wilhelm Gottlieb Leopold Fuckel’s exsiccata “Fungi Rhenani Exsiccati” (complete sets of “Fuckel, Fungi Rhenani Exsiccati” are maintained at FH, G and HAL, excepting Fasc. 12), covering Fasc. 1 to 7, supplemented by a brief outline of Fuckel’s biography. The present second treatment of taxonomic novelties published in Fuckel’s exsiccata encompasses new taxa and new combinations in Fasc. 8 to 15. Formae (substrate or host formae) without any descriptive data were frequently established in exsiccatae, including Fuckel’s Fungi Rhen. Exs. Formae introduced in Fuckel’s exsiccata are not registered in the present work. Although they are formally nomina nuda (Art. 38.1), such formae of fungal species, above all in case of plant pathogenic species, are regarded to be valid names, and the reference to the differing host is accepted to be sufficient as diagnosis. But such formae have usually little taxonomic value, and the application in taxonomic-nomenclatural contexts should be avoided. Scans of labels with taxonomic novelties, used for the present work, have been prepared on the basis of duplicates preserved at HAL (Herbarium, Martin Luther University, Halle (Saale), Germany). According to ICN, Art. 30.2 (Ex. 12), descriptions, new combinations and other taxonomic novelties on labels accompanying distributed specimens (exsiccata) are effectively published, i.e., valid names published on printed labels of distributed exsiccata have to be taken into consideration with regard to priority issues of taxa. Experiences have shown as far that names published in exsiccata have often been neglected or wrongly cited in nomenclature data bases and taxonomic treatments. Numerous taxonomic novelties have in the past often been attributed to Fuckel’s (1870) monographic treatment of the fungi of Rhineland (also separately published in book form as “Symbolae mycologicae. Beiträge zur Kenntnis der rheinischen Pilze. Julius Niedner, Wiesbaden” and as facsimile edition, J. Cramer, Lehre 1966), with three supplements (Fuckel 1871, 1873–1874, 1875), the first supplement also separately published in book form (Julius Niedner, Wiesbaden 1871–1875; and as facsimile edition, J. Cramer, Lehre 1966), and the second supplement as preprint published before 21 Jun. 1873 (see Stafleu & Cowan 1976). However, not infrequently the publications of new taxa and new combinations in Fuckel’s “Fungi Rhenani Exsiccati” predate Fuckel (1870) and the supplements to “Symbolae mycologicae”.

Annotated list of taxa

Fasc. 8

Lophodermium punctiforme (Fr.) Fuckel, Fungi Rhen. Exs., Fasc. 8: no. 744, 1863 [Hedwigia 3: 160, 1864; Jahrb. Nassauischen Vereins Naturk. 23-24: 255 (1869-70) 1870].

≡ *Hysterium punctiforme* Fr., Observ. mycol. 2: 356, 1818.

Notes: This is a combination validly published on the label of Fungi Rhen. Exs. 744 (fig. 1).

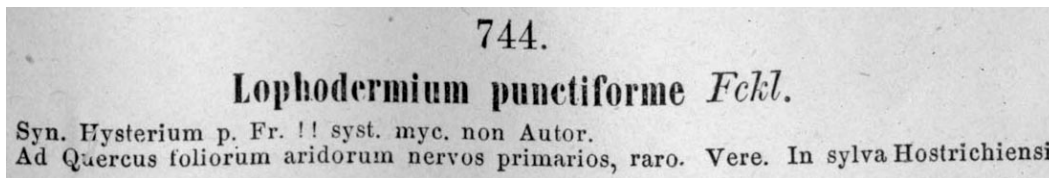


Fig. 1

Sphaeronaema flavoviride Fuckel, Fungi Rhen. Exs., Fasc. 8: no. 774, 1863 [Hedwigia 3: 160, 1864].

Notes: This is a valid species name with a description on the label of Fungi Rhen. Exs. 774 (fig. 2).

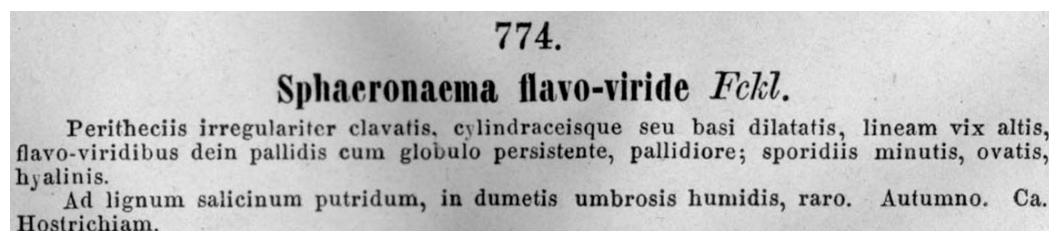


Fig. 2

Sphaeronaema hederæ Fuckel, Fungi Rhen. Exs., Fasc. 8: no. 775, 1863 [Hedwigia 3: 160, 1864], nom. illeg. [superfl.] (Art 52.1).

Notes: This name was published with a description on the label of Fungi Rhen. Exs. 775 (fig. 3), but it is an illegitimate (superfluous) name since *Tubercularia sarmentorum* Fr. was cited as synonym in an annotation.



Fig. 3

Rhaphidospora herpotricha (Fr.) Auersw., in Fuckel, Fungi Rhen. Exs., Fasc. 8: no. 781, 1863.

≡ *Sphaeria herpotricha* Fr., Syst. mycol. 2(2): 504, 1823.

≡ *Rhaphidospora herpotricha* (Fr.) Ces. & De Not., Comm. Soc. Crittog. Ital. 1(4): 233, 1863, isonym (Art. 6.3, note 2).

≡ *Ophiosphaerella herpotricha* (Fr.) J. Walker, Mycotaxon 11(1): 74, 1980.

Notes: This is a combination validly published on the label of Fungi Rhen. Exs. 781 (fig. 4).

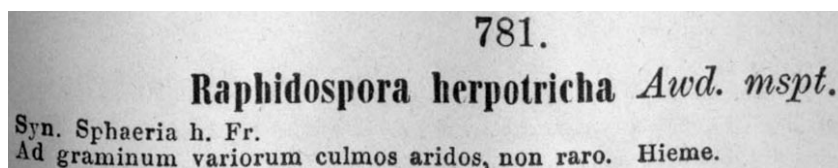


Fig. 4

Rhaphidospora herpotricha var. *pontiformis* Fuckel (as “*pondiformis*”), Fungi Rhen. Exs., Fasc. **8**: no. 782, 1863 [Hedwigia **3**: 160, 1864].

Lectotype (designated here, MycoBank, MBT392145): Germany, Hattenheim, on *Elymus repens*, undated, Fuckel, Fungi Rhen. Exs. 782 (HAL, s.n.). Isolectotypes: Fuckel, Fungi Rhen. Exs. 782, e.g., B, G, S-F315821.

≡ *Pleospora pontiformis* (Fuckel) Fuckel, Jahrb. Nassauischen Vereins Naturk. **23-24**: 139 (1869-70) 1870.

≡ *Sphaeria pontiformis* (Fuckel) Cooke, Grevillea **5**(35): 120, 1877.

≡ *Heptameria pontiformis* (Fuckel) Cooke, Grevillea **18**(86): 32, 1889.

≡ *Leptosphaeria pontiformis* (Fuckel) Sacc., Syll. fung. **2**: 78, 1883.

≡ *Phaeosphaeria pontiformis* (Fuckel) Leuchtm., Sydowia **37**: 134, 1984.

= *Leptosphaeria cumulata* Kirschst., Verh. Bot. Ver. Prov. Brandenb. **48**: 56 (1906) 1907.

Notes: This variety was validly published under the valid species name *Rhaphidospora herpotricha* (see no. 781). Fuckel (1870) cited the name of the variety as basionym for *Pleospora pontiformis*, which has to be considered a new combination (comb. et stat. nov.). Thus, all combinations based on Fuckel's name have *Rhaphidospora herpotricha* var. *pontiformis* as basionym with Fuckel, Fungi Rhen. Exs. 782 as type material, requiring lectotypification (fig. 5).

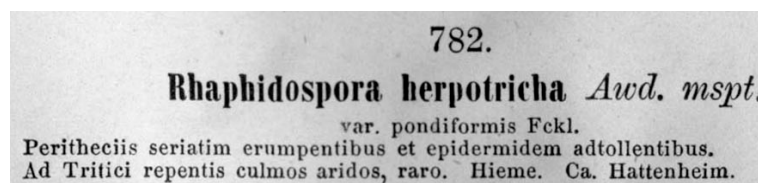


Fig. 5

Rhaphidospora oenotherae Fuckel, Fungi Rhen. Exs., Fasc. **8**: no. 783, 1863, nom. nud.

= *Rhaphidospora oenotherae* Auersw. in Zopf & Sydow, Mycoth. March., Cent. **1**: no. 79, 1880.

Notes: This is an invalid species name without a description on the label of Fungi Rhen. Exs. 783 (fig. 6). Fuckel based this name on “*Sphaerolina xantholeuca* (Kunze) Fuckel, Jahrb. Vereins Naturk. Herzogth. Nassau **15**: 77, 1860, non *Sphaeria xantholeuca* Fr.” (i.e., “Kunze in Fr.”). However, Fuckel's name was not validated by a reference to a previous description because Fuckel (1860: 77) did not publish any description or diagnosis.

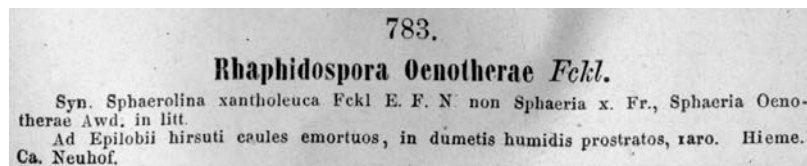


Fig. 6

Rhaphidospora tanacetii (Fuckel) Fuckel, Fungi Rhen. Exs., Fasc. **8**: no. 784, 1863.

≡ *Sphaerolina tanacetii* Fuckel, Jahrb. Vereins Naturk. Herzogth. Nassau **15**: 77, 1860.

Notes: This is a combination validly published on the label of Fungi Rhen. Exs. 784 (fig. 7).

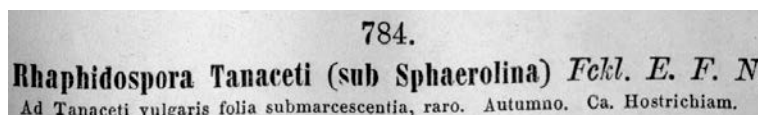


Fig. 7

Leptospora ovina (Pers.) Auersw., in Fuckel, Fungi Rhen. Exs., Fasc. **8**: no. 788, 1863 [Jahrb. Nassauischen Vereins Naturk. **23-24**: 143 (1869-70) 1870].

≡ *Sphaeria ovina* Pers., Syn. meth. fung. **1**: 71, 1801, nom. sanct. [Fr., Syst. mycol. **2**(2): 446, 1823].

Notes: This is a combination validly published on the label of Fungi Rhen. Exs. 788 (fig. 8).

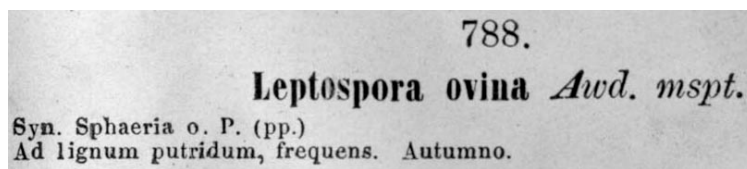


Fig. 8

Fasc. 9

Ceratostoma vervecinum (Desm.) Fuckel, Fungi Rhen. Exs., Fasc. 9: no. 806, 1864.

≡ *Sphaeria vervecina* Desm., Ann. Sci. Nat., Bot., Sér. 2, 17: 103, 1842.

≡ *Melanospora vervecina* (Desm.) Fuckel, Jahrb. Nassauischen Vereins Naturk. 23-24: 126, (1869-70) 1870.

= *Melanospora caprina* (Fr.) Sacc., Michelia 1(3): 283, 1878.

Notes: This is a combination validly published on the label of Fungi Rhen. Exs. 806 (fig. 9).

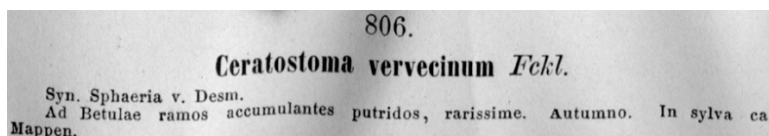


Fig. 9

Ceratostoma leucotrichum (Corda) Fuckel, Fungi Rhen. Exs., Fasc. 9: no. 808, 1864.

≡ *Melanospora leucotricha* Corda, Icon. fung. 1: 25, 1837.

Notes: This is a combination validly published on the label of Fungi Rhen. Exs. 808 (fig. 10).

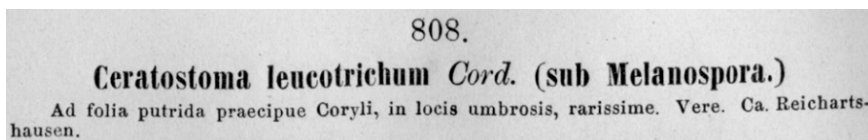


Fig. 10

Ceratostoma caulicola [as "*caulinolum*"] Fuckel, Fungi Rhen. Exs., Fasc. 9: no. 810, 1864 [Hedwigia 3: 160, 1864].

≡ *Scopinella caulicola* (Fuckel) Malloch, Fungi Canadenses: no. 82, 1976.

Notes: This is a valid species name with a description on the label of Fungi Rhen. Exs. 810 (fig. 11).

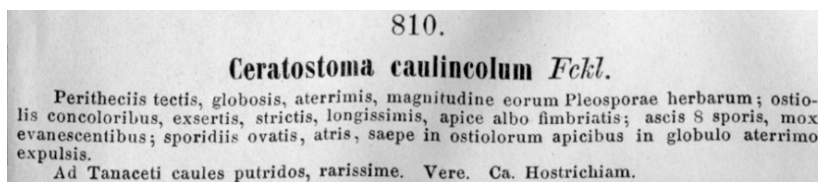


Fig. 11

Pleospora herniariae Fuckel, Fungi Rhen. Exs., Fasc. 9: no. 812, 1864 [Hedwigia 3: 160, 1864].

Notes: This is a valid species name with a description on the label of Fungi Rhen. Exs. 812 (fig. 12).

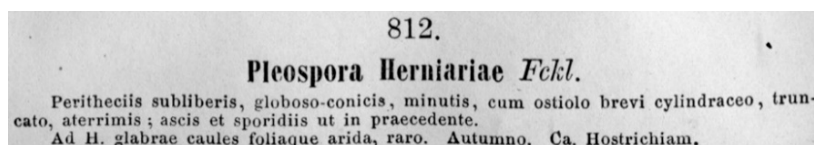


Fig. 12

Pleospora salsolae Fuckel, Fungi Rhen. Exs., Fasc. 9: no. 814, 1864 [Hedwigia 3: 160, 1864].

= *Stemphylium vesicarium* (Wallr.) E.G. Simmons, Mycologia 61(1): 9, 1969.

Notes: This is a valid species name with a description on the label of Fungi Rhen. Exs. 814 (fig. 13).

814.

Pleospora Salsolae Fckl.

Peritheciis quadruplo minoribus quam in praecedente, tectis, dein liberis, globosis, atris; ostioliis cylindraceis, brevibus; ascis et sporidiis ut in praecedentibus.
Ad S. Kali caules aridos, frequens. Vere. Ca. Freienweinstein.

Fig. 13

Pleospora euonymi Fuckel [as “*evonymi*”], Fungi Rhen. Exs., Fasc. 9: no. 815, 1864 [Hedwigia 3(11): 161, 1864, and Jahrb. Nassauischen Vereins Naturk. 23-24: 133 (1869-70) 1870].

= *Stemphylium vesicarium* (Wallr.) E.G. Simmons, Mycologia 61(1): 9, 1969.

Notes: This is a valid species name with a description on the label of Fungi Rhen. Exs. 815 (fig. 14).

815.

Pleospora Evonymi Fckl.

Peritheciis gregariis, in macula expallescens, magnitudine eorum P. herbarum, tectis, depressis, atris; ostioliis papillaeformibus, prominulis; ascis et sporidiis ut in praecedentibus.
Ad E. europ. folia dejecta arida, rarissime. Hieme. Ca. Hattenheim.

Fig. 14

Sphaeria aethiops Fuckel, Fungi Rhen. Exs., Fasc. 9: no. 818, 1864 [Hedwigia 3(11): 161, 1864], nom. illeg. (Art. 53.1), non Wallroth, 1833.

≡ *Sphaerella aethiops* Auersw. [as “(Fuckel) Auersw.”], in Gonnermann & Rabenhorst, Mycol. eur. Abbild. Sämmtl. Pilze Eur. 5-6: 5, 1869.

≡ *Mycosphaerella aethiops* (Auersw.) Lindau [as “(Fuckel) Auersw.”], Hilfsb. Sammeln Ascomyc.: 93, 1903.

Notes: *Sphaeria aethiops* Fuckel was published with a description on the label of Fungi Rhen. Exs. 818 (fig. 15), but this is an illegitimate name (homonym).

818.

Sphaeria Aethiops Fckl.

Peritheciis minimis, subsuperficialibus, gregaribus, planis, aterrimis, maculam usque lineam latam aterrimam formantibus, dein ore longitudinali fassis; ascis clavatis, 8 sporis; sporidiis subclavato-oblongis, didymis, hyalinis.
Ad Quercus folia arida adhuc pendula, raro. Autumno. In sylva Hostrichiensi.

Fig. 15

Sphaeria longissima Fuckel, Fungi Rhen. Exs., Fasc. 9: no. 821, 1864 [Hedwigia 3(11): 161, 1864], nom. illeg. (Art. 53.1) non Pers., 1800.

≡ *Sphaerella longissima* Fuckel, Jahrb. Nassauischen Vereins Naturk. 23-24: 107 (1869-70) 1870.

≡ *Mycosphaerella longissima* (Fuckel) Lindau, Hilfsb. Sammeln Ascomyc.: 20, 1903.

= *Sphaerella bromi* Auersw., in Gonnermann & Rabenhorst, Mycol. eur. Abbild. Sämmtl. Pilze Eur. 5-6: 17, 1869.

Notes: This is an illegitimate species name with a description on the label of Fungi Rhen. Exs. 821 (fig. 16). *Sphaerella bromi* is the oldest valid name for this taxon and would be available in *Mycosphaerella*. However, *Mycosphaerella* is now a formal heterotypic synonym of *Ramularia*. Thus, it is first of all necessary to find out the generic affinity of this fungus before one can reach nomenclatural and taxonomic conclusions. Aptroot (2006: 122) considered *Mycosphaerella longissima* a species of *Davidiella* (= *Cladosporium*), morphologically indistinguishable from *D. ammophilae*.

821.

Sphaeria longissima Fckl.

Peritheciis minutissimis, dense-dispositis et strias longissimas $\frac{1}{4}$ lineam latas, atris exhibentibus, dein ore longitudinali fassis; ascis oblongo clavatis, 8 sporis; sporidiis oblongis, medio paulo constrictis, didymis, hyalinis.
Ad Bromi asperi folia subviva, rarissime. Autumno. In sylva Hostrichiensi.

Fig. 16

Sphaeria cinerascens Fuckel, Fungi Rhen. Exs., Fasc. 9: no. 824, 1864 [Hedwigia 3(11): 161, 1864], nom. illeg. (Art. 53.1) non Rabenh., 1832.

≡ *Sphaerella cinerascens* Fuckel, Jahrb. Nassauischen Vereins Naturk. 23-24: 103 (1869-70) 1870, nom. illeg. (Art. 53.1), non Rabenh., 1865.

≡ *Mycosphaerella cinerascens* Vesterg. (as “(Fuckel) Vesterg.”), Bot. Notiser 1896-1897 (6): 267, 1897. Lectotype (designated here, MycoBank, MBT392146): Germany, “in montis Zange” (Hessen, Rheingau, Oestrich-Winkel, Hallgarter Zange), on dead leaves of *Sorbus aria* [Fuckel, Fungi Rhen. Exs. 824] (HAL, s.n.).

Notes: This name was published with a description on the label of Fungi Rhen. Exs. 824 (fig. 17), but it is an illegitimate name (younger homonym). Based on this name, Fuckel (1870: 103) introduced *Sphaerella cinerascens*, which, is however, illegitimate as well (non *Sphaerella cinerascens* Rabenh., 1865). Fuckel (1870) stated that Rabenhorst’s material distributed as *Sphaerella cinerascens* does not coincide with *Sphaeria cinerascens* Fuckel, but pertains to “*Sphaerella chlorospora*” (a species of *Venturia*). He considered *Cercospora ariae* Fuckel the asexual morph of *Sphaerella cinerascens* Fuckel and described hyaline, 1-septate ascospores, $9 \times 4 \mu\text{m}$, which undoubtedly refer to a *Mycosphaerella* (s. lat.) species.

The name *Mycosphaerella cinerascens* (Vestergren 1897) needs a brief discussion. Vestergren (l.c.) only cited “*Mycosphaerella cinerascens* Fuckel” without further specification. However, he mentioned that he had examined Fuckel’s original material (in herb. Fries), which was characterised by having small ascospores, $9-10 \times 3 \mu\text{m}$. Thus, Vestergren (l.c.) based his “combination”, which is rather a new name (replacement name), on *Sphaeria cinerascens* Fuckel and *Sphaerella cinerascens* Fuckel. Hence, *Mycosphaerella cinerascens* is a valid name based on *Sphaeria cinerascens* Fuckel, which requires to be clarified by lectotypification. The duplicate of “Fuckel, Fungi Rhen. Exs. 824” deposited at HAL has been examined and turned out to be a typical *Mycosphaerella* (pseudothecia (50–)80–100 μm diam, without setae and paraphyses, with numerous subcylindrical asci, straight to somewhat curved, wall to 1 μm thick, $40-55 \times (6-8)8-10 \mu\text{m}$, 8-spored, ascospores ellipsoid, $9-11 \times 3-4 \mu\text{m}$, ends rounded, with a single median septum, hyaline or at most with a faintly greenish tinge). The type material is similar to the endophytic-saprobic *Mycosphaerella punctiformis* (now *Ramularia endophylla*), but differs in having broader asci and longer and wider ascospores widest in the middle. Thus, *M. cinerascens* is a separate saprobic species. Vestergren’s (l.c.) own material from Sweden, cited in his publication, had much larger ascospores, $14-19 \times 4-5 \mu\text{m}$ and undoubtedly belonged to *Sphaerella cinerascens* Rabenh., a species of *Venturia*. The two ascomycete species occur commonly on *Sorbus* leaves and are the reason for the confusion around *Sphaeria cinerascens* Fuckel.

The nomenclatural status of the valid name *Sphaerella cinerascens* Rabenh. and its application need to be discussed as well and depend on the typification of this name, above all because Rabenhorst (l.c.) cited this name as “(Fuckel) Rabenh.” This name could be treated as new name (replacement name), as done by Aptroot (2006) as “*Sph. cinerascens* Fleischh. in Rabenh.”, or alternatively as new species since it fulfils all requirements for the publication of a new species (Art. 9.13). In order to follow the current use of this name [see Sivanesan (1977), who reduced this name to synonymy with *Venturia inaequalis*], we prefer the latter version and consider *Sphaerella cinerascens* Rabenh. a new species. “*Sphaeria cinerascens* Fuckel, Fungi Rhen. Exs. 824” is part of the protologue and provides syntypes. Other syntypes were distributed in Rabenh., Fungi Eur. Exs. 845. The two exsiccata refer to different species, a *Mycosphaerella* (see above) and a *Venturia* (ascomata with setae, ascospores pigmented, larger). Thus, the clarification of the name *Sphaerella cinerascens* Rabenh. requires its lectotypification:

Sphaerella cinerascens Rabenh. [as “(Fuckel) Rabenh.”], Fungi Eur. Exs. (Klotzschii Herb. Viv. Mycol. Continuatio, Ed. Nova, Ser. Sec.), Cent. 9: no. 845, 1865 [Bot. Zeitung 23: 288, 1865].

Lectotype (designated here, MycoBank, MBT392148): Germany, Thuringia, Arnstadt, on *Sorbus aria*, May 1865, Dr. Fleischhacker [Rabenh., Fungi Eur. Exs. 845] (HAL, s.n.).

≡ *Venturia inaequalis* var. *cinerascens* (Rabenh.) Aderh., Hedwigia 36(2): 82, 1897.

≡ *Endostigme cinerascens* (Rabenh.) Jørst., Nytt Mag. Natur. 84: 252, 1945.

≡ *Spilosticta cinerascens* (Rabenh.) Petr., Sydowia 1(4-6): 197, 1947.

= *Venturia orbiculata* (Desm.) U. Braun, Schlechtendalia 36: 66, 2019 (see Braun 2019).

824.

Sphaeria cinerascens Fckl.

Peritheciis gregariis numerosissimis, emersis, globosis, atris, Sphaeriae punctiformis magnitudine; ostioliis minimis, papillatis; ascis oblongis, 8 sporis; sporidiis ovato-oblongis, uniseptatis, multiguttulatis, hyalinis.

Ad Sorbi Ariae foliorum aridorum paginam inferiorem infra tomentum maculas cinerascens exhibens, non raro. Vere. In montis Zange culmine.

Fig. 17

Sphaeria systema-solare Fuckel, Fungi Rhen. Exs., Fasc. 9: no. 834, 1864 [Hedwigia 3(11): 161, 1864; Jahrb. Nassauischen Vereins Naturk. 23-24: 111 (1869-70) 1870].

≡ *Venturia systema-solare* (Fuckel) G. Winter, Rabenh. Krypt.-Fl., Ed. 2, 1.2: 437, 1885.

Notes: This is a valid species name with a description on the label of Fungi Rhen. Exs. 834 (fig. 18), currently assigned to *Venturia* (Müller 1958).

834.

Sphaeria Systema solare Fckl.

Peritheciis circa discum applanatum orbicularem, lineam latum, atrum, gregario-dispositis, pusillis, ab epidermide albicante tectis, globosis, ostioliis erumpentibus, pauciseptulosis, atris; ascis linearibus; sporidiis uniserialibus, obovatis, simplicibus, uniguttulatis, dilute-flavis.

Ad Corni sanguineae folia putrida, rarissime. Vere. Ca. Hattenheim.

Fig. 18

Sphaeria jurineae Fuckel, Fungi Rhen. Exs., Fasc. 9: no. 839, 1864 [Hedwigia 3(11): 162, 1864].

≡ *Sphaerella jurineae* (Fuckel) Auersw., in Gonnermann & Rabenhorst, Mycol. eur. Abbild. Sämmtl. Pilze Eur. 5-6: 13, 1869.

≡ *Mycosphaerella jurineae* (Fuckel) Starbäck, Bih. Kongl. Svenska Vetensk.-Akad. Handl. 15(2): 9, 1889.

Notes: This is a valid species name with a description on the label of Fungi Rhen. Exs. 839 (fig. 19).

839.

Sphaeria Jurineae Fckl.

Peritheciis sparsis, Sph. punctiformis duplo minoribus, conicis, subliberis, astomis, atro-nitidis; ascis oblongis, 8 sporis; sporidiis oblongis, medio paulo constrictis, uniseptatis, hyalinis.

Ad J. cyanoides foliorum aridorum paginam superiorem, suis locis frequens. Vere. Ca. Budenheim.

Fig. 19

Sphaeria immunda Fuckel, Fungi Rhen. Exs., Fasc. 9: no. 843, 1864 [Hedwigia 3(11): 162, 1864; Jahrb. Nassauischen Vereins Naturk. 23-24: 108 (1869-70) 1870].

≡ *Isothea immunda* (Fuckel) Cooke, Handb. Brit. Fungi 2: 931, 1871.

≡ *Hyospila immunda* (Fuckel) Sacc., Syll. fung. 2: 190, 1883.

≡ *Phoma immunda* (Cooke) Kuntze, Revis. gen. pl. 3(3): 503, 1898.

≡ *Didymella immunda* (Cooke) Höhn., Ann. Mycol. 16(1/2): 68, 1918.

≡ *Leiosphaerella succinea* (Roberge ex Desm.) E. Müll., in Müller & von Arx, Beitr. Kryptfl. Schweiz 11(2): 673, 1962.

Notes: This is a valid species name with a description on the label of Fungi Rhen. Exs. 843 (fig. 20), published in 1864. Hence, the following name being illegitimate:

Sphaeria immunda Berk. & M.A. Curtis, in Berkeley, J. Linn. Soc., Bot. 10(46): 387 (1868) 1869, nom. illeg. (Art. 53.1).

≡ *Rosellinia immunda* Sacc. [as "(Berk. & M.A. Curtis) Sacc."], Syll. fung. 1: 256, 1882.

≡ *Stilbohypoxylon immundum* (Sacc.) L.E. Petrini [as "(Berk. & M.A. Curtis) L.E. Petrini"], Sydowia 56(1): 61, 2004.

Sphaeria immunda Fckl.

Peritheciis numerosis etiam confluentibus, praecedente triplo minoribus, foliorum pagina inferiore atris, applanatis seu paulo convexis, superiore convexis fuscis; ascis linearibus, curvatis; sporidiis uniserialibus, ovatis, uniseptatis, hyalinis. Praecedente valde affinis est, sed multo minor et frequentior.

Ad Quercus folia arida saepe adhuc pendula, raro. Autumno. Ca. Hostrichiam.

Fig. 20

Sphaeria digitalis Fuckel, Fungi Rhen. Exs., Fasc. 9: no. 851, 1864 [Hedwigia 3(11): 162, 1864]. Lectotype (designated here, MycoBank, MBT392147): on *Digitalis purpurea*, Germany, “in sylva Hostrichiensi”, Fuckel, Fungi Rhen. Exs. 851 (HAL, s.n.).

[*Sphaeria petasitis* var. *digitalis* Fuckel, Jahrb. Vereins Naturk. Herzogth. Nassau 15: 67, 1860, nom. nud.]

≡ *Ascochyta digitalis* (Fuckel) Fuckel, Jahrb. Nassauischen Vereins Naturk. 23-24: 388 (1869-70) 1870.

≡ ***Ramularia digitalis*** (Fuckel) U. Braun, **comb. nov.**, MycoBank, MB835486 (Basionym: *Sphaeria digitalis* Fuckel, Fungi Rhen. Exs., Fasc. 9: no. 851, 1864).

= *Ramularia variabilis* Fuckel, Jahrb. Nassauischen Vereins Naturk. 23-24: 361 (1869-70) 1870.

≡ *Ovularia variabilis* (Fuckel) E. Bommer & M. Rousseau, Bull. Soc. Roy. Bot. Belgique 23(1): 286, 1884.

≡ *Cylindrosporium variabile* (Fuckel) J. Schröt. [as “*Cylindrospora*”], in Cohn, Krypt.-Fl. Schlesien 3.2(4): 490, 1897.

≡ *Entylomella variabilis* (Fuckel) Cif., Ann. Mycol. 26(1/2): 17, 1928.

= (?) *Sphaerella mariae* Sacc. & E. Bommer, Bull. Soc. Roy. Bot. Belgique. 25(1): 173, 1886.

≡ (?) *Mycosphaerella mariae* (Sacc. & E. Bommer) Lindau, Hilfsb. Sammeln Ascomyc.: 37, 1903.

= *Mycosphaerella variabilis* Kill., Ann. Épiphyt. 12: 154, 1926.

= *Mycosphaerella digitalis-ambiguae* Arx, Sydowia 3(1-6): 92, 1949.

= *Ramularia digitalis-ambiguae* Arx, Sydowia 3(1-6): 93, 1949.

= *Asteromella digitalis-ambiguae* Arx, Sydowia 3(1-6): 94, 1949.

Notes: This is a valid species name with a description on the label of Fungi Rhen. Exs. 851 (fig. 21). According to Mel'nik (1977), all examined duplicates of Fungi Rhen. Exs. 851 were devoid of any mature fungal fructification. However, the examined duplicate preserved at HAL is characterized by having sufficient fructification to allow the identification of this species. There are numerous small, globoid, brown stromata on the upper leaf surface, 25–90 µm diam. Fascicles of conidiophores arising from minute stromatic hyphal aggregations around the larger stromata, but also directly formed on the larger stromata, are present. The larger globoid stromatic structures are either sterile spermogonia or initials of the sexual mycosphaerella-like morph of a *Ramularia* hitherto referred to as *R. variabilis*. However, the name *Sphaeria digitalis* is older and has priority over *R. variabilis*, which is regarded to occur on *Digitalis* (Plantaginaceae) and *Verbascum* (Scrophulariaceae) spp. (in this broader sense, the name *R. digitalis* relates to collections on *Digitalis* and *Verbascum*). Collections on *Digitalis* and *Verbascum* are morphologically barely distinguishable, although the two host genera pertain to different plant families. Thus, it is possible that two species are involved, which is, however, in need of phylogenetic confirmation. If this is indeed the case, the name *R. digitalis* would be applicable for the *Digitalis* *Ramularia* and *R. variabilis* for the *Ramularia* on *Verbascum* spp.

The synonymy of the teleomorph-typified name *Mycosphaerella mariae* (type host *Digitalis lutea*) is uncertain and requires confirmation in culture and by phylogenetic analyses, although Tomilin (1978) accepted this species, including *Mycosphaerella digitalis-ambiguae* as a synonym. Aptroot (2006) examined type material, found cylindrical asci with ascospores, 10–12 × 3–3.5 µm [but in the original description the ascospores were specified to be 14–18 × 4–5.5 µm (Boomer & Rousseau 1886)], placed this species in *Mycosphaerella* sect. *Caterva* M.E. Barr, and stated that it is morphologically indistinguishable from *Mycosphaerella subradicans* (Fr.) J. Schröt. *Mycosphaerella variabilis* (type host *Digitalis purpurea*) and *M. digitalis-ambiguae* (type host *D. grandiflora* [= *D. ambigua*]) also require confirmation by phylogenetic analyses. However, the two names are very probably synonyms of *Ramularia digitalis*. Killian (1926) and Arx (1949) examined *M. variabilis* and *M. digitalis-ambiguae*, respectively, and confirmed associations between ascomata and *Ramularia* asexual morphs in culture. Arx (l.c.) used cultures obtained from single ascospores. A further *Mycosphaerella* species, *M. digitalis*

(Ferraris) Tomilin, is a different taxon and has nothing to do with *Ramularia digitalis* [asci $60 \times 20\text{--}21 \mu\text{m}$, ascospores $18\text{--}19 \times 5\text{--}6 \mu\text{m}$, ends attenuated (Ferraris 1902)].

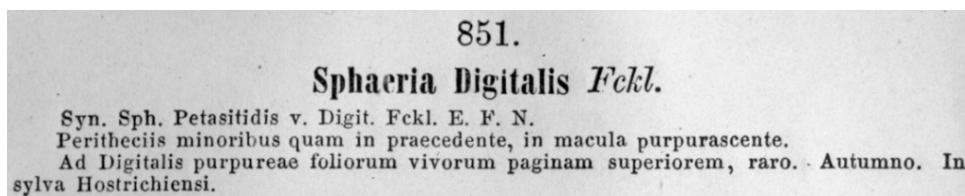


Fig. 21

Sphaeria pruni Fuckel, Fungi Rhen. Exs., Fasc. 9: no. 870, 1864 [Hedwigia 3(11): 162, 1864], nom. illeg. (Art. 53.1), non Schumach., 1803.

≡ *Gnomonia pruni* Fuckel, Jahrb. Nassauischen Vereins Naturk. 23-24: 122 (1869-70) 1870.

Notes: This is an illegitimate homonymous species name with a description on the label of Fungi Rhen. Exs. 870 (fig. 22). *Gnomonia pruni* (Fuckel 1870) was based on Fungi Rhen. Exs. 870, and *Sphaeria pruni* was cited in the register with reference to *G. pruni*.

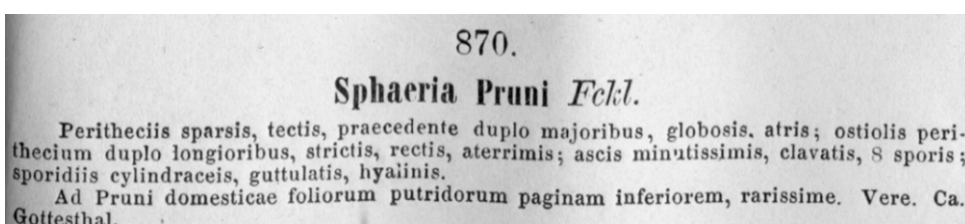


Fig. 22

Sphaeria emarginata Fuckel, Fungi Rhen. Exs., Fasc. 9: no. 876, 1864 [Hedwigia 3(11): 162, 1864].

≡ *Gnomonia emarginata* (Fuckel) Fuckel, Jahrb. Nassauischen Vereins Naturk. 23-24: 122 (1869-70) 1870.

≡ *Gnomoniella emarginata* (Fuckel) Sacc., Syll. fung. 1: 414, 1882.

Notes: This is a valid species name with a description on the label of Fungi Rhen. Exs. 876 (fig. 23). *Gnomonia emarginata* (Fuckel 1870) is a combination based on *Sphaeria emarginata*. Fuckel (1870) cited Fungi Rhen. Exs. 876 together with the name *G. emarginata*, and *Sphaeria emarginata* was cited in the register with reference to *Gnomonia emarginata*.

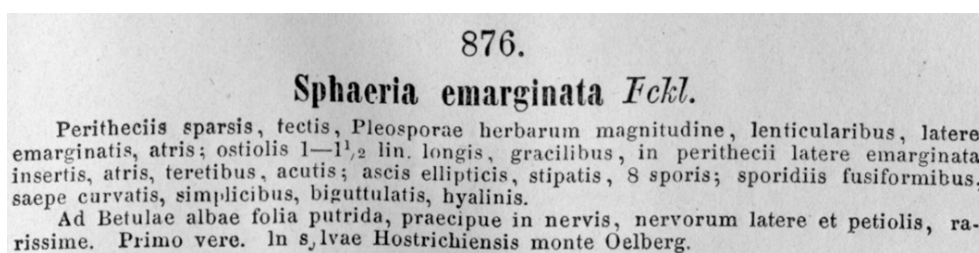


Fig. 23

Sphaeria petiolicola Fuckel, Fungi Rhen. Exs., Fasc. 9: no. 883, 1864 [Hedwigia 3(11): 162, 1864], nom. illeg. (Art. 53.1), non Desm., 1849.

≡ *Sphaeria cryptosphaeria* Fuckel, Jahrb. Nassauischen Vereins Naturk. 23-24: 110 (1869-70) 1870.

= *Ditopella cryptosphaeria* (Fuckel) Sacc., Syll. Fung. 1: 450, 1882.

Notes: This is an illegitimate species name with a description on the label of Fungi Rhen. Exs. 883 (fig. 24), which was later validated by Fuckel (1870).

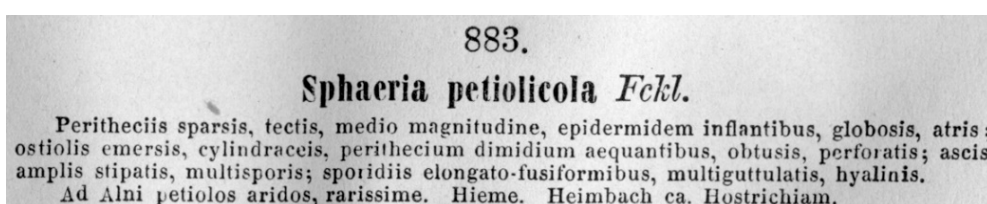


Fig. 24

Sphaeria superflua Fuckel [as “Auersw.”], Fungi Rhen. Exs., Fasc. 9: no. 884, 1864, nom. nud.
 ≡ *Sphaerella superflua* Auersw., Mycologia europaea. Abbildungen sämtlicher Schwämme Europas 5-6: 14, 1869.
 ≡ *Sphaerella superflua* Fuckel, Jahrb. Nassauischen Vereins Naturk. 23-24: 102 (1869-70) 1870, isonym (Art. 6.3, note 2).
 ≡ *Mycosphaerella superflua* (Auersw.) Petr., Ann. Mycol. 38(2/4): 235, 1940.
 Notes: The name *Sphaeria superflua* was introduced on the label of Fungi Rhen. Exs. 884, but without any description (fig. 25).

884.
Sphaeria superflua *Awd. mspt.*
 Ad Urticae dioicae caules aridos, frequens. Autumno.

Fig. 25

Sphaeria trifolii Fuckel, Fungi Rhen. Exs., Fasc. 9: no. 887, 1864 [Hedwigia 3(11): 162, 1864; Jahrb. Nassauischen Vereins Naturk. 23-24: 112 (1869-70) 1870], nom. illeg. (Art. 53.1), non Pers., 1801.
 ≡ *Didymella trifolii* Sacc. [as “(Fuckel) Sacc.”], Syll. fung. 1: 554, 1882.
 Notes: This is an illegitimate species name with a description on the label of Fungi Rhen. Exs. 887 (fig. 26), later validated as *Didymella trifolii*.

887.
Sphaeria Trifolii *Fckl.*
 Peritheciis seriatim dispositis, Pleosporae herbarum magnitudine, cum epidermide nigrofacta tectis, globosis, atris; ostiolis minimis, papillaeformibus, emersis; ascis oblongis 8 sporis; sporidiis didymis, oblongis, medio constrictis, utrinque attenuatis, obtusiusculis, loculis uniguttulatis, hyalinis.
 Ad Trifolii pratensis culti caules aridos, raro. Autumno. Ca. Hostrichiam. Saepe totum caulem obducens.

Fig. 26

Sphaeria napi Fuckel, Fungi Rhen. Exs., Fasc. 9: no. 895, 1864 [Hedwigia 3(11): 162, 1864].
 ≡ *Pleospora napi* (Fuckel) Fuckel, Jahrb. Nassauischen Vereins Naturk. 23-24: 136 (1869-70) 1870.
 ≡ *Leptosphaeria napi* (Fuckel) Sacc., Syll. fung. 2: 45, 1882.
 Notes: This is a valid species name with a description on the label of Fungi Rhen. Exs. 895 (fig. 27).

895.
Sphaeria Napi *Fckl.*
 Peritheciis tectis, dein subliberis, globosis; ostiolis conicis, brevissimis, truncatis, perforatis, emersis, atris; ascis oblongis, 8 sporis; sporidiis fusiformibus, curvatis, uniseptatis, medio constrictis, multiguttulatis, flavis.
 Ad Brassicae Napi caules aridos, raro, Vere. Ca. Hostrichiam.

Fig. 27

Sphaeria artemisiae Fuckel, Fungi Rhen. Exs., Fasc. 9: no. 896, 1864 [Hedwigia 3(11): 163, 1864], nom. illeg. (Art. 53.1), non Schwein., 1832.
 ≡ *Leptosphaeria artemisiae* Auersw. [as “(Fuckel) Auersw.”], in Rabenhorst, Fungi Eur. Exs. (Klotzschii Herb. Viv. Mycol. Continuatio, Editio Nova, Ser. Secunda), Cent. 18: no. 1725. 1874.
 ≡ *Heptameria artemisiae* (Auersw.) Cooke [as “(Fuckel) Cooke”], Grevillea 18(86): 30, 1889.
 Notes: This is an illegitimate species name with a description on the label of Fungi Rhen. Exs. 896 (fig. 28), later validated by Auerswald under *Leptosphaeria*. Fuckel (1870: 138) cited *Sphaeria artemisiae* as synonym under: *Pleospora helminthospora* (Ces. & De Not.) Fuckel (≡ *Leptosphaeria helminthospora* Ces. & De Not., Comm. Soc. Crittog. Ital. 1(4): 235, 1863). Auerswald (l.c.) excluded *Leptosphaeria helminthospora* and considered *L. artemisiae* a separate species.

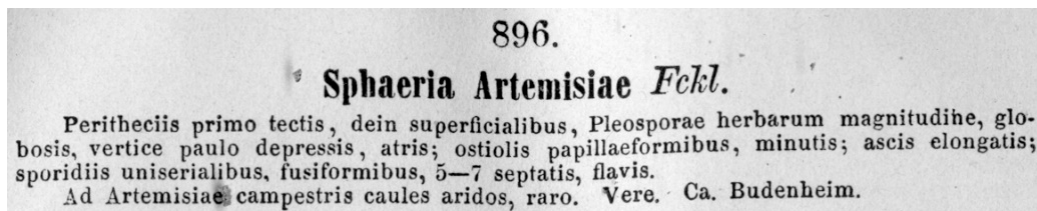


Fig. 28

Fasc. 10

Sphaeria genistae Fuckel, Fungi Rhen. Exs., Fasc. 10: no. 916, 1864 [Hedwigia 3(11): 163, 1864; Jahrb. Nassauischen Vereins Naturk. 23-24: 114 (1869-70) 1870].

≡ *Venturia genistae* (Fuckel) G. Winter, Hedwigia 25(1): 26, 1886.

≡ *Cercidospora genistae* (Fuckel) Kuntze, Revis. gen. pl. 3(3): 454, 1898.

≡ *Didymella genistae* (Fuckel) Roum., Fungi Sel. Exs., Cent. 55: no. 5432, 1890.

≡ *Trichometasphaeria genistae* (Fuckel) L. Holm, Symb. Bot. Upsal. 14(3): 139, 1957.

≡ *Keissleriella genistae* (Fuckel) E. Müll., in Müller & von Arx, Beitr. Kryptogamenfl. Schweiz 11(2): 301, 1962.

Notes: This is a valid species name with a description on the label of Fungi Rhen. Exs. 916 (fig. 29). *Sphaeria genistae* has in the past usually been ascribed to Fuckel (1870). In this case, this name would be an illegitimate homonym (non P. Crouan & H. Crouan, 1867). However, the opposite is true, *Sphaeria genistae* Fuckel is valid and *Sphaeria genistae* P. Crouan & H. Crouan is illegitimate. Thus, the name *Sph. genistae* was not validated by Winter (1886: 26) [published in Hedwigia vol. 25, 1886 and not vol. 24, 1885, as previously often cited], as assumed in the past, and the author citations of all homotypic synonymy have to be corrected. Furthermore, the citation *Sph. genistae* Crouan & H. Crouan must also be corrected:

Sphaeria genistae P. Crouan & H. Crouan, Fl. Finistère: 25, 1867, nom. illeg. (Art. 53.1), non Fuckel, 1864.

≡ *Anthostomella genistae* Sacc. [as "(P. Crouan & H. Crouan) Sacc.", Syll. fung. 1: 290, 1882.



Fig. 29

Sphaeria fuckelii Duby, in Fuckel, Fungi Rhen. Exs., Fasc. 10: no. 919, 1864 [Hedwigia 3(11): 163, 1864].

Notes: This is a valid species name with a description on the label of Fungi Rhen. Exs. 919 (fig. 30). Saccardo (1882: 663) reduced *Sphaeria fuckelii* to synonymy with *Diaporthe inaequalis* (Curr.) Nitschke.

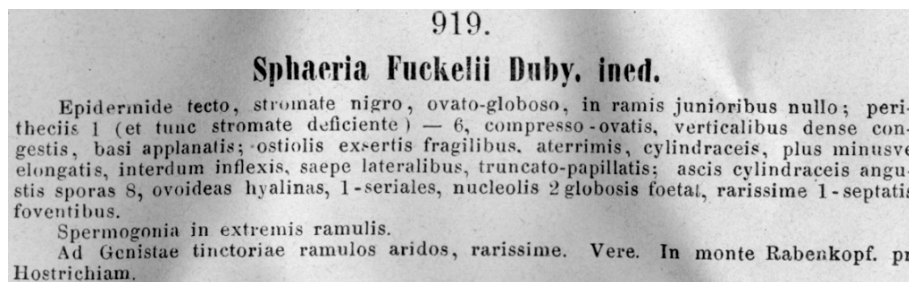


Fig. 30

Sphaeria felina Fuckel, Fungi Rhen. Exs., Fasc. 10: no. 945, 1864 [Hedwigia 3(11): 163, 1864].

≡ *Lasiosphaeria felina* (Fuckel) Sacc., Syll. fung. 2: 200, 1883.

Notes: This is a valid species name with a description on the label of Fungi Rhen. Exs. 945 (fig. 31).



Fig. 31

Sphaeria herpotrichoides Fuckel, Fungi Rhen. Exs., Fasc. **10**: no. 952, 1864 [Hedwigia **3**(11): 163, 1864].

≡ *Herpotrichia herpotrichoides* (Fuckel) P.F. Cannon, Trans. Brit. Mycol. Soc. **79**(2): 338, 1982.

Notes: This is a valid species name with a description on the label of Fungi Rhen. Exs. 952 (fig. 32).

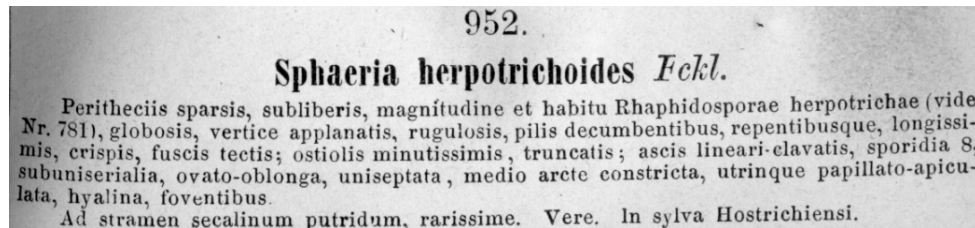


Fig. 32

Sphaeria valsiformis Fuckel [as “*valsaeformis*”], Fungi Rhen. Exs., Fasc. **10**: no. 954, 1864 [Hedwigia **3**(11): 163, 1864].

Notes: This is a valid species name with a description on the label of Fungi Rhen. Exs. 954 (fig. 33).



Fig. 33

Coronophora Fuckel, Fungi Rhen. Exs., Fasc. **10**: no. 961, 1864 [Hedwigia **3**(11): 164, 1864].

Notes: This is a valid genus name with a description on the label of Fungi Rhen. Exs. 961 (fig. 34)

and

Coronophora gregaria Fuckel [as“(Lib.) Fuckel”], Fungi Rhen. Exs., Fasc. **10**: no. 961, 1864 [Hedwigia **3**(11): 164, 1864; Jahrb. Nassauischen Vereins Naturk. **23-24**: 229 (1869-70) 1870].

≡ *Sphaeria gregaria* Lib., Pl. Crypt. Arduenna, Fasc. (Liège) **2**: no. 145, 1832, nom. illeg. (Art. 53.1), non Weigel, 1772.

Notes: This is a new name validly published by Fuckel on the label of Fungi Rhen. Exs. 961 (fig. 34).



Fig. 34

Cucurbitaria coluteae Auersw. [as“(Rabenh.) Auersw.”], in Fuckel, Fungi Rhen. Exs., Fasc. **10**: no. 972, 1864 [Jahrb. Nassauischen Vereins Naturk. **23-24**: 174 (1869-70) 1870], nom. nud.

≡ *Sphaeria coluteae* Rabenh., Klotzschii Herb. Viv. Mycol., Cent. 13: no. 1239, 1849, nom. nud.

≡ *Cucurbitaria coluteae* Auersw. ex Rehm, Hedwigia **21**: 82, 1882.

Notes: This name was published as a new combination by Auerswald on the label of Fungi Rhen. Exs. 972 (fig. 35), but the 'basonym' *Sphaeria coluteae* Rabenh. was published as a nomen nudum (Art. 38.1(a)). Rehm (1882) added a description and validated the name *Cucurbitaria coluteae* (Braun 2018).



Fig. 35

Cucurbitaria spiraeae Fuckel, Fungi Rhen. Exs., Fasc. 10: no. 975, 1864 [Hedwigia 3(11): 164, 1864].
≡ *Otthia spiraeae* (Fuckel) Fuckel, Jahrb. Nassauischen Vereins Naturk. 23-24: 170 (1869-70) 1870.
Notes: This is a valid species name with a description on the label of Fungi Rhen. Exs. 975 (fig. 36).



Fig. 36

Cucurbitaria flacca (Wallr.) Fuckel, Fungi Rhen. Exs., Fasc. 10: no. 976, 1864.
≡ *Sphaeria flacca* Wallr., Fl. crypt. Germ. 2: 838, 1833.
≡ *Gibbera flacca* (Wallr.) Fuckel, Jahrb. Nassauischen Vereins Naturk. 23-24: 128 (1869-70) 1870.
≡ *Gibberella flacca* (Wallr.) Sacc., Michelia 1(3): 318, 1878.
≡ *Botryosphaeria flacca* (Wallr.) Weese, Sitzungsber. Akad. Wiss., Wien. Math.-Naturwiss. Kl., Abt. 1, 128: 707, 1919.

Notes: This is a new combination validly published on the label of Fungi Rhen. Exs. 976 (fig. 37).



Fig. 37

Nectria lisae (De Not.) Fuckel, Fungi Rhen. Exs., Fasc. 10: no. 979, 1864.
≡ *Sphaeria lisae* De Not., Mem. Reale Accad. Sci. Torino, Ser. 2, 7: 4, 1845.
≡ *Otthia lisae* (De Not.) Sacc., Syll. fung. 1: 739, 1882.

Notes: This is a new combination validly published by Fuckel on the label of Fungi Rhen. Exs. 979 (fig. 38).



Fig. 38

Nectria decora (Wallr.) Fuckel, Fungi Rhen. Exs., Fasc. 10: no. 986, 1864 [Jahrb. Nassauischen Vereins Naturk. 23-24: 179 (1869-70) 1870].

≡ *Sphaeria decora* Wallr., Fl. crypt. Germ. 2: 842, 1833.

≡ *Flammoclaediella decora* (Wallr.) Lechat & J. Fourn., Ascomycete.org 10(1): 48, 2018.

Notes: This is a new combination validly published by Fuckel on the label of Fungi Rhen. Exs. 986 (fig. 39).



Fig. 39

Nectria charticola Fuckel [as “*chartaecola*”], Fungi Rhen. Exs., Fasc. 10: no. 990, 1864 [Hedwigia 3(11): 164, 1864].

≡ *Nectriella charticola* (Fuckel) Fuckel, Jahrb. Nassauischen Vereins Naturk. 23-24: 176 (1869-70) 1870.

≡ *Dialonectria charticola* (Fuckel) Cooke, Grevillea 12(64): 110, 1884.

≡ *Cucurbitaria charticola* (Fuckel) Kuntze, Rev. gen. pl. 3(2): 460, 1898.

Notes: This is a valid species name with a description on the label of Fungi Rhen. Exs. 990 (fig. 40).



Fig. 40

Barya Fuckel, Fungi Rhen. Exs., Fasc. 10: no. 991, 1864 [Hedwigia 3(11): 164, 1864; Jahrb. Nassauischen Vereins Naturk. 23-24: 93 (1869-70) 1870], nom. illeg. (Art. 53.1), non Klotzsch, 1854.

≡ *Neobarya* Lowen, in Eriksson & Hawksworth, Syst. Ascom. 5(1): 121, 1986.

Notes: This is an illegitimate genus name with a description on the label of Fungi Rhen. Exs. 991 (fig. 41)

and

Barya parasitica Fuckel, Fungi Rhen. Exs., Fasc. 10: no. 991, 1864 [Hedwigia 3(11): 164, 1864; Jahrb. Nassauischen Vereins Naturk. 23-24: 93 (1869-70) 1870].

≡ *Neobarya parasitica* (Fuckel) Lowen, in Eriksson & Hawksworth, Syst. Ascom. 5(1): 121, 1986.

Notes: This is a valid species name with a description on the label of Fungi Rhen. Exs. 991 (fig. 41), which is legitimate although published under an illegitimate genus name (Art. 55.1).



Fig. 41

Caryospora putaminum (Schwein.) de Not., in Fuckel, Fungi Rhen. Exs., Fasc. **10**: no. 998, 1864.
 ≡ *Sphaeria putaminum* Schwein., Schriften Naturf. Ges. Leipzig **1**: 43, 1822.
 ≡ *Caryospora putaminum* (Schwein.) de Not., Mem. Reale Accad. Sci. Torino **16**: 463, 1856, comb. inval. (Art. 35.2, Ex. 6).
 ≡ *Lophiostoma putaminum* (Schwein.) Quél., Compt. Rend. Assoc. Franç. Avancem. Sci. **11**: 409, 1883.
 Notes: This is a new combination validly published by de Notaris in Fuckel on the label of Fungi Rhen. Exs. 998 (fig. 42). The combination *Caryospora putaminum* has previously been ascribed to de Notaris (1856: 463), but in the latter publication he did not definitely associate the final epithet with the name of the genus, so that the combination was not validly published according to Art. 35.2 (see Ex. 6).

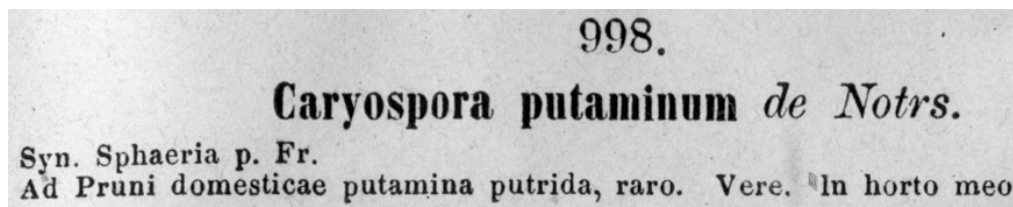


Fig. 42

Bertia spinifera (Wallr.) Auersw., in Fuckel, Fungi Rhen. Exs., Fasc. **10**: no. 1000, 1864.
 ≡ *Sphaeria spinifera* Wallr., Fl. crypt. Germ. **2**: 846, 1833.
 ≡ *Diatrype scabrosa* var. *spinifera* (Wallr.) Lacroix, Ann. Soc. Linn. Dép. Maine-et-Loire **2**: 14, 1857.
 ≡ *Melogramma spiniferum* (Wallr.) De Not., Sfer. Ital.: 53, 1863.
 ≡ *Melanamphora spinifera* (Wallr.) Lafl., Sydowia **28**(1-6): 245, (1975-1976) 1976.
 ≡ *Pseudovalsa spinifera* (Wallr.) M.E. Barr, Mycol. Mem. **7**: 175, 1978.
 Notes: This is a new combination validly published by Auerswald in Fuckel on the label of Fungi Rhen. Exs. 1000 (fig. 43).

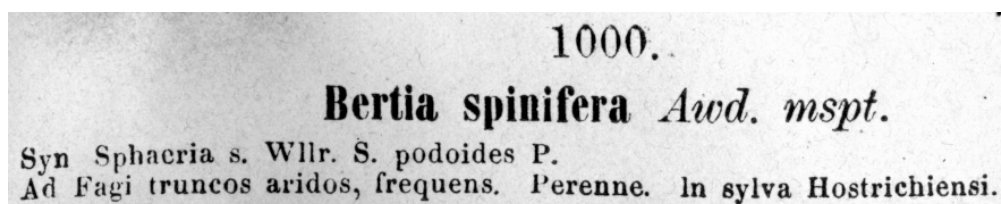


Fig. 43

Fasc. 11

Malinvernia pauciseta (Ces.) Fuckel, Fungi Rhen. Exs., Fasc. **11**: no. 1002, 1864.
 ≡ *Sphaeria pauciseta* Ces., in Rabenh., Klotzschii Herb. Viv. Mycol., Cent. 17: no. 1642, 1852 [and Bot. Zeitung **10**: 287, 1852; Flora **35**: 396, 1852].
 ≡ *Podospora pauciseta* (Ces.) Traverso, Fl. ital. crypt., Fungi **2**(2): 431, 1907.
 ≡ *Triangularia pauciseta* (Ces.) X. Wei Wang & Houbraken, in Wang et al., Stud. Mycol. **93**: 240, 2019.
 Notes: This is a new combination validly published by Fuckel on the label of Fungi Rhen. Exs. 1002 (fig. 44).

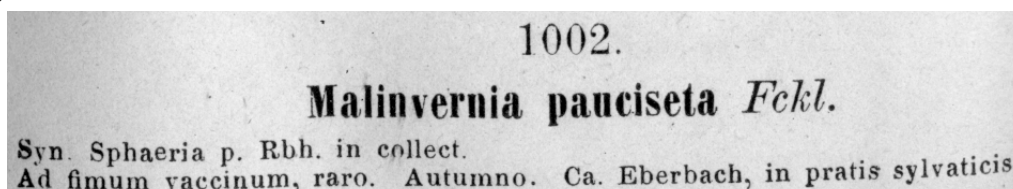


Fig. 44

Dothidea periclymeni Fuckel, Fungi Rhen. Exs., Fasc. **11**: no. 1006, 1864 [Hedwigia **3**(11): 164, 1864; Jahrb. Nassauischen Vereins Naturk. **23-24**: 223 (1869-70) 1870].
 ≡ *Plowrightia periclymeni* (Fuckel) Sacc., Syll. fung. **2**: 637, 1883.
 ≡ *Dothidella periclymeni* (Fuckel) Theiss. & Syd., Ann. Mycol. **13**(3/4): 311, 1915.
 Notes: This is a valid species name with a description on the label of Fungi Rhen. Exs. 1006 (fig. 45).

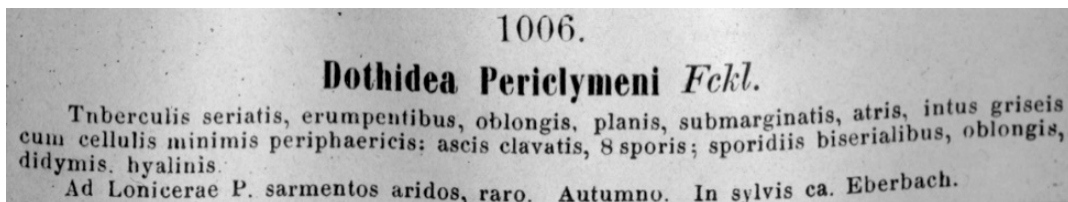


Fig. 45

- Dothidea morthieri* Fuckel, Fungi Rhen. Exs., Fasc. 11: no. 1026, 1864 [Hedwigia 3(11): 164, 1864].
 ≡ *Phyllachora morthieri* (Fuckel) Fuckel, Jahrb. Nassauischen Vereins Naturk. 23-24: 218 (1869-70) 1870.
 ≡ *Oligostroma morthieri* (Fuckel) Höhn., Ber. Deutsch. Bot. Ges. 35: 253, 1917.
 ≡ *Mycosphaerella morthieri* (Fuckel) Petr., Ann. Mycol. 19(3-4): 203, 1921.
 ≡ *Carlia morthieri* (Fuckel) Höhn., Mitt. Bot. Inst. Techn. Hochsch. Wien 7(2): 49, 1930.
 Notes: This is a valid species name with a description on the label of Fungi Rhen. Exs. 1026 (fig. 46).

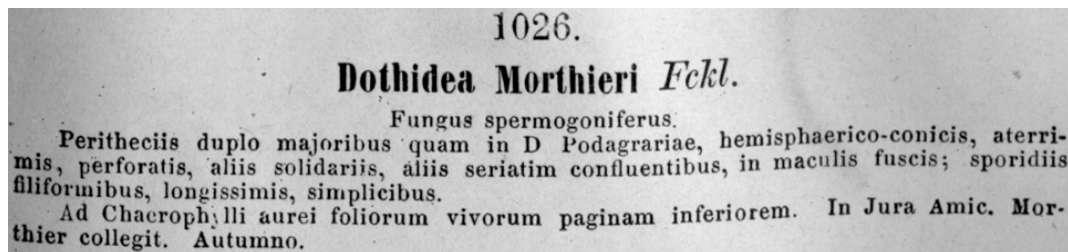


Fig. 46

- Dothidea nivea* Fuckel, Fungi Rhen. Exs., Fasc. 11: no. 1030, 1864 [Hedwigia 3(11): 164-165, 1864].
 Notes: This is a valid species name with a description on the label of Fungi Rhen. Exs. 1030 (fig. 47).



Fig. 47

- Dothidea punctiformis* Fuckel, Fungi Rhen. Exs., Fasc. 11: no. 1032, 1864 [Hedwigia 3(11): 164-165, 1864].
 ≡ *Phyllachora punctiformis* (Fuckel) Fuckel, Jahrb. Nassauischen Vereins Naturk. 23-24: 219 (1869-70) 1870.
 ≡ *Placosphaeria punctiformis* (Fuckel) C. Massal. & Sacc., in Saccardo, Ann. Mycol. 6(6): 555, 1908.
 ≡ *Sporonema punctiforme* (Fuckel) Höhn., Ber. Deutsch. Bot. Ges. 38: 98 (1920) 1921.
 Notes: This is a valid species name with a description on the label of Fungi Rhen. Exs. 1032 (fig. 48).

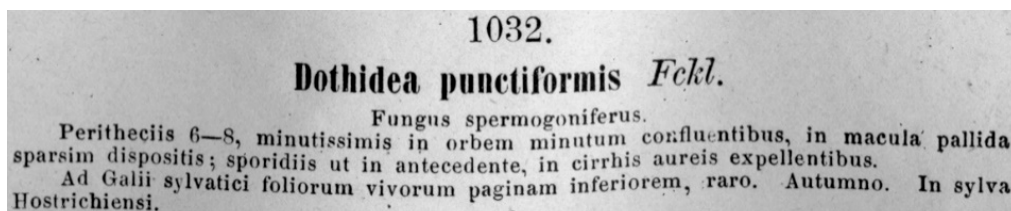


Fig. 48

- Microstoma asperum* (Fr.) Fuckel, Fungi Rhen. Exs., Fasc. 11: no. 1034, 1864 [Hedwigia 3(11): 165, 1864].
 ≡ *Sphaeria aspera* Fr., Syst. mycol. 2(2): 353, 1823, nom. sanct.
 ≡ *Diatrype asperum* (Fr.) Fr., Summa veg. Scand. 2: 385, 1849.

≡ *Diatrypella aspera* (Fr.) Nitschke, Pyrenomyc. Germ. 1: 74, 1867.

Notes: This is a combination validly published on the label of Fungi Rhen. Exs. 1034 (fig. 49).

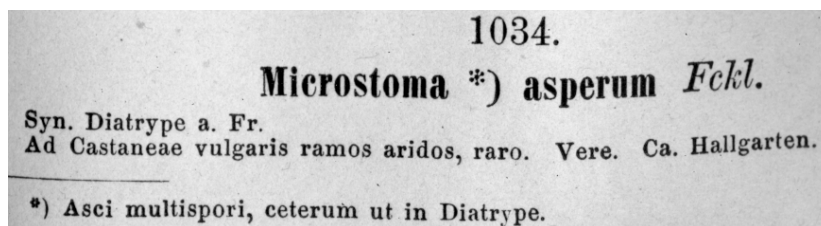


Fig. 49

Stictosphaeria undulata (Pers.) Fuckel, Fungi Rhen. Exs., Fasc. 11: no. 1044, 1864.

≡ *Sphaeria undulata* Pers., Syn. meth. fung. 1: 21, 1801, nom. sanct. [Fr., Syst. mycol. 2(2): 350, 1823].

≡ *Diatrype undulata* (Pers.) Fr., Summa veg. Scand. 2: 385, 1849.

≡ *Diatrype stigma* var. *undulata* (Pers.) Fuckel, Jahrb. Nassauischen Vereins Naturk. 23-24: 231 (1869-70) 1870.

= *Diatrype stigma* (Hoffm.) Fr., Summa veg. Scand. 2: 385, 1849.

Notes: This is a new combination validly published by Fuckel on the label of Fungi Rhen. Exs. 1044 (fig. 50).



Fig. 50

Stictosphaeria velutina (Westend. & Wallays) Fuckel, Fungi Rhen. Exs., Fasc. 11: no. 1045, 1864.

≡ *Sphaeria velutina* Wallr., Fl. crypt. Germ. 2: 844, 1833, nom. illeg. (Art. 53.1), non Bernh., 1799.

≡ *Hypoxylon velutinum* Westend. & Wallays [as "(Wallr.) Westend. & Wallays"], Herb. Crypt., additions et corrections 1: 14, 1850.

≡ *Diatrype velutina* (Westend. & Wallays) Fuckel [as "(Wallr.) Fuckel"], Jahrb. Vereins Naturk. Herzogth. Nassau 15: 80, 1860.

≡ *Eutypa velutina* (Westend. & Wallays) Sacc., Atti Soc. Veneto-Trentino Sci. Nat. Padova 4: 116, 1875.

Notes: This is a new combination validly published by Fuckel on the label of Fungi Rhen. Exs. 1045 (fig. 51).

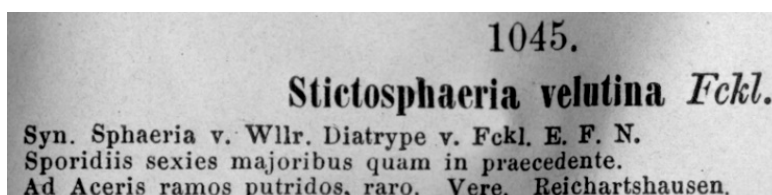


Fig. 51

Eutypa leioplaca (Fr.) Fuckel [as "*leioplaca*"], Fungi Rhen. Exs., Fasc. 11: no. 1047, 1864.

≡ *Sphaeria leioplaca* Fr. [as "*leioplaca*"], Syst. mycol. 2(2): 370, 1823, nom. sanct.

≡ *Eutypa leioplaca* (Fr.) Cooke [as "*leioplaca*"], Handb. Brit. Fungi 2: 800, 1871, isonym (Art. 6.3, note 2).

Notes: This is a new combination validly published by Fuckel on the label of Fungi Rhen. Exs. 1047 (fig. 52) that has priority over Cooke's, 1871, combination.



Fig. 52

Eutypa maura (Fr.) Fuckel, Fungi Rhen. Exs., Fasc. 11: no. 1048, 1864.

≡ *Sphaeria maura* Fr., Syst. mycol. 2(2): 370, 1823, nom. sanct.

≡ *Eutypa maura* (Fr.) Sacc., Syll. fung. 1: 166, 1882, isonym (Art. 6.3, note 2).

Notes: This is a new combination validly published by Fuckel on the label of Fungi Rhen. Exs. 1048 (fig. 53) that has priority over Saccardo's, 1882, combination.

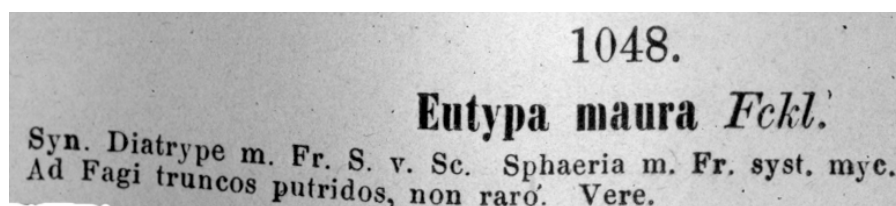


Fig. 53

Hypoxyton equorum Fuckel, Fungi Rhen. Exs., Fasc. 11: no. 1058, 1864 [Hedwigia 3(11): 165, 1864].

≡ *Coprolepa equorum* (Fuckel) Fuckel, Jahrb. Nassauischen Vereins Naturk. 23-24: 240, (1869-70) 1870.

≡ *Sordaria equorum* (Fuckel) G. Winter, Abh. Naturf. Ges. Halle 13(1): 13, 1873.

≡ *Hypocopra equorum* (Fuckel) G. Winter, Rabenh. Krypt.-Fl., Ed. 2, 1.2: 178, 1885.

Notes: This is a valid species name with a description on the label of Fungi Rhen. Exs. 1058 (fig. 54).

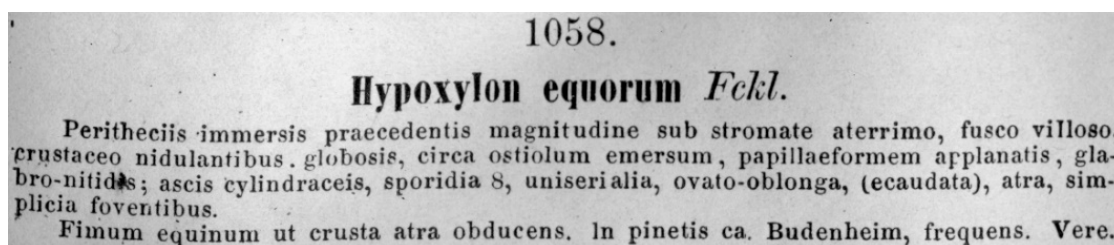


Fig. 54

Hypoxyton globulariforme Fuckel, Fungi Rhen. Exs., Fasc. 11: no. 1061, 1864 [Hedwigia 3(11): 165, 1864].

≡ *Rosellinia aquila* var. *glabra* Sacc., Michelia 1(5): 506, 1879.

Notes: This is a valid species name with a description on the label of Fungi Rhen. Exs. 1061 (fig. 55).

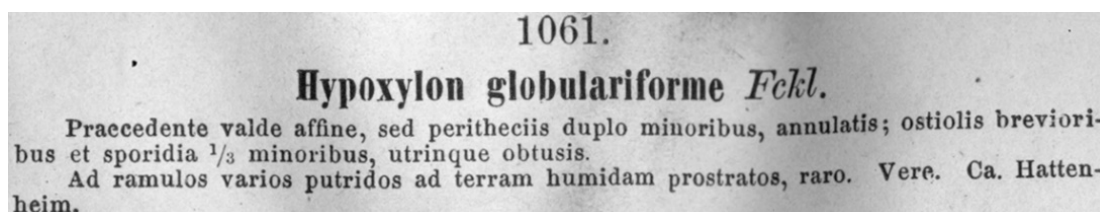


Fig. 55

Phacidium vincae Fuckel, Fungi Rhen. Exs., Fasc. 11: no. 1099, 1864 [Hedwigia 3(11): 165, 1864; Jahrb. Nassauischen Vereins Naturk. 23-24: 261, (1869-70) 1870].

≡ *Coccomyces vincae* (Fuckel) Gillet, [as "vincae"] Champ. France Discomyc. (8): 175, 1886.

Notes: This is a valid species name with a description on the label of Fungi Rhen. Exs. 1099 (fig. 56).

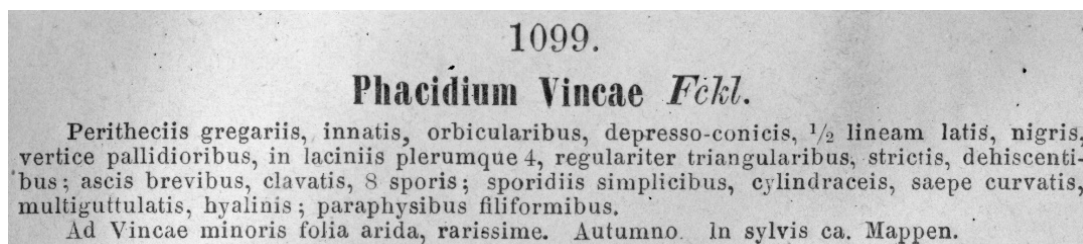


Fig. 56

Fasc. 12

Note: Fascicle 12 is not present at HAL, wherefore it is not possible to provide scans of the labels from this fascicle based on HAL duplicates. As an alternative we provide links to scans available via internet based on duplicates deposited at G (Conservatoire & Jardin botaniques de la Ville de Genève), and in one case from M (Botanische Staatssammlung, München).

Cryptodiscus adonis Fuckel, Fungi Rhen. Exs., Fasc. 12: no. 1111, 1864 [Hedwigia 5(1): 14, 1866].

≡ *Naevia adonis* (Fuckel) Fuckel, Jahrb. Nassauischen Vereins Naturk. 23-24: 241, (1869-70) 1870.

≡ *Laetinaevia adonis* (Fuckel) Nannf., Nova Acta Regiae Soc. Sci. Upsal., Ser. 4, 8(2): 191, 1932.

Notes: This is a valid species name with a description on the label of Fungi Rhen. Exs. 1111 (see: <https://www.ville-ge.ch/musinfo/bd/cjb/chg/adetail.php?id=345965&base=img&lang=en>).

Trochila aeruginosa Fuckel, Fungi Rhen. Exs., Fasc. 12: no. 1115, 1864 [Hedwigia 5(1): 15, 1866].

≡ *Stictis aeruginosum* (Fuckel) Gillet, Champ. France Discomyc. (8): 180, 1886.

≡ *Naevia aeruginosa* (Fuckel) Rehm, Rabenh. Krypt.-Fl., Ed. 2, 1.3 (Lief. 30): 148, 1888.

Notes: This is a valid species name with a description on the label of Fungi Rhen. Exs. 1115 (see: <https://www.ville-ge.ch/musinfo/bd/cjb/chg/adetail.php?id=346065&base=img&lang=en>).

Bulgaria carbonaria Fuckel, Fungi Rhen. Exs., Fasc. 13: no. 1137, 1864 [Hedwigia 5(1): 15, 1866].

≡ *Plicaria carbonaria* (Fuckel) Fuckel, Jahrb. Nassauischen Vereins Naturk. 23-24: 326, (1869-70) 1870.

Notes: This is a valid species name with a description on the label of Fungi Rhen. Exs. 1137 (see: http://pictures.snsb.info/BSMfungicoll/web/M-0223/M-0223108_20131126_114307.jpg).

Peziza lichenicola Fuckel, Fungi Rhen. Exs., Fasc. 13: no. 1169, 1864 [Hedwigia 5(1): 15, 1866].

≡ *Ahlesia lichenicola* (Fuckel) Fuckel, Jahrb. Nassauischen Vereins Naturk. 23-24: 281, (1869-1870) 1870.

≡ *Thelocarpon lichenicola* (Fuckel) Poelt & Hafellner, Phytion 17: 70, 1975.

Notes: This is a valid species name with a description on the label of Fungi Rhen. Exs. 1169 (see: <https://www.ville-ge.ch/musinfo/bd/cjb/chg/adetail.php?id=248288&base=img&lang=en>).

Peziza poae Fuckel, Fungi Rhen. Exs., Fasc. 13: no. 1174, 1864 [Hedwigia 5(1): 15, 1866].

≡ *Micropeziza poae* (Fuckel) Fuckel, Jahrb. Nassauischen Vereins Naturk. 23-24: 291, (1869-70) 1870.

≡ *Mollisia poae* (Fuckel) Sacc., Syll. fung. 8: 343, 1889.

≡ *Niptera poae* (Fuckel) Rehm, Rabenh. Krypt.-Fl., Ed. 2, 1.3(Lief. 36): 558, (1896) 1891.

= *Micropeziza cornea* (Berk. & Broome) Nannf., Bot. Not. 129(3): 335, 1976.

Notes: This is a valid species name with a description on the label of Fungi Rhen. Exs. 1174 (see: <https://www.ville-ge.ch/musinfo/bd/cjb/chg/adetail.php?id=90803&base=img&lang=en>).

Fasc. 13

Peziza arenosa Fuckel, Fungi Rhen. Exs., Fasc. 13: no. 1212, 1864 [Hedwigia 5(1): 15, 1866].

≡ *Geopora arenosa* (Fuckel) S. Ahmad, Monogr. Biol. Soc. Pakistan 7: 176, 1978.

Notes: This is a valid species name with a description on the label of Fungi Rhen. Exs. 1212 (fig. 57).

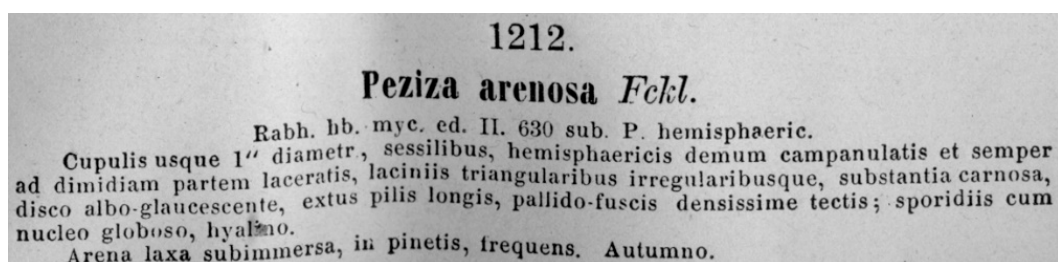


Fig. 57

Peziza atropora Fuckel, Fungi Rhen. Exs., Fasc. 13: no. 1224, 1864 [Hedwigia 5(1): 15, 1866].

≡ *Plicaria atropora* (Fuckel) Boud., Hist. Class. Discom. Eur.: 50, 1907.

Notes: This is a valid species name with a description on the label of Fungi Rhen. Exs. 1224 (fig. 58).

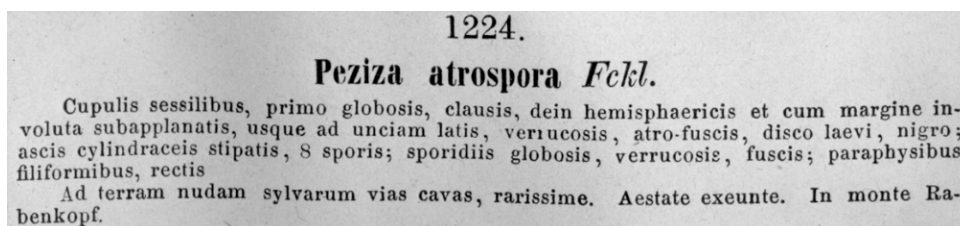


Fig. 58

Helvella albipes Fuckel, Fungi Rhen. Exs., Fasc. 13: no. 1240, 1864 [Hedwigia 5(1): 15, 1866].

Notes: This is a valid species name with a description on the label of Fungi Rhen. Exs. 1240 (fig. 59).

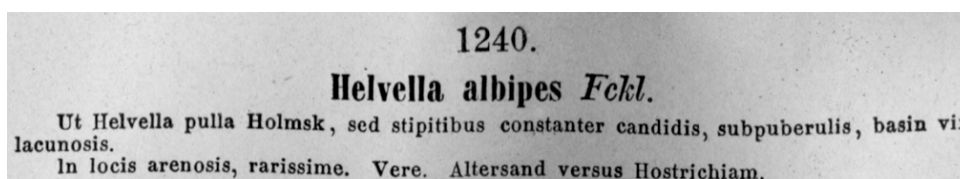


Fig. 59

Coryne aurea Fuckel, Fungi Rhen. Exs., Fasc. 13: no. 1274, 1864 [Hedwigia 5(1): 16, 1866].

≡ *Ombrophila aurea* (Fuckel) Sacc., Syll. fung. 8: 615, 1889.

Notes: This is a valid species name with a description on the label of Fungi Rhen. Exs. 1274 (fig. 60).

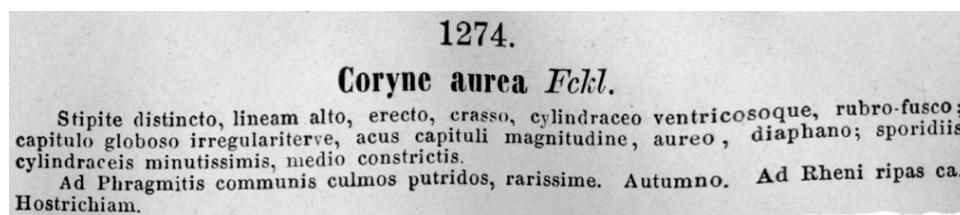


Fig. 60

Fasc. 14

Polyporus fuscolutescens Fuckel, Fungi Rhen. Exs., Fasc. 14: no. 1371, 1864 [Hedwigia 5(1): 16, 1866].
= *Phellinopsis conchata* (Pers.) Y.C. Dai, Fungal Diversity 45: 309, 2010.

Notes: This is a valid species name with a description on the label of Fungi Rhen. Exs. 1371 (fig. 61).

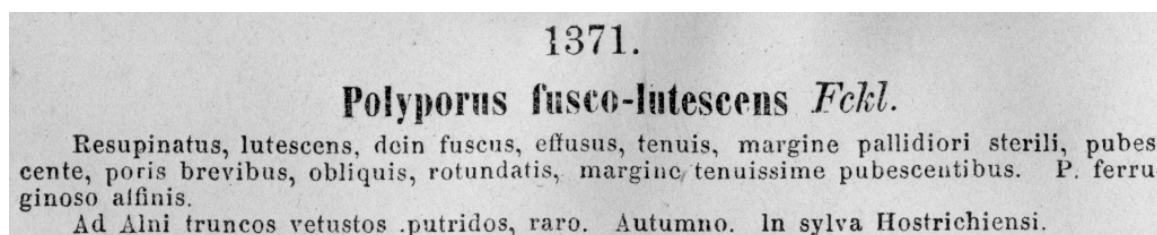


Fig. 61

Fasc. 15

Arcyria ferruginea Fuckel, Fungi Rhen. Exs., Fasc. 15: no. 1444, 1865 [Hedwigia 5(1): 16, 1866], nom. illeg. (Art. 53.1), non Saut., 1841.

Notes: This is an illegitimate name with a description on the label of Fungi Rhen. Exs. 1444 (fig. 62).



Fig. 62

Sclerotium stellariae Fuckel, Fungi Rhen. Exs., Fasc. 15: no. 1481, 1865 [Jahrb. Nassauischen Vereins Naturk. 23-24: 404, (1869-70) 1870].

Notes: This is a valid species name with a description on the label of Fungi Rhen. Exs. 1481 (fig. 63).



Fig. 63

Sclerotium elongatum Fuckel, Fungi Rhen. Exs., Fasc. 15: no. 1484, 1865 [Jahrb. Nassauischen Vereins Naturk. 23-24: 405, (1869-70) 1870], nom. illeg. (Art. 53.1), non Chevall., 1826.

≡ *Sclerotium fuckelii* Sacc. & P. Syd., Syll. fung. 14(2): 1169, 1899.

Notes: This is an illegitimate species name with a description on the label of Fungi Rhen. Exs. 1484 (fig. 64).



Fig. 64

Literature

- Aptroot, A. 2006: *Mycosphaerella* and its anamorphs: 2. Conspectus of *Mycosphaerella*. CBS Biodiversity Series 5: 1–231.
- Arx, J. A. von 1949: Beiträge zur Kenntnis der Gattung *Mycosphaerella*. Sydowia. 3(1-6): 28–100.
- Bommer, E. & Rousseau, M. 1886: Contributions à la flore mycologique de Belgique. Bulletin de la Société Royale de Botanique de Belgique. 25(1): 163–185.
- Braun, U. 2018: Annotated list of taxonomic novelties published in “Herbarium Vivum Mycologicum” issued by J. F. Klotzsch and G. L. Rabenhorst between 1832 and 1855. Schlechtendalia 34: 3–90.
- Braun, U. 2019: Taxonomy and nomenclature of *Sphaeria aucupariae* (*Mycosphaerella aucupariae*, *Venturia aucupariae*) – a story of confusion and misinterpretation. Schlechtendalia 36: 61–69.
- Braun, U. & Bensch, K. 2019: Annotated list of taxonomic novelties published in “Fungi Rhenani Exsiccati” Fasc. 1 to 7, issued by L. Fuckel in 1863. Schlechtendalia 36: 103–131.
- De Notaris, G. 1856: Micromicetes italici novi vel minus cogniti, decas 9. Memorie della Reale Accademia delle Scienze di Torino. 16: 457–471.
- Ferraris, T. 1902: Materiali per una flora micologica del Piemonte. Miceti della valle d’Aosta. Malpighia 16: 441–481.
- Fuckel, K. W. G. L. 1860: Enumeratio Fungorum Nassoviae collectorum, Ser. 1. Jahrbücher des Vereins für Naturkunde im Herzogthum Nassau 15: 1–126.
- Fuckel, K. W. G. L. 1870 [“1869–1870”]: Symbolae mycologicae. Beiträge zur Kenntnis der rheinischen Pilze. Jahrbücher des Nassauischen Vereins für Naturkunde 23-24: 1–459.
- Fuckel, K. W. G. L. 1871 [“1871–1872”]: Symbolae mycologicae. Erster Nachtrag. Jahrbücher des Nassauischen Vereins für Naturkunde 25-26: 287–346.
- Fuckel, K. W. G. L. 1874 [“1873–1874”]: Symbolae mycologicae. Zweiter Nachtrag. Jahrbücher des Nassauischen Vereins für Naturkunde 27-28: 1–99.
- Fuckel, K. W. G. L. 1875 [“1876–1877”]: Symbolae mycologicae. Dritter Nachtrag. Jahrbücher des Nassauischen Vereins für Naturkunde 29-30: 1–39.
- Killian, C. 1926. Études biologiques du genre *Ramularia*. Annales des Epiphyties 12(3): 147–164.

- Mel'nik, V. A. 1977: Opredelitel' gribov roda *Ascochyta* Lib. Leningrad.
- Müller, E. [1957] 1958: Systematische Bemerkungen über einige *Venturia*-Arten. *Sydowia* **11**: 79–92.
- Rehm, H. 1882: Ascomyceten fasc. XIII (Schluss). *Hedwigia* **21**(6): 81–86.
- Saccardo, P. A. 1882: *Sylloge Fungorum*, Vol. I. Patavii.
- Sivanesan, A. 1977: The taxonomy and pathology of *Venturia* species. *Bibliotheca Mycologica*. **59**: 1–139.
- Stafleu, F. A. & Cowan R. S. 1976: Taxonomic literature. A selective guide to botanical publications and collections with dates, commentaries and types. Utrecht.
- Tomilin, B. A. 1978: Opredelitel' gribov roda *Mycosphaerella* Johans. Nauka, Leningrad.
- Vestergren, T. 1897: Anteckningar till sveringens ascomycet-flora. *Botaniska Notiser* **1996-1997** (6): 255–272.
- Winter, G. 1885: Exotische Pilze II. *Hedwigia*. **24**: 21–35.

Addresses of the authors

Uwe Braun, Martin-Luther-Universität, Institut für Biologie, Bereich Geobotanik und Botanischer Garten, Neuwerk 21, 06099 Halle (Saale), Germany.
(E-mail: uwe.braun@botanik.uni-halle.de)

Konstanze Bensch, Westerdijk Fungal Biodiversity Institute, P.O. Box 85167, NL-3508 AD Utrecht, The Netherlands.
(E-mail: k.bensch@wi.knaw.nl)

ZOBODAT - www.zobodat.at

Zoologisch-Botanische Datenbank/Zoological-Botanical Database

Digitale Literatur/Digital Literature

Zeitschrift/Journal: [Schlechtendalia](#)

Jahr/Year: 2020

Band/Volume: [37](#)

Autor(en)/Author(s): Braun Uwe, Bensch Konstanze

Artikel/Article: [Annotated list of taxonomic novelties published in "Fungi Rhenani Exsiccati" Fasc. 8 to 15, issued by K. W. G. L. Fuckel between 1863 and 1865 5-26](#)