

## Some new records of Fungi-imperfecti from India.

By Vasant Gurunath Rao, M. Sc. (Agri.)\*.

(M.A.C.S. Laboratories, Law College Bldgs. Poona-4 India)

With 5 Textfig.

In the course of his mycological survey for new fungi in the state of Bombay-Maharashtra (India) the writer made many collections of Fungi imperfecti during 1960 and 1961, several of which were found to be new records not previously reported from the respective hosts. This paper deals with five species considered new to science on the basis of comparative morphology and host relationship; of which four are foliicular pathogens inciting leaf spots and blights and one inciting a new storage rot:

### 1. *Haplosporella plumeriae* Vasant Rao Spec. nov.

Maculae irregulares angulosae, dispersae, ad marginem fuscae, in centro expallescentes, 5—18 mm, diam. Pycnidia nigra, dispersa,

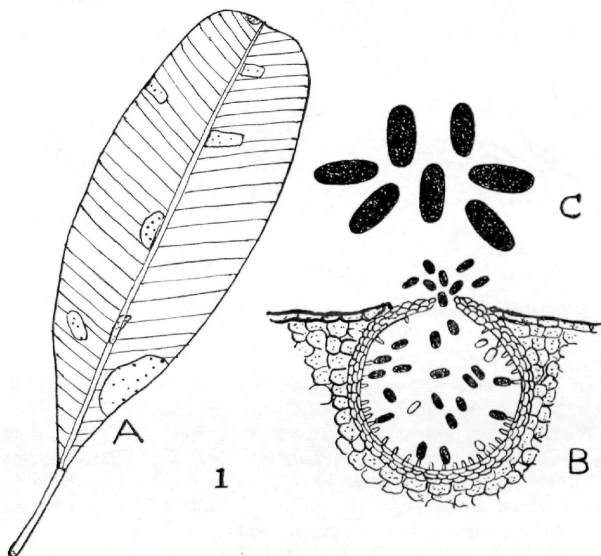


Fig. 1. *Haplosporella plumeriae*. (A) Symptoms  $\times$  Nat. size, (B) Pycnidium  $\times$  100, (C) Pycnidiospores  $\times$  440.

solitaria, globosa, subepidermalia, ostiolo plano papilliformi praedita, 130,2—334  $\mu$ . Conidia late ellipsoidea, fusca, unicellularia, 15,75—25,2  $\times$  8,4—10,5  $\mu$ .

In foliis vivis *Plumeriae acutifoliae* Poir. leg. Vasant Rao, Poona in India, IX. 1961, M.A.C.S. Myco. Herb. No. 111.

Note: The genus is represented in Bombay by only two species.

2. *Robillarda kamatii* Vasant Rao, spec. nov.

Maculae orbiculares, coalescentes saepe confluentes et tunc magnam folii partem occupantes, plerumque e margine ortae 3—25 mm diam. dispersae, sordide cinerae. Pycnidia globosa subepidermalia, fusca ostiolo plano papilliformi praedita, dispersa, omnino innata, 54,6—147  $\mu$  diam. Conidia bicellularia, hyalina, cylindracea, antice rotundata et ciliis 4 divergentibus, hyalinis ornata, 12,6—21,0  $\times$  3,15—4,5  $\mu$ .



Fig. 2. *Robillarda kamatii*. (A) Symptoms  $\times$  Nat. size. (B) Pycnidium  $\times$  264. (C) Pycnidiospores  $\times$  660.

In foliis vivis *Pongamiae glabrae* Vent. leg. Vasant Rao, Poona in India, X, 1961, M.A.C.S. Myco. Herb. No. 112.

Note: The species is described after Prof. M. N. Kamat, in recognition of his services to Indian Mycology and Plant Pathology.

Four species of *Robillarda* have been so far reported from India, three of which are saprophytic and one parasitic. The present species is thus the second report of a parasitic species from India.

3. *Phyllosticta nicandriicola* Vasant Rao, spec. nov.

Maculae ellipticae vel fere orbiculares, saepe  $\pm$  irregulares, sordide brunneae, dispersae, utrinque visibiles, 6—13 mm. Pycnidia

globosa, raro lenticularia, subepidermalia, ostiolo plano, papilliformi praedita, dispersa, fusca, 88,2—105,0  $\mu$ . Conidia unicellularia, ellipsoidea, hyalina, 6,3—10,5  $\times$  3,0—4,5  $\mu$ .

In foliis vivis *Nicandrae physaloidis* Gaertn. leg. Vasant Rao, Poona in India, VIII. 1961, M.A.C.S. Myco Herb. No. 113.

4. *Pestalotia poonensis* Vasant Rao, spec. nov.

Maculae vulgo marginales, fusco-brunneae, irregulares, amphigenae, dispersae, 3—8 mm. Acervuli nigri, subcutanei, pulvinati, 58,8—126,0  $\times$  46,2—84,0  $\mu$ . (91,5  $\times$  65,0  $\mu$ ). Conidia 4-cellularia, raro 5-cellularia, ellipsoidea, vel fusoidea, fusco-brunnea, cellulis terminalibus hyalinis conoideis, antice ciliis 2—3 rectiusculis divergentibus praedita, 14,7—21,0  $\times$  5,0—7,3  $\mu$ . (med. 17,2  $\times$  5,5  $\mu$ ).

In foliis vivis *Tamarindi indici* L. leg. Vasant Rao, Poona in India, X. 1961, M.A.C.S. Myco. Herb. No. 114.

5. *Memnoniella zingiberis* Vasant Rao spec. nov.

Maculae circulares, dispersae, depressae, 4—10 mm diam. Conidiophora erecta, curvula, fusco-brunnea, solitaria, 2—4 septata,

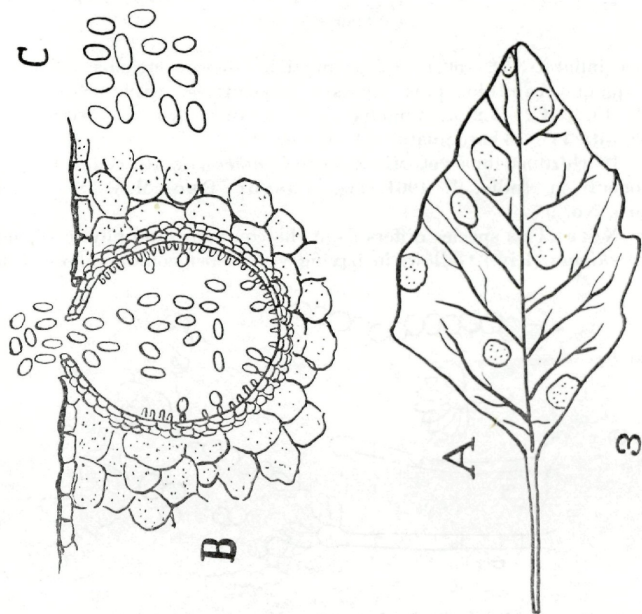


Fig. 3. *Phyllosticta nicandricola* (A) Symptoms  $\times$  Nat. size. (B) Pyenidium  $\times$  440. (C) Pycnidiospores  $\times$  660.

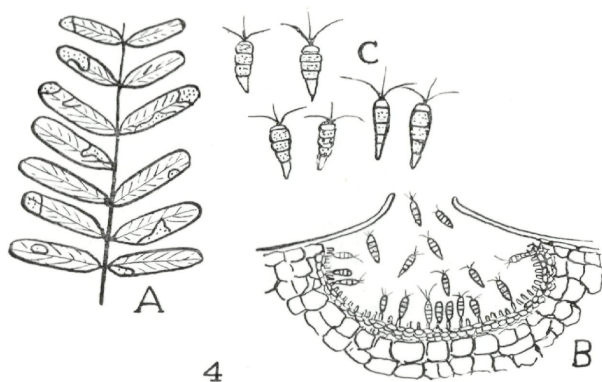


Fig. 4. *Pestalotia poonensis*. (A) Symptoms  $\times$  nat. size. (B) Acervulus  $\times$  264. (C) Spores  $\times$  660.

apice inflata,  $37,8-50,4 \times 4,2 \mu$ ; phialides dense verticillatae, 8-14 in quoque capitulo, plus minusve naviculares, pallide brunneae,  $6,3-14,7 \times 4,2-5,2 \mu$ . Conidia globosa, fusco-brunnea, verrucosa, disposita 11-16 catenulata,  $4,4-6,8 \mu$ .

In rhizomatibus vetustis *Zingiberis officinalis* Rosc. in amporio poonensi in India, I. 1961, leg, Vasant Rao, M.A.C.S. Mycol. Herb. No. 95.

Note: This species differs from the common saprophytic species *M. echinata* (Riv.) Gallow. in having very short conidiophores & in

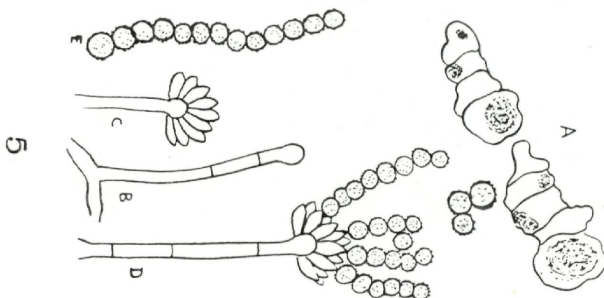


Fig. 5. *Memnoniella zingiberis*. (A) Habit  $\times$  Nat. size. (B) Conidiophore  $\times$  792. (C) Conidiophore with whorl of phialides  $\times$  792. (D) Conidiophore, phialides and conidia  $\times$  792. (E) Conidia in chain  $\times$  792.

number, shape and dimensions of phialides, besides being a pathogen on rhizomes of *Zingiber officinale* Rosc. inciting a dry rot in storage. The genus is also a new addition to fungi of Bombay.

The types are being deposited at the Herbaria Crypt. Orientalis, New Delhi, India and at C. M. I. Kew, England.

The writer is grateful to Prof. M. N. Kamat for his encouragement and guidance, to the Director, M.A.C.S., Poona-4, for laboratory facilities and to Prof. H. Santapau for Latin diagnosis of the species. He is also thankful to Government of India, India Council of Agricultural Research, New Delhi for the award of a Senior Research Fellowship.

#### Literature.

- Butlar, E. J. and G. R. Bisby: The fungi of India. I.C.A.R. Sci. Monogr. 1: 163, 1931.
- Patel, M. K., M. N. Kamat and V. P. Bhide: Fungi Bombay, Suppl. I. Ind. Phytopath. 2: (2) 147, 1949.
- Subramanian, C. V. and K. Ramakrishnan: List of India Fungi. J. Madras. Univ. B. 26: (2) 370. 1956.
- Uppal, B. N., M. K. Patel and M. N. Kamat: The Fungi of Bombay. Dept. Agri. Bombay. Bull. No. 176: 26. 1934.

# ZOBODAT - [www.zobodat.at](http://www.zobodat.at)

Zoologisch-Botanische Datenbank/Zoological-Botanical Database

Digitale Literatur/Digital Literature

Zeitschrift/Journal: [Sydowia](#)

Jahr/Year: 1962/1963

Band/Volume: [16](#)

Autor(en)/Author(s): Rao Vasant Gurunath

Artikel/Article: [Some new records of Fungi-imperfecti from India. 41-45](#)