

Some Follicolous Fungi Imperfecti from India

By A. B. Garud

(M. A. C. S. Research Institute, Poona 4, India)

During his mycological survey of the Maharashtra and Mysore States the writer collected several leaf spotting fungi which on the basis of comparative studies and host-relationship were found to be either in the nature of new species or new host records. A brief account of three such new species and four new host records is presented in this paper.

Species new to Science.

1. *Cercospora dapoliana* Garud sp. nov. (Fig. 1).

Maculae amphigenae, plerumque ad folii marginem ortae, ellipticae vel irregulares, fuscae, in centro albidae, 15—40 mm diam., hypostromate

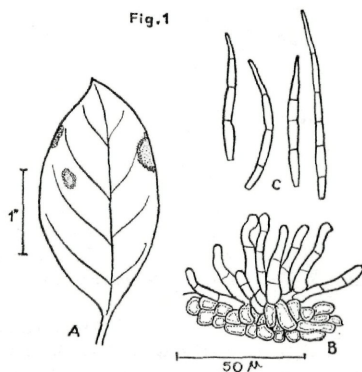


Fig. 1. *Cercospora dapoliana*. — A. Habit. — B. Conidiophores and stromata. — C. Conidia.

subepidermali, fusco, pseudoparenchymatico, 22—27 μ diam.; conidiophora subhyalina vel brunneola, plerumque 8—25 fasciculata, 2—6-septata, raro recta, plerumque geniculata vel irregulariter curvula, 16—64 \times 2—4 μ ; conidia subhyalina, crassiuscule filiformia, utrinque obtusa, inferne vix vel leniter, superne paulatim attenuata et acuminata, recta vel leniter curvula, 2—6-septata, 20—75 \times 2—3.5 μ .

In foliis vivis *Garciniae indicae* Chois, leg. A. B. G a r u d, Junio 1967 ad Dapoli (M. S.), India, M. A. C. S. Herb. No. 354 (Type).

This collection of *Cercospora* is distinct from the two species reported on *Vismia ferruginea* (family Guttiferae) in being amphigenous in habit, having simple geniculate conidiophores and smaller conidia, besides being collected on a new host.

2. *Exosporium bauhiniae* Garud sp. nov. (Fig. 2).

Maculae dispersae, irregulares, brunneae; hypostromate subepidermali pseudoparenchymatico; conidiophora dense caespitosa, anguste cylindracea, 1—2-septata, antice obtusa non vel leniter attenuata, brun-

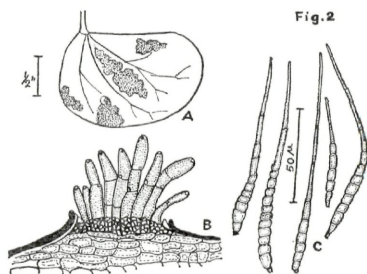


Fig. 2. *Exosporium bauhiniae*. — A. Habit. — B. Conidiophores and stroma. — C. Conidia.

neola, $17.5\text{--}38.5 \times 3\text{--}4 \mu$; conidia anguste obclavata, basi vix vel leniter angustata, apicem versus paulatim attenuata et acuminata, multi-septata, ad septa vix vel leniter constricta, olivacea, $31.5\text{--}133 \times 3.5\text{--}7 \mu$.

In foliis vivis *Bauhiniae purpureae* L. (Leguminosae). Leg. A. B. G a r u d, Junio 1967 ad Dapoli (Maharashtra) India, M. A. C. S. No. 693 (Type).

Exosporium tamarindi Syd. is reported from Madras State, India by S u n d a r a m a n, S. (1913), the writer's collection of *Exosporium* is distinct from the above species reported on *Tamarindus indica* L. (Leguminosae) in having much longer conidiophores as well as conidia besides being collected on a hitherto unreported host and is therefore described as new to science.

3. *Sclerotiopsis microspora* Garud sp. nov. (Fig. 3).

Maculae plerumque marginales, brunneae, minutae; stromata epiphylla, nigrescentia, conoidea vel hemisphaerica, $0.3\text{--}1 \text{ mm}$ diam.; loculi lenticulares vel labyrinthiformes, $52.5\text{--}122.5 \times 10.5\text{--}26.5 \mu$; conidia

cymbaeformia, utrinque attenuata et acuminata, hyalina, continua, 5.28—8.85 × 2—4 μ in conidiophoris bacillaribus orta.

In foliis vivis *Acaciae auriculariformis* L. Leg. A. B. Garud mense June 1967 ad Karjat (Maharashtra) India, M. A. C. S. Herb. No. 688 (Type).

Sclerotiopsis indica spec. nov. is reported from Madras State, India by Ramakrishnan, T. S. & Shrinivasan, K. V. (1951) on *Ilex wightiana*; the writer's collection of *Sclerotiopsis* is distinct from the above species in having smaller and simple conidia besides being collected on a hitherto unreported host and is therefore described as new to science.

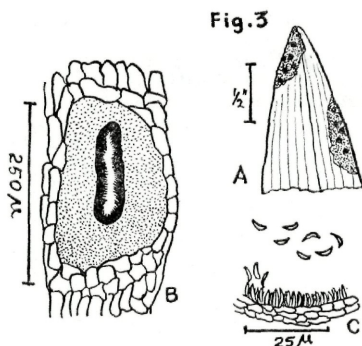


Fig. 3. *Sclerotiopsis microspora*. — A. Habit. — B. Cross Section of Pycnidium. — C. Conidiophores and Conidia.

New host Records.

4. *Colletotrichum capsici* (Syd.) Butl. & Bisby.

Collected on living leaves of *Dieffenbachia picta* Engler (Araceae) July 1968, at Poona, India, M. A. C. S. Herb. No. 689.

5. *Colletotrichum gloeosporioides* Penzing.

On living leaves of *Buchmanina lanzen* Sperg. (Anacardiaceae) at Coorg Forests, (Mercara) on 16th May 1968, M. A. C. S. Herb. No. 692.

6. *Gloeosporium* sp.

On living leaves of *Lagerstromia parviflora* Roxb. on 16th May 1968, at Coorg Forests (Mercara) M. A. C. S. Herb. No. 691.

7. *Phyllosticta sterculicola* Trav.

On living leaves of *Cola acuminata* Schoot & Endl. (Sterculaceae) on 28th May 1968 at Bangalore, India, M. A. C. S. No. 690.

Acknowledgements.

The author expresses his indebtedness to Prof. M. N. Kamat, Head of the Dept. of Mycology and Plant Pathology, M. A. C. S. Poona 4, for his deep interest, and guidance and Dr. V. G. Rao for helpful suggestions. Thanks are also due to Dr. F. Petrak for his kind help in Latin rendering of the three new species.

References.

1. Chupp, C. (1953). "A Monograph of fungus genus *Cereospora*". Ithaca, New York, January, 1954.
2. Ramakrishnan, T. S. & Shrinivasan, K. V. (1951). Additions to the Fungi of Madras. — X. Proc. Ind. Acad. Sci. Sect. B, 34: 63—72.
3. Saccardo, P. A. (1913-. Sylloge Fungorum Vols. 3, (735), 18 (222), 25 (994).
4. Sundaraman, S. (1913). Ann. Mycol. 2: 484—495.
5. Sydow, H. (1913). (Sacc. XXV, 994).
6. Sydow, H. (1928). Ann. Mycol. 23: 247.

ZOBODAT - www.zobodat.at

Zoologisch-Botanische Datenbank/Zoological-Botanical Database

Digitale Literatur/Digital Literature

Zeitschrift/Journal: [Sydowia](#)

Jahr/Year: 1970/1971

Band/Volume: [24](#)

Autor(en)/Author(s): Garud A. B.

Artikel/Article: [Some Follicolous Fungi Imperfecti from India. 69-72](#)